

# HKEx Fact Book 2010

---

## Fact Book 2010

- The Year 2010 in review
- Major events of the Hong Kong securities and derivatives markets 2010
- Market highlights
- Securities market - Main board
  - market indices
  - listing statistics
  - market capitalisation
  - trading statistics and analysis
  - short selling
  - listed companies
  - equity warrants
  - derivative warrants
  - callable bull/bear contracts
  - debt securities
  - unit trusts and mutual funds
  - trading only stock
  - historical section
  - world stock markets
- Securities market - Growth enterprise market (GEM)
  - market indices
  - listing statistics
  - market capitalisation
  - trading statistics and analysis
  - listed companies
  - equity warrants
- Derivatives market
  - equity index products
  - interest rate products
  - equity products
  - commodity products
  - historical section
- Clearing statistics
- Exchange participants
- Clearing participants
- The investing community
- Hong Kong stock market and derivatives markets historical events
- Appendices

## The Year 2010 in Review

The HKEx markets achieved a sustainable recovery in the second year after the Global Financial Crisis in 2008/09. The total market capitalisation of the securities market (including the Main Board and the Growth Enterprise Market (GEM)) at the end of 2010 was HK\$21,077.0 billion, 18% higher than the year-end total market capitalisation in 2009. The highest single-day turnover (excluding days with half-day trading) in the securities market of the year was HK\$139.1 billion on 14 October 2010 while the lowest level was HK\$34.2 billion on 18 February 2010 (compared to the high of HK\$146.8 billion and the low of HK\$28.6 billion in 2009).

At the end of 2010, there were 592 Mainland enterprises listed on the Main Board and GEM, constituting 57% by market capitalisation and 66% by annual turnover value. In 2010, total equity funds raised was HK\$858.7 billion, with 113 newly listed companies on the Main Board and GEM raising HK\$449.5 billion. Both the funds raised by initial public offers (IPOs) and the total equity funds raised in the year were record highs.

The Hang Seng Index (HSI) reached its highest closing level of the year at 24,964 points on 8 November 2010 and closed at 23,035 points on 31 December 2010, up 5% from the previous year's closing. At the end of 2010, the Hang Seng China Enterprises Index (H-shares Index) closed at 12,692 points, a year-on-year decrease of 1%; the Hang Seng China-Affiliated Corporations Index (the Red-Chips Index) closed at 4,170 points (up 3% from the end of 2009); and the S&P/HKEx GEM Index closed at 810 points (up 20% from the end of 2009).

Trading on both the Main Board and GEM continued to improve. Total securities market turnover in 2010 was HK\$17,210.1 billion, an increase of 11% compared with the year 2009. The average daily turnover of the securities market was HK\$69.1 billion, a year-on-year increase of 11%.

In 2010, the annual trading volume of the HKEx derivatives (futures and options) market increased by 18% from 2009 to an all-time high of 116 million contracts. The average daily derivatives turnover in 2010 increased by 18% to 467,961 contracts (173,413 contracts in futures and 294,548 contracts in options).

## STOCK MARKET

### Market development

#### *Listing and regulation*

In 2010, the Government, the Securities and Futures Commission (SFC) and HKEx put in further efforts to enhance investor protection and market transparency. The development of renminbi (RMB) business in Hong Kong also made significant progress in the year.

In March, the Financial Services and Treasury Bureau (FSTB) published a consultation paper to seek market views on the implementation of a **statutory obligation for disclosure of price sensitive information by listed companies**. In December, the FSTB announced the establishment of a **Financial Dispute Resolution Centre** (FDRC) by mid 2012 to provide a speedy and affordable way to handle monetary disputes between consumers and financial institutions. The FSTB would also set up an **Investor Education Council** to enhance investor education.

In March, the SFC announced, after public consultation, the decision to implement a new **short-position reporting regime** by subsidiary legislation to improve the transparency of short-selling activities in Hong Kong. Under the regime, the SFC would publish on a weekly basis the aggregate short position of each stock, based on weekly reports submitted by market participants.

The SFC took steps in the year to further enhance investor protection in the aftermath of the Global Financial Crisis. Firstly, all the public offers of **unlisted structured products are now subject to regulation under the Securities and Futures Ordinance (SFO)**. Secondly, the regulatory regime governing the sale of investment products has been strengthened, with new measures including a post-sale “cooling-off” period for unlisted products.

HKEx undertook a number of initiatives in the year to improve investor protection, and streamlined rules and procedures to facilitate listings, securities offers and compliance. A total of **six consultation papers** on listing matters were published by HKEx in 2010, namely: (i) a proposed change in the minimum number of shareholders required for applicants listing under the Market Capitalisation / Revenue Test of the Main Board Listing Rules from 1,000 to 300 shareholders; (ii) proposals to relax the Listing Rules on notifiable and connected transactions in which property developers acquire government land through public auctions or tenders in their ordinary and usual course of business, and the Rules on the treatment of joint ventures; (iii) proposals to streamline property valuation requirements; (iv) proposed changes to the current market practice of ex-entitlement trading; (v) proposed changes to the Code on Corporate Governance Practices and certain Listing Rules relating to corporate governance; and (vi) proposed changes to the requirements for debt securities for professional investors only (currently referred to in the Rules as listing by selective marketing).

In addition, HKEx published a total of **five consultation conclusions** on listing matters during the year, namely: (i) new Listing Rules for mineral companies for both the Main Board and Growth Enterprise Market; (ii) proposed changes to connected transaction Rules; (iii) proposals to streamline requirements for issuers’ circulars and listing documents; (iv) proposed issue of paper application forms with electronic prospectuses; and (v) proposal to accept Mainland accounting and auditing standards and Mainland audit firms for Mainland incorporated companies listed in Hong Kong.

HKEx also undertook further enhancements in listing services in the year. It is developing a web-based **Structured Products Integrated Transaction System (SPRINTS)** that allows structured product issuers to submit term sheet data electronically to the Stock Exchange of Hong Kong (SEHK or the Exchange) in a standardised format known as Extensible Markup Language (XML). User acceptance testing of SPRINTS is in progress and HKEx would continue to work closely with issuers towards successful implementation of the new system in the second quarter of 2011.

In October, HKEx issued **interim guidance on pre-IPO investments** to provide the market with more clarity on the Exchange’s practice pending consideration of possible amendments to the Listing Rules. In November, HKEx and the SFC introduced **new measures to raise investors’ awareness of exchange-traded funds (ETFs)** that primarily adopt a synthetic replication strategy. The new measures, with support from the industry, were in line with the Exchange’s ongoing efforts to strengthen protection for investors.

The **post-vetting regime for issuer announcements**, which was launched in 2008 to replace the pre-vetting regime to raise the efficiency in information disclosure, entered Phase 2 in 2010 — the Exchange ceased to pre-vet announcements for major and connected transactions from 1 January 2010. The Exchange would continue monitoring the market situation before implementing the final phase of the post-vetting regime, which would cover transactions involving reverse takeovers, cash companies and sufficiency of operations or assets.

Major developments in the Mainland-Hong Kong financial relationship were observed in 2010 that support the further development of the Mainland dimension of the HKEx markets.

In January, the **Hong Kong Government and the Shanghai Municipal Government signed a memorandum of understanding (MOU)** on advancing the financial cooperation between Hong Kong and Shanghai. This MOU fosters a closer link between the Shanghai Stock Exchange (SHSE) and HKEx. Representatives from **HKEx and the SHSE** also met in the same month to discuss further cooperation under an agreement signed in January 2009 on promoting mutual prosperity and contributing to the greater development of China’s economy. A **joint announcement on cooperation** was made following the discussion.

In February, the Hong Kong Monetary Authority (HKMA) issued **a circular to elucidate the supervisory principles and operational arrangements regarding RMB business** in Hong Kong. This in effect expanded the room for the banking industry to develop RMB business in Hong Kong, thereby contributing to the pool of RMB funds available in Hong Kong. In July, the People's Bank of China (PBOC) and Bank of China (Hong Kong) Ltd (the RMB clearing bank in Hong Kong) signed a **revised RMB settlement agreement**. This agreement allows corporations, including financial institutions, to open RMB accounts in Hong Kong and is a key step towards the launch of RMB investment products in Hong Kong.

In December, the new Rules on the adoption of the proposal to **accept Mainland accounting and auditing standards and Mainland audit firms** for Mainland incorporated companies listed in Hong Kong became effective.

HKEx markets' international dimension also saw major progress. During the year, the **newly added acceptable overseas jurisdictions** for the listing of overseas companies on the Exchange were Brazil, Isle of Man, Italy, Japan and the United States of America-California. There were **two landmark foreign listings** on the SEHK in 2010. In January, United Company RUSAL Plc was listed as the first Russian company listing on the SEHK. In December, Vale S.A., a Brazilian mining company, was listed on the SEHK in the form of Hong Kong depository receipts (HDRs), the first HDR listing in Hong Kong.

Apart from a **MOU signed between HKEx and BM&FBOVESPA** (i.e. Brazil Stock Exchange) in November 2010 in relation to the dual listing of Vale S.A., HKEx's cooperation with other exchanges was also deepened. **MOUs were signed with three Asian exchanges** in 2010, namely Korea Exchange (KRX) in May, Vietnam's Hanoi Stock Exchange (HNX) in July and Taiwan's GreTai Securities Market (GTSM, a market for over-the-counter (OTC) securities trading in Taiwan) in October.

### **Trading, clearing and settlement**

In 2010, HKEx undertook a number of key initiatives to enhance its market infrastructure.

In January, HKEx successfully rolled out its technically revamped Third Generation Automatic Order Matching and Execution System which is also known as **AMS/3.5**. Order processing capacity of AMS/3.5 has been doubled to 3,000 orders per second, with the average latency reduced to 0.15 second.

In October, HKEx announced plans to further **upgrade its trading system and market data system to version 3.8** by the end of 2011. Order processing capacity of AMS/3.8 would then be raised ten-fold to 30,000 orders per second with the average latency reduced to around 9 milliseconds, 16 times faster than the present. Market data broadcast rate would also be increased.

In February 2010, HKEx accepted the offer of a land site in Tseung Kwan O Industrial Estate to build the **Next Generation Data Centre (NGDC)**. Planning and development works began immediately after taking possession of the land site in June. The NGDC would be equipped with modernised facilities and infrastructure to consolidate the primary data centres for all HKEx's markets and clearing houses systems, and the IT development and support staff. **Hosting services**, which serve to offer low-latency co-location with HKEx's markets, would also be available at the NGDC.

In November, HKEx announced a two-phase **extension of the trading hours** of its securities and derivatives markets. Starting on 7 March 2011, the continuous trading session of HKEx's securities market would be from 9:30 am to 12:00 noon and from 1:30 pm until 4:00 pm. Beginning on 5 March 2012, the continuous trading session of HKEx's securities market would be from 9:30 am to 12:00 noon and from 1:00 pm until 4:00 pm.

In respect of the clearing and settlement system, a number of initiatives were launched in the year to enhance market efficiency and risk management. The consultation conclusions on **T+2 Finality for money settlement in Central Clearing and Settlement System (CCASS)**, which aimed at reducing overnight counterparty risks faced by Hong Kong Securities Clearing Co Ltd (HKSCC) and its participants, were published in August. General market support was obtained and the T+2 Finality arrangement, with minor modifications of the proposal, was expected to be implemented in the third quarter of 2011.

In September, HKEx, the HKMA and Hong Kong Interbank Clearing Limited launched a **settlement service for RMB transactions**, which facilitates the distribution of dividends in RMB and prepares for the listing of RMB products on the SEHK. In the same month, the SFC, HKEx and the Federation of Share Registrars Limited jointly issued their consultation conclusions on the proposed **scripless model**. The scripless initiative obtained general market support. A consultation focusing on the framework for regulating the scripless environment would be conducted in the first half of 2011, and the first pilot run of the scripless regime would commence in late 2013.

Progress was made in the OTC clearing business of HKEx in 2010. In April, **HKSCC admitted OTC structured products**, including but not limited to equity linked investment (ELIs) and equity linked notes (ELNs), that are authorised by the SFC into CCASS in order to provide a lower-cost option to issuers of OTC structured products and to facilitate more efficient settlement of the underlying Hong Kong-listed securities upon expiry.

In December, HKEx announced the establishment of a **clearing house for derivatives traded in Hong Kong's OTC market** to support global regulatory initiatives and take advantage of business opportunities in OTC derivatives clearing. At the same time, the HKMA announced the establishment of a **local trade repository** as a centralised registry that maintains an electronic database of OTC derivatives transactions. The new OTC market facilities would be launched by the end of 2012.

Further improvements were made in HKEx's data services in the year. The **Free Prices Website Service**, which provides free real-time basic market prices from HKEx's securities market to the public through designated websites, was officially launched in January. Noting the overwhelming interest in the service from a review of the Pilot Programme introduced in October 2009 prior to the service's official launch, HKEx decided to re-package the Free Prices Website Service as the **Basic Market Prices Service (BMP Service)**, a standard market data service under the vendor licensing regime for all interested Information Vendors (IVs) beginning 1 April 2011. A similar BMP Service in relation to HKEx's Derivatives Market data would also be introduced at the same time for separate subscription. In December, HKEx introduced a **Single Licence regime for IVs** to simplify its dealings with the IVs distributing information from its securities and derivatives markets.

In May, HKEx signed the **Index Distribution Agreement with China Securities Index Co Ltd (CSIC)**, a joint venture between the SHSE and the Shenzhen Stock Exchange (SZSE) for the distribution of the CSIC Indexes via the HKEx market data platform. Since 5 July 2010, 3 CSIC Indexes, namely CSI 300 Index (CSI 300), CSI Hong Kong 100 Index (CSI HK100) and CSI Cross-Straits 500 Index (CSI Cross-Straits 500), have been disseminating through the HKEx platform.

Transaction costs and industry operating costs were also lowered in the year. In October, the **25% reduction in the SFC's levy** on securities and derivatives transactions took effect. In September, HKEx introduced **automated stamp duty reporting and payment service** to facilitate Exchange Participants (EPs)' operations. Under the new arrangement, EPs can submit their stamp duty reports to HKEx via its new web-based Electronic Communication Platform and the stamp duty due is debited from the EP's designated bank account automatically.

## Main Board – Equities

There were 1,244 listed companies on the Main Board by the end of 2010 (1,145 in 2009), with a total market capitalisation of HK\$20,942.2 billion, an 18% increase from HK\$17,769.3 billion of 2009. Among the listed companies on the Main Board, 526 (42%) were Mainland enterprises — 128 H-share companies, 97 red-chip companies and 301 non H-share Mainland private enterprises (NHMPs). They had a year-end market capitalisation of HK\$5,210.3 billion, HK\$4,380.7 billion and HK\$2,274.9 billion respectively, and constituting a total of 57% of the Main Board market capitalisation. During the year, 106 companies were newly listed on the Main Board. Excluding 12 companies transferred from GEM and seven companies listed by way of introduction, the 87 newly listed companies with share offerings (including 12 H-share companies) raised a total of HK\$444.3 billion of new capital. Among the new listings was the H shares of Agricultural Bank of China (ABC). ABC's H shares IPO in Hong Kong, together with its A shares offering in Shanghai, raised US\$22.1 billion (HK\$172 billion) and was the largest IPO in world history. In October, AIA Group Ltd was listed on the SEHK. Its IPO in Hong Kong, raising HK\$159.1 billion, was the largest IPO in Hong Kong's market history and the third largest in the world.

At the end of 2010, the HSI recorded a year-on-year rise of 5% to close at 23,035 points. The S&P/HKEx LargeCap Index closed at 27,392 points (a year-on-year rise of 7%). Among the four sectors of the HSI, the sectors of utilities, properties and commerce & industry rose by 11%, 7% and 13% respectively from their previous year-end levels while the finance sector dropped slightly by 1%.

The total turnover of Main Board equities was HK\$12,277.7 billion in 2010, up 6% from total equity turnover in 2009. Equity turnover constituted 72% of the total turnover of all securities on the Main Board, down from 75% in 2009.

### **Main Board – Equity warrants**

There were 12 equity warrants newly issued in 2010 with a premium of HK\$26.03 million while 11 equity warrants were issued in 2009 without premium. At the end of 2010, the Main Board had 22 listed equity warrants with annual turnover value increasing by 242% from the previous year to HK\$1,790.05 million.

### **Main Board – Debt securities**

The year-end number of listed debt securities in 2010 was 169, compared to 157 in 2009. The total turnover of debt securities in 2010 was HK\$1.58 billion, a year-on-year decrease of 60%. A total of 38 debt securities were newly listed during the year (23 in 2009), raising new funds of HK\$140.3 billion, 196% more than that in 2009.

In 2010, HKEx saw the first listings of RMB-denominated bonds on its market. The first listing was the Asian Development Bank's (ADB) RMB1.2 billion 10-year bonds in October. This was followed by the RMB1.4 billion 3-year bonds of Galaxy Entertainment Group Ltd in December. Both bonds were offered as selectively marketed securities to professional investors only, tradable in RMB on HKEx's market and settled through the Central Moneymarkets Unit (CMU) of the HKMA. No trading of these bonds on HKEx was recorded in 2010.

### **Main Board – Unit trusts and mutual funds (including ETFs and REITs)**

At the end of 2010, there were 79 listed unit trusts/mutual funds, compared with 52 at the end of 2009. Among them, there were 69 ETFs and eight real estate investment trusts (REITs). There were 27 newly listed unit trusts/mutual funds in 2010, comprising 26 ETFs and one REIT. The annual turnover value of this segment increased by 19% to HK\$649.1 billion, of which HK\$604.5 billion (93%) and HK\$43.9 billion (7%) were contributed by ETFs and REITs respectively. The total turnover in this segment constituted 4% of the total turnover of all securities in the Main Board (similar to its contribution in 2009). In 2010, the ETF segment had an average daily turnover of HK\$2.4 billion, 4% of the Main Board's average daily turnover.

In 2010, three new ETF managers from the Mainland – China International Capital Corporation Hong Kong Asset Management Ltd, Da Cheng International Asset Management Company Ltd and Ping An of China Asset Management (Hong Kong) Company Ltd – started to list their ETFs on the Exchange. The number of ETF managers has increased to 13.

### **Main Board – Structured products (Derivative Warrants and Callable Bull/Bear Contracts (CBBC))**

In 2010, 7,826 derivative warrants were newly listed (4,230 in 2009), with a total notional amount of HK\$328.1 billion (up 25% from HK\$263.3 billion in 2009). The year-end number of listed derivative warrants was 5,148. The total turnover value of derivative warrants for the year was HK\$2,692.4 billion (up 63% from 2009), accounting for 16% of the total turnover of all securities on the Main Board (up from 11% in 2009).

The number of newly listed CBBCs in 2010 was 6,541 (8,072 in 2009), with a total notional amount of HK\$360.1 billion (down 31% from HK\$519.3 billion in 2009). The year-end number of listed CBBCs was 1,064. In 2010, the total turnover value of CBBCs decreased year-on-year by 13% to HK\$1,455.4 billion, which was 9% of the total turnover of all securities on the Main Board compared with 11% in 2009.

In aggregate, derivative warrants and CBBCs contributed 24% of total turnover value on the Main Board in 2010, compared with 22% in 2009.

### Growth Enterprise Market (GEM)

At the end of 2010, there were 169 listed companies on GEM (174 in 2009) with a total market capitalisation of HK\$134.7 billion, an increase of 28% from HK\$105.0 billion as at the previous year-end. Among these companies, 66 (39%) were Mainland enterprises — 35 H-share companies, 5 red-chip companies and 26 NHMPes. They had a year-end market capitalisation of HK\$20.1 billion, HK\$5.3 billion and HK\$44.4 billion respectively, constituting in total 52% of the GEM market capitalisation. There were 7 newly listed companies in 2010, raising capital of HK\$0.6 billion. The total turnover value on GEM in 2010 was HK\$133.7 billion, up 76% from the previous year.

The number of companies transferred from GEM to the Main Board during 2010 was 12, compared to 4 in 2009.

### Trading-only market

At the end of 2010, two ETFs and seven Nasdaq stocks were quoted on the trading-only market, unchanged since 2001. Turnover was HK\$2.02 million in 2010 compared to HK\$2.07 million in 2009.

## DERIVATIVES MARKET

### Market and product development

Several new initiatives were launched on the HKEx derivatives market during the year. **Flexible index options** were launched in February on the HSI and the H-shares Index to capture OTC business. Financial institutions can customise the contract terms of these options, i.e. strike prices and expiration dates, and execute these trades through the Block Trading Facility on HKEx's derivatives market.

In May 2010, HKEx improved its **Block Trade Facility** by relaxing the pre-defined permissible price range for block trades to give market participants greater flexibility in executing block trades. In October 2010, it **upgraded the capacity of its derivative trading system, HKATS**, from the original 8,100 order book changes per second (OBC/S) to 21,000 OBC/S.

Rule amendments were made in mid 2010 to enable listing of new **stock option classes with contract sizes of more than one underlying board lot**, thereby enhancing trading efficiency and lower trading costs for market participants. A total of 6 **new stock option classes** were introduced for trading in 2010, namely options on Agricultural Bank of China Limited and two ETFs (iShares FTSE A50 China Index ETF and W.I.S.E. - CSI 300 China Tracker) in July, AIA Group Limited in October, and Yanzhou Coal Mining Company Limited and China Pacific Insurance (Group) Co., Ltd in December. Except for Yanzhou, the other 5 new stock option classes had contract sizes of multiple underlying board lots. In addition, the new option classes on the two ETFs were also the first of HKEx options on A shares-related ETFs.

In June, the coverage of the **narrowest set of strike intervals was expanded to cover all stock option classes**. In addition, all stock option classes would have the third quarter expiry month available for trading. These changes would broaden the choices for the participants in HKEx's stock options market.

In November, HKEx commenced trading of **HSI Dividend Point Index Futures and HSCEI Dividend Point Index Futures** to provide market participants with hedging tools in relation to dividend risk and further complement its existing suite of Hang Seng Index products.



## Trading activities

The total trading volume of HKEx derivatives market in 2010 reached an all-time high of 116.05 million, up 18% from 2009. This is mainly attributable to an active options market. Almost all types of options (except the newly introduced flexible index options) achieved record trading volume during the year. Mini H-shares Index futures in the futures market also reached record level of trading volume in the year.

HSI futures remained the largest volume contributor in the futures market in 2010 with a contribution of 49%. This product had a total trading volume of 21.03 million contracts during the year (up 1% from 2009) and a year-end open interest of 88,816 contracts. The second largest volume contributor was the H-shares Index futures with a 29% contribution. The product traded 12.43 million contracts in 2010 (up 0.3% from 2009) and had a year-end open interest of 94,734 contracts. Mini H-shares Index futures, the only futures product with new record trading volume in 2010, traded 992,224 contracts (up 24% from 2009). On the other hand, the trading volume of Mini-HSI futures and stock futures in 2010 decreased year-on-year by 11% and 12% to 8.30 million contracts and 0.24 million contracts respectively. The newly introduced HSI Dividend Point Index Futures and HSCEI Dividend Point Index Futures recorded in aggregate a trading volume of 6,790 contracts in the last two months of 2010 since their launch (0.02% of all futures volume). At the end of 2010, there were 38 stock futures classes, same as the year-end number of 2009.

Total options trading volume in 2010 increased year-on-year by 33% to reach an all-time high of 73.04 million contracts. Stock options had an annual trading volume increase of 29% to 61.13 million contracts in 2010, contributing 84% of the total options volume and 53% of total futures and options volume. The year-end stock options open interest was 5.38 million contracts, an increase of 40% from the previous year. The number of stock options classes at the end of 2010 was 57, compared to 51 at the end of 2009. The total premium of stock options trading for 2010 was HK\$55.6 billion, a decrease of 25% from 2009.

In 2010, the trading in HSI options, Mini-HSI options and H-shares Index options also recorded significant growth. The trading volume of these three types of options for 2010 increased by 59%, 68% and 48% from the previous year to 8.52 million contracts, 0.48 million contracts and 2.91 million contracts respectively. Flexible index options on the HSI and the H-shares Index launched in February recorded in aggregate a trading volume of 13,754 contracts in the year (0.02% of all options volume).

The trading of non-equity derivative products (comprising gold futures, HIBOR futures and Exchange Fund Note futures) remained low in 2010, contributing in aggregate less than 0.01% of total futures and options volume.

## Major Events of the Hong Kong Securities and Derivatives Markets 2010

Month	Event
January	On 1 January, the post-vetting regime for issuer announcements (launched in 2008 to replace the pre-vetting regime to raise the efficiency in information disclosure) entered Phase 2. The Stock Exchange of Hong Kong (SEHK) ceased to pre-vet announcements for major and connected transactions.
	On 16 January, Mr. Charles Li Xiao Jia assumed office as the chief executive of HKEx.
	On 18 January, HKEx upgraded the Third Generation Automatic Order Matching and Execution System (AMS/3) to AMS/3.5. The upgraded system doubled order processing capacity to 3,000 orders per second and halved the system response time to 0.15 second.
	On 27 January, United Company RUSAL Plc, an aluminium producer from Russia, was listed on the SEHK as the first Russian company listed in Hong Kong.
February	On 8 February, HKEx launched Flexible Index Options (FIOs), a new type of options contract with customised contract terms, on the Hang Seng Index (HSI) and the Hang Seng China Enterprises Index (H-shares Index).
	On 11 February, the Hong Kong Monetary Authority (HKMA) issued a circular to all authorised institutions (AIs) in Hong Kong to elucidate the supervisory principles and operational arrangements regarding renminbi (RMB) business in Hong Kong. The clarification in effect expanded the room for developing RMB banking businesses in Hong Kong.
	On 22 February, HKEx announced the development of a next-generation data centre with a plan to relocate the primary data centre for its securities market to the new data centre in the fourth quarter of 2012. HKEx further announced on 22 November that hosting services would be provided at the new data centre.
March	On 2 March, the Securities and Futures Commission (SFC) published consultation conclusions to implement a new short-position reporting regime to enhance the transparency of short-selling activities in Hong Kong.
	After 5 March, all Trading Rights conferred on the then shareholders of the Stock Exchange and the Futures Exchange became non-transferable pursuant to the Scheme Document of the merger of the two Exchanges and their clearing houses.
April	On 7 April, the Hong Kong Government and the Guangdong Government signed the Framework Agreement on Hong Kong/Guangdong Cooperation, which was endorsed by the State Council. The specific policies outlined in the agreement included enhancing Hong Kong's position as an international financial centre.
	On 22 April, the SFC published consultation conclusions to bring the regulation of public offers of all unlisted structured products (regardless of their legal form) under the Securities and Futures Ordinance (SFO). The purpose was to rationalise the regulatory requirements for public offers of structured products.
	On 26 April, Hong Kong Securities Clearing Co Ltd (HKSCC) admitted over-the-counter (OTC) structured products authorised by the SFC into the Central Clearing and Settlement System (CCASS) of HKEx's securities market, thereby broadening asset classes in its eligible securities.

Month	Event
May	On 20 May, HKEx published consultation conclusions to adopt certain changes to the Listing Rules to streamline the requirements for circulars and listing documents and certain connected transactions.
	On 24 May, HKEx extended the acceptable prices at which block trades can be executed in its derivatives market, based on certain new criteria, to give market participants more flexibility in executing block trades.
	On 24 May, HKEx Information Services Ltd (HKEx-IS) and China Securities Index Co Ltd (CSIC) signed an agreement for the distribution of CSIC Indexes via the HKEx-IS market data platform, starting from 5 July 2010.
	On 27 May, the Mainland Government and the Hong Kong Government signed Supplement VII to the Mainland and Hong Kong Closer Economic Partnership Arrangement (CEPA 7). The Mainland market would be further opened to 14 service industries, including banking and securities. The launch of ETFs on Hong Kong stocks on the Mainland market would be studied.
	On 28 May, the SFC published consultation conclusions to adopt new measures to strengthen the regulatory regime governing the sale of investment products. The proposed measures included a post-sale “cooling-off” period or “unwinding” right for certain unlisted products.
June	On 1 June, HKEx expanded the coverage of Strike Interval Group B, the narrowest set of strike intervals, to all stock option classes and made available the third quarter expiry month for all stock option classes.
	On 3 June, new Listing Rules for mineral companies came into effect to ensure the provision of material, relevant and reliable information about these companies to investors, and to align with global standards.
	On 25 June, the SFC published consultation conclusions to extend immediately the Codes on Takeovers and Mergers and Share Repurchases to real estate investment trusts (REITs). The market misconduct and disclosure of interests provisions in the SFO would also be applied to listed collective investment schemes (CISs).
	On 25 June, the SFC published consultation conclusions to relax, with immediate effect, the pre-vetting requirements and to adopt post-vetting requirements for certain routine takeovers-related announcements.
July	On 7 July, Hang Seng Indexes Co Ltd (HSI Co Ltd) launched the Hang Seng Corporate Sustainability Index Series, the first index series of its kind to focus exclusively on Hong Kong and Mainland China.
	On 12 July, HKEx launched options on the iShares FTSE A50 China Index ETF and the W.I.S.E. – CSI 300 China Tracker. These were the first HKEx options on A shares-related ETFs.
	On 12 July, HSI Co Ltd launched the Hang Seng Dividend Point Index Series to track cash dividends from constituent stocks of the HSI and the H-shares Index. HSI Co Ltd also started real-time dissemination of its benchmark indexes, including the Hang Seng Composition Index, which were previously disseminated on a daily basis.
	On 16 July, Agricultural Bank of China (ABC) was listed on the SEHK. Its initial public offering (IPO) totalling US\$22.1 billion with H shares in Hong Kong and A shares in Shanghai was the world’s largest IPO. On the same day, options on ABC were introduced for trading in the stock options market.

Month	Event
	On 19 July, the People's Bank of China (PBOC) and the HKMA signed a supplementary Memorandum of Co-operation on the expansion of the RMB trade settlement scheme. On the same day, the PBOC and Bank of China (Hong Kong) Ltd (the RMB clearing bank in Hong Kong) signed a revised settlement agreement which allows any corporation, including financial institutions, in Hong Kong to open RMB bank accounts. These agreements are major steps towards the launch of RMB investment products in Hong Kong.
August	On 13 August, HKEx published consultation conclusions on introducing a T+2 Finality arrangement for securities market money settlement in CCASS to reduce overnight counterparty risks faced by HKSCC and its participants. The new arrangement would be implemented in the third quarter of 2011.
September	On 20 September, HKEx introduced automated stamp duty reporting and payment service to facilitate operations of Exchange Participants.  On 21 September, the SFC, HKEx and the Federation of Share Registrars Ltd (FSR) jointly published consultation conclusions to introduce a scripless securities market in Hong Kong. The first phase of the scripless regime would be implemented in late 2013.
October	On 1 October, a 25% reduction in the SFC's levy payable in respect of trading in securities, futures and options contracts took effect.  On 8 October, HKEx published an information paper about the upgrades of its trading system and market data system to version 3.8 by the end of 2011. Enhancements would include significant increases in the speed and processing capacity of the trading system and the market data dissemination throughput.  On 13 October, the Listing Committee of the SEHK published interim guidance on the timing of pre-IPO investments in companies to be listed on the SEHK to ensure the fairness of pre-IPO investments relative to IPO investments.  On 18 October, HKEx implemented phase 1 of the capacity and technology upgrade of the Hong Kong Futures Automatic Trading System (HKATS) and the Derivatives Clearing and Settlement System (DCASS). The capacity of HKATS increased from 8,100 order book changes per second (OBC/S) to 21,000 OBC/S.  On 22 October, Asian Development Bank's (ADB) RMB1.2 billion 10-year bond was listed as a selectively marketed security on the SEHK. It was the first RMB-denominated bond listed and traded in RMB on the SEHK.  On 29 October, the SFC published consultation conclusions to establish a regulatory regime for credit rating agencies (CRAs) in Hong Kong. CRAs would have to obtain licences for this new type of regulated activity under the SFO. The new regime would be implemented in the first quarter of 2011.  On 29 October, AIA Group Ltd was listed on the SEHK. Its IPO, raising HK\$159.1 billion, was the largest in Hong Kong's market history and the third largest in the world. On the same day, options on AIA were introduced for trading in the stock options market.

Month	Event
November	<p>On 1 November, HKEx launched futures on the HSI Dividend Point Index and the HSCEI Dividend Point Index.</p> <p>On 18 November, the SFC and HKEx introduced new measures to raise investors' awareness of synthetic ETFs (i.e. ETFs using derivatives to track index performance instead of investing directly in the index's underlying securities), including adding a marker and an annotation to the name of a synthetic ETF.</p> <p>On 23 November, HKEx published consultation conclusions to extend the trading hours of its securities and derivatives markets in two phases. Starting on 7 March 2011, the trading hours of HKEx's securities market will be extended by one hour with the lunch break being shortened to 1.5 hours. Beginning on 5 March 2012, the trading hours of HKEx's securities markets will be further extended by shortening the lunch break to 1 hour. Corresponding changes will also be made to the trading hours of the derivatives markets.</p> <p>On 26 November, the SFC and HKEx jointly published consultation conclusions to allow distribution of paper application forms without accompanying paper listing documents in initial public offerings for the sake of reducing paper consumption.</p> <p>On 29 November, HKEx started publishing exchange rate information for Hong Kong dollars against RMB and US dollars on its website for the calculation of transaction fees and stamp duty in Hong Kong dollars.</p>
December	<p>On 8 December, the Hong Kong depository receipts (HDRs) of Vale S.A., a Brazilian mining company, was listed on the SEHK as the first HDR listed in Hong Kong.</p> <p>On 10 December, the HKMA and HKEx respectively announced the development of a local trade repository and a clearing house for OTC derivatives traded in Hong Kong, to be launched by the end of 2012. A regulatory regime would also be developed for the local OTC derivatives market.</p> <p>On 13 December, the Financial Services and Treasury Bureau (FSTB) announced the development of an Investor Education Council (IEC) and a Financial Dispute Resolution Centre (FDRC) to enhance education and protection for investors.</p> <p>On 15 December, HKEx amended the Listing Rules, effective 1 January 2011, to remove the requirements for issuers to file printed documents, including financial reports and takeover documents. The purpose was to streamline the document requirements and to reduce paper consumption.</p> <p>On 15 December, amendments to the Listing Rules came into effect for HKEx to adopt a framework for accepting Mainland accounting and auditing standards and Mainland audit firms for Mainland-incorporated companies listed in Hong Kong. The framework also provides reciprocally for the use of Hong Kong financial reporting standards and Hong Kong audit firms by Hong Kong companies listed in the Mainland.</p>

## Stock market highlights – Main Board

	Year		
	2008	2009	2010
<b>Listed securities (as at year end)</b>			
No. of listed companies	1,087	1,145	1,244
Domestic <sup>(1)</sup>	1,077	1,134	1,227
Foreign <sup>(2)</sup>	10	11	17
No. of listed securities	5,654	6,441	7,730
No. of new listed companies <sup>(3)</sup>	47	68	106
New listing companies	29	64	94
Transfers of listing from GEM	18	4	12
Total issued capital (HK\$mil)	972,135.97	1,034,447.41	1,230,965.50
Total market capitalisation (HK\$mil)	10,253,588.75	17,769,271.41	20,942,284.39
Equity funds raised (HK\$mil)	418,187.62	637,733.82	845,486.12
<b>Trading</b>			
No. of trading days	245	249	249
Total turnover value (HK\$mil) <sup>(4)</sup>			
Annual	17,600,713.87	15,439,486.88	17,076,412.14
Average daily	71,839.65	62,005.97	68,579.97
Total turnover volume (mil shs)			
Annual	26,942,745.92	24,497,626.62	34,544,258.75
Average daily	109,970.39	98,384.04	138,731.96
Total number of trades (deals)			
Annual	139,999,774	175,535,322	190,573,054
Average daily	571,428	704,961	765,354
<b>Stock price indices</b>			
S&P/HKEx LargeCap Index (28 February 2003 = 10000)			
High	33684.66	26565.29	29488.04
Low	13569.03	14169.78	22345.53
Year-end	17891.16	25564.96	27392.78
Hang Seng Index (31 July 1964 = 100)			
High	27615.85	22943.98	24964.37
Low	11015.84	11344.58	18985.50
Year-end	14387.48	21872.50	23035.45
<b>Market ratios <sup>(5)</sup></b>			
Average dividend yield (%)	5.38	2.33	2.31
Average P/E ratio (times)	7.26	18.13	16.67
Average book value ratio (times)	1.17	1.91	1.99
Annual turnover velocity (%)	123.19	65.08	58.63
<b>Number of Exchange participants</b>	<b>487</b>	<b>495</b>	<b>516</b>

## Notes:

- (1) All PRC incorporated enterprises with H shares listed on the Exchange are included.
- (2) A listed company would be counted as a foreign company if it is incorporated overseas and has a majority of its business outside Hong Kong and PRC, and as a domestic company if otherwise.
- (3) Figures include the number of transfers of listing from GEM to Main Board.
- (4) Turnover values have been adjusted for late reported and rejected sales.
- (5) Calculations are based on year-end figures of all listed stocks.

## Stock market highlights – Growth Enterprise Market (GEM)

	Year		
	2008	2009	2010
<b>Listed securities (as at year end)</b>			
No. of listed companies	174	174	169
No. of listed securities	177	175	170
No. of new listed companies	2	5	7
Total issued capital (HK\$mil)	8,423.19	9,071.91	9,148.21
Total market capitalisation (HK\$mil)	45,164.18	105,036.43	134,674.08
Equity funds raised (HK\$mil)	9,060.05	4,384.13	13,235.00
<b>Trading</b>			
No. of trading days	245	249	249
Total turnover value (HK\$mil) <sup>(1)</sup>			
Annual	52,086.99	75,761.81	133,665.60
Average daily	212.60	304.26	536.81
Total turnover volume (mil shs)			
Annual	161,545.11	296,240.90	446,921.79
Average daily	659.37	1,189.72	1,794.87
Total number of trades (deals)			
Annual	1,395,036	2,106,196	3,367,683
Average daily	5,694	8,459	13,525
<b>Stock price indices</b>			
S&P/HKEx GEM Index (28 February 2003 = 1000)			
High	1347.51	731.28	897.33
Low	343.17	349.51	686.11
Year-end	385.47	677.01	810.52
<b>Market ratios<sup>(2)</sup></b>			
Average dividend yield (%)	2.76	0.77	0.95
Average P/E ratio (times)	8.01	38.98	31.10
Average book value ratio (times)	0.81	1.99	2.52
Annual turnover velocity (%)	115.32	72.13	99.23

## Notes:

- (1) Turnover values have been adjusted for late reported and rejected sales.  
(2) Calculations are based on year-end figures of GEM stocks.

## Stock market highlights – Main Board and GEM

	Year											
	1999	2000	2001	2002	2003	2004	2005	2006	2007	2008	2009	2010
<b>Listed securities (as at year end)</b>												
No. of listed companies	708	790	867	978	1,037	1,096	1,135	1,173	1,241	1,261	1,319	1,413
Domestic <sup>(1)</sup>	695	779	857	968	1,027	1,086	1,126	1,165	1,232	1,251	1,308	1,396
Foreign <sup>(2)</sup>	13	11	10	10	10	10	9	8	9	10	11	17
No. of listed securities	1,212	1,349	1,189	1,586	1,785	2,176	2,649	3,383	6,092	5,831	6,616	7,900
No. of new listed companies <sup>(3)</sup>	38	90	88	117	73	70	67	62	84	49	73	113
New listing Companies	38	90	88	115	67	68	65	60	80	31	69	101
Transfer of listing from GEM	0	0	0	2	6	2	2	2	4	18	4	12
Total issued capital (HK\$bil)	225.87	288.92	328.63	387.34	409.08	441.06	712.75	901.10	963.89	980.56	1,043.52	1,240.11
Total market capitalisation (HK\$bil)	4,734.76	4,862.44	3,946.31	3,611.32	5,547.85	6,695.89	8,179.94	13,337.71	20,697.54	10,298.75	17,874.31	21,076.96
Equity funds raised (HK\$bil)	149.70	467.34	64.43	110.51	213.76	281.80	301.71	524.54	590.85	427.25	642.12	858.72
Initial public offers	17.14	132.12	25.71	51.98	59.14	97.16	165.65	333.85	292.44	65.98	248.23	449.48
Secondary market	132.56	335.22	38.71	58.53	154.62	184.64	136.06	190.69	298.41	361.27	393.89	409.24
<b>Trading</b>												
No. of trading days	247	247	243	247	248	249	247	247	246	245	249	249
Total turnover value (HK\$bil) <sup>(4)</sup>												
Annual	1,919.55	3,131.85	1,989.50	1,643.05	2,583.83	3,974.11	4,520.43	8,376.31	21,665.53	17,652.80	15,515.25	17,210.08
Average daily	7.77	12.68	8.19	6.65	10.42	15.96	18.30	33.91	88.07	72.05	62.31	69.12
Total turnover volume (bil shs)												
Annual	1,393.78	2,354.69	1,532.37	1,611.93	2,410.38	4,023.55	5,779.81	9,481.27	23,163.37	27,104.29	24,793.87	34,991.18
Average daily	5.64	9.53	6.31	6.53	9.72	16.16	23.40	38.39	94.16	110.63	99.57	140.53
Total number of trades (deals)												
Annual	23,063,257	36,871,325	24,123,635	20,536,648	28,803,397	37,243,835	36,956,081	64,077,041	151,585,525	141,394,810	177,641,518	193,940,737
Average daily	93,374	149,277	99,274	83,144	116,143	149,574	149,620	259,421	616,201	577,122	713,420	778,878
Trading by products (HK\$bil)												
Equities	1,776.78	2,944.41	1,860.43	1,515.26	2,304.81	3,422.93	3,609.92	6,466.94	16,670.57	12,683.92	11,639.95	12,411.31
Equity warrants	10.38	8.05	3.22	1.75	1.16	2.92	2.28	2.71	5.13	1.13	0.52	1.81
Derivative warrants	119.79	159.36	105.00	112.78	264.01	524.48	856.61	1,790.06	4,693.86	3,433.74	1,654.89	2,692.46
CBBC	-	-	-	-	-	-	-	11.34	71.38	1,039.56	1,676.06	1,455.40
ELI	-	-	-	0.33	0.48	0.24	0.00	0	0	0	0	0
Debt securities	0.14	0.06	0.04	0.03	0.02	0.04	0.01	0.01	0.01	0.01	0.00	0.00
Unit trusts and mutual funds	12.45	19.97	20.71	12.83	13.31	23.48	51.60	105.26	224.58	494.45	543.81	649.09
ETFs	12.45	19.97	20.71	12.83	13.31	23.48	20.70	57.82	160.57	441.10	499.69	604.46
REITs	-	-	-	-	-	-	30.91	47.44	51.50	51.49	43.08	43.89
Others	0.00	0.00	0.00	0.00	0.00	0.00	0.00	0.00	12.52	1.85	1.05	0.74
iShares (trading only)	-	-	0.10	0.08	0.03	0.02	0.01	0	0	0	0	0
<b>Market ratios<sup>(5)</sup></b>												
Average dividend yield (%)	2.20	1.99	2.89	3.36	2.92	2.83	2.87	2.19	2.20	5.37	2.32	2.30
Average P/E ratio (times)	26.77	12.95	12.30	14.98	19.08	18.80	15.61	17.39	22.56	7.27	18.19	16.72
Average book value ratio (times)	2.16	1.81	1.35	1.11	1.68	1.89	1.93	2.52	2.81	1.17	1.91	2.00
Annual turnover velocity (%)	37.53	60.55	47.14	41.96	41.54	51.12	44.13	48.49	80.54	123.16	65.12	58.89

## Notes:

- (1) All PRC incorporated enterprises with H shares listed on the Exchange are included.
- (2) A listed company would be counted as a foreign company if it is incorporated overseas and has a majority of its business outside Hong Kong and PRC, and as a domestic company if otherwise.
- (3) Figures include the number of transfers of listing from GEM to Main Board.
- (4) Turnover values have been adjusted for late reported and rejected sales.
- (5) Calculations are based on year-end figures of all listed stocks.



## Market Highlights – Derivatives market highlights

	Year		
	2008	2009	2010
<b>All futures and options products (excluding stock options)</b>			
No. of trading days	243	247.5	248
Contract volume	<b>50,313,871</b>	<b>51,098,362</b>	<b>54,928,730</b>
Equity index products	50,029,072	50,817,046	54,682,760
Equity products	257,015	271,766	239,259
Interest rates products	24,709	2,777	1,069
Gold Futures *	3,075	6,773	5,642
Average daily	207,053	206,458	221,487
Open interest at the year end	<b>321,768</b>	<b>455,898</b>	<b>505,187</b>
Equity index products	309,661	451,269	493,321
Equity products	9,449	4,407	11,514
Interest rates products	2,526	103	267
Gold Futures *	132	119	85
<b>Stock options</b>			
No. of stock options classes at the year end	49	51	57
No. of stock options series at the year end	8,340	6,806	11,510
No. of newly introduced stock options classes	3	6	6
No. of trading days	243	247.5	248
Contract volume			
Annual total	54,692,865	47,439,896	61,125,647
Average daily	225,074	191,676	246,474
Premium (HK\$ Mil.)			
Annual total	127,850	74,639	55,584
Average daily	526	302	224
Number of trades			
Annual total	1,579,169	1,612,285	2,169,322
Average daily	6,499	6,514	8,747
Open interest at the year end	3,984,346	3,848,117	5,381,215
Contracts exercised	8,012,542	6,413,688	5,940,535
Average premium per contract (HK\$)	2,338	1,573	909
Average contract per trade (contracts)	35	29	28
No. of market makers	22	26	30
Put volume/call volume	1.08	1.21	1.25
Average daily contract volume/open interest	5.6%	5.0%	4.6%
<b>All futures and options products</b>			
Contract volume	105,006,736	98,538,258	116,054,377
Open interest at the year end	4,306,114	4,304,015	5,886,402

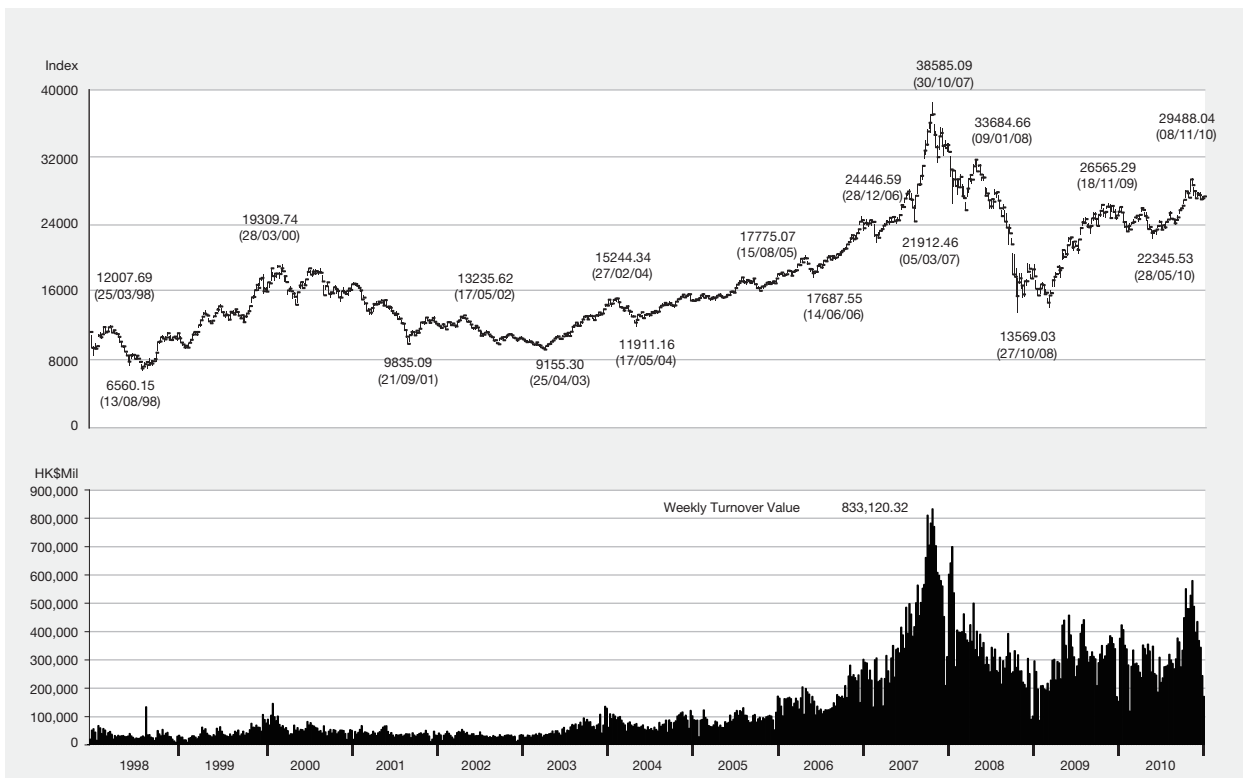
\* Trading on Gold Futures commenced on 20 October 2008

## Market Highlights – Clearing and Settlement

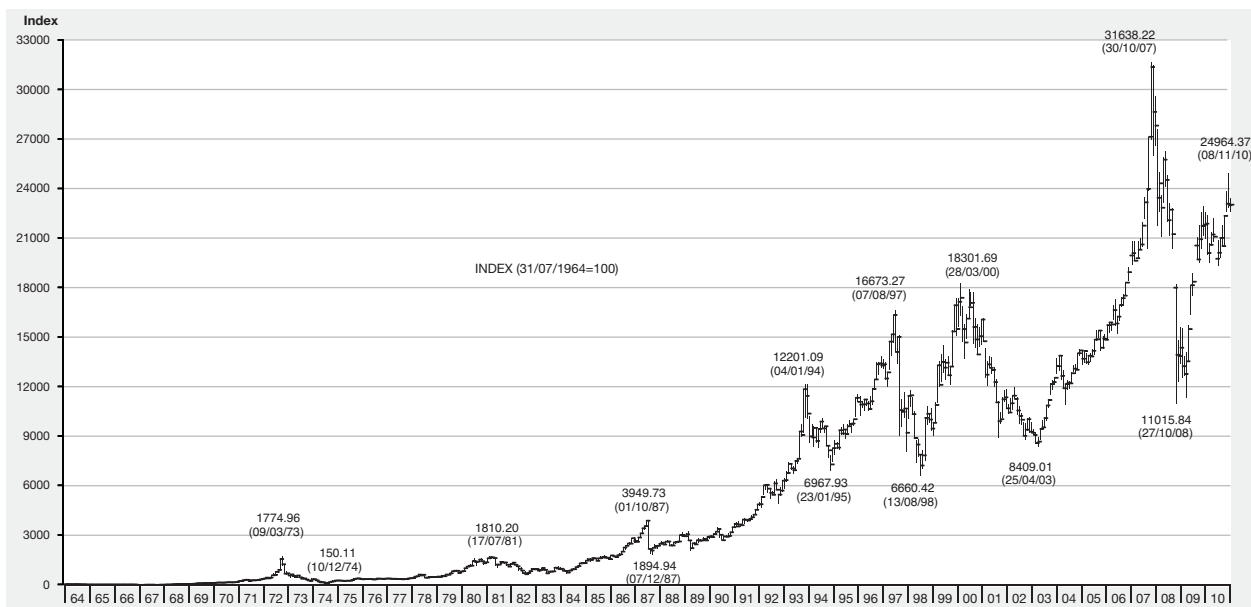
	Year		
	2008	2009	2010
<b>CCASS Statistics</b>			
Average Daily Exchange Trades Handled by CCASS			
– Number of trades	577,110	713,412	778,854
– Value of trades (HK\$bil.)	72.1	62.3	69.1
– Share quantity Involved (bil. shs)	110.6	99.6	140.5
Average Daily Settlement Instructions (“SIs”) Settled by CCASS			
– Number of SIs	63,433	69,658	80,149
– Value of SIs (HK\$bil.)	193.1	164.0	187.9
– Share quantity involved (bil. shs)	50.0	40.6	47.2
Average Daily Investor SIs (“ISIs”) Settled by CCASS			
– Number of ISIs	566	560	574
– Value of ISIs (HK\$mil.)	220.2	291.8	271.4
– Share quantity involved (mil. shs)	181.6	111.7	117.3
Average Daily Settlement Efficiency of CNS Stock Positions on Due Day (T+2) (%)			
	99.81	99.85	99.88
Average Daily Settlement Efficiency of CNS Stock Positions on the Day following the Due Day (T+3) (%)			
	99.98	99.99	99.99
Average Daily Buy-ins Executed on T+3			
– Number of brokers involved	8	8	8
– Number of buy-ins	11	9	9
– Value of buy-ins (HK\$mil)	8.4	3.4	3.1
Shares Deposited in the CCASS Depository			
– Number of shares (bil. shs)	3,408.3	3,286.6	3,834.1
– Percentage of total issued shares of the admitted securities	72.57	70.93	71.80
– Value of shares (HK\$bil)	5,040.5	9,245.1	11,294.5
– Percentage of the total market capitalisation of the admitted securities	44.62	49.19	49.57
<b>DCASS Statistics</b>			
	<b>2008</b>	<b>2009</b>	<b>2010</b>
Open Interest as at the year end (contracts)			
– Equity Index Futures	172,444	147,968	195,184
– Stock Futures	9,449	4,407	11,514
– Gold Futures	132	119	85
– Interest Rates Futures	2,526	103	267
– Equity Index Options	137,217	303,301	298,137
– Stock Options	3,984,346	3,848,117	5,381,215
Cumulative Stock Options Exercised			
– Share quantity involved (mil. shs)	7,231	5,171	5,121
– Value of shares (HK\$bil.)	215	105	102

Note: Stock transactions in foreign currencies are excluded from the CCASS Statistics.

## S&P/HKEx LargeCap Index, weekly movement (1998 – 2010)



## Hang Seng Index, monthly movement (1964 – 2010)

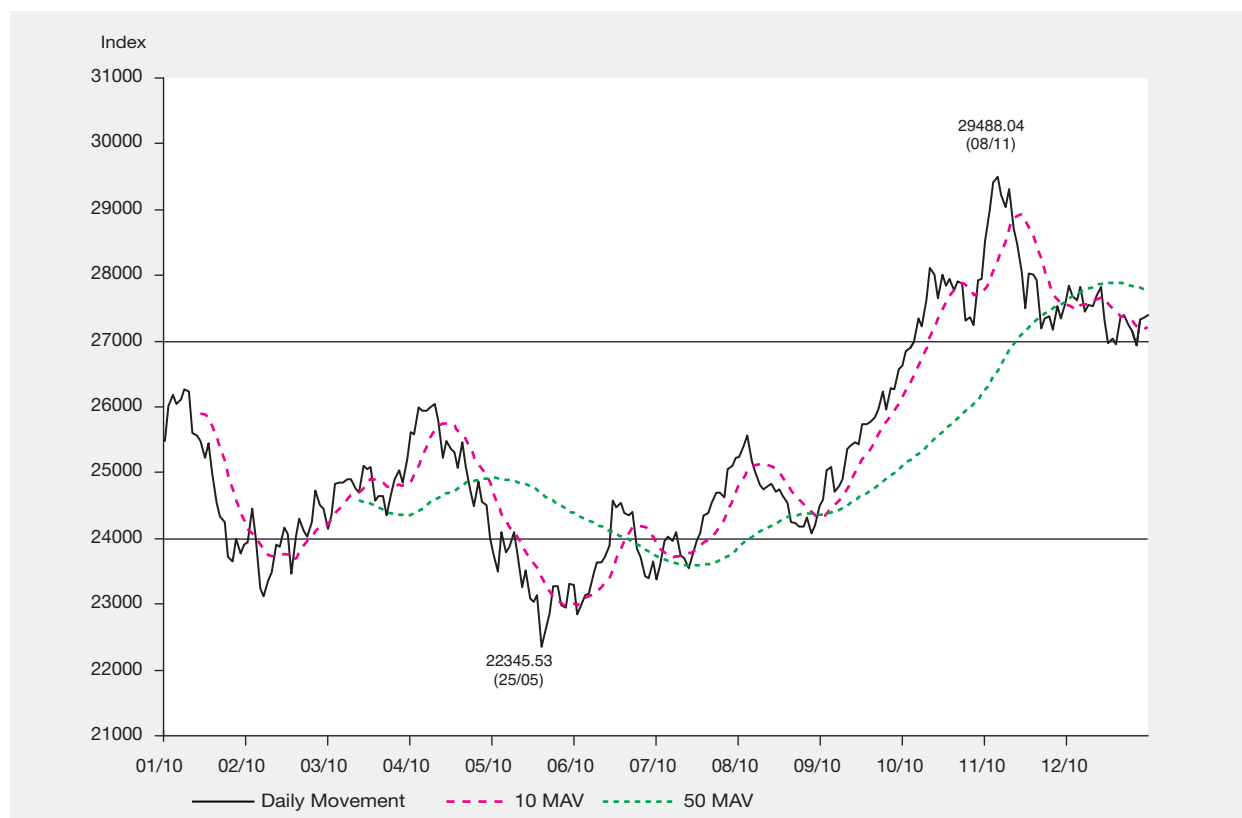


## S&P/HKEx LargeCap Index, daily closing (2010)

28 February 2003 = 10000

Date	Jan	Feb	Mar	Apr	May	Jun	Jul	Aug	Sep	Oct	Nov	Dec
1	-	23904.06	24718.90	25201.60	-	22979.15	-	-	24204.63	-	27916.36	27585.63
2	-	23941.82	24496.43	-	-	22946.13	23434.90	25054.93	24491.75	-	27936.13	27830.47
3	-	24457.56	24447.48	-	24559.15	23312.21	-	25106.68	24594.59	-	28520.73	27679.06
4	25474.80	24006.48	24148.60	-	24508.68	23296.59	-	25224.74	-	26565.99	28984.58	-
5	26016.10	23234.19	24357.53	-	24002.61	-	23388.84	25240.87	-	26622.59	29402.68	-
6	26179.15	-	-	-	23762.65	-	23644.54	25407.22	25026.08	26854.44	-	27609.78
7	26043.38	-	-	25616.02	23492.95	22837.77	23376.59	-	25085.26	26890.30	-	27824.25
8	26112.65	23116.44	24831.61	25577.83	-	22958.85	23587.57	-	24711.43	26989.95	29488.04	27440.58
9	-	23364.41	24845.72	25996.61	-	23130.68	23964.27	25559.91	24790.66	-	29218.38	27544.21
10	-	23479.98	24843.16	-	24094.09	23159.91	-	25176.96	24889.69	-	29026.96	27532.85
11	26257.43	23900.32	24903.43	-	23785.32	23436.36	-	24999.30	-	27334.00	29299.34	-
12	26229.74	23871.41	24890.63	25944.63	23873.33	-	24022.07	24805.50	-	27224.99	28717.52	-
13	25599.72	-	-	25939.41	24091.56	-	23953.98	24747.56	25360.10	27611.19	-	27691.70
14	25565.67	-	-	25991.97	23748.68	23633.01	24092.20	-	25405.52	28116.71	-	27827.39
15	25470.15	-	24755.50	26043.62	-	23638.62	23729.08	-	25460.46	28000.66	28463.95	27305.31
16	-	-	24687.42	25779.66	-	-	-	23707.71	24791.28	25425.79	-	28037.68
17	-	24169.68	25109.91	-	23258.86	23725.47	-	24829.11	25733.50	-	27498.26	27028.07
18	25229.77	24061.43	25047.92	-	23508.09	23883.70	-	24709.76	-	27654.39	28024.27	-
19	25438.19	23454.49	25077.03	25220.75	23078.82	-	23539.01	24738.73	-	28013.34	28008.48	-
20	24994.17	-	-	25482.00	23037.77	-	23723.29	24647.90	25731.73	27829.24	-	26946.47
21	24532.28	-	-	25351.68	-	24569.86	23957.73	-	25765.87	27935.04	-	27353.79
22	24328.35	24031.48	24573.11	25311.04	-	24465.61	24082.27	-	25830.48	27774.25	27929.60	27387.20
23	-	24292.43	24645.31	25072.15	-	24531.83	24346.46	24540.11	-	-	27188.18	27235.17
24	-	24108.13	24648.43	-	23134.93	24388.62	-	24247.81	25961.03	-	27339.23	27156.52
25	24255.76	24028.62	24348.70	-	22345.53	24357.99	-	24223.39	-	27909.06	27380.78	-
26	23722.52	24240.75	24677.77	25463.46	22577.18	-	24378.72	24171.47	-	27867.56	27170.65	-
27	23658.06	-	-	25089.19	22868.66	-	24536.36	24178.21	26223.74	27310.27	-	-
28	23988.13	-	-	24718.28	23272.00	24396.35	24689.47	-	25951.29	27361.41	-	26925.73
29	23764.50	-	24899.73	24487.27	-	23840.87	24695.97	-	26290.36	27243.82	27531.24	27325.96
30	-	-	25025.97	24860.57	-	23718.78	24624.43	24320.45	26266.05	-	27339.35	27352.34
31	-	-	24850.35	-	23277.99	-	-	24084.86	-	-	-	27392.78
<b>High</b>	26257.43	24457.56	25109.91	26043.62	24559.15	24569.86	24695.97	25559.91	26290.36	28116.71	<b>29488.04</b>	27830.47
<b>Low</b>	23658.06	23116.44	24148.60	24487.27	<b>22345.53</b>	22837.77	23376.59	24084.86	24204.63	26565.99	27170.65	26925.73
<b>Avg</b>	25143.03	23870.20	24731.77	25428.83	23513.94	23676.59	23975.02	24763.94	25390.48	27455.46	28201.02	27406.29

## S&P/HKEx LargeCap Index, daily movement (2010)



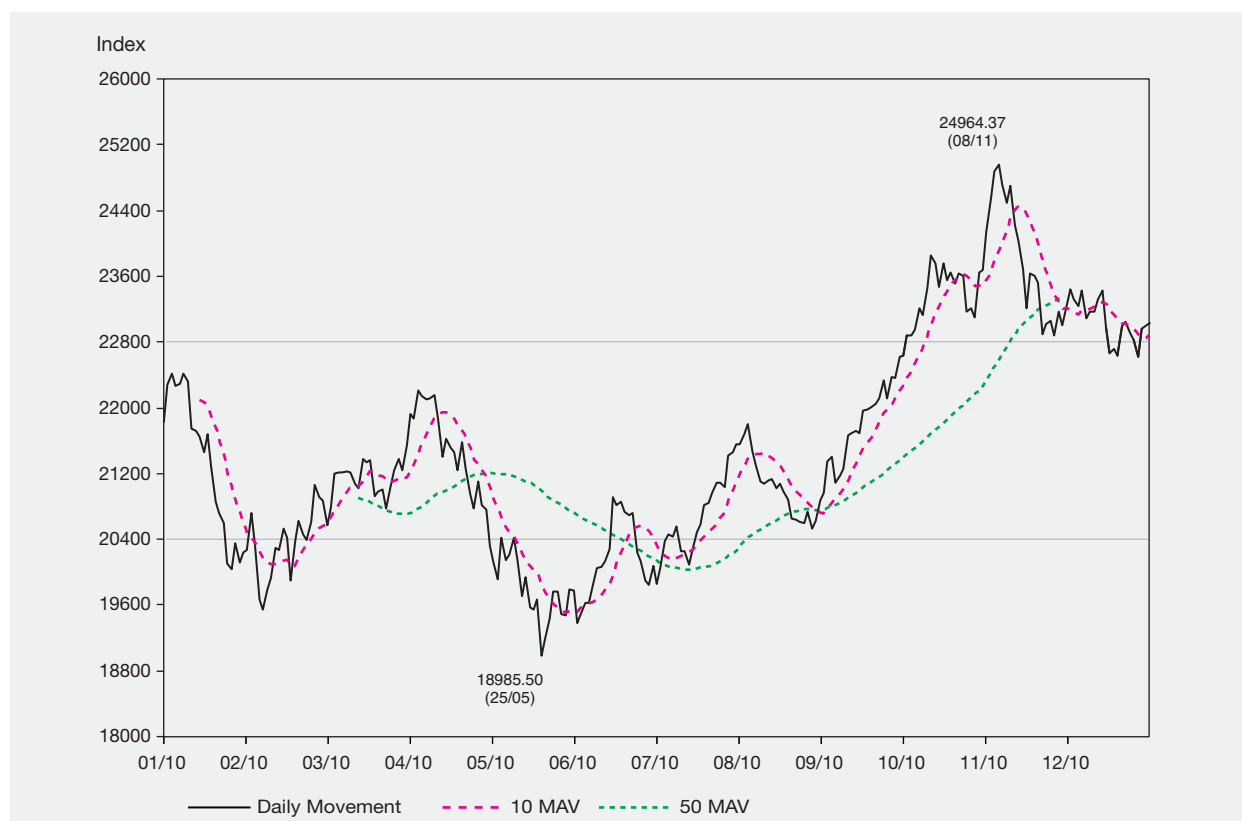
## Hang Seng Index, daily closing (2010)

31 July 1964 = 100

Date	Jan	Feb	Mar	Apr	May	Jun	Jul	Aug	Sep	Oct	Nov	Dec
1	–	20243.75	21056.93	21537.00	–	19496.95	–	–	20623.83	–	23652.94	23249.80
2	–	20272.18	20906.11	–	–	19471.80	19905.32	21412.79	20868.92	–	23671.42	23448.78
3	–	20722.08	20876.79	–	20811.36	19786.71	–	21457.66	20971.50	–	24144.67	23320.52
4	21823.28	20341.64	20575.78	–	20763.05	19780.07	–	21549.88	–	22618.66	24535.63	–
5	22279.58	19665.08	20787.97	–	20327.54	–	19842.20	21551.72	–	22639.14	24876.82	–
6	22416.67	–	–	–	20133.41	–	20084.12	21678.80	21355.77	22880.41	–	23237.69
7	22269.45	–	–	21928.77	19920.29	19378.15	19857.07	–	21401.79	22884.32	–	23428.15
8	22296.75	19550.89	21196.87	21867.04	–	19487.48	20050.56	–	21088.86	22944.18	24964.37	23092.52
9	–	19790.28	21207.55	22208.50	–	19621.24	20378.66	21801.59	21167.27	–	24710.60	23171.80
10	–	19922.22	21208.29	–	20426.64	19632.70	–	21473.60	21257.39	–	24500.61	23162.91
11	22411.52	20290.69	21228.20	–	20146.51	19872.38	–	21294.54	–	23207.31	24700.30	–
12	22326.64	20268.69	21209.74	22138.17	20212.49	–	20467.43	21105.71	–	23121.70	24222.58	–
13	21748.60	–	–	22103.53	20422.46	–	20431.06	21071.57	21658.35	23457.69	–	23317.61
14	21716.95	–	–	22121.43	20145.43	20051.91	20560.81	–	21696.04	23852.17	–	23431.19
15	21654.16	–	21079.10	22157.82	–	20062.15	20255.62	–	21725.64	23757.63	24027.18	22975.35
16	–	–	21022.93	21865.26	–	–	20250.16	21112.12	21691.45	–	23693.02	22668.78
17	–	20534.01	21384.49	–	19715.20	20138.40	–	21137.43	21970.86	–	23214.46	22714.85
18	21460.01	20422.15	21330.67	–	19944.94	20286.71	–	21022.73	–	23469.38	23637.39	–
19	21677.98	19894.02	21370.82	21405.17	19578.98	–	20090.95	21072.46	–	23763.73	23605.71	–
20	21286.17	–	–	21623.38	19545.83	–	20264.59	20981.82	21977.34	23556.50	–	22639.08
21	20862.67	–	–	21510.93	–	20912.18	20487.23	–	22002.59	23649.48	–	22993.86
22	20726.18	20377.27	20933.25	21454.94	–	20819.08	20589.70	–	22047.71	23517.54	23524.02	23045.19
23	–	20623.00	20987.78	21244.49	–	20856.61	20815.33	20889.01	–	–	22896.14	22902.97
24	–	20467.74	21008.62	–	19667.76	20733.49	–	20658.71	22119.43	–	23023.86	22833.80
25	20598.55	20399.57	20778.55	–	18985.50	20690.79	–	20634.98	–	23627.91	23054.68	–
26	20109.33	20608.70	21053.11	21587.06	19196.45	–	20839.91	20612.06	–	23601.24	22877.25	–
27	20033.07	–	–	21261.79	19431.37	–	20973.39	20597.35	22340.84	23164.58	–	–
28	20356.37	–	–	20949.40	19766.71	20726.68	21091.18	–	22109.95	23210.86	–	22621.73
29	20121.99	–	21237.43	20778.92	–	20248.90	21093.82	–	22378.67	23096.32	23166.22	22969.30
30	–	–	21374.79	21108.59	–	20128.99	21029.81	20737.22	22358.17	–	23007.99	22999.34
31	–	–	21239.35	–	19765.19	–	–	20536.49	–	–	–	23035.45
<b>High</b>	22416.67	20722.08	21384.49	22208.50	20811.36	20912.18	21093.82	21801.59	22378.67	23852.17	<b>24964.37</b>	23448.78
<b>Low</b>	20033.07	19550.89	20575.78	20778.92	<b>18985.50</b>	19378.15	19842.20	20536.49	20623.83	22618.66	22877.25	22621.73
<b>Avg</b>	21408.80	20244.11	21089.35	21623.80	19945.36	20103.97	20445.66	21108.65	21657.73	23301.04	23804.90	23057.30

Note: HSI is compiled by Hang Seng Indexes Company Limited

## Hang Seng Index, daily movement (2010)



## Hang Seng China Enterprises Index, daily closing (2010)

3 January 2000 = 2000

Date	Jan	Feb	Mar	Apr	May	Jun	Jul	Aug	Sep	Oct	Nov	Dec
1	–	11621.64	11913.45	12696.05	–	11233.96	–	–	11498.94	–	13508.17	12949.85
2	–	11570.35	12017.55	–	–	11158.84	11247.10	12181.45	11688.84	–	13523.21	13087.40
3	–	11838.72	12048.25	–	11944.96	11397.41	–	12120.83	11767.41	–	13820.99	12937.10
4	12750.55	11605.88	11775.06	–	11864.22	11375.51	–	12137.82	–	12614.18	13948.49	–
5	13142.03	11131.78	11927.37	–	11539.88	–	11184.33	12128.68	–	12682.85	14107.29	–
6	13246.21	–	–	–	11449.22	–	11456.42	12161.75	11960.57	12772.03	–	12804.77
7	13073.20	–	–	12987.82	11379.56	11093.46	11305.18	–	11956.23	12738.07	–	12922.24
8	13035.09	10989.19	12202.80	12855.31	–	11090.75	11375.29	–	11776.72	12758.23	14204.13	12735.86
9	–	11200.33	12210.34	13046.72	–	11163.35	11620.68	12225.84	11830.46	–	14022.95	12731.42
10	–	11345.64	12217.33	–	11717.32	11178.17	–	11943.68	11835.93	–	13889.32	12661.01
11	13119.03	11582.31	12170.04	–	11509.22	11340.38	–	11737.63	–	12951.90	14088.03	–
12	12967.37	11536.36	12173.28	12953.45	11510.30	–	11673.37	11597.02	–	12979.00	13663.14	–
13	12482.18	–	–	12839.85	11729.71	–	11622.61	11641.33	12088.51	13301.49	–	12751.82
14	12363.37	–	–	12842.47	11588.97	11520.95	11656.61	–	12135.51	13575.95	–	12865.05
15	12356.88	–	11971.49	12813.88	–	11556.45	11427.94	–	12088.30	13613.22	13416.25	12585.04
16	–	–	11940.47	12557.40	–	–	11419.62	11726.90	12001.41	–	13192.58	12434.95
17	–	11708.34	12231.47	–	11232.62	11583.50	–	11754.63	12171.19	–	12876.34	12468.88
18	12290.26	11601.67	12208.36	–	11426.18	11622.69	–	11711.04	–	13420.32	13168.49	–
19	12600.76	11263.83	12262.36	12253.78	11124.59	–	11310.70	11848.46	–	13573.60	13170.65	–
20	12282.09	–	–	12436.56	11048.38	–	11507.22	11779.67	12164.65	13448.83	–	12408.49
21	11957.83	–	–	12370.98	–	12134.42	11689.91	–	12193.31	13615.41	–	12607.43
22	11975.65	11519.56	12008.65	12330.89	–	12061.34	11754.69	–	12196.00	13494.80	13193.71	12611.30
23	–	11619.68	12020.85	12168.18	–	12020.38	11915.58	11670.39	–	–	12817.32	12516.52
24	–	11493.41	12048.63	–	11242.55	11935.95	–	11573.25	12218.60	–	12872.05	12442.94
25	11858.46	11388.50	11902.49	–	10729.05	11865.17	–	11495.79	–	13626.08	12931.11	–
26	11410.12	11543.73	12050.33	12380.71	11016.05	–	11875.03	11436.22	–	13642.45	12757.10	–
27	11372.69	–	–	12171.01	11208.76	–	11931.12	11395.05	12316.80	13259.10	–	–
28	11636.03	–	–	11987.67	11508.49	11856.55	11972.75	–	12180.20	13326.90	–	12309.59
29	11498.20	–	12215.48	11881.40	–	11536.20	11942.21	–	12429.28	13168.68	12888.27	12508.52
30	–	–	12414.20	12181.20	–	11466.24	11905.00	11531.72	12406.10	–	12817.59	12586.84
31	–	–	12397.59	–	11494.31	–	–	11402.90	–	–	–	12692.43
<b>High</b>	13246.21	11838.72	12414.20	13046.72	11944.96	12134.42	11972.75	12225.84	12429.28	13642.45	<b>14204.13</b>	13087.40
<b>Low</b>	11372.69	10989.19	11775.06	11881.40	<b>10729.05</b>	11090.75	11184.33	11395.05	11498.94	12614.18	12757.10	12309.59
<b>Avg</b>	12370.90	11475.61	12101.21	12513.44	11413.22	11532.94	11609.21	11781.91	12043.09	13228.15	13403.51	12664.52

Note: HSCEI is compiled by Hang Seng Indexes Company Limited

## Hang Seng China Enterprises Index, daily movement (2010)



## Hang Seng China-Affiliated Corporations Index, daily closing (2010)

3 January 2000 = 2000

Date	Jan	Feb	Mar	Apr	May	Jun	Jul	Aug	Sep	Oct	Nov	Dec
1	–	3919.20	4131.75	4163.67	–	3638.86	–	–	4014.26	–	4268.02	4153.01
2	–	3952.33	4108.41	–	–	3611.48	3774.30	4117.03	4065.59	–	4275.53	4211.60
3	–	4076.45	4064.50	–	3920.54	3680.62	–	4122.00	4085.41	–	4328.55	4240.59
4	4067.02	3986.03	3999.74	–	3896.54	3683.16	–	4117.18	–	4266.21	4357.76	–
5	4155.11	3876.87	4031.24	–	3800.52	–	3748.59	4094.63	–	4260.74	4411.53	–
6	4174.08	–	–	–	3710.72	–	3822.88	4103.12	4158.46	4337.32	–	4239.07
7	4167.89	–	–	4270.76	3710.24	3602.49	3776.86	–	4162.98	4296.42	–	4261.92
8	4192.03	3886.82	4102.12	4232.96	–	3633.72	3814.95	–	4094.61	4280.97	4482.34	4201.32
9	–	3927.20	4127.03	4237.89	–	3642.39	3880.31	4113.55	4097.62	–	4436.84	4213.56
10	–	3942.70	4165.40	–	3799.27	3642.98	–	4034.56	4121.74	–	4377.92	4194.25
11	4218.46	4017.09	4174.17	–	3752.57	3695.79	–	3985.33	–	4312.44	4426.50	–
12	4263.59	4004.51	4148.38	4180.01	3734.35	–	3909.47	3962.24	–	4291.96	4337.35	–
13	4191.54	–	–	4153.92	3809.55	–	3889.76	4001.40	4200.72	4365.92	–	4222.95
14	4256.61	–	–	4158.91	3771.46	3744.50	3897.21	–	4224.69	4412.60	–	4235.25
15	4234.33	–	4108.50	4146.60	–	3757.36	3849.15	–	4203.12	4393.61	4291.88	4176.29
16	–	–	4095.21	4082.94	–	–	3827.56	4021.87	4205.59	–	4231.49	4093.72
17	–	4051.78	4151.28	–	3673.48	3802.02	–	4024.43	4251.05	–	4151.93	4085.48
18	4158.53	4034.43	4140.28	–	3733.54	3830.20	–	4008.56	–	4346.32	4213.20	–
19	4195.37	3917.12	4142.64	3974.07	3617.74	–	3834.73	4028.58	–	4383.75	4221.43	–
20	4162.13	–	–	4029.34	3584.12	–	3889.91	4013.55	4254.04	4301.49	–	4081.83
21	4067.80	–	–	4027.43	–	3976.78	3958.48	–	4264.91	4314.26	–	4154.13
22	4019.64	4013.30	4053.42	4013.35	–	3962.23	3970.27	–	4236.51	4272.45	4223.56	4176.26
23	–	4064.75	4021.80	3988.31	–	3953.32	4012.01	3984.13	–	–	4131.91	4158.71
24	–	4036.01	4042.37	–	3683.64	3919.47	–	3971.77	4232.75	–	4136.82	4146.35
25	4013.14	4025.06	4040.70	–	3519.80	3888.84	–	3954.23	–	4302.92	4148.28	–
26	3899.48	4059.78	4074.06	4050.87	3556.33	–	3984.86	3940.52	–	4277.48	4116.45	–
27	3869.17	–	–	4004.80	3656.74	–	4006.58	3952.69	4269.85	4197.54	–	–
28	3919.82	–	–	3973.68	3711.88	3908.59	4021.64	–	4213.28	4198.86	–	4083.50
29	3875.55	–	4118.46	3938.08	–	3797.18	4013.56	–	4245.29	4205.07	4151.82	4130.92
30	–	–	4141.89	3997.22	–	3818.46	4020.02	3995.50	4207.65	–	4109.98	4140.72
31	–	–	4101.78	–	3735.22	–	–	3990.47	–	–	–	4170.15
<b>High</b>	4263.59	4076.45	4174.17	4270.76	3920.54	3976.78	4021.64	4122.00	4269.85	4412.60	<b>4482.34</b>	4261.92
<b>Low</b>	3869.17	3876.87	3999.74	3938.08	<b>3519.80</b>	3602.49	3748.59	3940.52	4014.26	4197.54	4109.98	4081.83
<b>Avg</b>	4105.06	3988.41	4099.35	4085.52	3718.91	3770.97	3900.15	4024.42	4181.43	4300.92	4265.05	4171.44

Note: HSCCI is compiled by Hang Seng Indexes Company Limited

## Hang Seng China-Affiliated Corporation Index, daily movement (2010)



## Number of securities by type, 2006 – 2010

Type	Year				
	2006	2007	2008	2009	2010
Ordinary shares	976	1,049	1,088	1,146	1245
Preference shares	3	2	2	2	3
Equity warrants	27	30	34	25	22
Derivative warrants	1,959	4,483	3,011	3,367	5,148
Equity linked instrument	0	0	0	0	0
Callable bull/bear contracts	24	131	1,314	1,692	1,064
Unit trusts/Mutual funds	15	26	33	52	79
– Exchange Traded Fund (ETF)	9	17	24	43	69
– REITs	5	7	7	7	8
– Others	1	2	2	2	2
Debt securities	180	175	172	157	169
<b>Total</b>	<b>3,184</b>	<b>5,896</b>	<b>5,654</b>	<b>6,441</b>	<b>7,730</b>

## Number of newly listed securities, 2006 – 2010

Type	Year				
	2006	2007	2008	2009	2010
Ordinary shares *	56	82	47	68	106
– Newly listed companies	54	78	29	64	94
– Transfer of listing from GEM	2	4	18	4	12
Preference shares	1	0	0	0	1
Equity warrants	12	17	18	11	12
Derivative warrants	2,823	6,312	4,822	4,230	7,826
Equity link instrument	0	0	0	0	0
Callable bull/bear contracts	83	391	4,231	8,072	6,541
Unit trusts/Mutual funds	3	11	7	19	27
– Exchange Traded Fund (ETF)	1	8	7	19	26
– REITs	2	2	0	0	1
– Others	0	1	0	0	0
Debt securities	46	26	20	23	38
<b>Total</b>	<b>3,024</b>	<b>6,839</b>	<b>9,145</b>	<b>12,423</b>	<b>14,551</b>

\* Includes the number of companies for transfer of listing from GEM.

## Number of delisted securities, 2006 – 2010

Type	Year				
	2006	2007	2008	2009	2010
Ordinary shares	14	9	8	10	7
Preference shares	2	1	0	0	0
Equity warrants	12	14	14	20	15
Derivative warrants	2,168	3,788	6,294	3,874	6,045
Equity linked instrument	0	0	0	0	0
Callable bull/bear contracts	59	284	3,048	7,694	7,169
Unit trusts/mutual funds	1	0	0	0	0
– Exchange Traded Fund (ETF)	0	0	0	0	0
– REITs	0	0	0	0	0
– Others	1	0	0	0	0
Debt securities	30	31	23	38	26
<b>Total</b>	<b>2,286</b>	<b>4,127</b>	<b>9,387</b>	<b>11,636</b>	<b>13,262</b>



## Total market capitalisation by Hang Seng Industry Classification System, 2010

HK\$mil

Industry Classification *	Jan	Feb	Mar	Apr	May	Jun	Jul	Aug	Sep	Oct	Nov	Dec
Energy	1,195,217.06	1,258,429.72	1,325,067.30	1,388,135.78	1,262,694.58	1,280,055.09	1,286,553.22	1,272,346.06	1,419,279.33	1,535,072.98	1,572,683.10	1,687,281.21
Materials	510,267.76	521,097.69	558,680.30	572,801.37	503,268.97	477,669.46	511,007.90	505,245.72	593,008.32	623,816.34	629,773.97	688,304.03
Industrial Goods	257,226.14	265,212.76	291,939.48	292,254.31	261,135.34	256,745.89	287,085.02	290,877.98	347,151.71	371,701.98	454,974.98	462,485.44
Consumer Goods	1,577,240.31	1,640,051.88	1,792,245.39	1,830,001.08	1,677,912.48	1,722,529.35	1,839,183.36	1,875,605.10	2,177,249.60	2,209,652.88	2,252,126.44	2,215,851.46
Services	1,193,909.90	1,231,477.61	1,339,959.74	1,346,803.28	1,242,687.54	1,282,098.40	1,380,304.52	1,393,243.43	1,555,860.92	1,661,487.68	1,702,826.23	1,695,676.46
Telecommunications	1,790,050.07	1,863,112.85	1,821,602.80	1,898,325.62	1,805,620.69	1,922,896.71	1,932,300.81	1,950,613.68	1,986,849.61	1,968,631.62	1,925,499.20	1,942,463.26
Utilities	608,884.66	621,617.87	654,273.43	645,236.97	622,270.19	648,586.00	662,389.96	667,045.02	707,393.15	715,949.48	711,753.38	716,469.80
Financials	5,600,507.73	5,658,644.75	5,871,881.01	5,889,797.35	5,526,940.38	5,652,167.69	6,110,309.67	5,874,388.16	6,307,941.65	6,971,055.68	6,993,614.76	6,885,627.90
Properties & Construction	2,164,373.13	2,306,226.66	2,449,486.84	2,293,464.04	2,130,484.97	2,191,336.09	2,356,900.68	2,304,477.93	2,552,405.58	2,634,955.22	2,605,687.29	2,647,533.65
Information Technology	785,452.91	810,575.31	853,331.53	860,055.46	762,152.60	704,128.38	760,542.32	717,792.17	818,605.82	825,610.67	817,942.56	827,871.04
Conglomerates	888,027.82	911,885.71	962,428.22	921,555.74	845,320.46	861,953.87	917,427.93	951,365.68	1,091,531.99	1,119,706.35	1,131,156.65	1,172,720.14
<b>Total</b>	<b>16,571,157.49</b>	<b>17,088,332.82</b>	<b>17,920,896.03</b>	<b>17,938,431.00</b>	<b>16,640,488.18</b>	<b>17,000,166.93</b>	<b>18,044,005.38</b>	<b>17,803,000.94</b>	<b>19,557,277.66</b>	<b>20,637,640.89</b>	<b>20,798,038.56</b>	<b>20,942,284.39</b>

Note: Month-end figures

\* Hang Seng Industry Classification System (HSICS) is provided by Hang Seng Indexes Company Limited.

## Market capitalisation trends by Hang Seng Industry Classification System, 2006 – 2010

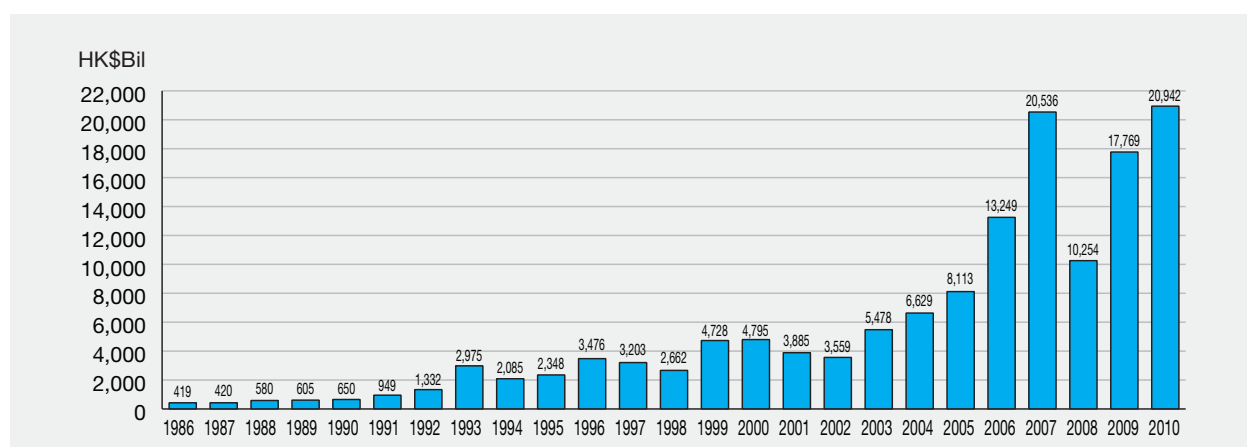
HK\$mil

Industry Classification *	2006		2007		2008		2009		2010	
Energy	812,920.95	(6.14%)	1,523,448.41	(7.42%)	711,766.42	(6.94%)	1,290,804.22	(7.26%)	1,687,281.21	(8.06%)
Materials	293,096.30	(2.21%)	598,670.13	(2.92%)	183,433.26	(1.79%)	538,691.51	(3.03%)	688,304.03	(3.29%)
Industrial Goods	134,874.98	(1.02%)	330,940.14	(1.61%)	129,609.65	(1.26%)	269,968.50	(1.52%)	462,485.44	(2.21%)
Consumer Goods	783,434.39	(5.91%)	1,387,461.40	(6.76%)	663,188.02	(6.47%)	1,647,187.20	(9.27%)	2,215,851.46	(10.58%)
Services	912,113.53	(6.88%)	1,474,541.63	(7.18%)	595,533.38	(5.81%)	1,190,542.81	(6.70%)	1,695,676.46	(8.10%)
Telecommunications	1,827,864.64	(13.80%)	3,367,585.51	(16.40%)	1,876,211.11	(18.30%)	1,803,635.55	(10.15%)	1,942,463.26	(9.28%)
Utilities	466,359.10	(3.52%)	612,592.51	(2.98%)	435,659.96	(4.25%)	640,495.20	(3.60%)	716,469.80	(3.42%)
Financials	5,242,447.14	(39.57%)	6,415,908.93	(31.24%)	3,571,864.13	(34.84%)	6,123,556.56	(34.46%)	6,885,627.90	(32.88%)
Properties & Construction	1,528,298.18	(11.54%)	2,925,418.69	(14.24%)	1,275,142.72	(12.44%)	2,465,706.38	(13.88%)	2,647,533.65	(12.64%)
Information Technology	393,571.95	(2.97%)	658,891.60	(3.21%)	249,332.16	(2.43%)	835,241.90	(4.70%)	827,871.04	(3.95%)
Conglomerates	853,839.36	(6.44%)	1,241,003.87	(6.04%)	561,847.93	(5.48%)	963,441.58	(5.42%)	1,172,720.14	(5.60%)
<b>Equity total</b>	<b>13,248,820.50</b>	<b>(100.00%)</b>	<b>20,536,462.82</b>	<b>(100.00%)</b>	<b>10,253,588.75</b>	<b>(100.00%)</b>	<b>17,769,271.41</b>	<b>(100.00%)</b>	<b>20,942,284.39</b>	<b>(100.00%)</b>

 ( ) % of equity market total  
 Year-end figures

\* Hang Seng Industry Classification System (HSICS) is provided by Hang Seng Indexes Company Limited.

## Market capitalisation, 1986 – 2010



## 50 leading companies in market capitalisation

End of 2010

Rank	Code	Company	Issued capital (shares)	Closing price (HK\$)	Market capitalisation (HK\$mil)	% of equity total
1	00939	China Construction Bank Corporation - H Shares	240,417,319,880	6.970	1,675,708.72	8.00
2	00941	China Mobile Ltd.	20,065,236,246	77.200	1,549,036.24	7.40
3	00005	HSBC Holdings plc	17,685,886,847	79.700	1,409,565.18	6.73
4	00883	CNOOC Ltd.	44,669,199,984	18.440	823,700.05	3.93
5	01398	Industrial and Commercial Bank of China Ltd. - H Shares	86,794,044,550	5.790	502,537.52	2.40
6	02888	Standard Chartered PLC	2,347,732,561	211.800	497,249.76	2.37
7	03988	Bank of China Ltd. - H Shares	83,622,276,395	4.100	342,851.33	1.64
8	00013	Hutchison Whampoa Ltd.	4,263,370,780	80.000	341,069.66	1.63
9	00016	Sun Hung Kai Properties Ltd.	2,570,039,181	129.100	331,792.06	1.58
10	00700	Tencent Holdings Ltd.	1,835,730,235	168.900	310,054.84	1.48
11	02388	BOC Hong Kong (Holdings) Ltd.	10,572,780,266	26.450	279,650.04	1.34
12	00001	Cheung Kong (Holdings) Ltd.	2,316,164,338	119.900	277,708.10	1.33
13	01299	AIA Group Ltd.	12,044,000,001	21.850	263,161.40	1.26
14	00762	China Unicom (Hong Kong) Ltd.	23,562,176,959	11.120	262,011.41	1.25
15	02318	Ping An Insurance (Group) Co. of China Ltd. - H Shares	2,857,732,456	86.900	248,336.95	1.19
16	00011	Hang Seng Bank Ltd.	1,911,842,736	127.800	244,333.50	1.17
17	02628	China Life Insurance Co. Ltd. - H Shares	7,441,175,000	31.750	236,257.31	1.13
18	00945	Manulife Financial Corporation *	1,777,337,438	133.200		236,030.41 N.A.
19	00857	PetroChina Co. Ltd. - H Shares	21,098,900,000	10.160	214,364.82	1.02
20	03328	Bank of Communications Co., Ltd. - H Shares	26,524,138,356	7.830	207,684.00	0.99
21	02378	Prudential plc *	2,545,594,506	80.600		205,174.92 N.A.
22	00388	Hong Kong Exchanges and Clearing Ltd.	1,078,083,346	176.300	190,066.09	0.91
23	00019	Swire Pacific Ltd. 'A'	905,578,500 "A"	127.800	184,622.99	0.88
	00087	Swire Pacific Ltd. 'B'	2,995,220,000 "B"	23.000		
24	00494	Li & Fung Ltd.	4,023,618,553	45.100	181,465.20	0.87
25	00486	United Company RUSAL Plc *	15,193,014,862	11.820		181,100.74 N.A.
26	00004	Wharf (Holdings) Ltd., The	2,753,861,207	59.800	164,680.90	0.79
27	00066	MTR Corporation Ltd.	5,772,433,031	28.300	163,359.85	0.78
28	00101	Hang Lung Properties Ltd.	4,468,046,670	36.350	162,413.50	0.78
29	06210	Vale S.A. Common - DR	259,242,052	265.400		160,481.58 N/A
	06230	Vale S.A. Class A Preferred - DR	393,470,993	233.000		
30	00002	CLP Holdings Ltd.	2,406,143,400	63.100	151,827.65	0.72
31	01928	Sands China Ltd.	8,047,865,084	17.080	137,457.54	0.66
32	00003	Hong Kong and China Gas Co. Ltd., The	7,182,321,942	18.320	131,580.14	0.63
33	00386	China Petroleum & Chemical Corporation - H Shares	16,780,488,000	7.440	124,846.83	0.60
34	01288	Agricultural Bank of China Ltd. - H Shares	30,738,823,096	3.900	119,881.41	0.57
35	00688	China Overseas Land & Investment Ltd.	8,172,519,077	14.380	117,520.82	0.56
36	00012	Henderson Land Development Co. Ltd.	2,175,989,727	53.000	115,327.46	0.55
37	00322	Tingyi (Cayman Islands) Holdings Corp.	5,586,793,360	19.900	111,177.19	0.53
38	01880	Belle International Holdings Ltd.	8,434,233,000	13.140	110,825.82	0.53
39	01088	China Shenhua Energy Co. Ltd. - H Shares	3,398,582,500	32.600	110,793.79	0.53
40	00006	Hongkong Electric Holdings Ltd.	2,134,261,654	49.000	104,578.82	0.50
41	01128	Wynn Macau, Ltd.	5,187,500,000	17.400	90,262.50	0.43
42	00151	Want Want China Holdings Ltd.	13,211,668,753	6.810	89,971.46	0.43
43	00293	Cathay Pacific Airways Ltd.	3,933,844,572	21.450	84,380.97	0.40
44	01044	Hengan International Group Co. Ltd.	1,224,218,721	67.050	82,083.87	0.39
45	01038	Cheung Kong Infrastructure Holdings Ltd.	2,254,209,945	35.600	80,249.87	0.38
46	03968	China Merchants Bank Co., Ltd. - H Shares	3,910,478,000	19.620	76,723.58	0.37
47	01109	China Resources Land Ltd.	5,386,890,447	14.200	76,493.84	0.37
48	00083	Sino Land Co. Ltd.	5,260,064,872	14.540	76,481.34	0.37
49	00291	China Resources Enterprise, Ltd.	2,398,234,120	31.850	76,383.76	0.36
50	00144	China Merchants Holdings (International) Co. Ltd.	2,457,707,459	30.700	75,451.62	0.36
Total					13,207,981.70	63.43
Equity total					20,942,284.39	100.00

\* Foreign companies not solely listed in Hong Kong

## 20 Stocks with largest price changes (increase)

Rank	Stock Code	Stock Name	Closing price (HK\$)		% up
			2009	2010	
1	00377	NEW ISLAND	0.078 A	1.150	1,374.36
2	00195	VITAR INT'L	0.160 A	1.770	1,006.25
3	02362	MACAU INV HOLD	0.310	2.860	822.58
4	01049	CELESTIAL ASIA	0.113 A	0.750	563.72
5	02678	TEXHONG TEXTILE	0.920	5.950	546.74
6	00838	EVA HOLDINGS	1.340	7.500	459.70
7	00609	TIANDE CHEMICAL	0.590	3.300	459.32
8	00104	ASIA COMM HOLD	0.114 A	0.570	400.00
9	00647	JOYCE BOUTIQUE	0.182	0.880	383.52
10	00448	HANG TEN GROUP	0.510	2.350	360.78
11	00812	TANRICH	0.196	0.850	333.67
12	02618	TCL COMM	1.780	7.650	329.78
13	01105	SING TAO	0.650	2.710	316.92
14	00590	LUK FOOK HOLD	6.700	27.150	305.22
15	01149	ANXIN-CHINA	0.620	2.500	303.23
16	00657	G-VISION INT'L	0.174	0.690	296.55
17	00999	I.T	1.510	5.890	290.07
18	00510	CASH FIN SER GP	0.134 A	0.520	288.06
19	03933	UNITED LAB	4.120	15.960	287.38
20	01062	NEW CAPITAL	0.370	1.360	267.57

(A) Adjusted

## 20 Stocks with largest price changes (decrease)

Rank	Stock Code	Stock Name	Closing Prices (HK\$)		% down
			2009	2010	
1	00736	CHINA PPT INV	23.250 A	0.610	97.38
2	00692	BAO YUAN HOLD	0.528 A	0.046	91.29
3	00885	FOREFRONT GROUP	0.297 A	0.037	87.54
4	00986	NAM HING	0.690	0.095	86.23
5	00630	GUOJIN RES	1.250	0.275	78.00
6	00412	HERITAGE INT'L	0.345	0.078	77.39
7	01142	SIBERIAN MINING	0.780 A	0.182	76.67
8	00402	MONGOLIA INV	0.620	0.148	76.13
9	00030	ABC COM (HOLD)	2.930	0.710	75.77
10	00724	SINO-TECH INT'L	0.850	0.240	71.76
11	01180	PARADISE ENT	0.275	0.085	69.09
12	01166	SOLARTECH INT'L	0.155	0.048	69.03
13	03989	NEW ENV ENERGY	2.300	0.730	68.26
14	00802	RCG	10.280	3.330	67.61
15	00274	GLOBAL GREEN	0.345	0.113	67.25
16	00689	EPI (HOLDINGS)	0.189	0.062	67.20
17	00149	CH AGRI-PROD EX	1.290 A	0.435	66.28
18	00901	RADFORD CAPITAL	0.151 A	0.051	66.23
19	02371	C ORI CULTURE	1.900	0.650	65.79
20	00897	WAI YUEN TONG	0.466 A	0.162	65.24

(A) Adjusted

## Trading value and volume, 2006 – 2010

Year/Month	No. of trading days	Value (HK\$mil)		Volume (mil of shares)		Deals		
		Total	Average daily	Total	Average daily	Total	Average daily	
2006	247	8,332,633.24	33,735.36	9,431,388.99	38,183.76	63,132,306	255,596	
2007	246	21,506,271.44	87,423.87	22,913,217.30	93,143.16	148,314,844	602,906	
2008	245	17,600,713.87	71,839.65	26,942,745.92	109,970.39	139,999,774	571,428	
2009	249	15,439,486.88	62,005.97	24,497,626.62	98,384.04	175,535,322	704,961	
2010	249	17,076,412.14	68,579.97	34,544,258.75	138,731.96	190,573,054	765,354	
2010	Jan	20	1,549,359.07	77,467.95	2,577,322.95	128,866.15	17,578,048	878,902
	Feb	18	1,006,535.65	55,918.65	2,237,937.99	124,329.89	11,770,242	653,902
	Mar	23	1,362,957.71	59,259.03	2,516,700.69	109,421.77	16,284,191	708,008
	Apr	19	1,307,724.99	68,827.63	2,256,279.84	118,751.57	15,591,861	820,624
	May	20	1,330,715.08	66,535.75	2,669,511.57	133,475.58	15,989,577	799,479
	Jun	21	1,095,692.24	52,175.82	2,557,643.57	121,792.55	13,032,619	620,601
	Jul	21	1,118,736.62	53,273.17	2,756,357.10	131,255.10	12,995,247	618,821
	Aug	22	1,272,452.31	57,838.74	3,083,241.70	140,147.35	14,471,639	657,802
	Sep	21	1,537,293.36	73,204.45	3,051,062.72	145,288.70	15,947,236	759,392
	Oct	20	1,955,375.05	97,768.75	3,388,267.51	169,413.38	19,534,054	976,703
	Nov	22	2,154,141.65	97,915.53	4,335,646.80	197,074.85	21,388,467	972,203
	Dec	22	1,385,428.42	62,974.02	3,114,286.32	141,558.47	15,989,873	726,812

Notes: Turnover value traded in non-HKD currency securities have been included start from 29 November 2010.

## Trading value and volume of foreign stocks, 2006 – 2010

Year/Month	No. of trading days	Value (HK\$thousand)		Volume (thousands of shares)		Deals		
		Total	Average daily	Total	Average daily	Total	Average daily	
2006	247	12,982,997.79	52,562.74	4,163,480.29	16,856.20	217,427	880	
2007	246	30,049,198.60	122,151.21	12,317,524.56	50,071.24	559,837	2,276a	
2008	245	8,204,773.31	33,488.87	7,758,151.62	31,665.92	226,221	923	
2009	249	20,794,410.39	83,511.69	13,883,841.21	55,758.40	509,350	2,046	
2010	249	67,631,825.87	271,613.76	12,690,451.79	50,965.67	1,099,805	4,417	
2010	Jan	20	5,065,410.47	253,270.52	1,114,508.60	55,725.43	41,197	2,060
	Feb	18	3,230,552.03	179,475.11	581,651.48	32,313.97	31,441	1,747
	Mar	23	2,609,178.18	113,442.53	987,628.65	42,940.38	39,079	1,699
	Apr	19	2,125,363.45	111,861.23	1,008,464.73	53,077.09	33,429	1,759
	May	20	9,438,733.50	471,936.68	1,118,910.95	55,945.55	140,119	7,006
	Jun	21	4,960,293.88	236,204.47	530,620.65	25,267.65	83,840	3,992
	Jul	21	2,902,685.69	138,223.13	449,731.04	21,415.76	53,914	2,567
	Aug	22	7,154,912.91	325,223.31	881,413.54	40,064.25	130,555	5,934
	Sep	21	5,261,779.42	250,560.92	892,245.93	42,487.90	103,669	4,937
	Oct	20	9,416,643.18	470,832.16	1,704,167.87	85,208.39	208,549	10,427
	Nov	22	7,986,091.29	363,004.15	2,139,301.35	97,240.97	138,791	6,309
	Dec	22	7,480,181.88	340,008.27	1,281,807.00	58,263.95	95,222	4,328

Notes:

- Foreign stocks are stocks of listed companies incorporated overseas which have a majority of their business outside Hong Kong and China.
- The exchange rate of HK\$7.8/US\$1 was used to calculate the equivalent value in Hong Kong dollars.

## Trading value and volume of depositary receipts, 2010

Year/Month	No. of trading days	No. of listed companies	No. of issues	Value (HK\$thousand)		Volume (thousands of shares)		Deals	
				Total	Average daily	Total	Average daily	Total	Average daily
2010	18	1	2	119,437.92	6,635.44	460.90	25.61	1,220	68
2010	Dec	18	1	119,437.92	6,635.44	460.90	25.61	1,220	68

Note: The first HDRs, which are the Depositary Receipts on the Common Shares and Class A Preferred Shares of Vale S.A., commenced trading on 8 December 2010

## Trading value by type of securities, 2010

Month	Equities		Warrants	ELI	CBBC	Unit trusts	Debt securities	iShare	Market total
	Mil of shares	HK\$mil	HK\$mil	HK\$mil	HK\$mil	HK\$mil	HK\$mil	HK\$mil	HK\$mil
Jan	312,706.14	1,183,633.22	192,624.28	0.00	121,041.77	52,059.61	0.15	0.04	1,549,359.07
Feb	172,897.86	697,104.37	188,758.32	0.00	90,333.85	30,339.12	0.00	0.00	1,006,535.65
Mar	342,743.88	1,041,398.68	207,265.47	0.00	78,772.00	35,521.51	0.05	0.00	1,362,957.71
Apr	373,094.80	1,023,342.51	164,949.81	0.00	73,412.47	46,019.49	0.71	0.00	1,307,724.99
May	240,358.50	962,209.06	193,942.33	0.00	115,029.33	59,534.37	0.00	0.00	1,330,715.08
Jun	203,885.22	763,198.52	179,711.95	0.00	111,197.73	41,583.54	0.51	0.00	1,095,692.24
Jul	228,361.22	752,568.23	195,970.01	0.00	119,088.53	51,109.84	0.00	0.00	1,118,736.62
Aug	243,663.75	874,565.10	223,457.02	0.00	125,771.62	48,658.57	0.00	0.00	1,272,452.31
Sep	322,090.00	1,132,556.85	250,094.11	0.00	106,246.23	48,396.12	0.05	0.00	1,537,293.36
Oct	387,795.36	1,415,708.29	295,061.86	0.00	154,747.03	89,857.86	0.00	0.00	1,955,375.05
Nov	342,494.24	1,464,248.29	374,832.04	0.00	223,554.29	91,507.03	0.00	0.00	2,154,141.65
Dec	280,742.06	967,131.44	227,585.10	0.00	136,209.44	54,502.34	0.10	0.00	1,385,428.42
<b>Total</b>	<b>3,450,833.02</b>	<b>12,277,664.55</b>	<b>2,694,252.31</b>	<b>0.00</b>	<b>1,455,404.28</b>	<b>649,089.39</b>	<b>1.58</b>	<b>0.04</b>	<b>17,076,412.15</b>

Notes:

1. Turnover values and shares have been adjusted for late reported and rejected sales.
2. Figures may not add up to total due to rounding.
3. Turnover for equities included the trading only of NASDAQ stocks transaction.

## Trading value by Hang Seng Industry Classification System, 2010

Industry Classification *	No. of issue #	Equity turnover		Annual turnover velocity (%)
		HK\$mil	% of total	
Energy	49	1,208,839.56	9.85	71.64
Materials	111	761,981.47	6.21	110.70
Industrial Goods	112	385,554.69	3.14	83.37
Consumer Goods	316	1,614,129.06	13.15	72.84
Services	191	952,363.43	7.76	56.16
Telecommunications	15	694,829.71	5.66	35.77
Utilities	36	371,597.58	3.03	51.87
Financials	101	3,564,974.87	29.04	51.77
Properties & Construction	194	1,502,566.15	12.24	56.75
Information Technology	97	741,820.46	6.04	89.61
Conglomerates	22	479,005.59	3.90	40.85
<b>Sub-total</b>	<b>1244</b>	<b>12,277,662.57</b>	<b>100.00</b>	<b>58.63</b>
NASDAQ stocks	7	1.98	0.00	n.a.
<b>Equity total</b>	<b>1251</b>	<b>12,277,664.55</b>	<b>100.00</b>	<b>n.a.</b>

Notes:

1. Equity turnover values have been adjusted for late reported and rejected sales.
2. Figures may not add up to total due to rounding.

# Year-end figures

\* Industry Classification is provided by Hang Seng Indexes Company Limited.

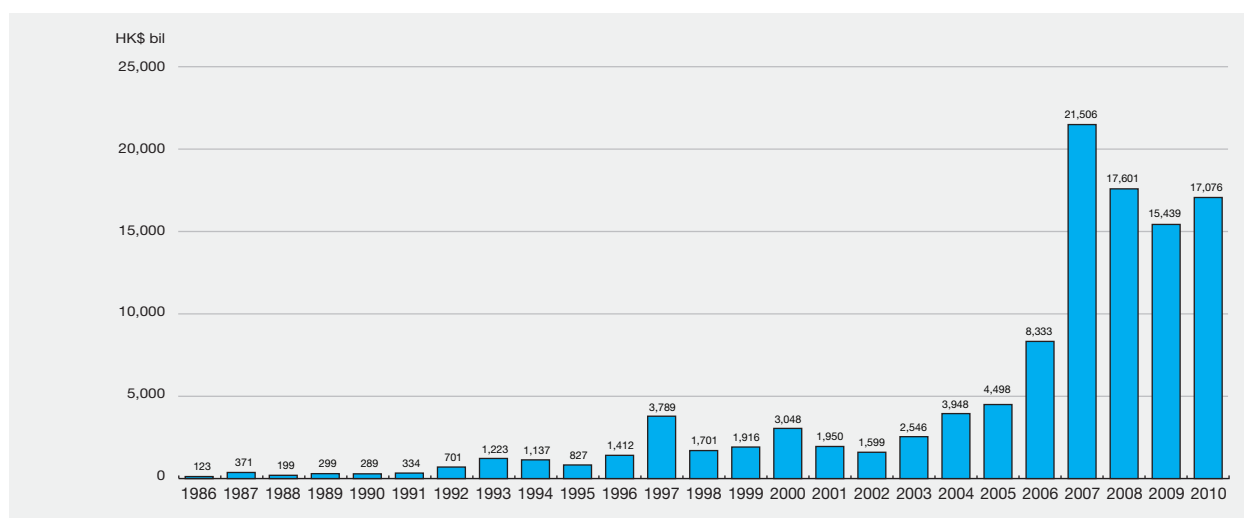
## 20 most active stocks (in dollars), 2010

Rank	Stock Code	Stock Name	Turnover (HK\$mil)	% of equity total
1	00941	CHINA MOBILE	499,170.69	4.07
2	00005	HSBC HOLDINGS	465,584.23	3.79
3	00939	CCB	441,215.90	3.59
4	01398	ICBC	431,591.56	3.52
5	02628	CHINA LIFE	386,282.77	3.15
6	03988	BANK OF CHINA	309,572.73	2.52
7	00883	CNOOC	236,272.80	1.92
8	00388	HKEX	221,957.04	1.81
9	00700	TENCENT	214,270.24	1.75
10	00857	PETROCHINA	211,864.43	1.73
11	02318	PING AN	180,367.21	1.47
12	00013	HUTCHISON	177,245.03	1.44
13	00016	SHK PPT	171,687.44	1.40
14	01088	CHINA SHENHUA	160,330.08	1.31
15	00386	SINOPEC CORP	153,453.28	1.25
16	01299	AIA	139,342.54	1.13
17	01288	ABC	125,429.19	1.02
18	03968	CM BANK	121,379.17	0.99
19	00001	CHEUNG KONG	119,576.62	0.97
20	00688	CHINA OVERSEAS	106,701.50	0.87
Total			4,873,294.46	39.69
Equity total			12,277,664.55	100.00

## 20 most active stocks (in shares), 2010

Rank	Stock Code	Stock Name	Turnover (mil of shares)	% of equity total
1	01166	SOLARTECH INT'L	139,167.35	4.03
2	03988	BANK OF CHINA	75,189.00	2.18
3	01398	ICBC	72,950.48	2.11
4	00692	BAO YUAN HOLD	68,363.94	1.98
5	00939	CCB	67,010.15	1.94
6	00985	CST MINING	62,977.33	1.82
7	01041	FULBOND HOLDING	58,506.61	1.70
8	01142	SIBERIAN MINING	48,399.25	1.40
9	00689	EPI (HOLDINGS)	42,402.33	1.23
10	00261	CCT TECH INT'L	39,054.59	1.13
11	00897	WAI YUEN TONG	36,489.05	1.06
12	00091	NEWSMART ENERGY	36,092.87	1.05
13	00585	IMAGI INT'L	34,044.41	0.99
14	01288	ABC	33,294.26	0.96
15	00981	SMIC	33,205.16	0.96
16	00663	KING STONE ENGY	31,626.00	0.92
17	00566	APOLLO SOLAR EN	31,431.13	0.91
18	00493	GOME	28,225.52	0.82
19	00274	GLOBAL GREEN	25,381.53	0.74
20	00459	MIDLAND IC&I	25,248.21	0.73
Total			989,059.19	28.66
Equity total			3,450,833.02	100.00

## Trading value, 1986 – 2010



## Market capitalisation and trading value of listed companies by incorporation place, 2010

End of 2010

Country	No. of listed companies <sup>(1)</sup>	Market capitalisation (HK\$mil) <sup>(2)</sup>	% of total	Turnover (HK\$mil)	% of equity total
Bermuda	446	2,124,605.24	10.15	1,368,896.62	11.15
Brazil	1	–	–	119.44	0.00
British Virgin Islands	2	20,729.13	0.10	12,083.31	0.10
Canada	3	16,629.13	0.08	27,488.86	0.22
Cayman Islands	454	3,785,672.96	18.08	2,344,579.56	19.10
England	3	1,906,814.94	9.11	500,367.85	4.08
Germany	1	473.74	0.00	182.21	0.00
Hong Kong	198	7,815,038.75	37.32	3,268,299.39	26.62
Jersey	2	12,113.92	0.06	30,044.30	0.24
Luxembourg	1	31,754.75	0.15	16,899.72	0.14
PRC	128	5,210,324.73	24.88	4,707,159.47	38.34
Singapore	5	18,127.09	0.09	1,541.85	0.01
USA **	7	–	–	1.98	0.00
<b>Total</b>	<b>1,244</b>	<b>20,942,284.39</b>	<b>100.00</b>	<b>12,277,664.55</b>	<b>100.00</b>

### Notes:

- (1) Total no. of listed companies are excluded the NASDAQ Stocks.
- (2) Foreign companies not solely listed in Hong Kong and stock suspended over 1 year are excluded.
- (3) NASDAQ stocks are quoted on the Exchange for trading only.

# Statistics on Hang Seng Index Stocks, 2010

End of 2010

Sector	Stock code	Stock name	Turnover (HK\$mil)	% of equity total	Market capitalisation (HK\$mil)	% of equity total	Closing price (HK\$)	Change* (%)	P/E ratio (times)
<b>Finance (11)</b>									
	00939	CCB	441,215.90	3.59	1,675,708.72	8.00	6.970	6.90	13.83
	00005	HSBC HOLDINGS	465,584.23	3.79	1,409,565.18	6.73	79.700	-10.85	30.05
	01398	ICBC	431,591.56	3.52	502,537.52	2.40	5.790	-8.28	13.48
	03988	BANK OF CHINA	309,572.73	2.52	342,851.33	1.64	4.100	0.81	11.29
	02388	BOC HONG KONG	90,626.61	0.74	279,650.04	1.34	26.450	50.28	20.38
	02318	PING AN	180,367.21	1.47	248,336.95	1.19	86.900	27.79	40.43
	00011	HANG SENG BANK	54,698.45	0.45	244,333.50	1.17	127.800	11.42	18.48
	02628	CHINA LIFE	386,282.77	3.15	236,257.31	1.13	31.750	-17.21	24.00
	03328	BANKCOMM	95,013.30	0.77	207,684.00	0.99	7.830	-7.94	11.80
	00388	HKEX	221,957.04	1.81	190,066.09	0.91	176.300	26.47	40.28
	00023	BANK OF E ASIA	23,361.11	0.19	66,466.85	0.32	32.550	5.51	23.93
<b>Utilities (4)</b>									
	00002	CLP HOLDINGS	38,799.71	0.32	151,827.65	0.72	63.100	20.31	18.52
	00003	HK & CHINA GAS	28,414.43	0.23	131,580.14	0.63	18.320	3.35	25.61
	00006	HK ELECTRIC	34,690.50	0.28	104,578.82	0.50	49.000	16.11	15.62
	00836	CHINA RES POWER	31,867.54	0.26	66,390.96	0.32	14.080	-8.81	11.80
<b>Properties (7)</b>									
	00016	SHK PPT	171,687.44	1.40	331,792.06	1.58	129.100	11.01	11.81
	00001	CHEUNG KONG	119,576.62	0.97	277,708.10	1.33	119.900	19.54	13.96
	00101	HANG LUNG PPT	67,315.22	0.55	162,413.50	0.78	36.350	18.79	6.77
	00688	CHINA OVERSEAS	106,701.50	0.87	117,520.82	0.56	14.380	-12.32	15.70
	00012	HENDERSON LAND	55,830.25	0.45	115,327.46	0.55	53.000	-9.25	11.92
	01109	CHINA RES LAND	57,640.20	0.47	76,493.84	0.37	14.200	-19.50	15.74
	00083	SINO LAND	40,941.65	0.33	76,481.34	0.37	14.540	-3.71	11.61
<b>Commerce &amp; Industry (23)</b>									
	00941	CHINA MOBILE	499,170.69	4.07	1,549,036.24	7.40	77.200	5.97	11.83
	00883	CNOOC	236,272.80	1.92	823,700.05	3.93	18.440	51.15	24.56
	00013	HUTCHISON	177,245.03	1.44	341,069.66	1.63	80.000	49.81	24.07
	00700	TENCENT 100	214,270.24	1.75	310,054.84	1.48	168.900	0.24	51.90
	00762	CHINA UNICOM	91,805.72	0.75	262,011.41	1.25	11.120	8.17	24.33
	00857	PETROCHINA	211,864.43	1.73	214,364.82	1.02	10.160	9.01	15.82
	00494	LI & FUNG	75,858.26	0.62	181,465.20	0.87	45.100	39.84	49.54
	00004	WHARF HOLDINGS	50,694.59	0.41	164,680.90	0.79	59.800	33.63	9.41
	00066	MTR CORPORATION	24,681.43	0.20	163,359.85	0.78	28.300	5.60	16.71
	00386	SINOPEC CORP	153,453.28	1.25	124,846.83	0.60	7.440	7.67	9.19
	00019	SWIRE PACIFIC A	50,484.31	0.41	115,732.93	0.55	127.800	35.96	9.65
	01880	BELLE INT'L	45,851.60	0.37	110,825.82	0.53	13.140	45.03	38.48
	01088	CHINA SHENHUA	160,330.08	1.31	110,793.79	0.53	32.600	-14.21	17.99
	00293	CATHAY PAC AIR	28,586.61	0.23	84,380.97	0.40	21.450	48.14	17.98
	00291	CHINA RESOURCES	31,591.09	0.26	76,383.76	0.36	31.850	12.35	26.14
	00144	CHINA MER HOLD	36,507.64	0.30	75,451.62	0.36	30.700	21.58	23.06
	00267	CITIC PACIFIC	30,781.27	0.25	73,703.50	0.35	20.200	-3.35	12.38
	00017	NEW WORLD DEV	36,383.05	0.30	57,945.86	0.28	14.600	-8.52	4.88
	01898	CHINA COAL	96,244.68	0.78	49,854.89	0.24	12.140	-14.75	18.07
	00330	ESPRIT HOLDINGS	76,359.80	0.62	47,710.67	0.23	37.000	-28.50	11.06
	02038	FIH	26,387.57	0.21	38,900.87	0.19	5.430	-39.80	127.46
	01199	COSCO PACIFIC	38,028.32	0.31	36,714.06	0.18	13.540	36.35	22.67
	02600	CHALCO	72,113.20	0.59	27,962.72	0.13	7.090	-17.08	-
Total (45)			5,918,701.67	48.21	12,056,523.44	57.57			
Equity total			12,277,664.55	100.00	20,942,284.39	100.00			

\* As compared with previous year.

() The number of constituent stocks.



## Statistics on Hang Seng China Enterprises Index stocks, 2010

End of 2010

Stock code	Stock name	Turnover (HK\$mil)	% of equity total	Market capitalisation (HK\$mil)	% of equity total	Closing price (HK\$)	Change* (%)	P/E ratio (times)
00939	CGB	441,215.90	3.59	1,675,708.72	8.00	6.970	6.90	13.83
01398	ICBC	431,591.56	3.52	502,537.52	2.40	5.790	-8.28	13.48
03988	BANK OF CHINA	309,572.73	2.52	342,851.33	1.64	4.100	0.81	11.29
02318	PING AN	180,367.21	1.47	248,336.95	1.19	86.900	27.79	40.43
02628	CHINA LIFE	386,282.77	3.15	236,257.31	1.13	31.750	-17.21	24.00
00857	PETROCHINA	211,864.43	1.73	214,364.82	1.02	10.160	9.01	15.82
03328	BANKCOMM	95,013.30	0.77	207,684.00	0.99	7.830	-7.94	11.80
00386	SINOPEC CORP	153,453.28	1.25	124,846.83	0.60	7.440	7.67	9.19
01288	ABC	125,429.19	1.02	119,881.41	0.57	3.900	N/A	-
01088	CHINA SHENHUA	160,330.08	1.31	110,793.79	0.53	32.600	-14.21	17.99
03968	CM BANK	121,379.17	0.99	76,723.58	0.37	19.620	2.37	18.09
02601	CPIC	79,730.43	0.65	74,719.59	0.36	32.300	4.53	29.90
00998	CITIC BANK	65,557.28	0.53	62,505.08	0.30	5.040	-23.98	11.97
00728	CHINA TELECOM	67,157.07	0.55	56,481.06	0.27	4.070	25.62	20.09
01898	CHINA COAL	96,244.68	0.78	49,854.89	0.24	12.140	-14.75	18.07
01171	YANZHOU COAL	89,820.63	0.73	46,512.00	0.22	23.750	38.40	24.95
00753	AIR CHINA	38,524.92	0.31	39,832.23	0.19	8.730	43.82	18.72
02328	PICC P&C	42,881.03	0.35	38,914.33	0.19	11.260	60.86	61.87
00489	DONGFENG GROUP	82,267.44	0.67	38,266.81	0.18	13.400	19.86	16.25
00358	JIANGXI COPPER	86,396.66	0.70	35,450.17	0.17	25.550	39.16	28.49
01211	BYD COMPANY	91,780.37	0.75	32,398.14	0.15	40.850	-40.32	20.31
00914	ANHUI CONCH	49,617.31	0.40	31,580.28	0.15	36.450	46.09	32.29
01800	CHINA COMM CONS	37,464.15	0.31	30,107.00	0.14	6.800	-8.48	12.32
02899	ZIJIN MINING	54,213.92	0.44	28,879.22	0.14	7.210	-55.11	25.94
02600	CHALCO	72,113.20	0.59	27,962.72	0.13	7.090	-17.08	-
01988	MINSHENG BANK	38,164.91	0.31	27,445.42	0.13	6.650	-8.49	11.10
00168	TSINGTAO BREW	15,311.80	0.12	26,661.32	0.13	40.700	-5.35	37.58
02883	CHINA OILFIELD	30,273.21	0.25	25,846.91	0.12	16.840	4.86	21.23
03323	CNBM	57,415.50	0.47	25,653.42	0.12	17.820	10.96	16.31
02238	GAC GROUP	22,410.87	0.18	23,726.58	0.11	10.720	N/A	-
00390	CHINA RAILWAY	28,668.82	0.23	23,603.46	0.11	5.610	-7.12	15.26
01919	CHINA COSCO	66,348.02	0.54	21,264.14	0.10	8.240	-13.72	-
01186	CHINA RAIL CONS	30,128.00	0.25	19,434.13	0.09	9.360	-5.93	15.39
00916	CHINA LONGYUAN	38,333.39	0.31	19,273.21	0.09	7.110	-29.18	35.91
01099	SINOPHARM	43,962.76	0.36	18,706.70	0.09	27.100	-1.63	50.97
00763	ZTE	42,468.23	0.35	16,211.83	0.08	30.900	-3.44	29.07
00902	HUANENG POWER	27,607.25	0.22	14,612.63	0.07	4.110	-6.38	8.84
01138	CHINA SHIP DEV	27,133.83	0.22	13,426.56	0.06	10.360	-11.15	29.13
00347	ANGANG STEEL	52,696.91	0.43	12,921.02	0.06	11.900	-30.49	100.68
02777	R&F PROPERTIES	44,673.88	0.36	11,289.67	0.05	11.120	-18.83	10.87
		4,135,866.12	33.69	4,753,526.77	22.70			
Equity total		12,277,664.55	100.00	20,942,284.39	100.00			

\* As compared with previous year.

## Statistics on Hang Seng China-Affiliated Corporations Index stocks, 2010

End of 2010

Stock code	Stock name	Turnover (HK\$mil)	% of equity total	Market capitalisation (HK\$mil)	% of equity total	Closing price (HK\$)	Change* (%)	P/E ratio (times)
00941	CHINA MOBILE	499,170.69	4.07	1,549,036.24	7.40	77.200	5.97	11.83
00883	CNOOC	236,272.80	1.92	823,700.05	3.93	18.440	51.15	24.56
00762	CHINA UNICOM	91,805.72	0.75	262,011.41	1.25	11.120	8.17	24.33
00688	CHINA OVERSEAS	106,701.50	0.87	117,520.82	0.56	14.380	-12.32	15.70
01109	CHINA RES LAND	57,640.20	0.47	76,493.84	0.37	14.200	-19.50	15.74
00291	CHINA RESOURCES	31,591.09	0.26	76,383.76	0.36	31.850	12.35	26.14
00144	CHINA MER HOLD	36,507.64	0.30	75,451.62	0.36	30.700	21.58	23.06
00267	CITIC PACIFIC	30,781.27	0.25	73,703.50	0.35	20.200	-3.35	12.38
00836	CHINA RES POWER	31,867.54	0.26	66,390.96	0.32	14.080	-8.81	11.80
00135	KUNLUN ENERGY	46,256.26	0.38	59,745.52	0.29	12.060	16.86	45.02
00392	BEIJING ENT	23,177.42	0.19	54,821.28	0.26	48.200	-14.31	22.85
00992	LENOVO GROUP	58,825.54	0.48	49,873.77	0.24	4.980	2.47	44.99
00966	CHINA TAIPING	15,707.97	0.13	40,716.40	0.19	23.900	-4.78	45.38
01313	CHINARES CEMENT	16,948.19	0.14	38,463.61	0.18	5.900	53.25	14.74
01199	COSCO PACIFIC	38,028.32	0.31	36,714.06	0.18	13.540	36.35	22.67
00363	SHANGHAI IND H	26,486.55	0.22	36,280.78	0.17	33.600	-15.26	12.67
00606	CHINA AGRI	30,605.00	0.25	35,618.42	0.17	8.820	-13.53	17.05
03377	SINO-OCEAN LAND	40,415.21	0.33	28,699.05	0.14	5.090	-29.11	13.27
00297	SINOFERT	17,738.47	0.14	28,224.04	0.13	4.020	-7.37	-
00119	POLY HK INV	30,312.38	0.25	27,424.12	0.13	7.600	-21.81	25.33
00270	GUANGDONG INV	6,454.77	0.05	24,923.59	0.12	4.000	-11.70	12.11
03808	SINOTRUK	7,184.06	0.06	22,115.56	0.11	8.010	-11.69	16.08
00817	FRANSHION PPT	5,663.07	0.05	21,437.89	0.10	2.340	-14.60	17.07
00123	YUEXIU PROPERTY	19,452.50	0.16	19,307.55	0.09	2.080	0.78	-
00697	SHOUGANG INT'L	21,285.54	0.17	9,238.18	0.04	1.130	-41.75	122.83
		1,526,879.68	12.44	3,654,296.01	17.45			
Equity total		12,277,664.55	100.00	20,942,284.39	100.00			

\* As compared with previous year.

## Statistics on China enterprises (H shares), 2006 – 2010

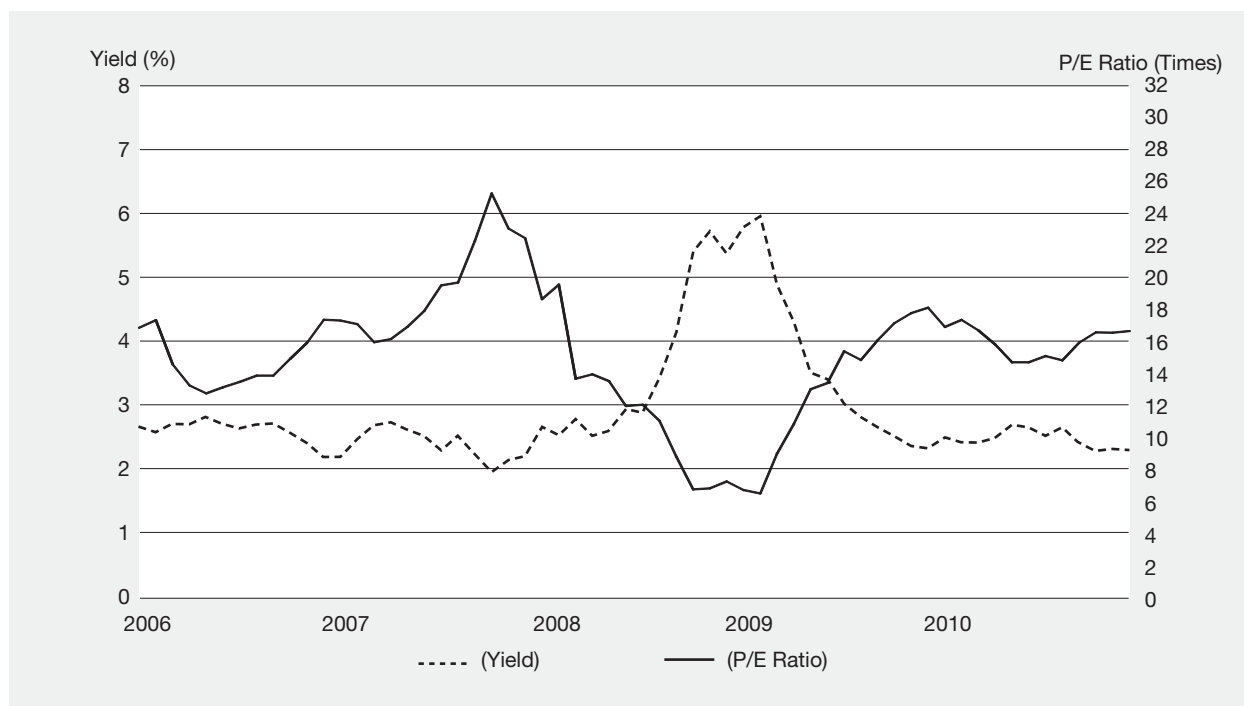
Year/Month	No. of issues	Turnover				Market capitalisation	
		Shares (mil)	% of equity total	Value (HK\$mil)	% of equity total	HK\$mil	% of equity total
2006	95	523,738.79	31.55	2,521,764.08	39.26	3,363,788.46	25.39
2007	104	874,087.85	19.64	7,748,899.57	46.93	5,056,820.09	24.62
2008	110	817,352.32	39.23	6,130,592.75	48.53	2,720,188.76	26.53
2009	116	848,968.80	23.55	5,152,805.63	44.56	4,686,418.75	26.37
2010	128	597,873.58	17.33	4,700,842.42	38.29	5,210,324.73	24.88
2010 Jan	116	63,515.04	20.31	500,954.61	42.32	4,227,620.10	25.51
2010 Feb	116	35,496.29	20.53	275,488.56	39.52	4,242,690.47	24.83
2010 Mar	116	52,151.38	15.22	397,694.32	38.19	4,576,998.66	25.54
2010 Apr	116	50,026.30	13.41	386,021.16	37.72	4,527,584.78	25.24
2010 May	116	47,573.34	19.79	378,635.21	39.35	4,327,883.79	26.01
2010 Jun	116	38,203.89	18.74	297,443.82	38.97	4,362,081.46	25.66
2010 Jul	120	47,802.45	20.93	322,235.17	42.82	4,652,641.59	25.78
2010 Aug	121	41,502.37	17.03	314,042.23	35.91	4,523,478.72	25.41
2010 Sep	122	48,769.03	15.14	396,682.38	35.03	4,905,584.06	25.08
2010 Oct	124	68,350.94	17.63	564,163.43	39.85	5,240,631.21	25.39
2010 Nov	124	60,573.81	17.69	502,850.32	34.34	5,235,988.30	25.18
2010 Dec	128	43,908.74	15.64	364,631.22	37.70	5,210,324.73	24.88

Note: Market capitalisation represents the value of the H shares only, not that of the entire issued capital of the enterprise.

## Statistics on red chips stocks, 2006 – 2010

Year/Month	No. of issues	Turnover				Market capitalisation	
		Shares (mil)	% of equity total	Value (HK\$mil)	% of equity total	HK\$mil	% of equity total
2006	86	233,720.06	14.08	1,100,508.90	17.13	2,951,581.05	22.28
2007	89	404,569.51	9.09	2,725,604.54	16.51	5,514,059.49	26.85
2008	89	230,427.06	11.06	2,283,227.61	18.08	2,874,906.69	28.04
2009	92	352,961.37	9.79	1,936,589.39	16.75	3,862,143.29	21.73
2010	97	252,722.57	7.32	1,928,712.11	15.71	4,380,687.29	20.92
2010 Jan	92	32,391.69	10.36	196,421.36	16.59	3,687,788.11	22.25
2010 Feb	92	16,697.03	9.66	118,398.39	16.98	3,875,769.37	22.68
2010 Mar	92	29,335.22	8.56	169,845.97	16.31	3,941,582.50	21.99
2010 Apr	92	24,136.99	6.47	165,244.25	16.15	3,994,856.18	22.27
2010 May	92	20,214.13	8.41	148,084.10	15.39	3,730,176.23	22.42
2010 Jun	92	14,951.28	7.33	116,784.86	15.30	3,889,993.32	22.88
2010 Jul	93	15,460.96	6.77	118,110.39	15.69	4,014,755.48	22.25
2010 Aug	92	17,395.06	7.14	147,405.52	16.85	4,016,301.53	22.56
2010 Sep	92	21,201.49	6.58	225,155.55	19.88	4,259,662.85	21.78
2010 Oct	96	23,466.12	6.05	194,231.68	13.72	4,338,911.62	21.02
2010 Nov	97	22,434.75	6.55	190,851.92	13.03	4,331,900.07	20.83
2010 Dec	97	15,037.85	5.36	138,178.14	14.29	4,380,687.29	20.92

## Average dividend yields and average price earnings ratios movement, 2006 – 2010



## Average dividend yields and average price earning ratios of HSI, HSCEI and HSCCI stocks\*, 2006 – 2010

Year/Month	Average dividend yields (%)			Average price earning ratios (Times)		
	HSI	HSCEI	HSCCI	HSI	HSCEI	HSCCI
2006	2.69	1.34	1.73	15.83	21.35	20.25
2007	2.08	1.04	1.30	21.07	29.88	32.69
2008	4.93	3.80	2.97	8.52	10.50	12.86
2009	2.99	2.20	2.77	19.57	19.88	15.82
2010	2.65	2.23	1.74	17.06	16.90	19.63
2010 Jan	3.25	2.45	2.89	18.00	17.87	15.16
2010 Feb	3.19	2.44	2.76	18.39	17.94	15.88
2010 Mar	2.84	2.17	1.82	16.65	17.08	17.62
2010 Apr	2.94	2.35	1.87	16.59	15.89	18.23
2010 May	3.14	2.48	2.03	15.53	15.00	17.29
2010 Jun	3.08	2.42	1.96	15.93	15.23	17.76
2010 Jul	2.95	2.33	1.86	16.18	15.82	18.70
2010 Aug	3.02	2.44	1.84	15.80	15.15	18.91
2010 Sep	2.71	2.25	1.73	16.77	16.52	19.99
2010 Oct	2.63	2.12	1.73	17.04	17.54	19.98
2010 Nov	2.64	2.19	1.77	16.94	17.01	19.52
2010 Dec	2.65	2.23	1.74	17.06	16.90	19.63

\* Month-end or year-end figures

## Average dividend yields of all listed stocks by Hang Seng Industry Classification System\*, 2006 – 2010

(%)

Year/Month	All listed stocks	Energy	Materials	Industrial Goods	Consumer Goods	Services	Telecommunications	Utilities	Financials	Properties & Construction	Information Technology	Conglomerates
2006	2.19	2.56	1.57	1.87	2.28	2.41	1.78	3.40	2.16	2.11	1.29	2.83
2007	2.21	1.86	0.94	1.39	1.62	2.18	2.29	2.45	2.87	1.80	0.68	2.23
2008	5.38	4.22	3.80	3.80	4.55	6.85	6.64	3.71	6.06	3.53	2.85	5.25
2009	2.33	2.54	0.79	1.00	1.77	1.84	3.95	2.45	2.68	1.69	0.78	2.52
2010	2.31	2.04	1.11	1.05	1.88	1.76	3.40	2.42	2.81	1.98	1.09	2.26
2010 Jan	2.50	2.74	0.84	1.05	1.86	1.84	3.98	2.58	2.93	1.93	0.83	2.74
Feb	2.43	2.60	0.83	1.02	1.81	1.79	3.83	2.52	2.92	1.83	0.86	2.35
Mar	2.42	2.45	0.86	1.08	1.90	1.75	3.51	2.58	2.98	1.95	0.84	2.59
Apr	2.50	2.37	1.09	1.28	1.96	1.62	3.37	2.64	3.08	2.27	0.84	2.78
May	2.70	2.60	1.24	1.43	2.15	1.77	3.54	2.74	3.30	2.45	1.01	3.03
Jun	2.66	2.57	1.39	1.53	2.13	1.74	3.33	2.63	3.23	2.41	1.16	2.97
Jul	2.53	2.56	1.31	1.38	2.10	1.61	3.31	2.58	3.00	2.25	1.10	2.79
Aug	2.66	2.69	1.40	1.57	2.25	1.97	3.38	2.57	3.23	2.22	1.07	2.76
Sep	2.41	2.43	1.27	1.34	1.87	1.61	3.33	2.43	3.01	2.03	0.94	2.40
Oct	2.29	2.24	1.21	1.26	1.85	1.52	3.36	2.41	2.74	1.96	0.93	2.36
Nov	2.32	2.19	1.21	1.06	1.84	1.75	3.43	2.42	2.78	2.00	0.96	2.34
Dec	2.31	2.04	1.11	1.05	1.88	1.76	3.40	2.42	2.81	1.98	1.09	2.26

Note: Month-end or year-end figures

\* Industry Classification is provided by Hang Seng Indexes Company Limited.

## Average price earnings ratios of all listed stocks by Hang Seng Industry Classification System\*, 2006 – 2010

(Times)

Year/Month	All listed stocks	Energy	Materials	Goods	Industrial Goods	Consumer Goods	Services	Telecommunications	Utilities	Financials	Construction	Properties & Technology	Information Conglomerates
2006	17.37	14.10	20.27	16.41	19.51	15.34	23.34	13.75	21.24	10.67	28.80	12.72	
2007	22.47	22.01	24.64	17.45	26.43	22.07	36.54	19.87	21.14	18.82	36.08	15.13	
2008	7.26	8.61	5.45	5.76	8.91	3.77	9.86	11.55	8.55	5.17	8.89	4.68	
2009	18.13	13.93	29.23	23.29	23.87	12.74	10.52	20.37	20.12	20.62	41.71	20.04	
2010	16.67	21.01	21.93	28.30	23.31	24.37	13.00	18.73	18.28	9.56	33.42	12.02	
2010 Jan	16.92	12.87	27.43	22.36	23.23	12.84	10.44	19.37	18.40	18.03	39.06	18.46	
Feb	17.36	13.55	27.10	23.01	23.83	13.16	10.86	21.27	18.42	18.88	40.39	18.96	
Mar	16.71	13.54	26.73	23.65	22.15	19.63	11.83	20.18	17.50	14.72	38.13	11.77	
Apr	15.82	17.20	20.57	19.61	20.99	20.12	12.32	17.92	16.47	11.37	37.99	10.89	
May	14.71	15.89	17.87	17.52	19.14	18.46	12.10	17.28	15.40	10.59	32.01	9.98	
Jun	14.71	16.10	15.89	16.58	19.26	18.54	12.89	17.97	15.68	10.09	28.87	10.18	
Jul	15.10	16.23	17.31	18.37	19.38	19.67	12.96	17.69	16.84	9.54	30.95	10.78	
Aug	14.84	16.05	17.06	18.65	20.07	19.11	13.09	17.78	16.08	9.32	29.19	11.18	
Sep	15.95	17.66	19.02	21.96	23.52	21.12	13.30	18.77	17.26	9.52	33.44	12.46	
Oct	16.58	19.10	19.92	22.99	23.83	22.45	13.18	18.95	18.87	9.71	33.64	11.50	
Nov	16.56	19.59	20.23	28.10	23.87	24.58	12.89	18.73	18.45	9.44	33.12	11.62	
Dec	16.67	21.01	21.93	28.30	23.31	24.37	13.00	18.73	18.28	9.56	33.42	12.02	

Note: Month-end or year-end figures

\* Industry Classification is provided by Hang Seng Indexes Company Limited.

## Cash dividend payout by Hang Seng Industry Classification System\*, 2006 – 2010

Year/Month	No. of companies declared	No. of companies paid	Energy (HK\$mil)	Materials (HK\$mil)	Industrial Goods (HK\$mil)	Consumer Goods (HK\$mil)	Services (HK\$mil)	Telecommunications (HK\$mil)	Utilities (HK\$mil)	Financials (HK\$mil)	Properties & Construction (HK\$mil)	Information Technology (HK\$mil)	Conglomerates (HK\$mil)	Total dividend payout (HK\$mil)
2006	971	571	20,866.76	4,167.24	2,736.42	17,790.48	25,856.97	34,318.50	15,610.09	110,908.17	32,562.65	4,367.91	24,082.14	293,267.32
2007	1,036	626	28,143.32	5,571.33	4,546.86	22,054.18	31,764.16	76,685.32	15,464.62	183,150.07	53,941.83	5,229.02	28,168.72	454,719.42
2008	1,081	648	29,995.81	7,917.68	4,192.89	29,964.40	37,416.40	94,446.35	16,298.39	212,757.30	46,192.55	7,962.63	30,535.10	517,669.50
2009	1,098	577	32,662.50	4,342.12	2,873.49	25,742.58	19,323.80	71,335.07	15,298.83	141,661.94	40,123.59	6,254.33	21,394.52	381,012.77
2010	1,206	684	34,384.65	7,584.88	4,878.70	42,022.06	29,681.69	65,858.59	17,336.18	184,929.76	56,842.08	7,171.14	26,438.18	477,127.90
2010														
Jan	22	10	-	12.24	62.49	1,394.60	289.04	-	26.55	10,903.78	1,314.11	17.73	7.69	14,028.24
Feb	46	26	-	-	-	917.22	15.84	-	-	142.73	161.39	-	-	1,237.17
Mar	446	298	-	-	4.92	965.46	584.60	-	-	3,906.46	1,149.00	-	395.29	7,005.73
Apr	391	168	-	3.69	-	1,687.68	369.37	229.98	2,213.65	1,127.42	674.09	631.03	-	6,936.92
May	37	12	17.52	1,153.10	626.80	8,398.92	3,088.36	30,572.96	4,831.98	32,088.74	8,683.55	768.74	8,940.24	99,170.92
Jun	89	56	17,514.78	3,287.17	1,126.91	6,805.05	7,513.42	5,525.62	3,772.97	31,774.76	16,254.56	1,602.69	7,221.56	102,399.48
Jul	195	83	792.37	505.28	967.99	2,949.75	1,703.22	290.67	1,044.79	66,069.10	5,820.80	105.79	1,053.14	81,302.89
Aug	832	272	699.78	424.51	292.78	2,734.66	943.65	-	-	7,199.10	1,804.23	2,446.46	-	16,545.18
Sep	32	18	14,863.61	1,194.12	887.82	8,210.86	5,030.88	28,647.82	2,676.14	10,050.75	6,021.24	137.64	5,010.63	82,731.49
Oct	50	23	293.71	75.81	148.45	4,162.70	3,952.64	370.89	1,487.91	18,790.48	3,103.25	853.24	2,712.59	35,951.66
Nov	278	101	-	542.26	452.84	730.45	1,381.49	210.27	-	730.91	5,282.05	-	-	9,330.29
Dec	22	12	202.90	386.71	307.69	3,064.70	4,809.18	10.38	1,282.18	2,145.52	6,573.81	607.82	1,097.04	20,487.93

Note: Foreign companies excluded

\* Hang Seng Industry Classification System (HSICS) is provided by Hang Seng Indexes Company Limited.

## Short selling transactions by designated stock, 2010

Stock code	Name	Number of shares*	Value of transactions* (HK\$)
01361	361 DEGREES	78,306,000	501,949,550
00800	A8 DIGITALMUSIC	4,510,000	17,737,960
02018	AAC ACOUSTIC	46,908,000	714,898,720
01288	ABC	3,470,870,000	13,525,633,900
02821	ABF PAIF	52,520	50,380,551
03383	AGILE PROPERTY	669,708,000	6,459,129,680
01299	AIA	117,878,600	2,758,887,440
00753	AIR CHINA	427,442,000	3,526,232,940
00538	AJISEN (CHINA)	20,140,000	212,479,190
00328	ALCO HOLDINGS	48,000	134,340
01688	ALIBABA	356,761,000	5,601,725,100
00373	ALLIED GROUP	6,000	152,600
00056	ALLIED PPT (HK)	564,000	884,120
00347	ANGANG STEEL	668,078,000	8,204,695,620
00914	ANHUI CONCH	229,428,000	7,667,795,500
00995	ANHUIEXPRESSWAY	14,016,000	75,110,880
02020	ANTA SPORTS	203,227,000	2,865,586,410
03337	ANTON OILFIELD	1,948,000	1,498,480
01104	APAC RESOURCES	2,420,000	1,348,800
00931	ARTEL GROUP	13,440,000	5,581,975
00789	ARTINI	433,000	384,770
00743	ASIA CEMENT CH	11,352,000	43,680,045
00662	ASIA FINANCIAL	74,000	204,540
00522	ASM PACIFIC	46,279,800	3,225,849,995
01717	AUSNUTRIA	22,178,000	109,167,180
00232	AVIC INT'L	1,184,000	477,360
02357	AVICHINA	42,004,000	149,186,000
03988	BANK OF CHINA	4,878,737,000	20,167,892,340
00023	BANK OF E ASIA	73,983,974	2,203,723,600
03328	BANKCOMM	1,230,556,960	10,365,257,560
02355	BAOYE GROUP	754,000	4,103,040
01338	BAWANG GROUP	186,938,000	864,259,360
02009	BBMG	11,854,500	127,866,545
00694	BEIJING AIRPORT	189,742,000	831,769,500
00154	BEIJING DEV(HK)	811,000	1,372,690
00392	BEIJING ENT	34,186,500	1,797,410,025
00588	BEIJING N STAR	5,776,000	13,234,440
01880	BELLE INT'L	316,767,000	3,637,421,920
08035	BINHAI INV	264,000	181,720
00039	BIO-DYNAMIC	1,652,000	2,233,920
02868	BJ CAPITAL LAND	54,816,000	132,996,980
02388	BOC HONG KONG	340,941,940	7,255,591,379
00653	BONJOUR HOLD	32,590,000	52,735,680
03998	BOSIDENG	120,380,000	368,710,960
01114	BRILLIANCE CHI	459,422,000	1,908,026,480
00024	BURWILL	28,198,000	16,406,670
01211	BYD COMPANY	205,624,500	12,036,468,325
00285	BYD ELECTRONIC	37,703,000	202,984,205
01224	C C LAND	145,395,000	443,006,390
08206	C COMM TELE SER	2,000	4,140
00591	C HIGHPRECISION	6,680,000	36,425,900
00735	C P NEW ENERGY	62,560,000	44,693,200
01094	C P PROCUREMENT	39,068,000	38,920,600
01194	C PRECIOUSMETAL	14,338,000	25,478,660
08116	C PUBLIC HEALTH	2,850,000	325,875
00658	C TRANSMISSION	215,701,000	3,526,186,620
00362	C ZENITH CHEM	22,250,000	5,658,930
00043	C.P. POKPHAND	3,506,000	3,454,920
00341	CAFE DE CORAL H	9,574,000	183,922,580
00293	CATHAY PAC AIR	175,374,547	3,258,874,161
00939	CCB	4,714,386,229	31,226,083,159
00661	CDAYENONFER	2,640,000	1,484,090
00832	CENTRAL CHINA	2,301,000	4,377,180
01155	CENTRON TELECOM	2,180,000	4,977,670
00355	CENTURY C INT'L	5,332,000	3,278,120
00633	CH ALL ACCESS	148,000	293,440
00569	CH AUTOMATION	7,219,000	41,447,600
00910	CH GRAND FOREST	69,042,000	18,969,534
00773	CH METAL RECYCL	28,261,200	224,831,742
01101	CH RONGSHENG	609,000	3,929,515
02600	CHALCO	1,568,340,000	11,414,877,720
02778	CHAMPION REIT	169,807,000	668,093,510
00092	CHAMPION TECH	170,000	50,310
01039	CHANGFENG AXLE	319,000	1,540,310
00682	CHAODA MODERN	492,308,000	3,568,104,500
00951	CHAOWEI POWER	8,000	19,760
01812	CHENMING PAPER	18,523,000	123,778,680
00001	CHEUNG KONG	146,557,400	15,407,978,135
00449	CHIGO HOLDING	16,458,000	66,040,880
00031	CHINA AEROSPACE	52,480,000	58,165,660
00606	CHINA AGRI	266,934,000	2,680,523,150
03883	CHINA AOYUAN	12,232,000	15,691,650
03983	CHINA BLUECHEM	101,958,000	540,504,400
00217	CHINA CHENGTONG	1,288,000	777,380
01898	CHINA COAL	414,908,000	5,093,221,960
01800	CHINA COMM CONS	361,692,000	2,625,399,960
01006	CHINA CORN OIL	1,967,000	10,921,390
01919	CHINA COSCO	875,744,000	8,153,277,380

## Short selling transactions by designated stock, 2010 (continued)

Stock code	Name	Number of shares*	Value of transactions* (HK\$)
03818	CHINA DONGXIANG	523,487,000	2,390,246,790
00670	CHINA EAST AIR	271,990,000	1,074,107,960
00257	CHINA EB INT'L	132,184,000	520,335,950
00165	CHINA EB LTD	83,646,000	1,622,847,780
01185	CHINA ENERGINE	15,322,000	12,930,680
00228	CHINA ENERGY	9,254,000	4,241,660
00506	CHINA FOODS	146,128,000	839,221,660
00930	CHINA FORESTRY	10,606,000	34,532,780
00384	CHINA GAS HOLD	219,176,000	897,467,860
00904	CHINA GREEN	53,247,000	432,048,300
00256	CHINA HAIDIAN	3,670,000	4,075,880
02128	CHINA LIANSU	24,895,000	114,613,310
02628	CHINA LIFE	1,212,273,092	41,809,392,897
01234	CHINA LILANG	36,949,000	351,223,220
00916	CHINA LONGYUAN	390,337,000	3,180,110,130
00144	CHINA MER HOLD	168,232,000	4,634,087,100
00133	CHINA MERCHANTS	332,000	6,001,800
00340	CHINA MINING	1,432,000	307,408
00941	CHINA MOBILE	497,805,150	38,513,470,832
00603	CHINA OIL & GAS	41,220,000	40,093,600
02883	CHINA OILFIELD	165,532,000	1,904,236,540
00581	CHINA ORIENTAL	232,000	686,140
00688	CHINA OVERSEAS	1,038,650,000	16,354,238,440
01093	CHINA PHARMA	114,322,000	515,311,140
02380	CHINA POWER	95,108,000	170,067,130
00866	CHINA QINFAN	2,408,000	8,944,380
01186	CHINA RAIL CONS	237,576,500	2,381,996,370
00390	CHINA RAILWAY	438,216,000	2,508,065,090
00769	CHINA RAREEARTH	78,948,000	255,889,320
01193	CHINA RES GAS	6,842,000	75,834,220
01109	CHINA RES LAND	539,656,000	8,203,817,680
00836	CHINA RES POWER	95,924,000	1,522,799,560
00291	CHINA RESOURCES	82,652,000	2,389,798,800
02198	CHINA SANJIANG	3,000	8,360
01966	CHINA SCE PPT	1,001,000	2,130,520
01088	CHINA SHENHUA	290,863,500	9,728,120,875
01138	CHINA SHIP DEV	215,228,000	2,550,732,600
00155	CHINA SOLAR	1,860,000	417,560
01055	CHINA SOUTH AIR	458,750,000	2,008,419,780
03838	CHINA STARCH	21,755,000	24,824,550
03311	CHINA STATE CON	98,520,000	447,083,120
00966	CHINA TAIPING	43,772,200	1,150,656,600
00728	CHINA TELECOM	1,943,678,200	7,322,515,348
00269	CHINA TIMBER	100,000	29,000
00308	CHINA TRAVEL HK	127,444,000	249,570,560
00762	CHINA UNICOM	1,418,668,864	14,544,210,170
00855	CHINA WATER	7,920,000	23,874,440
00182	CHINA WINDPOWER	52,580,000	42,232,600
01333	CHINA ZHONGWANG	203,585,200	1,125,300,128
00552	CHINACOMSERVICE	145,714,000	595,492,400
01838	CHINAPROPERTIES	7,547,000	17,296,660
01313	CHINARES CEMENT	102,090,000	491,558,960
00354	CHINASOFT INT'L	2,420,000	4,726,700
01668	CHINASOUTH CITY	9,028,000	11,929,280
01060	CHINAVISION	1,530,000	1,037,300
00893	CHINAVTM MINING	18,870,000	77,191,690
00127	CHINESE EST H	32,761,500	413,514,730
01111	CHONG HING BANK	1,631,000	25,763,690
01053	CHONGQING IRON	21,922,000	47,646,260
02722	CHONGQING M&E	24,318,000	50,831,700
00116	CHOW SANG SANG	10,136,000	176,255,820
01938	CHU KONG PIPE	3,946,000	11,723,460
03899	CIMC ENRIC	1,030,000	5,364,920
00241	CITIC 21CN	7,250,000	8,825,920
00998	CITIC BANK	835,247,000	4,469,301,920
00267	CITIC PACIFIC	85,175,000	1,449,235,520
01205	CITIC RESOURCES	103,174,000	194,913,120
01883	CITIC TELECOM	42,807,000	111,411,370
01137	CITY TELECOM	4,619,000	21,375,380
01038	CKI HOLDINGS	31,654,000	1,010,913,900
00775	CKLIFE SCIENCES	1,934,000	970,460
00002	CLP HOLDINGS	63,774,892	3,637,393,743
03968	CM BANK	1,053,865,014	20,815,629,770
03993	CMOC	164,537,000	1,022,219,000
03323	CNBM	415,116,000	6,120,909,600
00883	CNOOC	1,468,497,436	20,277,966,997
00906	COFCO PACKAGING	423,000	3,579,090
02342	COMBA	116,140,500	1,080,284,300
00712	COMTEC SOLAR	782,000	1,851,900
00517	COSCO INTL HOLD	38,426,000	164,498,660
01199	COSCO PACIFIC	175,422,526	1,967,066,537
01043	COSLIGHT TECH	7,590,000	57,511,120
02228	COSTIN NEW MAT	131,000	998,850
02007	COUNTRY GARDEN	409,292,000	1,064,979,750
02601	CPIC	151,484,600	4,741,858,990
00032	CROSS-HAR(HOLD)	208,000	1,357,180
02866	CSCL	1,090,535,000	3,295,630,360
00497	CSI PROPERTIES	7,380,000	1,538,360



## Short selling transactions by designated stock, 2010 (continued)

Stock code	Name	Number of shares*	Value of transactions* (HK\$)
01766	CSR	127,058,000	912,790,510
03898	CSR TIMES ELEC	39,507,000	929,579,260
00440	DAH SING	7,625,600	363,850,280
02356	DAH SING BANKING	16,259,600	197,133,368
02880	DALIAN PORT	32,780,000	109,753,880
00271	DAN FORM HOLD	728,000	609,020
00210	DAPHNE INT'L	70,472,000	536,897,040
00991	DATANG POWER	901,914,000	2,927,670,240
01828	DCH HOLDINGS	20,346,000	157,098,370
01163	DEJIN RES	7,298,000	4,072,980
00203	DENWAY MOTORS	228,976,000	948,734,340
00113	DICKSON CONCEPT	585,500	4,081,020
01072	DONGFANG ELEC	56,803,000	1,865,729,060
00489	DONGFENG GROUP	601,986,000	6,940,073,300
00828	DYNASTY WINES	2,056,000	9,573,060
02368	EAGLE NICE	1,334,000	3,417,500
00163	EMPEROR IHL	620,000	1,058,920
00887	EMPEROR WATCH&J	34,260,000	40,489,750
00622	ENERCHINA HOLD	1,368,000	194,604
00128	ENM HOLDINGS	6,008,000	5,124,920
02688	ENN ENERGY	46,248,000	962,404,520
00330	ESPRIT HOLDINGS	151,535,911	7,162,223,927
03333	EVERGRANDE	432,854,000	1,393,191,110
00858	EXTRAWELL PHAR	3,930,000	4,026,800
00052	FAIRWOOD HOLD	87,500	697,815
01777	FANTASIA	10,066,500	14,343,720
00035	FE CONSORT INTL	17,332,000	40,988,110
02038	FIH	635,054,000	4,530,769,880
00142	FIRST PACIFIC	63,276,000	368,975,160
00227	FIRST SHANGHAI	2,920,000	4,157,920
00038	FIRST TRACTOR	19,080,000	120,966,840
00923	FOOK WOO GROUP	27,584,000	74,756,120
02337	FORTE LAND	24,542,000	55,355,900
00656	FOSUN INTL	48,243,500	275,430,540
00817	FRANSHION PPT	193,888,000	472,019,000
00636	FUBON BK (HK)	7,786,000	27,596,120
00546	FUFENG GROUP-1K	91,780,000	587,867,720
00639	FUSHAN ENERGY	401,204,000	2,163,993,920
02238	GAC GROUP	73,636,000	840,265,020
00027	GALAXY ENT	190,773,000	1,051,001,240
00175	GEELY AUTO	1,469,035,000	5,102,678,550
00678	GENTING HK	25,000	91,750
00064	GET NICE	2,510,000	1,247,620
00709	GIORDANO INT'L	29,572,000	109,381,680
00809	GLOBAL BIO-CHEM	228,328,000	295,373,200
03889	GLOBAL SWEET	2,428,000	4,239,260
00845	GLORIOUS PPT H	1,536,000	4,351,330
00393	GLORIOUS SUN	654,000	2,008,220
03308	GOLDEN EAGLE	68,243,000	1,141,248,230
00801	GOLDEN MEDITECH	38,324,000	70,022,120
01031	GOLDEN RESORTS	5,250,000	2,753,560
00283	GOLDIN PPT	198,000	759,900
02208	GOLDWIND	22,720,400	401,293,942
00493	GOME	1,989,731,000	5,154,468,505
00041	GREAT EAGLE H	6,913,000	149,320,910
00074	GREAT WALL TECH	6,164,000	21,359,020
02333	GREATWALL MOTOR	78,663,500	1,332,103,535
01318	GREENS HOLDINGS	1,124,000	1,971,040
00270	GUANGDONG INV	77,300,000	310,202,040
01203	GUANGNAN (HOLD)	386,000	629,180
00525	GUANGSHEN RAIL	157,796,000	478,517,200
00874	GUANGZHOU PHAR	12,112,000	115,437,540
00317	GUANGZHOU SHIP	3,012,000	41,457,120
00053	GUOCO GROUP	1,071,000	90,706,750
01788	GUOTAI JUNAN I	1,189,000	5,654,660
00405	GZI REIT	5,009,000	17,445,810
01052	GZI TRANSPORT	16,382,000	66,486,320
00044	HAECO	4,327,200	432,427,140
01169	HAIER ELEC	64,742,000	354,610,430
01882	HAITIAN INT'L	3,968,000	28,274,400
00010	HANG LUNG GROUP	29,100,000	1,278,789,650
00101	HANG LUNG PPT	216,962,000	7,164,751,650
00011	HANG SENG BANK	53,543,442	6,014,632,038
00448	HANG TEN GROUP	3,540,000	7,776,240
00667	HANNSTAR BOARD	958,000	1,252,980
00474	HAO TIAN RES GP	1,172,000	1,093,040
01133	HARBIN POWER	127,226,000	983,424,960
00097	HENDERSON INV	28,163,000	22,144,080
00012	HENDERSON LAND	148,047,293	7,805,501,012
00197	HENG TAI	27,865,000	31,666,450
01044	HENGAN INT'L	52,212,000	3,181,089,775
03389	HENGDELI	269,312,000	1,078,502,600
00818	HI SUN TECH	56,622,000	203,853,120
01393	HIDILI INDUSTRY	323,426,000	2,434,737,310
00003	HK & CHINA GAS	220,159,153	4,144,141,302
00006	HK ELECTRIC	69,611,000	3,254,585,400
00050	HK FERRY (HOLD)	87,000	624,850
00045	HK&S HOTELS	12,053,000	149,090,350

## Short selling transactions by designated stock, 2010 (continued)

Stock code	Name	Number of shares*	Value of transactions* (HK\$)
00190	HKC (HOLDINGS)	54,376,000	28,179,560
00388	HKEX	183,890,800	26,547,897,800
00480	HKR INT'L	4,846,400	16,896,600
02882	HKRH	13,144,000	15,027,640
02626	HNC	101,118,000	313,384,940
00196	HONGHUA GROUP	59,980,000	74,037,970
00733	HOPEFLUENT	116,000	494,320
00054	HOPEWELL HOLD	12,617,500	295,113,875
00737	HOPEWELL INFRA	23,200,500	126,749,485
00754	HOPSON DEV HOLD	139,102,000	1,372,530,700
02828	HS H-SHARE ETF	41,021,600	4,922,981,180
02833	HS HSI ETF	901,300	190,318,850
00005	HSBC HOLDINGS	691,017,672	54,854,403,085
00820	HSBCDRAGON FUND	75,000	582,210
00587	HUA HAN	31,300,000	84,756,800
00336	HUABAO INTL	95,716,000	964,989,310
01071	HUADIAN POWER	98,818,000	195,615,280
00364	HUAFENG GROUP	604,000	394,800
00902	HUANENG POWER	825,268,000	3,715,769,520
01280	HUIYIN APP	1,658,000	3,494,160
01886	HUIYUAN JUICE	110,629,500	611,202,850
00704	HUSCOKE RES	1,270,000	533,570
02332	HUTCH TELECOM	32,048,000	68,258,210
00013	HUTCHISON	414,632,488	27,918,429,908
00215	HUTCHTEL HK	18,298,000	29,871,420
00014	HYSAN DEV	25,376,000	644,551,710
00999	I.T	15,836,000	84,236,580
01398	ICBC	5,375,929,065	31,832,540,254
00349	ICBC (ASIA)	17,442,000	388,602,490
01683	IMM	23,676,500	158,707,195
00596	INSPUR INT'L	38,535,000	34,084,550
01833	INTIME	91,663,000	929,298,030
03010	ISHARES APEX 50	412,600	13,903,400
03032	ISHARES APEX M	510,000	19,856,000
03004	ISHARES APEX S	10,400	467,620
02801	ISHARES CHINA	4,992,200	101,458,966
02802	ISHARES EM ASIA	47,600	2,023,840
02836	ISHARES INDIA	27,888,000	511,581,278
00177	JIANGSU EXPRESS	126,556,000	983,908,580
00358	JIANGXI COPPER	620,603,000	10,834,153,450
00814	JINGKELONG	698,000	6,219,000
00137	JINHUI HOLDINGS	26,000	74,750
02006	JINJIANG HOTELS	25,996,000	56,248,540
00908	JIUZHOU DEV	148,000	125,660
00179	JOHNSON ELEC H	107,134,000	460,423,035
03336	JU TENG INTL	49,520,000	246,196,840
00173	K. WAH INT'L	54,797,000	159,987,490
01638	KAISA GROUP	310,000	513,300
08203	KAISUN ENERGY	1,150,000	955,400
01888	KB LAMINATES	36,690,000	264,416,390
00683	KERRY PPT	49,086,500	1,949,726,225
00663	KING STONE ENGY	243,140,000	57,939,540
00148	KINGBOARD CHEM	28,168,000	1,087,889,675
00268	KINGDEE INT'L	85,690,000	291,252,880
03888	KINGSOFT	39,067,000	198,509,210
00381	KIU HUNG ENERGY	860,000	432,750
00034	KOWLOON DEV	14,285,000	125,053,100
00135	KUNLUN ENERGY	172,438,000	1,798,612,600
01813	KWG PROPERTY	170,833,000	945,809,405
00746	L & M HOLDING	512,000	3,750,340
02974	L & M PAPER-OLD	1,393,600	8,156,128
01125	LAI FUNG HOLD	683,000	174,915
00488	LAI SUN DEV	25,720,000	5,507,762
00503	LANSEN PHARMA	23,000	96,980
00738	LE SAUNDA HOLD	196,000	875,220
02314	LEE & MAN PAPER	296,300,000	1,797,608,590
00992	LENOVO GROUP	1,075,566,000	5,508,426,020
00494	LI & FUNG	244,825,120	9,394,670,046
02331	LI NING	239,652,500	5,829,091,315
00980	LIANHUA	5,061,000	146,577,250
01212	LIFESTYLE INT'L	26,597,000	432,061,675
02005	LIJUN INT'L	38,425,000	102,212,800
03330	LINGBAO GOLD	3,608,000	24,122,480
00823	LINK REIT	61,518,000	1,316,616,415
00226	LIPPO	575,000	1,442,300
00156	LIPPO CHINA RES	24,000	5,692
00968	LITTLE SHEEP	1,969,000	9,242,890
00558	LK TECH	102,500	289,825
00973	L'OCCITANE	4,411,000	96,685,181
00960	LONGFOR PPT	73,082,500	625,763,375
03339	LONKING	168,307,000	871,617,580
00590	LUK FOOK HOLD	12,478,000	264,802,160
00067	LUMENA	44,820,000	130,250,360
08058	LUOXIN PHARMA	66,000	678,680
00323	MAANSHAN IRON	937,458,000	4,174,929,480
01999	MAN WAH HLDGS	1,141,200	14,084,424
00848	MAOYE INT'L	43,465,000	125,463,290
01618	MCC	237,416,000	940,562,030

## Short selling transactions by designated stock, 2010 (continued)

Stock code	Name	Number of shares*	Value of transactions* (HK\$)
00419	MEDIACHINA CORP	14,450,000	725,500
00391	MEI AH ENTER	8,000,000	1,378,480
00953	MEIKE INT'L	92,000	162,360
00357	MEILAN AIRPORT	400,000	3,546,600
00200	MELCO INT'L DEV	130,421,000	492,204,130
02319	MENGNU DAIRY	161,736,000	3,767,270,700
01200	MIDLAND HOLDING	214,332,000	1,505,986,580
01208	MIN RESOURCES	47,608,000	222,677,240
00222	MIN XIN HOLD	254,000	843,000
03828	MING FAI INT'L	1,364,000	4,335,150
00860	MING FUNG JEWEL	2,810,000	1,825,050
00846	MINGFA GROUP	501,000	1,234,470
00230	MINMETALS LAND	13,960,000	23,175,340
01988	MINSHENG BANK	528,335,000	3,912,240,950
00425	MINTH GROUP	33,344,000	376,572,120
00947	MOBI DEV	490,000	1,107,990
00975	MONGOL MINING	1,045,000	8,859,585
00402	MONGOLIA INV	1,000,000	209,500
00066	MTR CORPORATION	44,788,079	1,240,624,885
00233	MY MEDICARE	122,930,000	131,266,100
00680	NAN HAI CORP	150,000	9,350
02689	ND PAPER	206,830,000	2,511,914,000
01868	NEO-NEON	13,866,500	68,891,945
00917	NEW WORLD CHINA	42,960,000	117,635,840
00017	NEW WORLD DEV	147,603,381	2,144,667,636
00055	NEWAY GROUP	260,000	72,800
00166	NEWTIMES ENERGY	16,540,000	5,217,336
00282	NEXT MEDIA	296,000	379,760
00061	NORTH ASIA RES	850,000	804,300
02222	NVC LIGHTING	11,276,000	45,143,260
00825	NWDS CHINA	26,599,000	188,446,530
00659	NWS HOLDINGS	21,463,000	297,135,520
03366	OCT (ASIA)	1,104,000	5,281,180
00877	O-NET COMM GP	3,217,000	18,130,890
00316	OOIL	21,232,500	1,265,768,575
01132	ORANGE SKY G H	1,445,000	1,407,000
01174	PACIFIC ANDES	7,076,000	9,803,560
02343	PACIFIC BASIN	284,635,000	1,653,036,110
01382	PACIFICTEXTILES	7,666,000	36,902,670
03368	PARKSON GROUP	220,014,500	2,847,803,390
00008	PCCW	222,542,000	559,524,940
00331	PCD STORES	151,208,000	386,433,300
00432	PCPD	729,000	2,196,960
01968	PEAK SPORT	134,332,000	770,991,860
00850	PETROASIAN	45,388,000	40,132,000
00857	PETROCHINA	1,732,385,400	15,740,516,203
02008	PHOENIX TV	14,212,000	32,345,180
02328	PICC P&C	547,840,178	4,540,802,915
02318	PING AN	317,653,500	22,748,796,175
00119	POLY HK INV	276,477,000	2,282,313,680
00589	PORTS	56,970,500	1,162,219,285
03813	POU SHENG INT'L	11,313,000	13,919,800
01238	POWERLONG	2,209,000	4,986,060
00803	PROSPERITY INTL	14,900,000	7,494,200
00808	PROSPERITY REIT	2,687,000	4,245,590
02378	PRU	66,000	4,160,200
00626	PUBLIC FIN HOLD	756,000	3,355,140
00498	PYI CORP	6,000	1,530
01122	QINGLING MOTORS	27,548,000	57,798,760
02777	R&F PROPERTIES	705,949,600	8,013,864,208
24003	RB-BOCHK@EC1108	16,920,000	4,781,200
26295	RBCCOAL@EC1106B	61,140,000	1,714,730
17514	RBFXA50@EC1006B	13,040,000	650,500
17952	RBPETCH@EC1006B	12,000,000	288,000
00246	REALGOLD MINING	82,165,500	1,042,140,900
00078	REGAL INT'L	2,464,000	7,114,880
01881	REGAL REIT	1,639,000	3,410,390
01387	RENHE COMM	541,764,000	877,000,100
00555	REXLOT HOLDINGS	211,375,000	163,158,500
00183	RICHFIELD GP	288,000	323,520
08136	RICHFIELD GROUP	3,088,000	3,543,760
00313	RICHLY FIELD	340,000	83,860
01098	ROAD KING INFRA	4,284,000	28,099,890
02010	RUINIAN INT'L	34,554,000	213,166,390
00486	RUSAL	32,356,000	274,696,600
00178	SA SA INT'L	44,738,000	282,095,360
01928	SANDS CHINA LTD	215,442,400	2,751,495,040
00631	SANY INT'L	36,082,000	432,339,620
02727	SH ELECTRIC	342,814,000	1,347,117,580
00568	SHANDONG MOLONG	25,600	251,244
00363	SHANGHAI IND H	30,615,000	1,067,191,800
00338	SHANGHAI PECEM	301,974,000	945,179,460
02345	SHANGHAI PRIME	2,872,000	4,446,680
00755	SHANGHAI ZENDAI	2,215,000	781,725
00069	SHANGRI-LA ASIA	36,520,000	593,827,320
00691	SHANSHUI CEMENT	85,643,000	430,116,260
00218	SHENYIN WANGUO	6,395,000	24,764,100
00152	SHENZHEN INT'L	63,527,500	37,614,730
00604	SHENZHEN INVEST	164,108,000	436,773,140

## Short selling transactions by designated stock, 2010 (continued)

Stock code	Name	Number of shares*	Value of transactions* (HK\$)
00548	SHENZHENEXPRESS	20,060,000	82,594,340
02313	SHENZHOU INTL	16,979,000	158,890,110
00813	SHIMAO PROPERTY	450,502,500	5,715,670,820
02877	SHINWAY PHARM	46,796,000	1,064,973,760
00016	SHK PPT	210,844,225	24,912,913,102
00103	SHOUGANG CENT	2,318,000	2,178,380
00697	SHOUGANG INT'L	369,364,000	528,848,080
00521	SHOUGANG TECH	866,000	435,660
00983	SHUI ON CONS	3,408,000	34,933,300
00272	SHUI ON LAND	345,365,000	1,275,359,040
00242	SHUN TAK HOLD	179,156,000	854,526,580
00107	SICHUAN EXPRESS	16,822,000	79,955,840
01863	SIJIA GROUP	220,000	1,294,670
00886	SILVER BASE	13,730,000	62,511,800
00171	SILVER GRANT	28,102,000	77,044,660
02000	SIM TECH	22,440,000	43,316,800
00750	SINGYES SOLAR	1,918,000	8,603,400
01177	SINO BIOPHARM	137,212,000	414,917,120
00083	SINO LAND	279,054,000	4,105,805,600
00702	SINO OIL & GAS	25,720,000	13,290,775
00299	SINOCOM SOFT	70,000	79,220
00297	SINOFERT	529,070,000	2,292,391,420
01168	SINOLINK HOLD	26,412,000	33,362,880
01893	SINOMA	90,731,000	522,962,140
00623	SINOMEDIA	253,000	604,890
03377	SINO-OCEAN LAND	710,337,500	4,328,512,510
00386	SINOPEC CORP	1,574,276,000	10,661,712,160
00934	SINOPEC KANTONS	22,000	103,340
01099	SINOPHARM	116,318,800	3,582,268,900
00724	SINO-TECH INT'L	21,900,000	12,814,160
00598	SINOTRANS	34,092,000	71,159,200
00368	SINOTRANS SHIP	53,757,000	183,247,205
03808	SINOTRUK	57,623,000	464,115,850
00346	SINOUNIONENERGY	14,320,000	10,821,700
00751	SKYWORTHDIGITAL	778,928,000	4,800,776,640
00315	SMARTONE TELE	1,631,500	19,759,315
00198	SMI CORP	12,000	4,980
00981	SMIC	899,563,000	575,361,410
00410	SOHO CHINA	308,249,000	1,547,462,970
00757	SOLARGIGA	6,112,000	10,332,180
02878	SOLOMON SYSTECH	4,084,000	2,635,200
01878	SOUTHGOBI	296,350	23,202,997
00970	SPARKLE ROLL	27,920,000	39,977,520
02840	SPDR GOLD TRUST	9,180	9,533,790
00337	SPG LAND	4,424,000	17,817,010
01207	SRE GROUP	83,742,000	66,968,060
02888	STANCHART	15,701,086	3,187,712,849
01836	STELLA HOLDINGS	4,140,000	63,681,860
00852	STRONG PETRO	18,000	23,760
00086	SUN HUNG KAI CO	3,059,000	18,261,470
00547	SUN INNOVATION	470,000	124,550
02288	SUNDART INT'L	57,000	139,650
00435	SUNLIGHT REIT	1,215,000	2,410,590
02382	SUNNY OPTICAL	117,000	269,830
02002	SUNSHINE PAPER	24,000	67,080
00723	SUSTAIN FOREST	2,910,000	1,108,161
00019	SWIRE PACIFIC A	48,616,500	4,732,605,675
00088	TAI CHEUNG HOLD	372,000	1,767,560
00573	TAO HEUNG HLDGS	1,000	2,990
00669	TECHTRONIC IND	182,066,000	1,354,195,205
00700	TENCENT	189,302,000	29,128,477,080
00321	TEXWINCA HOLD	22,064,000	187,085,960
00990	THEME INT'L	5,120,000	4,783,800
00028	TIAN AN	3,994,000	20,049,600
01065	TIANJIN CAPITAL	518,000	1,471,040
00882	TIANJIN DEV	10,414,000	55,793,000
03382	TIANJINPORT DEV	131,974,000	278,968,620
00819	TIANNENG POWER	45,078,000	161,463,600
00322	TINGYI	328,038,000	6,323,526,460
01192	TITAN PETROCHEM	25,800,000	17,644,300
00258	TOMSON GROUP	1,874,000	5,884,460
08069	TONG REN TANG	56,000	834,020
01666	TONG REN TANG	197,000	4,073,730
00389	TONTINE WINES	5,832,000	10,508,120
01083	TOWNGAS CHINA	2,282,000	8,207,880
00903	TPV TECHNOLOGY	46,024,000	234,732,440
02800	TRACKER FUND	430,807,500	9,349,881,165
00062	TRANSPORT INT'L	184,800	4,601,840
00325	TRAUSON HLDGS	115,000	398,410
00696	TRAVELSKY TECH	6,533,000	45,192,920
00732	TRULY INT'L	6,606,000	78,320,460
00206	TSC OFFSHORE	162,000	226,470
00168	TSINGTAO BREW	51,872,000	2,088,596,500
00511	TVB	17,220,000	683,393,700
00399	UNITED GENE GP	3,100,000	824,950
03933	UNITED LAB	46,316,000	549,698,140
00467	UNITEDENERGY GP	8,844,000	9,104,610
00220	U-PRESID CHINA	96,650,000	464,498,860

## Short selling transactions by designated stock, 2010 (continued)

Stock code	Name	Number of shares*	Value of transactions* (HK\$)
06210	VALE COMMON-DRS	45,250	12,175,130
06230	VALE PREF-DRS	1,250	295,310
03046	VALUE CHINA ETF	90,200	3,445,735
00806	VALUE PARTNERS	7,289,000	50,875,520
00539	VICTORY CITY	12,656,000	24,366,940
03331	VINDA INT'L	61,611,000	447,798,460
00345	VITASOY INT'L	5,418,000	32,359,760
08032	VIVA CHINA	2,172,000	1,412,880
00422	VMEP HOLDINGS	377,000	807,430
00082	VODONE	148,710,000	358,391,820
00303	VTECH HOLDINGS	12,190,600	1,002,014,870
00159	WAH NAM INT'L	764,000	1,338,080
00151	WANT WANT CHINA	783,032,000	4,790,616,430
03393	WASION GROUP	60,180,000	334,531,220
02349	WATER PROPERTY	40,000	5,360
02338	WEICHAI POWER	40,351,000	2,448,949,000
08199	WEIGAO GROUP	10,152,000	319,204,800
01066	WEIGAO GROUP	12,292,000	287,398,440
02698	WEIQIAO TEXTILE	16,724,500	94,586,410
00382	WELLING HOLDING	3,168,000	1,076,060
02233	WESTCHINACEMENT	20,082,000	56,812,520
00004	WHARF HOLDINGS	100,151,565	4,550,116,422
00020	WHEELOCK	12,768,000	313,315,280
00049	WHEELOCK PPT	860,000	4,393,850
00302	WING HANG BANK	6,621,000	569,869,600
00289	WING ON CO	8,000	121,080
00369	WING TAI PPT	42,000	89,260
00570	WINTTEAM PHARMA	302,000	323,820
08277	WUMART	19,589,000	335,132,480
01889	WUYI PHARMA	1,602,500	1,289,425
01128	WYNN MACAU	369,212,000	4,703,810,456
03051	X CICC-SZSE 100	297,500	11,381,600
03049	X DBCSI300	485,970,000	4,144,595,259
03061	X DBCSI300BANK	1,410,200	13,760,238
03025	X DBCSI300CONDI	4,476,750	40,474,200
03017	X DBCSI300ENER	4,527,000	35,161,207
02844	X DBCSI300FIN	701,200	6,855,802
03057	X DBCSI300HEAL	2,632,600	38,631,760
03005	X DBCSI300IND	3,322,550	20,809,398
03062	X DBCSI300MAT	4,071,300	29,222,745
02816	X DBCSI300REAL	1,212,800	11,254,468
03063	X DBCSI300TRANS	3,595,350	14,197,451
03052	X DBCSI300UTIL	4,598,550	20,393,959
03087	X DBFTSEVIET	12,290	3,726,530
03007	X DBFXIC25	5,200	1,281,100
03035	X DBMSCIEMASIA	52,000	1,664,000
03027	X DBMSCIRUSSIA	6,125	153,681
03020	X DBMSCIUSA	15	3,000
03019	X DBMSCIWORLD	4,125	95,287
03015	X DBSPCNXNIFTY	15	13,630
03001	X ISHARES A DIS	839,100	16,472,728
03050	X ISHARES A ENR	1,748,400	23,255,880
02829	X ISHARES A FIN	2,818,400	36,015,614
03006	X ISHARES A INF	922,100	13,144,868
03039	X ISHARES A MAT	1,136,300	16,603,580
02841	X ISHARES A STA	1,436,300	30,531,515
02823	X ISHARES A50	3,479,321,700	45,675,465,476
02846	X ISHARESCSI300	10,582,000	316,511,245
02815	X LYXORETF APEJ	106,250	3,884,065
02809	X LYXORETF CMTY	186,500	3,791,459
02820	X LYXORETF EMKT	5,000	379,865
02810	X LYXORETF IND	973,100	123,131,325
02814	X LYXORETF JPN	3,000	24,900
02813	X LYXORETF KOR	34,050	1,033,499
02826	X LYXORETF NDX	1,800	106,000
02806	X LYXORETF RFEU	60,200	2,759,940
02803	X LYXORETF RFUS	5,300	209,565
02831	X LYXORETF RUS	226,200	6,459,070
02837	X LYXORETF TWN	791,500	5,330,400
03024	X WISE SSE50ETF	1,857,900	36,057,464
02827	X WISECSI300ETF	74,541,400	2,649,615,390
03378	XIAMEN PORT	7,374,000	10,616,400
01899	XINGDA INT'L	19,305,000	126,271,000
00505	XINGYE COPPER	1,295,000	2,785,240
00811	XINHUA WINSHARE	7,640,000	30,367,760
03833	XINXIN MINING	11,867,000	57,326,300
00868	XINYI GLASS	155,224,000	790,477,700
02088	XIWANG SUGAR	27,960,000	67,447,660
01368	XTEP INT'L	27,997,500	168,422,625
01171	YANZHOU COAL	505,219,000	9,407,092,570
02168	YINGDE GASES	22,335,000	166,932,865
00408	YIP'S CHEMICAL	920,000	7,685,760
01033	YIZHENG CHEM	47,506,000	146,412,880
00551	YUE YUEN IND	103,892,000	2,723,534,225
00123	YUEXIU PROPERTY	302,724,000	595,473,240
01068	YURUN FOOD	190,193,000	4,746,851,070
01628	YUZHOU PPT	75,000	179,460
01818	ZHAOJIN MINING	44,086,500	970,077,445

## Short selling transactions by designated stock, 2010 (continued)

Stock code	Name	Number of shares*	Value of transactions* (HK\$)
00739	ZHEJIANG GLASS	905,000	2,440,260
00576	ZHEJIANGEXPRESS	105,388,000	763,418,160
00672	ZHONGAN REALEST	1,878,000	4,379,070
00881	ZHONGSHENG HLDG	18,773,500	322,260,015
01176	ZHUGUANG HOLD	860,000	1,738,420
02899	ZIJIN MINING	373,094,000	2,354,619,760
00763	ZTE	170,533,000	5,849,938,400
<b>Total</b>		<b>93,652,906,502</b>	<b>1,072,133,094,075</b>

\* Figures are adjusted for late report.

## Monthly short selling transactions, 2010

Month	No. of designated securities (month-end figure)	Number of shares*	Value of transactions* (HK\$)	No. of designated securities recording short selling
Jan	455	8,339,068,867	96,594,139,382	382
Feb	518	6,067,767,188	71,993,956,527	411
Mar	532	7,271,004,820	85,857,684,267	426
Apr	532	8,131,115,312	88,119,662,798	436
May	579	9,620,128,203	111,406,647,359	488
Jun	579	6,882,547,946	78,966,169,847	439
Jul	582	6,742,695,297	66,048,363,752	439
Aug	603	6,650,074,996	77,978,741,913	456
Sep	604	7,161,417,516	87,159,954,377	464
Oct	633	9,314,492,479	110,340,371,279	484
Nov	637	10,644,061,207	125,361,996,223	503
Dec	641	6,828,532,671	72,305,406,351	490
<b>Total</b>		<b>93,652,906,502</b>	<b>1,072,133,094,075</b>	

\* Figures are adjusted for late report.

## Newly listed companies

### Ordinary companies

Code	Company	Listing method/ Industry Classification *	No. of shares offered	Offer price (HK\$)	Funds raised (HK\$Mil)	Listing date/ subscription rate (times)	Sponsor
00486	United Company RUSAL Ltd.	Offer for placing Materials – Metals	1,610,292,840 (b)	10.800	17,391.16	2010/01/27 n.a.	BNP Paribas Capital (Asia Pacific) Ltd. Credit Suisse (Hong Kong) Ltd.
01878	SouthGobi Energy Resources Ltd.	Offer for subscription Offer for placing Energy – Coal	6,885,000 (a) 17,415,000 (b)	126.040 126.040	3,062.77	2010/01/29 21.44	Citigroup Global Markets Asia Ltd. Macquarie Capital Securities Ltd.
00953	Meike International Holdings Ltd.	Offer for subscription Offer for placing Consumer Goods – Textiles & Clothing	125,000,000 (a) 162,500,000 (b)	1.430 1.430	411.13	2010/02/01 439.74	China Merchants Securities (HK) Co., Ltd.
01966	China SCE Property Holdings Ltd.	Offer for subscription Offer for placing Properties & Construction – Properties	60,000,000 (a) 540,000,000 (b)	2.600 2.600	1,560.00	2010/02/05 2.69	Deutsche Bank AG, Hong Kong Branch
01938	Chu Kong Petroleum and Natural Gas Steel Pipe Holdings Ltd.	Offer for subscription Offer for sale Offer for placing Energy – Oil & Gas	30,000,000 (a) 50,000,000 (b) 231,142,000 (b)	4.500 4.500 4.500	1,400.14	2010/02/10 5.5	ICBC International Capital Ltd. Access Capital Ltd.
01683	International Mining Machinery Holdings Ltd.	Offer for subscription Offer for placing Industrial Goods	89,000,000 (a) 431,000,000 (b)	4.880 4.880	2,537.60	2010/02/10 13.94	UBS AG, Hong Kong Branch
02010	Ruinian International Ltd.	Offer for subscription Offer for sale Offer for placing Consumer Goods – Health & Personal Care	30,000,000 (a) 50,000,000 (b) 265,000,000 (b)	3.000 3.000 3.000	1,035.00	2010/02/19 7.36	The Hongkong and Shanghai Banking Corporation Ltd.
00948	Z-Obee Holdings Ltd.	Offer for subscription Offer for sale Offer for placing Information Technology – IT Hardware	11,400,000 (a) 36,000,000 (b) 66,600,000 (b)	1.800 1.800 1.800	205.20	2010/03/01 1.5	SinoPac Securities (Asia) Ltd.
01280	Huiyin Household Appliances (Holdings) Co., Ltd.	Offer for subscription Offer for sale Offer for placing Services – Retailers	159,900,000 (a) 69,800,000 (b) 138,070,000 (b)	1.690 1.690 1.690	621.53	2010/03/25 599.4	BNP Paribas Capital (Asia Pacific) Ltd.
00881	Zhongsheng Group Holdings Ltd.	Offer for subscription Offer for placing Consumer Goods – Automobiles	30,650,000 (a) 298,434,000 (b)	10.000 10.000	3,290.84	2010/03/26 1.24	Morgan Stanley Asia Ltd. UBS AG, Hong Kong Branch
01998	Flyke International Holdings Ltd.	Offer for subscription Offer for placing Consumer Goods – Textiles & Clothing	60,000,000 (a) 140,000,000 (b)	1.900 1.900	380.00	2010/03/29 33	China Everbright Capital Ltd.
00830	Far East Global Group Ltd.	Offer for subscription Offer for sale Offer for placing Properties & Construction – Construction	36,190,000 (a) 90,148,000 (b) 235,560,000 (b)	1.180 1.180 1.180	427.04	2010/03/30 2.34	BOCI Asia Ltd.
00923	Fook Woo Group Holdings Ltd.	Offer for subscription Offer for sale Offer for placing Materials – Basic Materials	310,000,000 (a) 120,000,000 (b) 283,000,000 (b)	2.300 2.300 2.300	1,639.90	2010/03/31 470.59	UBS AG, Hong Kong Branch
01999	Man Wah Holdings Ltd.	Offer for subscription Offer for placing Consumer Goods – Household Goods & Electronics	8,564,000 (a) 238,755,600 (b)	6.800 6.800	1,681.77	2010/04/09 0.2961	Macquarie Capital Securities Ltd.
01863	Sijia Group Co. Ltd.	Offer for subscription Offer for placing Materials – Basic Materials	100,000,000 (a) 128,831,000 (b)	3.280 3.280	750.57	2010/04/29 137.97	Piper Jaffray Asia Ltd.
00877	O-Net Communications (Group) Ltd.	Offer for subscription Offer for sale Offer for placing Information Technology – IT Hardware	96,640,000 (a) 28,990,000 (b) 96,640,000 (b)	2.900 2.900 2.900	644.58	2010/04/29 254.65	CLSA Equity Capital Markets Ltd.
00973	L'Occitane International S.A.	Offer for subscription Offer for sale Offer for placing Consumer Goods – Health & Personal Care	182,060,000 (a) 202,568,500 (b) 20,508,500 (b)	15.080 15.080 15.080	6,109.47	2010/05/07 159.84	CLSA Equity Capital Markets Ltd. The Hongkong and Shanghai Banking Corporation Ltd. UBS AG, Hong Kong Branch
00503	Lansen Pharmaceutical Holdings Ltd.	Offer for subscription Offer for sale Offer for placing Consumer Goods – Health & Personal Care	70,675,000 (a) 41,350,000 (b) 44,325,000 (b)	3.910 3.910 3.910	611.33	2010/05/07 853	Piper Jaffray Asia Ltd.
00950 #	Lee's Pharmaceutical Holdings Ltd.	Transfer of listing Consumer Goods – Health & Personal Care	n.a.	n.a.	n.a.	2010/05/14 n.a.	+ n.a.
02222	NVC Lighting Holding Ltd.	Offer for subscription Offer for sale Offer for placing Consumer Goods – Household Goods & Electronics	218,262,000 (a) 36,442,000 (b) 529,153,000 (b)	2.100 2.100 2.100	1,646.10	2010/05/20 38.65	Goldman Sachs (Asia) L.L.C. The Hongkong and Shanghai Banking Corporation Ltd.
02378	Prudential plc	Introduction Financials – Insurance	n.a.	n.a.	n.a.	2010/05/25 n.a.	Credit Suisse (Hong Kong) Ltd.

## Newly listed companies (continued)

## Ordinary companies

Code	Company	Listing method/ Industry Classification *	No. of shares offered	Offer price (HK\$)	Funds raised (HK\$Mil)	Listing date/ subscription rate (times)	Sponsor
02268	Youyuan International Holdings Ltd.	Offer for subscription Offer for placing Industrial Goods	25,000,000 (a) 225,000,000 (b)	2.580 2.580	645.00	2010/05/27 3.01	The Hongkong and Shanghai Banking Corporation Ltd.
02188	China Titans Energy Technology Group Co., Ltd.	Offer for subscription Offer for placing Industrial Goods	100,000,000 (a) 130,000,000 (b)	1.180 1.180	271.40	2010/05/28 475	OSK Capital Hong Kong Ltd.
00873	International Taifeng Holdings Ltd.	Offer for subscription Offer for sale Offer for placing Consumer Goods – Textiles & Clothing	59,818,000 (a) 30,000,000 (b) 190,182,000 (b)	2.060 2.060 2.060	576.80	2010/06/11 2.14	CIMB Securities (HK) Ltd.
02228	Costin New Materials Group Ltd.	Offer for subscription Offer for sale Offer for placing Consumer Goods – Textiles & Clothing	24,000,000 (a) 40,000,000 (b) 176,000,000 (b)	2.380 2.380 2.380	571.20	2010/06/21 4.78	Guotai Junan Capital Ltd.
01026 #	Universal Technologies Holdings Ltd.	Transfer of listing Information Technology – Software & Services	n.a.	n.a.	n.a.	2010/06/22 n.a.	+ n.a.
02128	China Liansu Group Holdings Ltd.	Offer for subscription Offer for placing Properties & Construction – Construction	75,000,000 (a) 675,000,000 (b)	2.600 2.600	1,950.00	2010/06/23 1.99	J.P. Morgan Securities (Asia Pacific) Ltd. UBS AG, Hong Kong Branch
00325	Trauson Holdings Co. Ltd.	Offer for subscription Offer for sale Offer for placing Consumer Goods – Health & Personal Care	106,414,000 (a) 28,614,375 (b) 105,414,625 (b)	3.520 3.520 3.520	846.36	2010/06/29 150.55	UBS AG, Hong Kong Branch
00951	Chaowei Power Holdings Ltd.	Offer for subscription Offer for placing Consumer Goods – Automobiles	25,000,000 (a) 230,290,000 (b)	2.180 2.180	556.53	2010/07/07 9.98	BNP Paribas Capital (Asia Pacific) Ltd.
01020	Sinoreff Holdings Ltd.	Offer for subscription Offer for sale Offer for placing Industrial Goods	195,000,000 (a) 90,000,000 (b) 105,000,000 (b)	0.760 0.760 0.760	296.40	2010/07/07 208.5	DBS Asia Capital Ltd.
01788	Guotai Junan International Holdings Ltd.	Offer for subscription Offer for placing Financials – Other Financials	164,000,000 (a) 246,000,000 (b)	4.300 4.300	1,763.00	2010/07/08 57.74	Guotai Junan Capital Ltd. BOCOM International (Asia) Ltd.
01666 #	Tong Ren Tang Technologies Co. Ltd. – H Shares	Transfer of listing Consumer Goods – Health & Personal Care	n.a.	n.a.	n.a.	2010/07/09 n.a.	+ n.a.
00976	Chiho-Tiande Group Ltd.	Offer for subscription Offer for placing Materials – Metals	25,000,000 (a) 225,000,000 (b)	2.430 2.430	607.50	2010/07/12 1.19	CCB International Capital Ltd.
02308 #	EVOC Intelligent Technology Co. Ltd. – H Shares	Transfer of listing Information Technology – IT Hardware	n.a.	n.a.	n.a.	2010/07/12 n.a.	+ n.a.
01019	Convoy Financial Services Holdings Ltd.	Offer for subscription Offer for placing Financials – Insurance	40,000,000 (a) 60,000,000 (b)	1.200 1.200	120.00	2010/07/13 92.48	Quam Capital Ltd.
01900	China ITS (Holdings) Co., Ltd.	Offer for subscription Offer for sale Offer for placing Services – Transportation	118,420,000 (a) 36,837,219 (b) 100,333,781 (b)	3.490 3.490 3.490	892.01	2010/07/15 225.9	Merrill Lynch Far East Ltd. CCB International Capital Ltd. Macquarie Capital Securities Ltd.
02118	Tian Shan Development (Holding) Ltd.	Offer for subscription Offer for placing Properties & Construction – Properties	3,258,000 (a) 246,742,000 (b)	1.400 1.400	350.00	2010/07/15 0.13	China Everbright Capital Ltd.
01288	Agricultural Bank of China Ltd. – H Shares	Offer for subscription Offer for placing Financials – Banks	1,270,590,000 (a)	3.200 3.200	93,515.29	2010/07/16 5.87	China International Capital Corporation Hong Kong Securities Ltd. Goldman Sachs (Asia) L.L.C. Morgan Stanley Asia Ltd. Deutsche Bank AG, Hong Kong Branch J.P. Morgan Securities (Asia Pacific) Ltd. Macquarie Capital Securities Ltd. ABC Securities Company Ltd. Altus Capital Ltd.
00936	Manta Holdings Co. Ltd.	Offer for subscription Offer for placing Properties & Construction – Construction	15,000,000 (a) 35,000,000 (b)	1.000 1.000	50.00	2010/07/19 22.45	Altus Capital Ltd.
01066 #	Shandong Weigao Group Medical Polymer Co. Ltd. – H Shares	Transfer of listing Consumer Goods – Health & Personal Care	n.a.	n.a.	n.a.	2010/07/29 n.a.	+ n.a.
00640	Infinity Chemical Holdings Co. Ltd.	Offer for subscription Offer for placing Materials – Basic Materials	62,500,000 (a) 62,500,000 (b)	0.600 0.600	75.00	2010/08/12 721	SinoPac Securities (Asia) Ltd. Hai Tong Capital (HK) Ltd.



## Newly listed companies (continued)

## Ordinary companies

Code	Company	Listing method/ Industry Classification *	No. of shares offered	Offer price (HK\$)	Funds raised (HK\$Mil)	Listing date/ subscription rate (times)	Sponsor
02233	West China Cement Ltd.	Offer for subscription Offer for placing Properties & Construction – Construction	411,560,000 (a) 535,028,000 (b)	1.690 1.690	1,599.73	2010/08/23 137.62	Deutsche Bank AG, Hong Kong Branch ICBC International Capital Ltd.
01428	Bright Smart Securities & Commodities Group Ltd.	Offer for subscription Offer for placing Financials – Other Financials	83,400,000 (a) 96,282,000 (b)	1.600 1.600	287.49	2010/08/25 163.31	BOCOM International (Asia) Ltd. Somerley Ltd.
02238	Guangzhou Automobile Group Co., Ltd. – H Shares	Introduction Consumer Goods – Automobiles China International Capital Corporation Hong Kong Securities Ltd.	n.a.	n.a.	n.a.	2010/08/30 n.a.	J.P. Morgan Securities (Asia Pacific) Ltd. Morgan Stanley Asia Ltd.
02198	China Sanjiang Fine Chemicals Co. Ltd.	Offer for subscription Offer for placing Materials – Basic Materials	126,200,000 (a) 139,200,000 (b)	3.380 3.380	897.05	2010/09/16 248.85	BOCOM International (Asia) Ltd. Daiwa Capital Markets Hong Kong Ltd.
01039	Changfeng Axle (China) Co. Ltd.	Offer for subscription Offer for placing Offer for sale Industrial Goods	100,000,000 (a) 100,000,000 (b) 30,000,000 (b)	4.000 4.000 4.000	920.00	2010/09/24 116.54	Morgan Stanley Asia Ltd. CCB International Capital Ltd.
01633	Magic Holdings International Ltd.	Offer for subscription Offer for placing Consumer Goods – Health & Personal Care	100,000,000 (a) 130,000,000 (b)	3.300 3.300	759.00	2010/09/24 787	BOCI Asia Ltd.
00853	MicroPort Scientific Corporation	Offer for subscription Offer for placing Consumer Goods – Health & Personal Care	126,370,000 (a) 164,281,000 (b)	6.100 6.100	1,772.97	2010/09/24 225.27	Credit Suisse (Hong Kong) Ltd. Piper Jaffray Asia Ltd.
01009 #	International Entertainment Corporation	Transfer of listing Services – Hotels & Entertainment	n.a.	n.a.	n.a.	2010/09/27 n.a.	n.a.
00867	China Medical System Holdings Ltd.	Offer for subscription Offer for sale Offer for placing Consumer Goods – Health & Personal Care	80,000,000 (a) 33,583,200 (b) 110,000,000 (b)	5.060 5.060 5.060	1,131.33	2010/09/28 86	UBS AG, Hong Kong Branch
00895 #	Shenzhen Dongjiang Environmental Co. Ltd. – H Shares	Transfer of listing Industrial Goods	n.a.	n.a.	n.a.	2010/09/28 n.a.	+ n.a.
01698	Boshiwa International Holding Ltd.	Offer for subscription Offer for placing Consumer Goods – Textiles & Clothing	250,000,000 (a) 325,000,000 (b)	4.980 4.980	2,863.50	2010/09/29 485.47	BOCOM International (Asia) Ltd. Credit Suisse (Hong Kong) Ltd. UBS AG, Hong Kong Branch
00926	Besunyen Holdings Co. Ltd.	Offer for subscription Offer for sale Offer for placing Consumer Goods – Health & Personal Care	126,084,000 (a) 63,042,000 (b) 294,196,000 (b)	3.120 3.120 3.120	1,507.96	2010/09/29 20.9	Credit Suisse (Hong Kong) Ltd. Morgan Stanley Asia Ltd.
00967	Sound Global Ltd.	Introduction Utilities	n.a.	n.a.	n.a.	2010/09/30 n.a.	Morgan Stanley Asia Ltd.
01682	Ford Glory Group Holdings Ltd.	Offer for subscription Offer for placing Consumer Goods – Textiles & Clothing	59,000,000 (a) 59,000,000 (b)	0.600 0.600	70.80	2010/10/05 126.3	CIMB Securities (HK) Ltd.
01021	Midas Holdings Ltd.	Offer for subscription Offer for placing Materials – Metals	22,000,000 (a) 231,000,000 (b)	5.430 5.430	1,373.79	2010/10/06 4.11	Credit Suisse (Hong Kong) Ltd.
01308	SITC International Holdings Co. Ltd.	Offer for subscription Offer for placing Services – Transportation	65,000,000 (a) 585,000,000 (b)	4.780 4.780	3,107.00	2010/10/06 1.73	Citigroup Global Markets Asia Ltd.
01918	Sunac China Holdings Ltd.	Offer for subscription Offer for placing Properties & Construction – Properties	75,000,000 (a) 675,000,000 (b)	3.480 3.480	2,610.00	2010/10/07 3.83	Deutsche Bank AG, Hong Kong Branch
02468	Trony Solar Holdings Co. Ltd.	Offer for subscription Offer for sale Offer for placing Materials – Basic Materials	192,500,000 (a) 40,000,000 (b) 210,250,000 (b)	4.500 4.500 4.500	1,992.38	2010/10/07 494.07	J.P. Morgan Securities (Asia Pacific) Ltd.
02208	Xinjiang Goldwind Science & Technology Co., Ltd. – H Shares	Offer for subscription Offer for placing Utilities	118,588,400 (a) 335,999,600 (b)	17.980 17.980	8,173.49	2010/10/08 41.19	China International Capital Corporation Hong Kong Securities Ltd. Citigroup Global Markets Asia Ltd. Hai Tong Capital (HK) Ltd.
02266	Kosmopolito Hotels International Ltd.	Offer for subscription Offer for sale Offer for placing Services – Hotels & Entertainment	54,000,000 (a) 270,000,000 (b) 216,000,000 (b)	2.200 2.200 2.200	1,188.00	2010/10/11 6.42	Credit Suisse (Hong Kong) Ltd. Morgan Stanley Asia Ltd. The Royal Bank of Scotland N.V., Hong Kong Branch
03683	Great Harvest Maeta Group Holdings Ltd.	Offer for subscription Offer for sale Offer for placing Services – Transportation	100,000,000 (a) 40,000,000 (b) 90,000,000 (b)	1.130 1.130 1.130	259.90	2010/10/11 308	Haitong International Capital Ltd.

## Newly listed companies (continued)

## Ordinary companies

Code	Company	Listing method/ Industry Classification *	No. of shares offered	Offer price (HK\$)	Funds raised (HK\$Mil)	Listing date/ rate (times)	Sponsor
01733	Winsway Coking Coal Holdings Ltd.	Offer for subscription Offer for sale Offer for placing Energy – Coal	297,000,000 (a) 84,026,000 (b) 693,000,000 (b)	3.700 3.700 3.700	3,973.90	2010/10/11 41.87	Deutsche Bank AG, Hong Kong Branch Goldman Sachs (Asia) L.L.C.
00956	China Suntien Green Energy Corporation Ltd. – H Shares	Offer for subscription Offer for placing Utilities	538,450,000 (a) 699,985,000 (b)	2.660 2.660	3,294.24	2010/10/13 242.19	Macquarie Capital Securities Ltd.
00975	Mongolian Mining Corporation	Offer for subscription Offer for sale Offer for placing Energy – Coal	71,942,000 (a) 122,302,000 (b) 633,094,500 (b)	7.020 7.020 7.020	5,807.92	2010/10/13 10.92	Citigroup Global Markets Asia Ltd. J.P. Morgan Securities (Asia Pacific) Ltd.
00580	Sun.King Power Electronics Group Ltd.	Offer for subscription Offer for sale Offer for placing Industrial Goods	204,900,000 (a) 129,770,000 (b) 136,600,000 (b)	1.930 1.930 1.930	909.55	2010/10/13 543	Deutsche Bank AG, Hong Kong Branch
01685	Boer Power Holdings Ltd.	Offer for subscription Offer for placing Industrial Goods	93,750,000 (a) 121,875,000 (b)	6.380 6.380	1,375.69	2010/10/20 341.54	CCB International Capital Ltd.
01029	IRC Ltd.	Offer for subscription Offer for placing Materials – Metals	31,924,000 (a) 1,008,076,000 (b)	1.800 1.800	1,872.00	2010/10/21 0.24	Merrill Lynch Far East Ltd.
01700	Springland International Holdings Ltd.	Offer for subscription Offer for sale Offer for placing Services – Retailers	250,000,000 (a) 218,750,000 (b) 250,000,000 (b)	5.930 5.930 5.930	4,262.19	2010/10/21 81	Morgan Stanley Asia Ltd.
01278	China New Town Development Co. Ltd.	Introduction Properties & Construction – Properties	n.a.	n.a.	n.a.	2010/10/22 n.a.	Standard Chartered Securities (Hong Kong) Ltd.
01007	Global Dairy Holdings Ltd.	Offer for subscription Offer for sale Offer for placing Consumer Goods – Food & Beverages	36,088,000 (a) 108,260,000 (b) 216,532,000 (b)	4.390 4.390 4.390	1,584.26	2010/10/28 12.79	Macquarie Capital Securities Ltd.
00460	Sihuan Pharmaceutical Holdings Group Ltd.	Offer for subscription Offer for placing Consumer Goods – Health & Personal Care	625,000,000 (a) 812,500,000 (b)	4.600 4.600	6,612.50	2010/10/28 480	Morgan Stanley Asia Ltd. UBS AG, Hong Kong Branch
01299	AIA Group Ltd.	Offer for sale by way of subscription Offer for sale by way of placing Financials – Insurance	702,890,000 (a) 7,380,340,800 (b)	19.680 19.680	159,077.98	2010/10/29 9.62	Citigroup Global Markets Asia Ltd. Deutsche Bank AG, Hong Kong Branch
01230	Yashili International Holdings Ltd.	Offer for subscription Offer for sale Offer for placing Consumer Goods – Food & Beverages	64,400,000 (a) 70,000,000 (b) 509,600,000 (b)	4.200 4.200 4.200	2,704.80	2010/11/01 6.38	Merrill Lynch Far East Ltd. UBS AG, Hong Kong Branch
00238	Evergreen International Holdings Ltd.	Offer for subscription Offer for placing Consumer Goods – Textiles & Clothing	118,337,000 (a) 153,838,000 (b)	4.600 4.600	1,252.01	2010/11/04 1231.78	Piper Jaffray Asia Ltd.
01600	China Tian Lun Gas Holdings Ltd.	Offer for subscription Offer for placing Utilities	99,750,000 (a) 129,675,000 (b)	2.050 2.050	470.32	2010/11/10 452.92	CCB International Capital Ltd.
01087	HL Technology Group Ltd.	Offer for subscription Offer for placing Information Technology – IT Hardware	90,000,000 (a) 90,000,000 (b)	2.800 2.800	504.00	2010/11/16 117.2	Piper Jaffray Asia Ltd.
00842	Leoch International Technology Ltd.	Offer for subscription Offer for placing Industrial Goods	166,668,000 (a) 166,666,000 (b)	5.350 5.350	1,783.34	2010/11/16 259	Citigroup Global Markets Asia Ltd.
00312	Shirble Department Store Holdings (China) Ltd.	Offer for subscription Offer for placing Services – Retailers	187,500,000 (a) 437,500,000 (b)	2.200 2.200	1,375.00	2010/11/17 26.73	BNP Paribas Capital (Asia Pacific) Ltd.
01091	CITIC Dameng Holdings Ltd.	Offer for subscription Offer for placing Materials – Metals	375,000,000 (a) 399,795,000 (b)	2.750 2.750	2,130.69	2010/11/18 321.06	Merrill Lynch Far East Ltd. UBS AG, Hong Kong Branch
01079 #	Pine Technology Holdings Ltd.	Transfer of listing Information Technology – IT Hardware	n.a.	n.a.	n.a.	2010/11/18 n.a.	+ n.a.
01101	China Rongsheng Heavy Industries Group Holdings Ltd.	Offer for subscription Offer for sale Offer for placing Industrial Goods	131,250,000 (a) 350,000,000 (b) 1,268,750,000 (b)	8.000 8.000 8.000	14,000.00	2010/11/19 22.61	Morgan Stanley Asia Ltd. CCB International Capital Ltd. J.P. Morgan Securities (Asia Pacific) Ltd.
01086	Goodbaby International Holdings Ltd.	Offer for subscription Offer for sale Offer for placing Consumer Goods – Household Goods & Electronics	150,000,000 (a) 144,000,000 (b) 51,000,000 (b)	4.900 4.900 4.900	1,690.50	2010/11/24 1459.77	Morgan Stanley Asia Ltd.

## Newly listed companies (continued)

## Ordinary companies

Code	Company	Listing method/ Industry Classification *	No. of shares offered	Offer price (HK\$)	Funds raised (HK\$Mil)	Listing date/ subscription rate (times)	Sponsor
01110	Kingworld Medicines Group Ltd.	Offer for subscription Offer for placing Consumer Goods – Health & Personal Care	75,000,000 (a) 97,500,000 (b)	1.600 1.600	276.00	2010/11/25 457	Guotai Junan Capital Ltd.
01117	China Modern Dairy Holdings Ltd.	Offer for subscription Offer for sale Offer for placing Consumer Goods – Food & Beverages	120,000,000 (a) 400,000,000 (b) 680,000,000 (b)	2.890 2.890 2.890	3,468.00	2010/11/26 4.01	Citigroup Global Markets Asia Ltd. UBS AG, Hong Kong Branch
02099	China Gold International Resources Corp. Ltd.	Offer for subscription Offer for placing Materials – Mining	16,098,000 (a) 37,562,000 (b)	44.680 44.680	2,397.53	2010/12/01 24.30	Citigroup Global Markets Asia Ltd.
01090	Da Ming International Holdings Ltd.	Offer for subscription Offer for placing Materials – Metals	14,204,000 (a) 273,296,000 (b)	2.100 2.100	603.75	2010/12/01 0.57	CCB International Capital Ltd. Deutsche Bank AG, Hong Kong Branch
01708 #	Nanjing Sample Technology Co. Ltd. – H Shares	Transfer of listing Services – Support Services	n.a.	n.a.	n.a.	2010/12/01 n.a.	+ n.a.
00183 #	Richfield Group Holdings Ltd.	Transfer of listing Properties & Construction – Properties	n.a.	n.a.	n.a.	2010/12/02 n.a.	+ n.a.
01831	ShiFang Holding Ltd.	Offer for subscription Offer for placing Services – Media & Publishing	16,585,000 (a) 166,457,000 (b)	3.030 3.030	554.62	2010/12/03 0.91	CCB International Capital Limited Macquarie Capital Securities Limited
01048	Novo Group Ltd.	Introduction Materials – Metals	n.a.	n.a.	n.a.	2010/12/06 n.a.	CIMB Securities (HK) Limited
01768	Sateri Holdings Ltd.	Offer for subscription Offer for placing Materials – Basic Materials	32,365,000 (a) 520,020,500 (b)	6.600 6.600	3,645.74	2010/12/08 0.64	Credit Suisse (Hong Kong) Ltd. Morgan Stanley Asia Ltd.
06210	Vale S.A. Common – Common DR	Introduction	n.a.	n.a.	n.a.	2010/12/08 n.a.	J.P. Morgan Securities (Asia Pacific) Ltd.
06230	Vale S.A. – Preferred DR	Materials – Metals					
00468	Greatview Aseptic Packaging Co. Ltd.	Offer for subscription Offer for sale Offer for placing Consumer Goods – Food & Beverages	33,340,000 (a) 149,810,000 (b) 200,260,000 (b)	4.300 4.300 4.300	1,648.66	2010/12/09 4.37	Goldman Sachs (Asia) L.L.C. Morgan Stanley Asia Ltd.
01728	China ZhengTong Auto Services Holdings Ltd.	Offer for subscription Offer for sale Offer for placing Consumer Goods – Automobiles	50,000,000 (a) 46,022,500 (b) 450,000,000 (b)	7.300 7.300 7.300	3,985.96	2010/12/10 3.33	J.P. Morgan Securities (Asia Pacific) Ltd. CCB International Capital Ltd.
01555	MIE Holdings Corporation	Offer for subscription Offer for sale Offer for placing Energy – Oil & Gas	66,200,000 (a) 317,124,000 (b) 375,134,000 (b)	1.700 1.700 1.700	1,289.38	2010/12/14 3.45	J.P. Morgan Securities (Asia Pacific) Ltd.
01282	World Wide Touch Technology (Holdings) Ltd.	Offer for subscription Offer for sale Offer for placing Information Technology – IT Hardware	258,300,000 (a) 143,500,000 (b) 516,284,000 (b)	0.950 0.950 0.950	872.18	2010/12/15 18	CMB International Capital Ltd.
00096 #	Yusei Holdings Ltd.	Transfer of listing Industrial Goods	n.a.	n.a.	n.a.	2010/12/15 n.a.	+ n.a.
03618	Chongqing Rural Commercial Bank Co., Ltd. – H Shares	Offer for subscription Offer for placing Financials – Banks	163,914,000 (a) 2,349,422,041 (b)	5.250 5.250	13,195.01	2010/12/16 4.3	Morgan Stanley Asia Ltd. Nomura International (Hong Kong) Ltd.
01112	Biostime International Holdings Ltd.	Offer for subscription Offer for placing Consumer Goods – Food & Beverages	45,000,000 (a) 107,294,000 (b)	11.000 11.000	1,675.23	2010/12/17 15.68	The Hongkong and Shanghai Banking Corporation Ltd.
01798	China Datang Corporation Renewable Power Co., Ltd. – H Shares	Offer for subscription Offer for placing Utilities	191,646,000 (a) 2,082,055,000 (b)	2.330 2.330	5,297.72	2010/12/17 0.89	UBS AG, Hong Kong Branch China Everbright Capital Ltd.
01102 #	Enviro Energy International Holdings Ltd.	Transfer of listing Energy – Oil & Gas	n.a.	n.a.	n.a.	2010/12/17 n.a.	+ n.a.
00327	PAX Global Technology Ltd.	Offer for subscription Offer for sale Offer for placing Information Technology – IT Hardware	31,920,000 (a) 59,200,000 (b) 265,808,000 (b)	2.88 2.88 2.88	1,027.95	2010/12/20 1.4	CITIC Securities Corporate Finance (HK) Ltd.
00940	China Animal Healthcare Ltd.	Introduction Consumer Goods – Health & Personal Care	n.a.	n.a.	n.a.	2010/12/21 n.a.	Macquarie Capital Securities Ltd.
01157	Changsha Zoomlion Heavy Ind Science & Tech Dev Co., Ltd. – H-sh	Offer for subscription Offer for placing Industrial Goods	43,479,200 (a) 956,541,000 (b)	14.980 14.980	14,980.30	2010/12/23 8.17	China International Capital Corporation Hong Kong Securities Ltd. Goldman Sachs (Asia) L.L.C.

## Newly listed companies (continued)

### Ordinary companies

Code	Company	Listing method/ Industry Classification *	No. of shares offered	Offer price (HK\$)	Funds raised (HK\$Mil)	Listing date/ subscription rate (times)	Sponsor
01085	Hengxin Technology Ltd.	Offer for subscription	9,868,000 (a)	2.250	222.03	2010/12/23	Cinda International Capital Ltd.
		Offer for sale	46,680,000 (b)	2.250		2.4	
		Offer for placing	42,132,000 (b)	2.250			
		Information Technology – IT Hardware					
<b>Total</b>					<b>448,827.98</b>		

(a) Hong Kong offers

(b) International offers

\* Industry Classification is provided by Hang Seng Indexes Company Limited.

# Transfers of listing from GEM to Main Board pursuant to the revised Rule 9.24 of the GEM Listing Rules and to the new Chapter 9A of the Main Board Listing Rules effective from 1 July 2008.

+ Effective date of the transfer of listing from GEM to Main Board

## Withdrawal of listed companies

Code	Company	Last trading date	Delisted date
03313	Meadville Holdings Ltd.	2010/04/12	2010/04/19
02332	Hutchison Telecommunications International Ltd.	2010/05/17	2010/05/25
01832	Times Ltd.	2010/01/11	2010/05/25
00049	Wheelock Properties Ltd.	2010/07/12	2010/07/22
00203	Denway Motors Ltd.	2010/08/16	2010/08/26
02387	Integrated Distribution Services Group Ltd.	2010/10/13	2010/11/01
00349	Industrial and Commercial Bank of China (Asia) Ltd.	2010/12/13	2010/12/21

## Company name changes

Code	Former name	New name	Effective date	Adoption date
02330	Quaypoint Corporation Ltd., The	China Uptown Group Co. Ltd.	2009/12/01	2010/01/14
02309	Grandtop International Holdings Ltd.	Birmingham International Holdings Ltd.	2009/12/09	2010/01/21
00109	Wonderful World Holdings Ltd.	Good Fellow Resources Holdings Ltd.	2009/12/11	2010/01/21
00862	New World Mobile Holdings Ltd.	Vision Values Holdings Ltd.	2009/12/14	2010/01/21
00721	Prime Investments Holdings Ltd.	Sunshine Capital Investments Group Ltd.	2009/12/10	2010/01/28
00497	Capital Strategic Investment Ltd.	CSI Properties Ltd.	2010/01/08	2010/02/04
00486	United Company RUSAL Ltd.	United Company RUSAL Plc	2010/01/27	2010/02/12
00663	Yun Sky Chemical (International) Holdings Ltd.	King Stone Energy Group Ltd.	2010/02/12	2010/02/23
00723	Bright Prosperous Holdings Ltd.	Sustainable Forest Holdings Ltd.	2010/01/21	2010/02/26
00397	Hong Kong Health Check and Laboratory Holdings Co. Ltd.	China Gogreen Assets Investment Ltd.	2010/01/26	2010/03/03
01188	Far East Golden Resources Group Ltd.	Hybrid Kinetic Group Ltd.	2010/01/29	2010/03/18
00801	Golden Meditech Co. Ltd.	Golden Meditech Holdings Ltd.	2010/03/15	2010/03/25
01195	Sinotronics Holdings Ltd.	Kingwell Group Ltd.	2010/02/25	2010/03/26
00135	CNPC (Hong Kong) Ltd.	Kunlun Energy Co. Ltd.	2010/03/05	2010/03/30
03989	Hembly International Holdings Ltd.	New Environmental Energy Holdings Ltd.	2010/03/03	2010/04/19
00668	Hong Kong Catering Management Ltd.	Doxen Energy Group Ltd.	2010/04/16	2010/04/26
00061	Green Global Resources Ltd.	North Asia Resources Holdings Ltd.	2010/03/19	2010/04/28
01141	Poly Development Holdings Ltd.	Beijing Yu Sheng Tang Pharmaceutical Group Ltd.	2010/03/30	2010/05/07
03886	Town Health International Holdings Co. Ltd.	Town Health International Investments Ltd.	2010/04/14	2010/05/11
01878	SouthGobi Energy Resources Ltd. *	SouthGobi Resources Ltd.	2010/05/11	2010/05/12
00922	Vision Tech International Holdings Ltd.	China Boon Holdings Ltd.	2010/03/22	2010/05/14
00471	Global Flex Holdings Ltd.	CMMB Vision Holdings Ltd.	2010/05/14	2010/05/20
00231	Dynamic Global Holdings Ltd.	Madex International (Holdings) Ltd.	2010/05/03	2010/06/07
02324	Sino Katalytics Investment Corporation	Capital VC Ltd.	2010/04/01	2010/06/17
00474	Winbox International (Holdings) Ltd.	Hao Tian Resources Group Ltd.	2010/05/07	2010/06/17
02389	Wang Sing International Holdings Group Ltd.	Genvon Group Ltd.	2010/05/12	2010/06/22
00081	Shell Electric Mfg (Holdings) Co. Ltd.	China Overseas Grand Oceans Group Ltd.	2010/06/04	2010/06/23
00583	SCMP Group Ltd. #	SCMP Group Ltd.	2010/06/15	2010/06/24
01189	Wing On Travel (Holdings) Ltd.	Rosedale Hotel Holdings Ltd.	2010/05/27	2010/06/25
00929	IPE Group Ltd. *	IPE Group Ltd.	2010/05/19	2010/06/29
00369	USI Holdings Ltd.	Wing Tai Properties Ltd.	2010/05/20	2010/06/30
00985	China Sci-Tech Holdings Ltd.	CST Mining Group Ltd.	2010/06/22	2010/06/30
00729	Jia Sheng Holdings Ltd.	Thunder Sky Battery Ltd.	2010/05/27	2010/07/08
01164	Vital Pharmaceutical Holdings Ltd.	Vital Group Holdings Ltd.	2010/06/02	2010/07/14
00702	Genesis Energy Holdings Ltd.	Sino Oil and Gas Holdings Ltd.	2010/07/08	2010/08/04
00329	Ruyan Group (Holdings) Ltd.	Dragonite International Ltd.	2010/07/06	2010/08/06
00121	Chia Tai Enterprises International Ltd.	C.P. Lotus Corporation	2010/06/28	2010/08/09
00764	China Star Investment Holdings Ltd.	Eternity Investment Ltd.	2010/06/29	2010/08/09
01166	Solartech International Holdings Ltd. #	Solartech International Holdings Ltd.	2010/08/03	2010/08/10
01878	SouthGobi Resources Ltd. #	SouthGobi Resources Ltd.	2010/08/13	2010/08/18
01149	Broad Intelligence Int'l Pharmaceutical Holdings Ltd.	Anxin-China Holdings Ltd.	2010/08/03	2010/08/30
01766	China South Locomotive & Rolling Stock Corporation Ltd.-H sh *	CSR Corporation Ltd. – H Shares	2010/08/04	2010/09/10
00221	LeRoi Holdings Ltd.	PNG Resources Holdings Ltd.	2010/08/26	2010/09/16
02688	XinAo Gas Holdings Ltd.	ENN Energy Holdings Ltd.	2010/08/13	2010/09/22
01131	Kwong Hing International Holdings (Bermuda) Ltd.	AgriTrade Resources Ltd.	2010/08/25	2010/09/24
00526	Magician Industries (Holdings) Ltd.	Lisi Group (Holdings) Ltd.	2010/08/23	2010/09/30
00811	Sichuan Xinhua Winshare Chainstore Co., Ltd. – H Shares	Xinhua Winshare Publishing and Media Co., Ltd. – H Shares	2010/08/27	2010/09/30
00402	Ming Hing Waterworks Holdings Ltd.	Mongolia Investment Group Ltd.	2010/08/31	2010/10/04
00060	Four Seas Food Investment Holdings Ltd.	Hong Kong Food Investment Holdings Ltd.	2010/09/24	2010/10/04
00674	United Power Investment Ltd.	Culture Landmark Investment Ltd.	2010/08/30	2010/10/06
00527	Galaxy Semi-Conductor Holdings Ltd.	China Rui Feng Galaxy Renewable Energy Holdings Ltd.	2010/08/24	2010/10/14
01163	Bright International Group Ltd.	Dejin Resources Group Co. Ltd.	2010/09/23	2010/10/19
00563	Neo-China Land Group (Holdings) Ltd.	Shanghai Industrial Urban Development Group Ltd.	2010/10/18	2010/10/27
00353	Xian Yuen Titanium Resources Holdings Ltd.	Energy International Investments Holdings Ltd.	2010/09/28	2010/11/02
00630	Jackin International Holdings Ltd.	Guojin Resources Holdings Ltd.	2010/09/15	2010/11/15
00721	Sunshine Capital Investments Group Ltd.	China Financial International Investments Ltd.	2010/10/14	2010/11/17
00665	Taifook Securities Group Ltd.	Haitong International Securities Group Ltd.	2010/10/22	2010/11/22
00174	Kee Shing (Holdings) Ltd.	Gemini Property Investments Ltd.	2010/11/12	2010/11/22
00279	Freeman Corporation Ltd.	Freeman Financial Corporation Ltd.	2010/11/08	2010/11/26
01883	CITIC 1616 Holdings Ltd.	CITIC Telecom International Holdings Ltd.	2010/11/23	2010/11/30
00692	Ching Hing (Holdings) Ltd.	Bao Yuan Holdings Ltd.	2010/11/24	2010/11/30
00139	GR Vietnam Holdings Ltd.	ICube Technology Holdings Ltd.	2010/11/09	2010/12/08
02371	ZZNode Technologies Co. Ltd.	China Oriental Culture Group Ltd.	2010/11/12	2010/12/28
00593	Quality HealthCare Asia Ltd.	Allied Overseas Ltd.	2010/12/23	2010/12/31

\* Change of English name only

# Change of Chinese name only

## Foreign companies as at the end of 2010

Code	Name	Classification	Incorporation	Listing date
00557	City e-Solutions Ltd.	Services	Cayman Islands	1989/12/29
00575	Regent Pacific Group Ltd.	Materials	Cayman Islands	1997/05/19
00693	Tan Chong International Ltd.	Consumer Goods	Bermuda	1998/07/07
00945	Manulife Financial Corporation	Financials	Canada	1999/09/27
00678	Genting Hong Kong Ltd.	Services	Bermuda	2000/11/30
02317	Vedan International (Holdings) Ltd.	Consumer Goods	Cayman Islands	2003/06/27
00502	Pan Sino International Holdings Ltd.	Consumer Goods	Cayman Islands	2006/03/01
03918	NagaCorp Ltd.	Services	Cayman Islands	2006/10/19
03938	Samling Global Ltd.	Materials	Bermuda	2007/03/07
00422	Vietnam Manufacturing and Export Processing (Holdings) Ltd.	Consumer Goods	Cayman Islands	2007/12/20
00955	Schramm Holdings AG	Industrials	Germany	2009/12/29
00486	United Company RUSAL Plc	Materials	Jersey	2010/01/27
01878	SouthGobi Resources Ltd.	Energy	Canada	2010/01/29
00973	L'Occitane International S.A.	Consumer Goods	Luxembourg	2010/05/07
02378	Prudential plc	Financials	England	2010/05/25
00975	Mongolian Mining Corporation	Energy	Cayman Islands	2010/10/13
06210 / 06230	Vale S.A.- Common and Preferred DR	Materials	Brazil	2010/12/08

Note: A listed company would be counted as a foreign company if it is incorporated overseas AND has a majority of its business outside Hong Kong and China, and as a domestic company if otherwise.

## Investment companies as at the end of 2010

Code	Name	Classification	Incorporation	Listing date
00170	China Assets (Holdings) Ltd.	Financials	Hong Kong	1992/04/15
02312	China Financial Leasing Group Ltd.	Financials	Cayman Islands	2002/10/28
01217	China Innovation Investment Ltd.	Financials	Cayman Islands	2002/08/28
00612	China Investments Fund Co. Ltd.	Financials	Cayman Islands	2002/01/02
00133	China Merchants China Direct Investments Ltd.	Financials	Hong Kong	1993/07/22
00339	Earnest Investments Holdings Ltd.	Financials	Bermuda	2000/07/26
01226	Garron International Ltd.	Financials	Cayman Islands	2002/09/19
01160	Grand Investment International Ltd.	Financials	Bermuda	2004/04/02
00428	Harmony Assets Ltd.	Financials	Cayman Islands	1993/12/14
00356	Incutech Investments Ltd.	Financials	Cayman Islands	2002/06/07
00905	Mastermind Capital Ltd.	Financials	Cayman Islands	1998/07/17
01227	National Investments Fund Ltd.	Financials	Cayman Islands	2002/09/27
01062	New Capital International Investment Ltd.	Financials	Cayman Islands	1994/05/10
01140	OP Financial Investments Ltd.	Financials	Cayman Islands	2003/03/20
00810	Opes Asia Development Ltd.	Financials	Bermuda	2002/02/28
00721	China Financial International Investments Ltd.	Financials	Bermuda	2001/06/08
00310	Prosperity Investment Holdings Ltd.	Financials	Bermuda	1992/12/21
00901	Radford Capital Investment Ltd.	Financials	Cayman Islands	2002/02/28
00770	Shanghai International Shanghai Growth Investment Ltd.	Financials	Cayman Islands	1993/11/30
00666	SHK Hong Kong Industries Ltd.	Financials	Hong Kong	1990/12/21
02324	Capital VC Ltd.	Financials	Cayman Islands	2003/10/27
00204	Temujin International Investments Ltd.	Financials	Cayman Islands	2000/12/12
00768	UBA Investments Ltd.	Financials	Cayman Islands	2000/01/18
00913	Unity Investments Holdings Ltd.	Financials	Cayman Islands	1999/10/27

## Secondary listing stocks as at the end of 2010

Code	Name	Classification	Incorporation	Listing date	Primary list
Code	Name	Classification	Incorporation	Listing date	Primary list
00945	Manulife Financial Corporation	Financials	Canada	1999/09/27	Toronto
01878	SouthGobi Energy Resources Ltd.	Energy	Canada	2010/01/29	Toronto
01021	Midas Holdings Ltd.	Materials	Singapore	2010/10/06	Singapore
06210	Vale S.A.- Common DRs	Materials	Brazil	2010/12/08	Brazil
06230	Vale S.A. – Class A Preferred DRs	Materials	Brazil	2010/12/08	Brazil

## Reorganisations / demergers

Code	Company	Particulars	Proposed date Completed/EGM date
00587	Hua Han Bio-Pharmaceutical Holdings Ltd.(Hua Han)	Hua Han proposed a separate listing of Magic Holdings International Ltd. (Magic Holdings) by way of a new issue and placing. Shareholders of Hua Han entitled to participate in the preferential offer of 20 Magic Holdings shares for every 4,000 Hua Han shares held at a price of \$3.30 per share. The shares of Magic Holdings would be listed on the Stock Exchange.	2010/08/20 2010/09/06
00035	Far East Consortium International Ltd. (FE Consort Intl)	FE Consort Intl proposed a separate listing of Kosmopolito Hotels Ltd. (Kosmo Hotels) by way of a new issue and placing. Shareholders of FE Consort Intl entitled to participate in the preferential offer of 15 Kosmo Hotels shares for every 1,000 FE Consort Intl shares held at a price of \$2.20 per share. The shares of Kosmo Hotels would be listed on the Stock Exchange.	2010/09/02 2010/09/17
00539	Victory City International Holdings Ltd. (Victory City)	Victory City proposed a separate listing of Ford Glory Group Holdings Ltd. (Ford Glory) by way of a new issue and placing. Shareholders of Victory City entitled to participate in the preferential offer of 40 Ford Glory shares for every 2,000 Victory City shares held at a price of \$0.60 per share. The shares of Ford Glory would be listed on the Stock Exchange.	2010/09/10 2010/10/05
01205	CITIC Resources Holdings Ltd. (CITIC Resources)	CITIC Resources proposed a separate listing of CITIC Dameng Holdings Ltd. (CITIC Dameng) by way of a new issue and placing. Shareholders of CITIC Resources entitled to participate in the preferential offer of 1 CITIC Dameng shares for every 71 CITIC Resources shares held at a price of \$2.75 per share. The shares of CITIC Dameng would be listed on the Stock Exchange.	2010/10/12 2010/10/27
00818	Hi Sun Technology (China) Ltd. (Hi Sun)	Hi Sun proposed a separate listing of PAX Global Technology Ltd. (PAX Global) by way of a new issue and placing. Shareholders of Hi Sun entitled to participate in the preferential offer of 1 PAX Global shares for every 3,000 Hi Sun shares held at a price of \$2.88 per share. The shares of PAX Global would be listed on the Stock Exchange.	2010/11/08 2010/11/24

## Privatisations by major shareholder

Code	Company	Particulars	Last trading date	Delisted date
02332	Hutchison Telecommunications International Ltd.	Cash offer HK\$2.20 for each share; approx. US\$4.25 for each ADS	2010/05/17	2010/05/25
00049	Wheelock Properties Ltd.	Cash offer HK\$13.00 for each share	2010/07/12	2010/07/22
00203	Denway Motors Ltd.	0.474026 Guangzhou Automobile Group Co., Ltd. H Share for each share	2010/08/16	2010/08/26
02387	Integrated Distribution Services Group Ltd.	Cash offer HK\$21.00 for each share or 0.585 Li & Fung Ltd. share for each share	2010/10/13	2010/11/01
00349	Industrial and Commercial Bank of China (Asia) Ltd.	Cash offer HK\$29.45 for each share	2010/12/13	2010/12/21

## Change of domicile

Code	Former company	New company	Place of incorporation	Effective date
Nil				

## Companies under suspension as at the end of 2010

Code	Stock	Last closing price		Date of suspension
		(HK\$)	(Date)	
00376	Asia TeleMedia Ltd.	0.100	(2008/03/18)	2008/03/18
02326	BEP International Holdings Ltd.	0.080	(2008/10/17)	2008/10/20
01182	C Y Foundation Group Ltd.	0.117	(2010/08/30)	2010/08/31
00384	China Gas Holdings Ltd.	3.390	(2010/12/17)	2010/12/20
00572	China Packaging Group Co. Ltd.	0.290	(2009/04/27)	2009/04/28
01094	China Public Procurement Ltd.	0.680	(2010/07/05)	2010/07/05
00648	China Renji Medical Group Ltd.	0.060	(2010/10/18)	2010/10/18
00479	CIL Holdings Ltd.	0.025	(2004/03/31)	2004/04/01
00439	Climax International Co. Ltd.	0.025	(2008/09/22)	2008/09/23
01008	CT Holdings (International) Ltd.	7.120	(2010/12/29)	2010/12/30
00048	EganaGoldpfeil (Holdings) Ltd.	0.660	(2007/09/11)	2007/09/12
00875	Ever Fortune International Holdings Ltd.	0.043	(2005/04/27)	2005/04/28
00036	Far East Holdings International Ltd.	0.770	(2010/09/03)	2010/09/03
00865	First Mobile Group Holdings Ltd.	0.168	(2009/11/26)	2009/11/27
01076	First Natural Foods Holdings Ltd.	0.295	(2008/12/12)	2008/12/15
01175	FU JI Food and Catering Services Holdings Ltd.	7.600	(2009/07/28)	2009/07/29
00115	Grand Field Group Holdings Ltd.	0.120	(2009/03/26)	2009/03/27
00979	Green Energy Group Ltd.	0.820	(2010/11/30)	2010/12/01
00657	G-Vision International (Holdings) Ltd.	0.690	(2010/12/24)	2010/12/28
00870	Hang Fung Gold Technology Ltd.	0.650	(2008/09/30)	2008/09/30
00946	Hontex International Holdings Co. Ltd.	2.060	(2010/03/29)	2010/03/30
00356	Incutech Investments Ltd.	0.480	(2008/06/12)	2008/06/13
01159	Karce International Holdings Co. Ltd.	0.240	(2010/09/22)	2010/09/22
02358	Mitsumaru East Kit (Holdings) Ltd.	0.940	(2008/02/13)	2008/02/14
00462	Natural Dairy (NZ) Holdings Ltd.	2.200	(2010/09/06)	2010/09/07
00456	New City (China) Development Ltd.	0.265	(2003/12/29)	2003/12/30
02339	Norstar Founders Group Ltd.	0.730	(2009/01/19)	2009/01/19
01220	Ocean Grand Holdings Ltd.	1.010	(2006/07/14)	2006/07/17
00502	Pan Sino International Holding Ltd.	0.580	(2007/04/27)	2007/04/30
00304	Peace Mark (Holdings) Ltd.	1.500	(2008/08/15)	2008/08/18
00334	Proview International Holdings Ltd.	0.202	(2010/08/02)	2010/08/02
00516	Pyxis Group Ltd.	0.170	(2010/07/02)	2010/07/05
00223	Sino Resources Group Ltd.	0.435	(2009/07/27)	2009/07/28
00059	Skyfame Realty (Holdings) Ltd.	0.530	(2009/11/02)	2009/11/03
02700	Smart Union Group (Holdings) Ltd.	0.099	(2008/10/14)	2008/10/15
00211	Styland Holdings Ltd.	0.025	(2004/04/20)	2004/04/21
02336	Sunlink International Holdings Ltd.	0.070	(2008/12/01)	2008/12/02
00928	Tack Fat Group International Ltd.	0.400	(2008/07/29)	2008/07/30
00204	Temujin International Investments Ltd.	1.570	(2010/12/10)	2010/12/13
00690	Uni-Bio Science Group Ltd.	0.425	(2010/03/09)	2010/03/09
00627	U-RIGHT International Holdings Ltd.	0.014	(2008/09/17)	2008/09/17
01139	Victory Group Ltd.	0.149	(2006/09/26)	2006/09/27
00607	Warderly International Holdings Ltd.	0.480	(2007/05/11)	2007/05/14
00739	Zhejiang Glass Co. Ltd. – H Shares	2.480	(2010/04/30)	2010/05/03



## Takeovers and mergers

Code	Company	Proposed date Offer closing date
01832	<b>Times Ltd.</b> Voluntary conditional cash offer was made by Lotte Shopping Holdings (Hong Kong) Co., Ltd. at a price of HK\$5.575 for each share	2009/12/21 2010/01/11
00665	<b>Taifook Securities Group Ltd.</b> <b>(Name changed to Haitong International Securities Group Ltd.)</b> Mandatory unconditional cash offers was made by Hai Tong (HK) Financial Holdings Ltd. at a price of HK\$4.88 for each share; HK\$0.001 for each option	2009/12/23 2010/01/13
00646	<b>Yardway Group Ltd.</b> Mandatory unconditional cash offer was made by Gentle International Holdings Ltd. at a price of HK\$0.15 for each share	2009/12/16 2010/01/13
00582	<b>Greenfield Chemical Holdings Ltd.</b> Mandatory unconditional cash offer was made by Hong Han Ltd. at a price of HK\$2.10 for each share	2009/12/31 2010/01/21
00332	<b>Ngai Lik Industrial Holdings Ltd.</b> Mandatory unconditional cash offer was made by Success Pioneer Ltd. at a price of HK\$0.012 for each share	2010/01/18 2010/02/17
00081	<b>Shell Electric Mfg (Holdings) Co. Ltd.</b> <b>(Name changed to China Overseas Grand Oceans Group Ltd.)</b> Voluntary unconditional cash offer was made by Star Amuse Ltd., an indirectly wholly owned by China Overseas Land & Investment Ltd. at a price of HK\$5.00 for each share	2010/02/26 2010/03/29
00993	<b>Simsen International Corporation Ltd.</b> Mandatory unconditional cash offer was made by Super Century Investments Ltd. at a price of HK\$0.20 for each share	2010/04/01 2010/04/22
00903	<b>TPV Technology Ltd.</b> Mandatory unconditional cash offer was made by CEIEC (H.K.) Ltd. and MITSUI & Co., Ltd. at a price of HK\$5.20 for each share, HK\$0.00001 for each option	2010/03/18 2010/04/22
00044	<b>Hong Kong Aircraft Engineering Co. Ltd.</b> Mandatory unconditional cash offer was made by Swire Pacific Ltd. at a price of HK\$105 for each share	2010/06/28 2010/07/27
01218	<b>Easyknit International Holdings Ltd.</b> Voluntary conditional offer was made by Sea Rejoice Ltd. at a price of HK\$3.3 for each share	2010/06/24 2010/08/17
02626	<b>Hunan Nonferrous Metals Corporation Ltd. – H Shares</b> Mandatory unconditional cash offer was made by China Minmetals H.K. (Holdings) Ltd. at a price of HK\$1.73 for each H share	2010/08/02 2010/08/23
03928	<b>Zhengzhou Gas Co. Ltd. – H Shares</b> Mandatory conditional cash offer was made by China Resources Gas (China) Investment Ltd. at a price of HK\$14.73 per H Share, RMB12.96 per Domestic share	2010/09/03 2010/10/08
00377	<b>New Island Printing Holdings Ltd.</b> Mandatory unconditional cash offer was made by Plus Wealthy Ltd. at a price of HK\$2.15 for each share	2010/09/30 2010/10/21
00174	<b>Kee Shing (Holdings) Ltd.</b> <b>(Name changed to Gemini Property Investments Ltd.)</b> Mandatory unconditional cash offer was made by Sino-Ocean Land (Hong Kong) Ltd., a wholly-owned subsidiary of Sino-Ocean Land Holdings Ltd. at a price of HK\$1.658 for each share	2010/10/21 2010/11/11
00978	<b>Tonic Industries Holdings Ltd.</b> Mandatory unconditional cash offer was made by Skill China Ltd. at a price of HK\$0.10635 for each share	2010/12/10 2010/12/31

## Share subdivisions and share consolidations

Code	Stock	Particulars	New par value (HK\$)	Effective date
00621	Wing Hing International (Holdings) Ltd.	Split 1 into 10	0.010	2010/01/05
00491	See Corporation Ltd.	Consolidation 20 into 1	0.010 *	2010/01/07
00568	Shandong Molong Petroleum Machinery Co. Ltd. – H Shares	Consolidation 10 into 1	RMB 1.0000	2010/01/07
00982	iOne Holdings Ltd.	Split 1 into 40	0.000	2010/01/12
01189	Rosedale Hotel Holdings Ltd. (Formerly: Wing On Travel (Holdings) Ltd.)	Consolidation 20 into 1	0.010 *	2010/02/02
00145	Hong Kong Building and Loan Agency Ltd., The	Split 1 into 10	0.100	2010/02/11
00720	Wo Kee Hong (Holdings) Ltd.	Split 1 into 5	0.020	2010/02/17
01218	Easyknit International Holdings Ltd.	Consolidation 10 into 1	0.100	2010/02/18
00901	Radford Capital Investment Ltd.	Consolidation 5 into 1	0.100 *	2010/02/24
00195	Vitar International Holdings Ltd.	Split 1 into 20	0.005	2010/02/24
01222	Wang On Group Ltd.	Consolidation 5 into 1	0.050	2010/02/24
00646	Yardway Group Ltd.	Split 1 into 2	0.025	2010/03/02
00508	Chevalier Pacific Holdings Ltd.	Split 1 into 10	0.050	2010/03/31
00202	Interchina Holdings Co. Ltd.	Consolidation 10 into 1	0.100 *	2010/04/12
01142	Siberian Mining Group Co. Ltd.	Consolidation 20 into 1	0.200	2010/04/12
00585	Imagi International Holdings Ltd.	Consolidation 10 into 1	0.001 *	2010/04/19
00692	Bao Yuan Holdings Ltd. (Formerly: Ching Hing (Holdings) Ltd.)	Split 1 into 5	0.010	2010/05/04
00193	Capital Estate Ltd.	Consolidation 10 into 1	0.100	2010/05/10
00513	Continental Holdings Ltd.	Split 1 into 10	0.010	2010/05/19
00933	Brightoil Petroleum (Holdings) Ltd.	Split 1 into 4	0.025	2010/05/28
00862	Vision Values Holdings Ltd. (Formerly: New World Mobile Holdings Ltd.)	Split 1 into 10	0.100	2010/05/28
00076	South Sea Petroleum Holdings Ltd.	Consolidation 50 into 1	USD 0.5000	2010/06/02
00310	Prosperity Investment Holdings Ltd.	Split 1 into 4	0.025	2010/06/28
00736	China Properties Investment Holdings Ltd.	Consolidation 5 into 1	0.050	2010/07/12
00120	Cosmopolitan International Holdings Ltd.	Split 1 into 5	0.000	2010/08/30
00692	Bao Yuan Holdings Ltd. (Formerly: Ching Hing (Holdings) Ltd.)	Consolidation 50 into 1	0.001 *	2010/09/02
01227	National Investments Fund Ltd.	Consolidation 5 into 1	0.050	2010/09/14
00897	Wai Yuen Tong Medicine Holdings Ltd.	Consolidation 25 into 1	0.010 *	2010/09/22
00736	China Properties Investment Holdings Ltd.	Consolidation 50 into 1	0.001 *	2010/10/11
01049	Celestial Asia Securities Holdings Ltd.	Split 1 into 10	0.010	2010/10/28
00091	New Smart Energy Group Ltd.	Consolidation 4 into 1	0.040	2010/10/29
00149	China Agri-Products Exchange Ltd.	Consolidation 10 into 1	0.100	2010/11/04
00104	Asia Commercial Holdings Ltd.	Split 1 into 5	0.020	2010/11/15
00397	China Gogreen Assets Investment Ltd. (Formerly: Hong Kong Health Check and Laboratory Holdings Co. Ltd.)	Consolidation 2 into 1	0.020	2010/11/19
00263	China Yunnan Tin Minerals Group Co. Ltd.	Consolidation 10 into 1	0.050 *	2010/11/26
00913	Unity Investments Holdings Ltd.	Consolidation 20 into 1	0.010 *	2010/12/02
00978	Tonic Industries Holdings Ltd.	Consolidation 10 into 1	0.010 *	2010/12/06
01003	21 Holdings Ltd.	Consolidation 20 into 1	0.010 *	2010/12/07
00329	Dragonite International Ltd. (Formerly: Ruyan Group (Holdings) Ltd.)	Consolidation 40 into 1	0.100 *	2010/12/15
00377	New Island Printing Holdings Ltd.	Split 1 into 10	0.010	2010/12/21
00928	Tack Fat Group International Ltd.	Consolidation 10 into 1	0.010 *	2010/12/21
00510	CASH Financial Services Group Ltd.	Split 1 into 5	0.020	2010/12/23
00009	China Mandarin Holdings Ltd.	Consolidation 10 into 1	0.100	2010/12/28

\* New par value after capital reorganisation

## Bonus issues/bonus warrants

Code	Stock	Particulars	Ex-date
01222	Wang On Group Ltd.	2 for 3 rts shares	2010/02/11
01174	Pacific Andes International Holdings Ltd.	1 2011 wt for 5	2010/03/08
01161	Water Oasis Group Ltd.	1 for 1	2010/03/10
00012	Henderson Land Development Co. Ltd.	1 2011 wt for 5	2010/04/16
00148	Kingboard Chemical Holdings Ltd.	1 2012 wt for 10	2010/04/20
02882	Hong Kong Resources Holdings Co. Ltd.	1 for 80	2010/04/23
00190	HKC (Holdings) Ltd.	1 for 10	2010/04/27
00190	HKC (Holdings) Ltd.	1 wt for 10	2010/04/27
00987	Hong Kong Energy (Holdings) Ltd.	1 for 10	2010/04/27
00987	Hong Kong Energy (Holdings) Ltd.	1 wt for 10	2010/04/27
00914	Anhui Conch Cement Co. Ltd. – H Shares	10 for 10	2010/04/30
00763	ZTE Corporation – H Shares	5 for 10	2010/04/30
00131	Cheuk Nang (Holdings) Ltd.	1 2011 wt for 15	2010/05/03
00337	SPG Land (Holdings) Ltd.	1 for 40	2010/05/04
00653	Bonjour Holdings Ltd.	5 for 1	2010/05/13
00003	Hong Kong and China Gas Co. Ltd., The	1 for 10	2010/05/14
01072	Dongfang Electric Corporation Ltd. – H Shares	10 for 10	2010/05/17
00543	Pacific Online Ltd.	1 for 20	2010/05/17
02342	Comba Telecom Systems Holdings Ltd.	1 for 10	2010/05/18
00868	Xinyi Glass Holdings Ltd.	1 for 1	2010/05/20
00947	MOBI Development Co., Ltd.	1 for 10	2010/05/26
00326	China Star Entertainment Ltd.	1 2012 wt for 5	2010/05/31
03838	China Starch Holdings Ltd.	1 for 1	2010/06/10
00166	New Times Energy Corporation Ltd.	1 2011 wt for 7	2010/06/10
01155	Centron Telecom International Holding Ltd.	1 for 10	2010/06/15
01988	China Minsheng Banking Corp., Ltd. – H Shares	2 for 10	2010/06/23
00672	Zhong An Real Estate Ltd.	1 for 5	2010/06/23
00860	Ming Fung Jewellery Group Ltd.	4 for 10	2010/07/02
00136	Mascotte Holdings Ltd.	3 for 2	2010/07/21
00869	Playmates Toys Ltd.	130 2010 wts for 1,000	2010/07/22
00300	Shenji Group Kunming Machine Tool Co. Ltd. – H Shares	2.5 for 10	2010/07/27
00896	Hanison Construction Holdings Ltd.	1 for 10	2010/08/04
00651	China Ocean Shipbuilding Industry Group Ltd.	2 for 1 offer shs	2010/08/09
00912	Suga International Holdings Ltd.	1 for 10	2010/08/19
00711	Chun Wo Development Holdings Ltd.	3 2013 wts for 16	2010/08/30
00599	E. Bon Holdings Ltd.	3 for 10	2010/09/01
01066	Shandong Weigao Group Medical Polymer Co. Ltd. – H Shares	1 for 1	2010/09/07
00653	Bonjour Holdings Ltd.	1 for 1	2010/09/13
00733	Hopefluent Group Holdings Ltd.	1 for 10	2010/09/14
00211	Styland Holdings Ltd.	1 for 10	2010/09/16
00477	AUPU Group Holding Co. Ltd.	1 for 2	2010/09/17
01049	Celestial Asia Securities Holdings Ltd.	1 for 5	2010/09/20
02342	Comba Telecom Systems Holdings Ltd.	1 for 10	2010/09/24
00897	Wai Yuen Tong Medicine Holdings Ltd.	1 for 5 rts shares	2010/09/28
03339	Lonking Holdings Ltd.	1 for 1	2010/10/11
00065	DeTeam Co. Ltd.	1 for 5	2010/10/22
02002	China Sunshine Paper Holdings Co. Ltd.	10 for 10	2010/11/16
00659	NWS Holdings Ltd.	1 for 2	2010/11/16
02338	Weichai Power Co. Ltd. – H Shares	10 for 10	2010/11/16
00131	Cheuk Nang (Holdings) Ltd.	1 2011 wt for 20	2010/11/22
00587	Hua Han Bio-Pharmaceutical Holdings Ltd.	1 for 5	2010/12/13
00178	Sa Sa International Holdings Ltd.	1 for 1	2010/12/14
00197	Heng Tai Consumables Group Ltd.	1 for 20	2010/12/21
00211	Styland Holdings Ltd.	1 for 20	2010/12/23
00449	Chigo Holding Ltd.	9 for 1	2010/12/28

## Rights issues/open offers

Code	Stock	Particulars	Funds raised (HK\$mil)	Ex-date payment date
00162	China Golden Development Holdings Ltd.	Open offer 1 for 2 @\$0.10	58.41	2009/12/16 2010/01/13
00472	JLF Investment Co. Ltd.	Open offer 1 for 5 @\$0.60	166.85	2009/12/23 2010/01/18
00660	Wai Chun Mining Industry Group Co. Ltd.	Open offer 1 for 5 @\$0.03	77.27	2009/12/30 2010/01/22
00952	Quam Ltd.	Rts 1 for 5 @\$0.23	36.33	2010/01/05 2010/01/26
00240	Build King Holdings Ltd.	Open offer 1 for 3 @\$0.15	46.57	2010/01/08 2010/02/01
00885	Forefront Group Ltd.	Rts 5 for 2 @\$0.28 (after consolidation 5 into 1)	307.57	2010/01/11 2010/02/08
00629	Yue Da Mining Holdings Ltd.	Open offer 1 for 1 @\$1.20	391.04	2010/02/03 2010/03/02
00040	Gold Peak Industries (Holdings) Ltd.	Rts 3 for 7 @\$0.65	153.02	2010/02/17 2010/03/09
00491	See Corporation Ltd.	Rts 8 for 1 @\$0.20	185.50	2010/02/12 2010/03/11
01222	Wang On Group Ltd.	Rts 3 for 1 @\$0.185 with bonus 2 for 3 rts shs (after consolidation 5 into 1)	301.78	2010/02/11 2010/03/11
00628	Dore Holdings Ltd.	Open offer 1 for 2 @\$0.20	92.87	2010/02/19 2010/03/15
03968	China Merchants Bank Co., Ltd. – H Shares	Rts 1.3 H shares for 10 H shares @\$10.06	4,525.77	2010/03/08 2010/03/29
00899	Asia Resources Holdings Ltd.	Open offer 1 for 2 @\$0.13	131.99	2010/03/17 2010/04/13
00145	Hong Kong Building and Loan Agency Ltd., The	Open offer 1 for 4 @\$0.10	56.25	2010/04/08 2010/04/29
00585	Imagi International Holdings Ltd.	Rts 4 for 1 @\$0.07 (after consolidation 10 into 1)	100.84	2010/04/09 2010/05/05
00913	Unity Investments Holdings Ltd.	Rts 2 for 1 @\$0.15	85.39	2010/04/19 2010/05/11
00399	United Gene High-Tech Group Ltd.	Rts 1 for 1 @\$0.052	316.28	2010/04/20 2010/05/13
02312	China Financial Leasing Group Ltd.	Open offer 1 for 2 @\$0.057	11.54	2010/04/22 2010/05/17
00329	Dragonite International Ltd. (Formerly: Ruyan Group (Holdings) Ltd.)	Rts 1 for 2 @\$0.10	83.18	2010/05/06 2010/05/31
00686	Time Infrastructure Holdings Ltd.	Open offer 1 for 4 @\$0.50	33.21	2010/05/26 2010/06/18
01136	TCC International Holdings Ltd.	Rts 1 for 2 @\$2.10	2,306.94	2010/05/26 2010/06/21
03328	Bank of Communications Co., Ltd. – H Shares	Rts 1.5 H shares for 10 H shares @\$5.14	17,782.70	2010/06/11 2010/07/09
00809	Global Bio-chem Technology Group Co. Ltd.	Rts 2 for 5 @\$0.75	695.65	2010/06/23 2010/07/13
00485	Starlight International Holdings Ltd.	Open offer 4 for 5 @\$0.12	75.37	2010/06/14 2010/07/14
00869	Playmates Toys Ltd.	Rts 1 for 2 @\$0.30	104.33	2010/06/30 2010/07/20
00455	Yunnan Enterprises Holdings Ltd.	Open offer 1 for 1 @\$0.21	196.36	2010/07/08 2010/07/29
00326	China Star Entertainment Ltd.	Rts 1 for 2 @\$0.10	144.46	2010/07/14 2010/08/04
02389	Genvon Group Ltd. (Formerly: Wang Sing International Holdings Group Ltd.)	Rts 3 for 2 @\$0.15	380.23	2010/07/15 2010/08/05
00901	Radford Capital Investment Ltd.	Rts 4 for 1 @\$0.10	110.47	2010/07/15 2010/08/06
00651	China Ocean Shipbuilding Industry Group Ltd.	Open offer 1 for 2 @\$0.50 with bonus 2 for 1 offer shs	225.52	2010/08/09 2010/09/01
00764	Eternity Investment Ltd. (Formerly: China Star Investment Holdings Ltd.)	Rts 3 for 1 @\$0.40	330.63	2010/08/26 2010/09/20
00009	China Mandarin Holdings Ltd.	Open offer 7 for 1 @\$0.0109	199.41	2010/08/25 2010/09/21
00897	Wai Yuen Tong Medicine Holdings Ltd.	Rts 5 for 1 @\$0.207 with bonus 1 for 5 rts shs (after consolidation 25 into 1)	301.06	2010/09/28 2010/10/20
00295	Kong Sun Holdings Ltd.	Open offer 1 for 2 @\$0.25	59.91	2010/09/28 2010/10/21
00123	Yuexiu Property Co. Ltd.	Open offer 3 for 10 @\$1.61	3,448.33	2010/10/04 2010/10/28
00355	Century City International Holdings Ltd.	Rts 1 for 10 @\$0.48	114.81	2010/10/13 2010/11/02
02888	Standard Chartered PLC	Rts 1 for 8 @\$156.82	40,855.65	2010/10/18 2010/11/05
00449	Chigo Holding Ltd.	Open offer 1 for 2 @\$1.00	255.44	2010/09/22 2010/11/08
00091	New Smart Energy Group Ltd.	Rts 2 for 1 @\$0.112 (after consolidation 4 into 1)	486.49	2010/11/01 2010/11/23
03988	Bank of China Ltd. – H Shares	Rts 1 for 10 @\$2.74	20,829.55	2010/11/05 2010/12/03
00939	China Construction Bank Corporation – H Shares	Rts 0.7 H share for 10 shares @\$4.38	68,889.67	2010/11/10 2010/12/08

## Rights issues/open offers (continued)

Code	Stock	Particulars	Funds raised (HK\$mil)	Ex-date payment date
00440	Dah Sing Financial Holdings Ltd.	Rts 1 for 8 @\$36.89	1,200.17	2010/11/22 2010/12/10
00692	Bao Yuan Holdings Ltd. (Formerly: Ching Hing (Holdings) Ltd.)	Rts 8 for 1 @\$0.05	217.89	2010/11/17 2010/12/13
01398	Industrial and Commercial Bank of China Ltd. – H Shares	Rts 0.45 H share for 10 H shares @\$3.49	13,044.02	2010/11/22 2010/12/16
00397	China Gogreen Assets Investment Ltd. (Formerly: Hong Kong Health Check and Laboratory Holdings Co. Ltd.)	Rts 9 for 1 @\$0.15 (after consolidation 2 into 1)	919.05	2010/11/22 2010/12/17
02356	Dah Sing Banking Group Ltd.	Rts 1 for 10 @\$9.00	1,000.58	2010/11/22 2010/12/17
00913	Unity Investments Holdings Ltd.	Rts 8 for 1 @\$0.36 (after consolidation 20 into 1)	135.26	2010/11/24 2010/12/17
00169	Hengli Properties Development (Group) Ltd.	Rts 1 for 1 @\$0.10	111.85	2010/11/29 2010/12/23
00512	China Grand Pharmaceutical and Healthcare Holdings Ltd.	Open offer 1 for 3 @\$0.58	278.52	2010/12/06 2010/12/24
<b>Total</b>			<b>181,861.98</b>	

## Placings

Code	Company	New shares placed	Placing price (HK\$)	Funds raised (HK\$ mil)	Allotment date
00279	Freeman Corporation Ltd. (Name changed to Freeman Financial Corporation Ltd.)	100,000,000	0.480	48.00	2010/01/06
01383	Hong Long Holdings Ltd.	25,000,000	0.950	23.75	2010/01/11
00332	Ngai Lik Industrial Holdings Ltd.	7,137,150,000	0.012	85.65	2010/01/11
01003	21 Holdings Ltd.	72,000,000	0.150	10.80	2010/01/12
00471	Global Flex Holdings Ltd. (Name changed to CMMB Vision Holdings Ltd.)	200,000,000	0.103	20.60	2010/01/13
00905	Mastermind Capital Ltd.	288,000,000	0.125	36.00	2010/01/13
00091	New Smart Energy Group Ltd.	1,300,000,000	0.061	79.30	2010/01/13
00850	PetroAsian Energy Holdings Ltd.	220,000,000	0.510	112.20	2010/01/13
01195	Sinotronics Holdings Ltd. (Name changed to Kingwell Group Ltd.)	111,793,000	0.380	42.48	2010/01/13
00023	Bank of East Asia, Ltd., The	167,104,200	30.600	5,113.39	2010/01/14
00913	Unity Investments Holdings Ltd.	28,770,000	0.380	10.93	2010/01/14
00910	China Grand Forestry Green Resources Group Ltd.	1,316,000,000	0.260	342.16	2010/01/19
03382	Tianjin Port Development Holdings Ltd.	986,502,000	2.500	2,466.26	2010/01/19
00195	Vitar International Holdings Ltd.	20,000,000	2.150	43.00	2010/01/19
00559	Hua Yi Copper Holdings Ltd.	390,000,000	0.131	51.09	2010/01/21
00630	Jackin International Holdings Ltd. (Name changed to Guojin Resources Holdings Ltd.)	210,000,000	0.950	199.50	2010/01/21
00632	Pearl Oriental Innovation Ltd.	65,000,000	1.020	66.30	2010/01/21
00763	ZTE Corporation – H Shares	58,294,800	45.000	2,623.27	2010/01/21
01136	TCC International Holdings Ltd.	256,568,000	3.300	846.67	2010/01/22
00039	Bio-Dynamic Group Ltd.	103,000,000	0.400	41.20	2010/01/25
00155	China Solar Energy Holdings Ltd.	600,000,000	0.136	81.60	2010/01/25
00887	Emperor Watch & Jewellery Ltd.	450,000,000	0.510	229.50	2010/01/25
02307	Kam Hing International Holdings Ltd.	30,000,000	2.300	69.00	2010/01/25
01062	New Capital International Investment Ltd.	136,418,800	0.270	36.83	2010/01/25
00474	Winbox International (Holdings) Ltd. (Name changed to Hao Tian Resources Group Ltd.)	554,216,000	1.260	698.31	2010/01/25
03300	China Glass Holdings Ltd.	46,330,000	0.530	24.55	2010/01/26
00755	Shanghai Zendai Property Ltd.	1,950,000,000	0.310	604.50	2010/01/26
00988	Loudong General Nice Resources (China) Holdings Ltd.	167,502,000	1.500	251.25	2010/01/27
01166	Solartech International Holdings Ltd.	262,000,000	0.120	31.44	2010/01/27
00698	Tongda Group Holdings Ltd.	160,000,000	0.240	38.40	2010/01/27
01073	China Agrotech Holdings Ltd.	50,000,000	0.950	47.50	2010/01/28
00166	New Times Energy Corporation Ltd.	743,100,000	0.310	230.36	2010/01/28
02088	Xiwang Sugar Holdings Co. Ltd.	120,000,000	2.510	301.20	2010/01/28
00351	Asia Energy Logistics Group Ltd.	1,500,000,000	0.159	238.50	2010/01/29
00279	Freeman Corporation Ltd. (Name changed to Freeman Financial Corporation Ltd.)	46,892,699	0.550	25.79	2010/01/29
00729	Jia Sheng Holdings Ltd. (Name changed to Thunder Sky Battery Ltd.)	366,084,242	0.730	267.24	2010/01/29
00381	Kiu Hung Energy Holdings Ltd.	180,000,000	0.339	61.02	2010/01/29
00395	Sino Dragon New Energy Holdings Ltd.	100,000,000	0.495	49.50	2010/01/29
00295	Kong Sun Holdings Ltd.	60,400,000	0.400	24.16	2010/02/02
01177	Sino Biopharmaceutical Ltd.	255,000,000	2.100	535.50	2010/02/02
00603	China Oil And Gas Group Ltd.	500,000,000	1.250	625.00	2010/02/03
00515	TC Interconnect Holdings Ltd.	48,000,000	1.300	62.40	2010/02/03
00471	Global Flex Holdings Ltd. (Name changed to CMMB Vision Holdings Ltd.)	165,945,000	0.108	17.92	2010/02/05
00705	CVM Minerals Ltd.	280,000,000	0.360	100.80	2010/02/08
03838	China Starch Holdings Ltd.	277,340,000	1.400	388.28	2010/02/10
00705	CVM Minerals Ltd.	80,000,000	0.360	28.80	2010/02/10
00081	Shell Electric Mfg (Holdings) Co. Ltd. (Name changed to China Overseas Grand Oceans Group Ltd.)	157,045,368	2.900	455.43	2010/02/10
00171	Silver Grant International Industries Ltd.	364,140,000	2.000	728.28	2010/02/10
02312	China Financial Leasing Group Ltd.	67,455,000	0.086	5.80	2010/02/11
01194	China Precious Metal Resources Holdings Co., Ltd.	90,000,000	1.940	174.60	2010/02/11
00326	China Star Entertainment Ltd.	540,000,000	0.140	75.60	2010/02/11
00061	Green Global Resources Ltd. (Name changed to North Asia Resources Holdings Ltd.)	232,140,000	1.680	390.00	2010/02/11
02362	Macau Investment Holdings Ltd.	97,000,000	0.250	24.25	2010/02/11
00310	Prosperity Investment Holdings Ltd.	21,300,000	1.800	38.34	2010/02/11
00031	China Aerospace International Holdings Ltd.	514,118,000	1.130	580.95	2010/02/18
00512	China Grand Pharmaceutical and Healthcare Holdings Ltd.	200,000,000	0.432	86.36	2010/02/18
00159	Wah Nam International Holdings Ltd.	334,000,000	0.900	300.60	2010/02/18
00913	Unity Investments Holdings Ltd.	100,000,000	0.380	38.00	2010/02/19
00899	Asia Resources Holdings Ltd.	250,000,000	0.190	47.50	2010/02/22
00508	Chevalier Pacific Holdings Ltd.	10,000,000	2.300	23.00	2010/02/22
00228	China Energy Development Holdings Ltd.	725,000,000	0.450	326.25	2010/02/22
01142	Siberian Mining Group Co. Ltd.	2,000,000,000	0.029	58.00	2010/02/22
01132	Orange Sky Golden Harvest Entertainment (Holdings) Ltd.	340,000,000	0.970	329.80	2010/02/24
00166	New Times Energy Corporation Ltd.	322,582,000	0.310	100.00	2010/02/26
00850	PetroAsian Energy Holdings Ltd.	220,000,000	1.020	224.40	2010/02/26
00794	Come Sure Group (Holdings) Ltd.	21,000,000	1.200	25.20	2010/03/04
00979	Green Energy Group Ltd.	36,000,000	0.675	24.30	2010/03/08
00362	China Zenith Chemical Group Ltd.	440,000,000	0.200	88.00	2010/03/09
02357	AviChina Industry & Technology Co. Ltd. – H Shares	334,633,402	3.400	1,137.75	2010/03/10
00273	Willie International Holdings Ltd.	200,000,000	0.450	90.00	2010/03/11
00305	Dragon Hill Wuling Automobile Holdings Ltd.	84,008,000	0.850	71.41	2010/03/12
00887	Emperor Watch & Jewellery Ltd.	264,810,000	0.540	143.00	2010/03/12
00794	Come Sure Group (Holdings) Ltd.	21,000,000	1.200	25.20	2010/03/15
02366	Qin Jia Yuan Media Services Co. Ltd.	35,922,000	1.480	53.16	2010/03/15
00209	Sewco International Holdings Ltd.	106,000,000	1.000	106.00	2010/03/15
00024	Burwill Holdings Ltd.	307,380,000	0.605	185.96	2010/03/16
00433	North Mining Shares Co. Ltd.	222,591,284	0.450	100.17	2010/03/16

## Placings (continued)

Code	Company	New shares placed	Placing price (HK\$)	Funds raised (HK\$ mil)	Allotment date
00903	TPV Technology Ltd.	234,583,614	5.200	1,219.83	2010/03/16
00397	China Gogreen Assets Investment Ltd.	552,000,000	0.400	220.80	2010/03/17
02398	Good Friend International Holdings Inc.	67,200,000	3.540	237.89	2010/03/17
01141	Poly Development Holdings Ltd. (Name changed to Beijing Yu Sheng Tang Pharmaceutical Group Ltd.)	425,912,000	1.140	485.54	2010/03/18
00707	Co-Prosperity Holdings Ltd.	110,000,000	0.410	45.10	2010/03/19
01195	Kingwell Group Ltd.	111,792,000	0.369	41.25	2010/03/19
00732	Truly International Holdings Ltd.	30,000,000	8.100	243.00	2010/03/22
03889	Global Sweeteners Holdings Ltd.	100,000,000	1.890	189.00	2010/03/23
00064	Get Nice Holdings Ltd.	300,000,000	0.500	150.00	2010/03/25
00761	Bel Global Resources Holdings Ltd.	300,000,000	0.210	63.00	2010/03/29
00767	Pacific Plywood Holdings Ltd.	265,540,000	0.158	41.96	2010/03/29
01194	China Precious Metal Resources Holdings Co., Ltd.	65,000,000	1.980	128.70	2010/03/31
00736	China Properties Investment Holdings Ltd.	90,000,000	0.084	7.56	2010/03/31
00412	Heritage International Holdings Ltd.	137,883,749	0.240	33.09	2010/03/31
00736	China Properties Investment Holdings Ltd.	510,000,000	0.084	42.84	2010/04/01
01188	Hybrid Kinetic Group Ltd.	338,300,000	0.350	118.41	2010/04/01
01070	TCL Multimedia Technology Holdings Ltd.	72,000,000	7.430	534.96	2010/04/01
00931	Artel Solutions Group Holdings Ltd.	200,000,000	0.520	104.00	2010/04/09
00382	Welling Holding Ltd.	600,000,000	0.420	252.00	2010/04/09
00909	Zhongda International Holdings Ltd.	18,450,000	0.813	15.00	2010/04/09
02349	China Water Property Group Ltd.	1,386,000,000	0.146	202.36	2010/04/12
00931	Artel Solutions Group Holdings Ltd.	200,000,000	0.520	104.00	2010/04/13
03989	New Environmental Energy Holdings Ltd.	9,341,000	1.670	15.60	2010/04/13
01166	Solartech International Holdings Ltd.	700,000,000	0.100	70.00	2010/04/13
03989	New Environmental Energy Holdings Ltd.	76,400,000	2.020	154.33	2010/04/14
00653	Bonjour Holdings Ltd.	9,000,000	9.000	81.00	2010/04/15
00425	Minth Group Ltd.	97,000,000	12.250	1,188.25	2010/04/19
01166	Solartech International Holdings Ltd.	1,300,000,000	0.100	130.00	2010/04/19
00260	Sino Gas Group Ltd.	215,000,000	0.377	81.06	2010/04/20
00279	Freeman Corporation Ltd. (Name changed to Freeman Financial Corporation Ltd.)	76,270,000	0.500	38.14	2010/04/21
00149	China Agri-Products Exchange Ltd.	1,200,000,000	0.050	60.00	2010/04/22
03886	Town Health International Investments Ltd.	150,000,000	0.810	121.50	2010/04/22
00862	Vision Values Holdings Ltd.	23,490,000	3.300	77.52	2010/04/22
00897	Wai Yuen Tong Medicine Holdings Ltd.	1,200,000,000	0.053	63.60	2010/04/22
01104	APAC Resources Ltd.	1,100,000,000	0.500	550.00	2010/04/23
00933	Brightoil Petroleum (Holdings) Ltd.	100,000,000	10.000	1,000.00	2010/04/23
00702	Genesis Energy Holdings Ltd. (Name changed to Sino Oil and Gas Holdings Ltd.)	874,000,000	0.198	173.05	2010/04/23
00860	Ming Fung Jewellery Group Ltd.	297,000,000	0.670	198.99	2010/04/23
01137	City Telecom (H.K.) Ltd.	80,500,000	5.046	406.16	2010/04/27
00689	EPI (Holdings) Ltd.	1,390,000,000	0.183	254.37	2010/04/27
00587	Hua Han Bio-Pharmaceutical Holdings Ltd.	264,740,000	2.670	706.86	2010/04/27
02005	Lijun International Pharmaceutical (Holding) Co. Ltd.	235,000,000	1.900	446.50	2010/04/27
00433	North Mining Shares Co. Ltd.	775,000,000	0.395	306.13	2010/04/27
00195	Vitar International Holdings Ltd.	480,000,000	0.650	312.00	2010/04/27
00073	Asian Citrus Holdings Ltd.	68,000,000	5.700	387.60	2010/04/28
00136	Mascotte Holdings Ltd.	109,184,800	0.990	108.09	2010/04/28
01194	China Precious Metal Resources Holdings Co., Ltd.	200,000,000	2.080	416.00	2010/04/29
01068	China Yurun Food Group Ltd.	90,000,000	23.880	2,149.20	2010/04/29
00943	eForce Holdings Ltd.	317,000,000	0.153	48.50	2010/04/30
00526	Magician Industries (Holdings) Ltd. (Name changed to Lisi Group (Holdings) Ltd.)	937,500,000	0.160	150.00	2010/04/30
01003	21 Holdings Ltd.	375,000,000	0.133	49.88	2010/05/03
00632	Pearl Oriental Innovation Ltd.	231,367,000	1.380	319.29	2010/05/03
03344	Addchance Holdings Ltd.	41,250,000	1.150	47.44	2010/05/04
00885	Forefront Group Ltd.	60,988,080	0.220	13.42	2010/05/04
01161	Water Oasis Group Ltd.	24,840,764	1.570	39.00	2010/05/04
00116	Chow Sang Sang Holdings International Ltd.	75,000,000	13.300	997.50	2010/05/05
00559	Hua Yi Copper Holdings Ltd.	468,300,000	0.153	71.65	2010/05/05
00621	Wing Hing International (Holdings) Ltd.	80,000,000	0.500	40.00	2010/05/05
00260	Sino Gas Group Ltd.	40,000,000	0.377	15.08	2010/05/06
03886	Town Health International Investments Ltd.	192,000,000	0.810	155.52	2010/05/06
00766	Sino Prosper State Gold Resources Holdings Ltd.	2,888,000,000	0.190	548.72	2010/05/07
03933	United Laboratories International Holdings Ltd., The	50,000,000	8.500	425.00	2010/05/07
00391	Mei Ah Entertainment Group Ltd.	722,580,000	0.208	150.30	2010/05/10
00570	Winteam Pharmaceutical Group Ltd.	155,000,000	0.850	131.75	2010/05/10
00585	Imagi International Holdings Ltd.	2,863,000,000	0.070	200.41	2010/05/11
00198	SMI Corporation Ltd.	503,752,000	0.435	219.13	2010/05/11
00256	China Haidian Holdings Ltd.	106,815,620	0.770	82.25	2010/05/12
01199	COSCO Pacific Ltd.	449,000,000	10.400	4,669.60	2010/05/12
01188	Hybrid Kinetic Group Ltd.	460,000,000	0.375	172.50	2010/05/12
01060	ChinaVision Media Group Ltd.	296,000,000	0.550	162.80	2010/05/18
00202	Interchina Holdings Co. Ltd.	440,000,000	0.650	286.00	2010/05/19
00081	Shell Electric Mfg (Holdings) Co. Ltd. (Name changed to China Overseas Grand Oceans Group Ltd.)	41,000,000	5.000	205.00	2010/05/19
00595	AV Concept Holdings Ltd.	57,000,000	1.050	59.85	2010/05/26
00702	Genesis Energy Holdings Ltd. (Name changed to Sino Oil and Gas Holdings Ltd.)	200,000,000	0.220	44.00	2010/05/31
00729	Thunder Sky Battery Ltd.	400,000,000	0.730	292.00	2010/05/31
03366	Overseas Chinese Town (Asia) Holdings Ltd.	151,800,000	5.000	759.00	2010/06/02
00260	Sino Gas Group Ltd.	80,000,000	0.377	30.16	2010/06/02
00723	Sustainable Forest Holdings Ltd.	412,000,000	0.500	206.00	2010/06/02
00736	China Properties Investment Holdings Ltd.	500,000,000	0.055	27.50	2010/06/03

## Placings (continued)

Code	Company	New shares placed	Placing price (HK\$)	Funds raised (HK\$ mil)	Allotment date
00471	CMMB Vision Holdings Ltd.	184,400,000	0.111	20.47	2010/06/03
00412	Heritage International Holdings Ltd.	400,000,000	0.250	100.00	2010/06/03
03886	Town Health International Investments Ltd.	245,500,000	0.810	198.86	2010/06/03
00701	CNT Group Ltd.	314,734,281	0.337	106.14	2010/06/07
02888	Standard Chartered PLC	24,000,000	173.264	4,158.34	2010/06/07
00199	ITC Properties Group Ltd.	94,000,000	1.600	150.40	2010/06/08
00402	Ming Hing Waterworks Holdings Ltd. (Name changed to Mongolia Investment Group Ltd.)	3,800,000,000	0.120	456.00	2010/06/17
00736	China Properties Investment Holdings Ltd.	500,000,000	0.039	19.50	2010/06/22
00329	Ruyan Group (Holdings) Ltd. (Name changed to Dragonite International Ltd.)	332,721,166	0.100	33.27	2010/06/22
00273	Willie International Holdings Ltd.	171,437,476	0.255	43.72	2010/06/23
00563	Neo-China Land Group (Holdings) Ltd. (Name changed to Shanghai Industrial Urban Development Group Ltd.)	683,692,000	2.320	1,586.17	2010/06/24
00985	CST Mining Group Ltd.	23,400,000,000	0.200	4,680.00	2010/06/25
00702	Genesis Energy Holdings Ltd. (Name changed to Sino Oil and Gas Holdings Ltd.)	550,000,000	0.220	121.00	2010/06/25
00990	Theme International Holdings Ltd.	70,000,000	1.000	70.00	2010/06/25
00508	Chevalier Pacific Holdings Ltd.	119,695,000	0.530	63.44	2010/06/28
00789	Artini China Co. Ltd.	83,543,000	0.530	44.28	2010/06/29
01177	Sino Biopharmaceutical Ltd.	185,000,000	3.350	619.75	2010/06/29
00159	Wah Nam International Holdings Ltd.	185,000,000	1.110	205.35	2010/06/29
01140	OP Financial Investments Ltd.	156,900,000	1.900	298.11	2010/06/30
00246	Real Gold Mining Ltd.	100,000,000	11.860	1,186.00	2010/07/07
00981	Semiconductor Manufacturing International Corporation	1,500,000,000	0.520	780.00	2010/07/15
02088	Xiwang Sugar Holdings Co. Ltd.	22,296,000	1.740	38.80	2010/07/15
00802	RCG Holdings Ltd.	5,000,000	5.000	25.00	2010/07/21
00838	EVA Precision Industrial Holdings Ltd.	80,000,000	3.600	288.00	2010/07/22
01226	Garron International Ltd.	14,130,000	0.368	5.20	2010/07/22
00609	Tiande Chemical Holdings Ltd.	20,000,000	1.050	21.00	2010/07/22
00764	Eternity Investment Ltd.	45,920,000	0.550	25.26	2010/07/23
01192	Titan Petrochemicals Group Ltd.	1,000,000,000	0.370	370.00	2010/07/23
00885	Forefront Group Ltd.	1,250,000,000	0.100	125.00	2010/07/29
00606	China Agri-Industries Holdings Ltd.	178,000,000	8.750	1,557.50	2010/08/02
00412	Heritage International Holdings Ltd.	182,006,498	0.112	20.38	2010/08/02
00094	Greenheart Group Ltd.	230,000,000	1.820	418.60	2010/08/03
01049	Celestial Asia Securities Holdings Ltd.	20,000,000	2.500	50.00	2010/08/05
00039	Bio-Dynamic Group Ltd.	90,000,000	0.480	43.20	2010/08/06
00933	Brightoil Petroleum (Holdings) Ltd.	300,000,000	3.450	1,035.00	2010/08/09
00273	Willie International Holdings Ltd.	205,724,971	0.165	33.94	2010/08/09
00736	China Properties Investment Holdings Ltd.	280,000,000	0.076	21.28	2010/08/12
01129	China Water Industry Group Ltd.	265,476,000	0.108	28.67	2010/08/12
00263	China Yunnan Tin Minerals Group Co. Ltd.	600,000,000	0.100	60.00	2010/08/12
00988	Loudong General Nice Resources (China) Holdings Ltd.	29,133,000	1.200	34.96	2010/08/12
00310	Prosperity Investment Holdings Ltd.	119,600,000	0.750	89.70	2010/08/12
00279	Freeman Corporation Ltd. (Name changed to Freeman Financial Corporation Ltd.)	99,125,239	0.275	27.26	2010/08/13
00692	Ching Hing (Holdings) Ltd. (Name changed to Bao Yuan Holdings Ltd.)	2,057,767,649	0.010	20.58	2010/08/16
01227	National Investments Fund Ltd.	788,824,000	0.041	32.34	2010/08/16
00119	Poly (Hong Kong) Investments Ltd.	400,000,000	8.800	3,520.00	2010/08/16
00988	Loudong General Nice Resources (China) Holdings Ltd.	200,010,000	1.200	240.01	2010/08/17
00901	Radford Capital Investment Ltd.	50,234,378	0.100	5.02	2010/08/20
00682	Chaoda Modern Agriculture (Holdings) Ltd.	154,838,000	7.530	1,165.93	2010/08/24
00149	China Agri-Products Exchange Ltd.	260,000,000	0.050	13.00	2010/08/27
00149	China Agri-Products Exchange Ltd.	560,000,000	0.050	28.00	2010/08/31
00668	Doxen Energy Group Ltd.	508,600,000	1.040	528.94	2010/08/31
00668	Doxen Energy Group Ltd.	120,000,000	1.000	120.00	2010/08/31
00008	PCCW Ltd.	500,000,000	2.600	1,300.00	2010/08/31
03389	Hengdeli Holdings Ltd.	300,000,000	3.480	1,044.00	2010/09/02
00209	Sewco International Holdings Ltd.	238,000,000	1.000	238.00	2010/09/06
00030	ABC Communications (Holdings) Ltd.	16,000,000	1.380	22.08	2010/09/10
00736	China Properties Investment Holdings Ltd.	360,000,000	0.056	20.16	2010/09/13
00910	China Grand Forestry Green Resources Group Ltd.	1,000,000,000	0.210	210.00	2010/09/15
01899	Xingda International Holdings Ltd.	138,600,000	5.500	762.30	2010/09/15
01193	China Resources Gas Group Ltd.	230,000,000	10.750	2,472.50	2010/09/17
01173	Veeko International Holdings Ltd.	150,000,000	0.268	40.20	2010/09/20
00658	China High Speed Transmission Equipment Group Co., Ltd.	130,000,000	17.380	2,259.40	2010/09/21
03323	China National Building Material Co. Ltd. – H Shares	238,947,729	16.000	3,823.16	2010/09/21
00712	Comtec Solar Systems Group Ltd.	100,000,000	2.300	230.00	2010/09/21
03933	United Laboratories International Holdings Ltd., The	51,500,000	15.220	783.83	2010/09/28
00072	Modern Media Holdings Ltd.	17,000,000	1.300	22.10	2010/09/29
00182	China WindPower Group Ltd.	101,140,000	0.770	77.88	2010/09/30
00159	Wah Nam International Holdings Ltd.	178,000,000	1.150	204.70	2010/09/30
00279	Freeman Corporation Ltd. (Name changed to Freeman Financial Corporation Ltd.)	118,950,000	0.320	38.06	2010/10/08
00708	New Media Group Holdings Ltd.	120,000,000	0.750	90.00	2010/10/08
03331	Vinda International Holdings Ltd.	28,500,000	9.500	270.75	2010/10/08
01142	Siberian Mining Group Co. Ltd.	60,000,000	0.225	13.50	2010/10/11
01141	Beijing Yu Sheng Tang Pharmaceutical Group Ltd.	517,000,000	0.285	147.35	2010/10/12
00692	Ching Hing (Holdings) Ltd. (Name changed to Bao Yuan Holdings Ltd.)	90,786,423	0.275	24.97	2010/10/12
00165	China Everbright Ltd.	129,000,000	17.708	2,284.33	2010/10/14
01142	Siberian Mining Group Co. Ltd.	120,000,000	0.200	24.00	2010/10/15
00628	Dore Holdings Ltd.	349,000,000	0.112	39.09	2010/10/19
00412	Heritage International Holdings Ltd.	316,607,798	0.102	32.29	2010/10/19
00841	Asia Cassava Resources Holdings Ltd.	40,000,000	2.300	92.00	2010/10/20



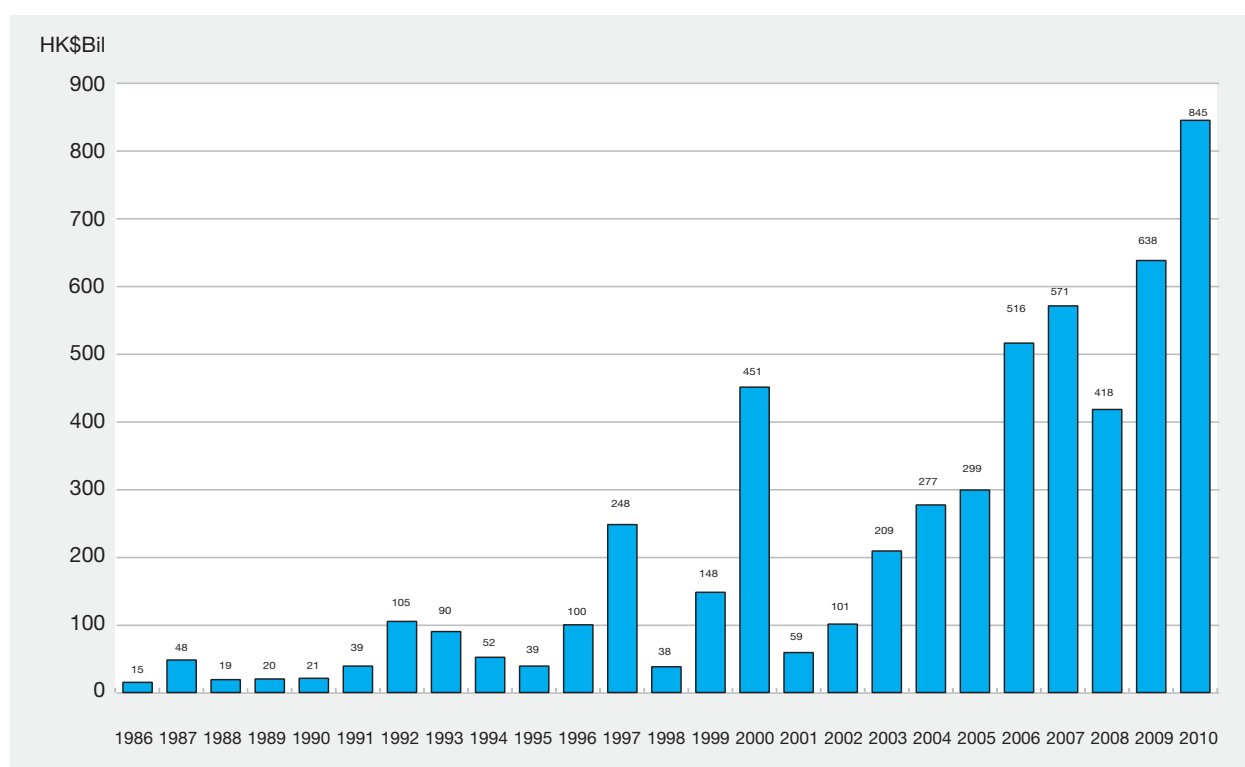
## Placings (continued)

Code	Company	New shares placed	Placing price (HK\$)	Funds raised (HK\$ mil)	Allotment date
00263	China Yunnan Tin Minerals Group Co. Ltd.	400,000,000	0.100	40.00	2010/10/21
01142	Siberian Mining Group Co. Ltd.	100,000,000	0.172	17.20	2010/10/21
01166	Solartech International Holdings Ltd.	7,200,000,000	0.020	144.00	2010/10/21
00539	Victory City International Holdings Ltd.	130,000,000	1.830	237.90	2010/10/22
01193	China Resources Gas Group Ltd.	186,654,223	10.715	2,000.00	2010/10/25
00686	Time Infrastructure Holdings Ltd.	280,000,000	0.500	140.00	2010/10/25
00923	Fook Woo Group Holdings Ltd.	366,275,000	2.400	879.06	2010/10/26
00950	Lee's Pharmaceutical Holdings Ltd.	15,000,000	2.800	42.00	2010/10/26
00806	Value Partners Group Ltd.	140,000,000	5.680	795.20	2010/10/26
00769	China Rare Earth Holdings Ltd.	120,000,000	3.950	474.00	2010/10/27
00395	Sino Dragon New Energy Holdings Ltd.	221,000,000	0.324	71.60	2010/10/27
00905	Mastermind Capital Ltd.	355,200,000	0.125	44.40	2010/10/28
00198	SMI Corporation Ltd.	672,300,000	0.480	322.70	2010/10/28
00474	Hao Tian Resources Group Ltd.	363,740,000	0.900	327.37	2010/10/29
01055	China Southern Airlines Co. Ltd. – H Shares	312,500,000	2.730	853.13	2010/11/01
00850	PetroAsian Energy Holdings Ltd.	400,000,000	0.550	220.00	2010/11/01
00702	Sino Oil and Gas Holdings Ltd.	432,220,000	0.450	194.50	2010/11/02
00384	China Gas Holdings Ltd.	718,556,000	4.310	3,096.98	2010/11/08
01227	National Investments Fund Ltd.	76,647,872	0.430	32.96	2010/11/08
01227	National Investments Fund Ltd.	112,670,000	0.430	48.45	2010/11/09
00476	Sinocop Resources (Holdings) Ltd.	110,000,000	0.400	44.00	2010/11/09
02010	Ruinian International Ltd.	85,000,000	7.200	612.00	2010/11/10
00632	Pearl Oriental Innovation Ltd.	188,225,000	1.400	263.52	2010/11/11
00273	Willie International Holdings Ltd.	246,000,000	0.180	44.28	2010/11/11
00274	Global Green Tech Group Ltd.	340,000,000	0.120	40.80	2010/11/12
00101	Hang Lung Properties Ltd.	293,864,000	37.450	11,005.21	2010/11/12
00342	NewOcean Energy Holdings Ltd.	150,000,000	1.780	267.00	2010/11/12
01068	China Yurun Food Group Ltd.	47,000,000	30.000	1,410.00	2010/11/15
00877	O-Net Communications (Group) Ltd.	60,000,000	5.500	330.00	2010/11/15
00346	Sino Union Energy Investment Group Ltd.	206,000,000	0.675	139.05	2010/11/15
00703	Future Bright Holdings Ltd.	92,300,000	0.410	37.84	2010/11/16
00802	RCG Holdings Ltd.	10,500,000	4.000	42.00	2010/11/16
00981	Semiconductor Manufacturing International Corporation	1,528,038,461	0.520	794.58	2010/11/16
00377	New Island Printing Holdings Ltd.	44,000,000	2.300	101.20	2010/11/17
00389	China Tontine Wines Group Ltd.	300,000,000	2.080	624.00	2010/11/18
00632	Pearl Oriental Innovation Ltd.	139,525,000	1.400	195.34	2010/11/18
00861	Digital China Holdings Ltd.	70,000,000	15.472	1,083.04	2010/11/22
00083	Sino Land Co. Ltd.	305,000,000	16.850	5,139.25	2010/11/23
00753	Air China Ltd. – H Shares	157,000,000	6.620	1,039.34	2010/11/24
00721	China Financial International Investments Ltd.	496,700,000	0.150	74.51	2010/11/24
00438	IRICO Group Electronics Co. Ltd. – H Shares	97,058,000	1.260	122.29	2010/11/29
02362	Macau Investment Holdings Ltd.	1,667,142,857	0.280	466.80	2010/11/30
02362	Macau Investment Holdings Ltd.	417,000,000	0.280	116.76	2010/11/30
01129	China Water Industry Group Ltd.	275,796,000	0.108	29.79	2010/12/01
00197	Heng Tai Consumables Group Ltd.	335,000,000	1.150	385.25	2010/12/01
00471	CMMB Vision Holdings Ltd.	42,976,800	0.110	4.73	2010/12/02
00948	Z-Obee Holdings Ltd.	40,000,000	2.580	103.20	2010/12/02
00398	Oriental Watch Holdings Ltd.	50,000,000	4.380	219.00	2010/12/03
01142	Siberian Mining Group Co. Ltd.	200,000,000	0.190	38.00	2010/12/06
00188	SW Kingsway Capital Holdings Ltd.	324,820,000	0.238	77.31	2010/12/06
00953	Meike International Holdings Ltd.	157,500,000	1.890	297.68	2010/12/07
00978	Tonic Industries Holdings Ltd.	909,785,366	0.088	79.97	2010/12/07
00978	Tonic Industries Holdings Ltd.	52,894,498	0.088	4.65	2010/12/07
03300	China Glass Holdings Ltd.	83,000,000	4.500	373.50	2010/12/08
03300	China Glass Holdings Ltd.	9,500,000	4.500	42.75	2010/12/08
00590	Luk Fook Holdings (International) Ltd.	50,000,000	23.150	1,157.50	2010/12/09
00767	Pacific Plywood Holdings Ltd.	321,000,000	0.105	33.71	2010/12/09
00395	Sino Dragon New Energy Holdings Ltd.	119,000,000	0.498	59.26	2010/12/10
02312	China Financial Leasing Group Ltd.	91,005,000	0.095	8.65	2010/12/13
00039	Bio-Dynamic Group Ltd.	30,000,000	1.150	34.50	2010/12/15
00646	Yardway Group Ltd.	96,885,813	0.434	42.00	2010/12/15
00595	AV Concept Holdings Ltd.	97,200,000	1.620	157.46	2010/12/17
00646	Yardway Group Ltd.	46,136,101	0.434	20.00	2010/12/17
00721	China Financial International Investments Ltd.	596,960,000	0.250	149.24	2010/12/21
00491	See Corporation Ltd.	207,000,000	0.180	37.26	2010/12/21
02324	Capital VC Ltd.	64,910,000	0.350	22.72	2010/12/22
00773	China Metal Recycling (Holdings) Ltd.	90,000,000	7.850	706.50	2010/12/22
00860	Ming Fung Jewellery Group Ltd.	356,000,000	0.780	277.68	2010/12/23
01173	Veeko International Holdings Ltd.	100,000,000	0.450	45.00	2010/12/24
00145	Hong Kong Building and Loan Agency Ltd., The	1,135,000,000	0.110	124.85	2010/12/28
00902	Huaneng Power International, Inc. – H Shares	500,000,000	4.730	2,365.00	2010/12/28
01062	New Capital International Investment Ltd.	163,702,560	0.560	91.67	2010/12/28
00073	Asian Citrus Holdings Ltd.	175,000,000	8.880	1,554.00	2010/12/29
00256	China Haidian Holdings Ltd.	390,138,000	1.210	472.07	2010/12/29
00702	Sino Oil and Gas Holdings Ltd.	437,000,000	0.450	196.65	2010/12/29
00188	SW Kingsway Capital Holdings Ltd.	108,000,000	0.265	28.62	2010/12/29
00663	King Stone Energy Group Ltd.	1,000,000,000	0.205	205.00	2010/12/30
01997	Regent Manner International Holdings Ltd.	15,000,000	3.600	54.00	2010/12/30
<b>Total</b>				<b>132,958.08</b>	

## Funds raised by classification, 1993 – 2010

		HK\$ bil																		
Type	Listing method	1993	1994	1995	1996	1997	1998	1999	2000	2001	2002	2003	2004	2005	2006	2007	2008	2009	2010	
Equities	Offer for subscription	15.15	8.80	2.56	7.25	18.51	3.68	2.67	11.77	2.23	2.76	14.53	21.55	18.60	48.03	88.56	9.53	51.08	41.63	
	Offer for sale	2.97	0.25	0.29	2.47	0.12	0.14	0.07	0.23	2.48	22.40	5.17	21.71	6.82	33.26	33.69	7.69	21.41	175.23	
	Offer for placing	11.06	8.31	5.26	21.50	63.02	2.14	12.82	105.30	16.89	19.81	37.37	51.21	139.57	250.79	168.20	48.54	175.38	231.97	
	Placing	30.60	11.69	11.51	46.11	78.17	16.40	69.92	106.25	11.61	15.56	16.30	45.96	62.26	110.68	152.92	54.23	140.59	132.96	
	Rights issue	9.27	5.64	1.29	4.65	16.30	5.30	7.36	11.71	2.99	5.24	2.27	7.09	9.54	8.26	22.44	45.12	168.41	176.06	
	Open offer	-	-	-	-	0.21	0.08	0.71	0.94	0.95	0.51	0.51	1.00	0.89	2.21	7.31	2.48	8.90	5.80	
	Consideration issue	4.68	5.03	9.23	10.15	58.86	9.70	50.11	205.02	14.26	27.53	125.72	114.46	44.25	36.33	70.16	239.71	62.13	65.12	
	Warrants exercised	14.25	10.83	8.19	5.57	8.32	0.31	2.51	2.69	0.27	0.69	1.13	1.21	1.45	5.35	10.18	2.25	2.02	2.12	
	Share option scheme	2.03	1.31	0.87	2.32	4.06	0.51	2.56	7.37	6.91	6.91	6.12	12.33	15.29	21.10	17.62	8.63	7.80	14.60	
		<b>Equities funds raised</b>	<b>90.01</b>	<b>51.86</b>	<b>39.20</b>	<b>100.02</b>	<b>247.58</b>	<b>38.26</b>	<b>148.12</b>	<b>451.28</b>	<b>58.59</b>	<b>101.41</b>	<b>209.12</b>	<b>276.52</b>	<b>298.66</b>	<b>516.03</b>	<b>571.08</b>	<b>418.19</b>	<b>637.73</b>	<b>845.49</b>
Debt securities		171.26	283.59	108.83	127.98	178.21	87.98	52.95	23.84	28.60	19.35	43.47	105.40	60.86	64.88	58.13	41.58	47.38	140.28	
Unit trusts/Mutual funds		0.39	-	-	-	-	-	33.33	-	0.26	0.35	0.29	6.80	35.18	9.01	8.42	-	-	-	
Derivative warrants – premium		5.86	11.20	4.65	18.39	33.29	15.63	17.68	29.79	15.84	62.16	63.88	139.43	154.80	247.78	791.31	555.89	263.29	328.11	
Equity warrants – premium		0.22	-	0.15	1.15	1.44	-	0.24	0.34	0.23	0.10	0.08	0.05	0.13	-	0.13	0.03	-	0.03	
Equity linked instruments – premium		-	-	-	-	-	-	-	-	-	2.10	0.70	1.52	-	-	-	-	-	-	
Callable bull/bear contracts – premium		-	-	-	-	-	-	-	-	-	-	-	-	-	4.08	31.48	443.30	519.33	360.05	

## Equity funds raised, 1986 – 2010



## Funds raised by Mainland enterprises H shares, 1993 – 2010

																	HK\$ bil			
Type	Listing method	1993	1994	1995	1996	1997	1998	1999	2000	2001	2002	2003	2004	2005	2006	2007	2008	2009	2010	
Equities	Offer for subscription	5.05	2.84	0.19	1.16	6.12	2.07	0.70	2.50	0.65	1.43	12.09	9.57	11.30	38.07	19.33	5.43	21.02	9.59	
	Offer for sale	-	-	-	-	-	-	-	-	0.34	1.32	4.55	3.19	3.36	25.46	-	-	4.18	-	
	Offer for placing	3.09	7.04	1.82	5.68	25.92	-	3.56	49.25	4.57	14.12	29.62	27.26	122.52	226.50	55.44	24.06	88.98	128.87	
	Placing	-	-	0.98	1.04	1.05	1.48	-	-	0.50	-	0.59	19.23	21.49	13.80	7.84	4.61	7.55	11.96	
	Rights issue	-	-	-	-	-	-	-	-	-	-	-	-	-	-	3.12	-	-	125.07	
	Open offer	-	-	-	-	-	-	-	-	-	-	-	-	-	-	-	-	-	-	
	Consideration issue	-	-	-	-	-	-	-	-	-	-	-	-	-	-	-	-	-	-	15.39
	Warrants exercised	-	-	-	-	-	-	-	-	-	-	-	-	-	-	-	-	-	-	-
	Share option scheme	-	-	-	-	-	-	-	-	-	-	-	-	-	-	-	-	0.01	-	-
	<b>Equities funds raised</b>		<b>8.14</b>	<b>9.88</b>	<b>2.99</b>	<b>7.87</b>	<b>33.08</b>	<b>3.55</b>	<b>4.26</b>	<b>51.75</b>	<b>6.07</b>	<b>16.87</b>	<b>46.84</b>	<b>59.25</b>	<b>158.68</b>	<b>303.82</b>	<b>85.73</b>	<b>34.11</b>	<b>121.73</b>	<b>290.88</b>

## Funds raised by Red Chip stocks, 1993 – 2010

																	HK\$ bil			
Type	Listing method	1993	1994	1995	1996	1997	1998	1999	2000	2001	2002	2003	2004	2005	2006	2007	2008	2009	2010	
Equities	Offer for subscription	0.78	1.04	0.30	0.73	5.66	0.05	0.19	1.97	0.64	0.04	0.77	3.98	0.38	1.20	14.49	-	3.09	2.46	
	Offer for sale	-	-	0.20	-	0.05	-	-	0.05	1.78	20.56	-	1.72	-	0.19	8.22	-	-	-	
	Offer for placing	0.17	0.50	1.07	2.70	33.68	0.09	1.79	42.08	9.64	0.36	2.19	8.84	0.66	1.38	26.88	-	4.92	3.84	
	Placing	9.51	6.17	0.31	10.84	27.97	10.71	18.61	61.80	2.54	6.89	0.69	6.11	0.30	22.61	30.90	7.63	33.69	22.55	
	Rights issue	4.49	1.32	0.20	0.29	2.18	0.38	1.09	0.18	-	0.96	-	-	0.24	0.61	2.73	6.39	11.34	-	
	Open offer	-	-	-	-	-	-	-	-	0.77	-	0.07	-	-	0.59	2.72	-	2.51	3.84	
	Consideration issue	-	3.03	3.70	3.84	10.43	5.93	33.04	186.11	2.94	22.94	0.15	2.96	15.68	12.90	15.93	206.36	21.18	21.46	
	Warrants exercised	0.08	1.13	0.87	0.44	0.56	0.11	0.04	0.67	0.10	0.00	0.01	0.07	0.21	3.18	7.59	1.51	0.18	0.10	
	Share option scheme	0.05	0.04	0.02	0.17	0.46	0.10	0.41	0.80	0.67	0.98	1.01	2.67	4.92	8.12	5.51	1.91	1.09	1.18	
	<b>Equities funds raised</b>		<b>15.08</b>	<b>13.23</b>	<b>6.67</b>	<b>19.01</b>	<b>80.98</b>	<b>17.37</b>	<b>55.18</b>	<b>293.66</b>	<b>19.08</b>	<b>52.72</b>	<b>4.89</b>	<b>26.37</b>	<b>22.39</b>	<b>50.77</b>	<b>114.97</b>	<b>223.80</b>	<b>78.01</b>	<b>55.42</b>

## Newly listed equity warrants, 2010

Code	Warrant	Subscription price per unit (HK\$)	Subscription period	Initial issued amount (HK\$mil)	Listing date
00932	China Solar Energy Holdings Ltd. Warrants 2012	0.140	2010/02/10 – 2012/02/09	26.03	2010/02/10
00624	Pacific Andes International Holdings Ltd. Warrants 2011	1.800	2010/04/01 – 2011/06/15		2010/04/01
00971	Kingboard Chemical Holdings Ltd. Warrants 2012	40.000	2010/05/03 – 2012/10/31		2010/05/05
00942	Cheuk Nang (Holdings) Ltd. Warrants 2011	1.700	2010/05/20 – 2011/05/20		2010/05/25
00879	Henderson Land Development Co. Ltd. Warrants 2011	58.000	2010/06/02 – 2011/06/01		2010/06/04
00795	Hong Kong Energy (Holdings) Ltd. Warrants 2011	0.600	2010/06/09 – 2011/06/08		2010/06/11
00492	HKC (Holdings) Ltd. Warrants 2011	0.500	2010/06/09 – 2011/06/08		2010/06/11
00972	China Star Entertainment Ltd. Warrants 2012	0.193	2010/06/15 – 2012/06/14		2010/06/18
00937	New Times Energy Corporation Ltd. Warrants 2011	0.270	2010/06/25 – 2011/06/24		2010/06/29
00965	Playmates Toys Ltd. Warrants 2012	0.450	2010/08/04 – 2012/08/04		2010/08/04
01032	Chun Wo Development Holdings Ltd. Warrants 2013	0.500	2010/09/13 – 2013/09/12		2010/09/13
01092	Cheuk Nang (Holdings) Ltd. Warrants Dec 2011	1.800	2010/12/14 – 2011/12/13		2010/12/15

## List of expired equity warrants, 2010

Code	Warrant	Last trading date	Delisted date
00537	Sino-Tech International Holdings Ltd. Warrants 2010	2009/12/24	2010/01/04
00843	Tian An China Investments Co. Ltd. Warrants 2010	2009/12/24	2010/01/04
00453	Culturecom Holdings Ltd. Warrants 2010	2009/12/31	2010/01/07
00774	Wing On Travel (Holdings) Ltd. Warrants 2010	2010/01/26	2010/02/01
00324	APAC Resources Ltd. Warrants 2010	2010/02/01	2010/02/05
00490	ITC Properties Group Ltd. Warrants 2010	2010/02/01	2010/02/05
00436	Cheuk Nang (Holdings) Ltd. Warrants May 2010	2010/04/29	2010/05/05
00644	Samson Paper Holdings Ltd. Warrants 2010	2010/06/01	2010/06/07
00741	Golden Resorts Group Ltd. Warrants 2010	2010/06/04	2010/06/10
00807	South China (China) Ltd. Warrants 2010	2010/09/01	2010/09/07
00749	Hanny Holdings Ltd. Warrants 2010	2010/09/13	2010/09/17
00594	Playmates Holdings Ltd. Warrants 2010	2010/10/11	2010/10/15
00504	Paliburg Holdings Ltd. Warrants 2010	2010/11/03	2010/11/09
00414	New Smart Energy Group Ltd. Warrants 2010	2010/11/09	2010/11/15
00714	Cheuk Nang (Holdings) Ltd. Warrants Nov 2010	2010/11/18	2010/11/24

## Market value and trading for equity warrants, 2006 – 2010

Year/Month	Number*	Market value* (HK\$ mil.)	Turnover value (HK\$ mil.)	(%) of market total
2006	27	3,991.91	2,711.69	0.03
2007	30	6,873.37	5,099.36	0.02
2008	34	548.52	1,130.25	0.01
2009	25	1,103.37	524.07	0.00
2010	22	2,049.41	1,790.05	0.01
2010 Jan	22	865.67	65.23	0.00
2010 Feb	20	1,039.63	60.43	0.01
2010 Mar	20	1,201.13	102.39	0.01
2010 Apr	21	1,200.17	83.50	0.01
2010 May	22	1,085.27	74.87	0.01
2010 Jun	25	1,697.57	143.62	0.01
2010 Jul	25	1,604.02	104.65	0.01
2010 Aug	26	1,409.94	113.81	0.01
2010 Sep	25	2,204.10	157.39	0.01
2010 Oct	24	2,413.98	384.15	0.02
2010 Nov	21	2,155.65	294.77	0.01
2010 Dec	22	2,049.41	205.23	0.01

\* Month-end or year-end figures

## Newly listed derivative warrants

Code	Issuer	Name of issue	Issue prices (HK\$)	Strike level/ Subscription price (HK\$) per 10 units	Subscription/ exercise period	Unit issued on initial listing	Listing date
20184	J P Morgan SP BV	ICBC European Warrants Apr 2010	0.35	6.88 per unit	2010/04/12	100,000,000	2010/01/04
20181	J P Morgan SP BV	ICBC European Warrants Jul 2010	0.35	7.58 per unit	2010/07/05	100,000,000	2010/01/04
20182	J P Morgan SP BV	ICBC European Warrants Dec 2010 A	0.168	5.68	2010/12/06	388,000,000	2010/01/04
20183	J P Morgan SP BV	ICBC European Warrants Dec 2010 B	0.15	6.38	2010/12/06	388,000,000	2010/01/04
20191	RB of Scotland N.V.	China Mobile European Wts Jul 2010 A	0.402	75	2010/07/06	200,000,000	2010/01/05
20185	BNP Paribas Arbit Issu B.V.	Cheung Kong Euro Wt Nov 2010 B	0.15	96.99 per 100 units	2010/11/01	200,000,000	2010/01/05
20186	BNP Paribas Arbit Issu B.V.	China Life Euro Wts Dec 2010	0.49	44.99	2010/12/03	200,000,000	2010/01/05
20190	Deutsche Bank AG	A50 China European Warrants Jun 2010 B	0.207	13.2	2010/06/22	300,000,000	2010/01/05
20187	SGA Societe Generale Acceptance N.V.	HSI Eur Wt Apr 2010 A	0.199	21,000 per 10,000 units	2010/04/29	300,000,000	2010/01/05
20188	SGA Societe Generale Acceptance N.V.	HSI Eur Wt Apr 2010 B	0.178	21,400 per 10,000 units	2010/04/29	300,000,000	2010/01/05
20189	SGA Societe Generale Acceptance N.V.	HSI Eur Wt Apr 2010 C	0.151	22,000 per 10,000 units	2010/04/29	300,000,000	2010/01/05
20193	SGA Societe Generale Acceptance N.V.	HSI Eu Put Wt Apr 10D	0.195	21,000 per 7,000 units	2010/04/29	300,000,000	2010/01/05
20194	SGA Societe Generale Acceptance N.V.	HSI Eu Put Wt Apr 10E	0.167	21,600 per 10,000 units	2010/04/29	300,000,000	2010/01/05
20192	SGA Societe Generale Acceptance N.V.	HSI Eu Put Wt May 10E	0.174	20,400 per 8,000 units	2010/05/28	300,000,000	2010/01/05
17891 #	Deutsche Bank AG	China Life European Warrants Mar 2010 B	0.059	43.88	2010/03/15	400,000,000	2010/01/05
20210	RB of Scotland N.V.	CC Bank European Warrants May 2010	0.47	7.08 per unit	2010/05/03	200,000,000	2010/01/06
20195	RB of Scotland N.V.	China Mobile European Wts Jul 2010 B	0.586	70	2010/07/06	200,000,000	2010/01/06
20209	RB of Scotland N.V.	A50 China European Warrants May 2010	0.15	14.68	2010/05/24	300,000,000	2010/01/06
20212	RB of Scotland N.V.	HSI European Put Warrants Apr 2010 C	0.226	22,800 per 11,000 units	2010/04/29	400,000,000	2010/01/06
20208	RB of Scotland N.V.	HSI European Warrants Apr 2010 B	0.199	21,200 per 10,000 units	2010/04/29	400,000,000	2010/01/06
20196	J P Morgan SP BV	HSBC European Put Warrants May 2010	0.15	92 per 100 units	2010/05/28	388,000,000	2010/01/06
20197	J P Morgan SP BV	HSBC European Put Warrants Nov 2010 A	0.15	84 per 100 units	2010/11/29	388,000,000	2010/01/06
20198	CC Rabobank B.A.	China Agri European Warrants Jul 2010	0.27	11.6	2010/07/29	160,000,000	2010/01/06
20202	CC Rabobank B.A.	CNPC European Warrants Nov 2010	0.193	11.88	2010/11/12	160,000,000	2010/01/06
20200	CC Rabobank B.A.	Chi Res Power European Warrants Jul 2010	0.3	15.6	2010/07/29	120,000,000	2010/01/06
20203	CC Rabobank B.A.	Dongfeng Motor European Warrants Jul 2010	0.25	12.4	2010/07/29	150,000,000	2010/01/06
20204	CC Rabobank B.A.	Greentown China European Wts Aug 2010	0.37	13.2	2010/08/30	150,000,000	2010/01/06
20199	CC Rabobank B.A.	China Mengniu European Warrants Aug 2010	0.42	29.6	2010/08/30	120,000,000	2010/01/06
20205	CC Rabobank B.A.	Pacific Basin European Warrants Nov 2010	0.25	6.2	2010/11/29	300,000,000	2010/01/06
20206	CC Rabobank B.A.	Renhe Comm European Warrants Aug 2010	0.25	2.10 per unit	2010/08/30	120,000,000	2010/01/06
20207	CC Rabobank B.A.	Sinofert European Warrants Mar 2011	0.25	4.4	2011/03/30	300,000,000	2010/01/06
20201	CC Rabobank B.A.	Yurun Food European Warrants Aug 2010	0.38	23.2	2010/08/16	120,000,000	2010/01/06
20231	RB of Scotland N.V.	Sinopec Corp European Warrants Jul 2010	0.321	8,238 per unit	2010/07/07	200,000,000	2010/01/07
20220	BNP Paribas Arbit Issu B.V.	Ch Comm Cons Eur Wt Dec 2010	0.16	6.99	2010/12/22	100,000,000	2010/01/07
20219	BNP Paribas Arbit Issu B.V.	China Coal Euro Wts Jun 2010	0.22	14.48	2010/06/28	100,000,000	2010/01/07
20217	Deutsche Bank AG	Angang Steel European Warrants Jul 2010	0.25	20	2010/07/12	150,000,000	2010/01/07
20218	Deutsche Bank AG	Hutchison European Warrants Jul 2010	0.45	52	2010/07/12	150,000,000	2010/01/07
20226	CC Rabobank B.A.	BOCL European Warrants Jul 2010 A	0.25	4.80 per unit	2010/07/29	100,000,000	2010/01/07
20229	CC Rabobank B.A.	Ch Mobile European Put Wts Jul 2010	0.57	66	2010/07/29	80,000,000	2010/01/07
20230	CC Rabobank B.A.	Ch Mobile European Put Wts Aug 2010	0.3	58	2010/08/30	80,000,000	2010/01/07
20221	CC Rabobank B.A.	CC Bank European Warrants Jul 2010	0.72	6.80 per unit	2010/07/29	30,000,000	2010/01/07
20222	CC Rabobank B.A.	CC Bank European Warrants Sep 2010 A	0.47	8 per unit	2010/09/29	30,000,000	2010/01/07
20223	CC Rabobank B.A.	China Life European Warrants Jul 2010 A	0.48	37.6	2010/07/29	50,000,000	2010/01/07

## Newly listed derivative warrants (continued)

Code	Issuer	Name of issue	Issue prices (HK\$)	Strike level/ Subscription price (HK\$) per 10 units	Subscription/ exercise period	Unit issued on initial listing	Listing date
20224	CC Rabobank B.A.	China Life European Warrants Aug 2010	0.48	39.2	2010/08/30	50,000,000	2010/01/07
20228	CC Rabobank B.A.	China Life European Put Warrants Aug 2010	0.55	39.2	2010/08/30	100,000,000	2010/01/07
20225	CC Rabobank B.A.	CNOOC European Warrants Nov 2010 B	0.163	12.28	2010/11/22	150,000,000	2010/01/07
20227	CC Rabobank B.A.	Hutchison European Warrants Aug 2010	0.55	54	2010/08/30	100,000,000	2010/01/07
20211	SGA Societe Generale Acceptance N.V.	CLife Eu Wt Jul 2010	0.365	39.88	2010/07/05	200,000,000	2010/01/07
20213	SGA Societe Generale Acceptance N.V.	CLife Eu Wt Aug 2010A	0.52	36.88	2010/08/04	200,000,000	2010/01/07
20214	SGA Societe Generale Acceptance N.V.	CLife Eu Wt Aug 2010B	0.305	42.88	2010/08/04	200,000,000	2010/01/07
20215	SGA Societe Generale Acceptance N.V.	HSBC Eu Wt Jun 2010 E	0.24	108.63	2010/06/02	100,000,000	2010/01/07
20216	SGA Societe Generale Acceptance N.V.	ICBC Eu Wt Jul 2010 B	0.77	6.40 per unit	2010/07/19	80,000,000	2010/01/07
20233	Credit Suisse AG	China Life European Warrants May 2010 A	0.15	43.95	2010/05/31	200,000,000	2010/01/08
20234	Credit Suisse AG	HSI European Warrants Jul 2010 A	0.25	22,100 per 10,000 units	2010/07/29	200,000,000	2010/01/08
20235	Credit Suisse AG	HSI European Warrants Jul 2010 B	0.25	21,100 per 10,000 units	2010/07/29	200,000,000	2010/01/08
20239	Credit Suisse AG	HSI European Put Warrants Jul 2010 C	0.25	22,100 per 10,000 units	2010/07/29	200,000,000	2010/01/08
20240	Credit Suisse AG	HSI European Put Warrants Jul 2010 D	0.25	21,100 per 10,000 units	2010/07/29	200,000,000	2010/01/08
20232	J P Morgan SP BV	China Mob European Wts Jul 2010	0.25	92.88	2010/07/26	188,000,000	2010/01/08
19827*	Credit Suisse AG	China Mobile European Warrants Jun 2010	0.109	63.88 per 100 units	2010/06/07	200,000,000	2010/01/08
20260	BNP Paribas Arbit Issu B.V.	BOCL European Wts Dec 2010 A	0.36	5.08 per unit	2010/12/01	200,000,000	2010/01/11
20249	BNP Paribas Arbit Issu B.V.	China Coal Euro Wts Nov 2010	0.26	15.68	2010/11/01	100,000,000	2010/01/11
20261	BNP Paribas Arbit Issu B.V.	CM Bank European Warrants Nov 10	0.25	24.8	2010/11/02	100,000,000	2010/01/11
20262	BNP Paribas Arbit Issu B.V.	Minsheng Bank Euro Wts Aug 10	0.15	9.38	2010/08/02	200,000,000	2010/01/11
20250	BNP Paribas Arbit Issu B.V.	HSBC European Wts Sep 2010 B	0.68	108.28	2010/09/30	200,000,000	2010/01/11
20263	BNP Paribas Arbit Issu B.V.	Shimao Ppt European Wts Oct 10	0.25	15.88	2010/10/06	100,000,000	2010/01/11
20251	BNP Paribas Arbit Issu B.V.	Tencent Holdings Eu Wts Aug 10	0.25	188.88 per 100 units	2010/08/30	200,000,000	2010/01/11
20252	BNP Paribas Arbit Issu B.V.	Yanzhou Coal Euro Wts Aug 2010	0.29	18.88	2010/08/02	100,000,000	2010/01/11
20236	Citigroup Global Mkt H Inc.	Anta Sports European Wts Jan11	0.25	12.88	2011/01/11	160,000,000	2010/01/11
20237	Citigroup Global Mkt H Inc.	Belle Int'l European Wts Jan11	0.25	8.88	2011/01/11	160,000,000	2010/01/11
20238	Citigroup Global Mkt H Inc.	China Coal European Wts Aug 10	0.15	16	2010/08/04	267,000,000	2010/01/11
20241	Citigroup Global Mkt H Inc.	Chi Res Land European Wt Aug10	0.25	18.88	2010/08/11	160,000,000	2010/01/11
20242	Citigroup Global Mkt H Inc.	Denway Motors Euro Wts Jul10	0.6	4.88 per unit	2010/07/12	67,000,000	2010/01/11
20243	Citigroup Global Mkt H Inc.	Henganintl European Wts Jul10	0.3	68	2010/07/12	133,000,000	2010/01/11
20244	Citigroup Global Mkt H Inc.	KWG Property European Wt Mar11	0.25	6	2011/03/11	160,000,000	2010/01/11
20245	Citigroup Global Mkt H Inc.	PICC P&C European Wts Jan11	0.25	5.88	2011/01/11	160,000,000	2010/01/11
20247	Citigroup Global Mkt H Inc.	SPDR Gold T European Wts Jul10	0.25	999 per 100 units	2010/07/12	160,000,000	2010/01/11
20246	Citigroup Global Mkt H Inc.	Yanzhou Coal European Wt Nov10	0.25	18.88	2010/11/11	160,000,000	2010/01/11
20257	Deutsche Bank AG	Bank of EA European Warrants May 2010	0.15	36	2010/05/03	150,000,000	2010/01/11
20258	Deutsche Bank AG	China EB Ltd European Warrants Jul 2010 A	0.25	23.5	2010/07/12	150,000,000	2010/01/11
20259	Deutsche Bank AG	Foxconn European Warrants Nov 2010	0.21	10	2010/11/01	150,000,000	2010/01/11
20253	SGA Societe Generale Acceptance N.V.	A50 Ch Eu Wt Jun 10B	0.158	14.68	2010/06/02	300,000,000	2010/01/11
20254	SGA Societe Generale Acceptance N.V.	A50 Ch Eu Wt Jul 10B	0.25	13.38	2010/07/12	300,000,000	2010/01/11
20255	SGA Societe Generale Acceptance N.V.	A50 Ch Eu Wt Jul 10C	0.215	13.88	2010/07/12	300,000,000	2010/01/11
20256	SGA Societe Generale Acceptance N.V.	A50 Ch Eu Put Wt Apr10	0.203	16	2010/04/12	300,000,000	2010/01/11
20248	UBS AG	Hutchison European Warrants May 2010	0.15	63.88	2010/05/24	100,000,000	2010/01/11
19888*	Credit Suisse AG	HKEx European Warrants May 2010	0.191	133 per 100 units	2010/05/10	200,000,000	2010/01/11

## Newly listed derivative warrants (continued)

Code	Issuer	Name of issue	Issue prices (HK\$)	Strike level/ Subscription price (HK\$) per 10 units	Subscription/ exercise period	Unit issued on initial listing	Listing date
19021*	Deutsche Bank AG	HKEx European Warrants Mar 2010 D	0.109	148 per 100 units	2010/03/29	400,000,000	2010/01/11
20272	RB of Scotland N.V.	Tencent Holdings European Wts Jul 2010	0.15	199.99 per 100 units	2010/07/26	300,000,000	2010/01/12
20278	BNP Paribas Arbit Issu B.V.	CHALCO European Wts Jun 2010 B	0.17	10.39	2010/06/29	100,000,000	2010/01/12
20279	BNP Paribas Arbit Issu B.V.	Angang Steel European Wt Aug10	0.38	19.28	2010/08/02	100,000,000	2010/01/12
20280	BNP Paribas Arbit Issu B.V.	China Unicom European Wt Oct10	0.16	10.9	2010/10/28	100,000,000	2010/01/12
20266	BNP Paribas Arbit Issu B.V.	HKEx European Wts Dec 2010	0.26	149.99 per 100 units	2010/12/02	200,000,000	2010/01/12
20267	BNP Paribas Arbit Issu B.V.	HKEx European Wts Jun 2011 A	0.3	159.99 per 100 units	2011/06/02	200,000,000	2010/01/12
20268	BNP Paribas Arbit Issu B.V.	HKEx European Put Wts Aug 10A	0.26	139.99 per 100 units	2010/08/03	200,000,000	2010/01/12
20281	BNP Paribas Arbit Issu B.V.	Yanzhou Coal Euro Wts Oct 2010	0.41	19.99	2010/10/04	100,000,000	2010/01/12
20270	Deutsche Bank AG	China Mobile European Warrants Jun 2010 D	0.54	75	2010/06/22	150,000,000	2010/01/12
20277	Deutsche Bank AG	CNOOC European Warrants Jul 2010 B	0.15	14.48	2010/07/26	200,000,000	2010/01/12
20269	Deutsche Bank AG	Hutchison European Warrants Jun 2010 A	0.21	65.9	2010/06/07	150,000,000	2010/01/12
20271	Deutsche Bank AG	Tencent Holdings European Warrants Jul 10	0.15	200 per 100 units	2010/07/26	200,000,000	2010/01/12
20264	HK Bank	China Mobile European Warrants Jul 2010	0.33	78.88	2010/07/12	120,000,000	2010/01/12
20265	HK Bank	Minsheng Bank European Warrants Mar 2011	0.15	9.09	2011/03/30	120,000,000	2010/01/12
20273	Macquarie Bank Ltd.	Belle Int'l European Warrants Dec 2010	0.25	12.88	2010/12/02	200,000,000	2010/01/12
20274	Macquarie Bank Ltd.	Chaoda Modern European Warrants Jul 10	0.25	11.5	2010/07/29	200,000,000	2010/01/12
20275	Macquarie Bank Ltd.	Greentown China European Warrants Jul10	0.254	14.5	2010/07/29	200,000,000	2010/01/12
20276	Macquarie Bank Ltd.	Sinofert European Warrants Jan 2011	0.25	5.5	2011/01/03	200,000,000	2010/01/12
20311	RB of Scotland N.V.	HKEx European Warrants Aug 2010	0.15	160 per 100 units	2010/08/03	300,000,000	2010/01/13
20293	BOCI Asia Ltd.	BOCL European Put Warrants Jul 2010	0.5	4 per unit	2010/07/30	100,000,000	2010/01/13
20290	BOCI Asia Ltd.	Ch Overseas European Warrants Jul 2010	0.25	18.26	2010/07/23	100,000,000	2010/01/13
20289	BOCI Asia Ltd.	China Life European Warrants Jul 2010	0.5	41	2010/07/30	100,000,000	2010/01/13
20291	BOCI Asia Ltd.	Shimao Ppt European Warrants Jul 2010	0.25	17	2010/07/30	100,000,000	2010/01/13
20292	BOCI Asia Ltd.	Tencent Holdings European Warrants Jul 2010	0.25	175 per 100 units	2010/07/16	100,000,000	2010/01/13
20309	BNP Paribas Arbit Issu B.V.	HSBC European Wts Feb 2011 A	0.71	123.38	2011/02/01	200,000,000	2010/01/13
20307	BNP Paribas Arbit Issu B.V.	HSBC European Wts Sep 2011 A	0.25	86.88 per 100 units	2011/09/01	200,000,000	2010/01/13
20308	BNP Paribas Arbit Issu B.V.	HSBC European Wts Sep 2010 C	0.78	104.88	2010/09/01	200,000,000	2010/01/13
20314	Deutsche Bank AG	CNPC European Warrants Sep 2010 B	0.25	12.18	2010/09/28	150,000,000	2010/01/13
20313	Deutsche Bank AG	China Shenhua European Warrants May 2010	0.33	45	2010/05/28	150,000,000	2010/01/13
20315	Deutsche Bank AG	Denway Motors European Warrants Jul 2010	0.85	5.80 per unit	2010/07/19	100,000,000	2010/01/13
20316	Deutsche Bank AG	Lenovo European Warrants Jun 2010	0.15	5.38	2010/06/21	150,000,000	2010/01/13
20317	Deutsche Bank AG	Maanshan Iron European Warrants Dec 2010	0.15	6.88	2010/12/30	150,000,000	2010/01/13
20312	Goldman Sachs SP (Asia)	China Shenhua Euro Wts May 2010	0.2	48.9	2010/05/28	200,000,000	2010/01/13
20301	KBC Fin Products Int'l Ltd.	Tencent Holdings Eu Wt Jul 10A	0.25	178.88 per 100 units	2010/07/15	200,000,000	2010/01/13
20295	Macquarie Bank Ltd.	China Agri European Warrants Jul 2010	0.252	13	2010/07/29	200,000,000	2010/01/13
20296	Macquarie Bank Ltd.	Chi Resources European Warrants Jul 10	0.264	38	2010/07/19	200,000,000	2010/01/13
20294	Macquarie Bank Ltd.	C Transmission European Warrants Jul10	0.252	25	2010/07/13	150,000,000	2010/01/13
20299	Macquarie Bank Ltd.	GCL-Poly Energy European Warrants Jul10	0.253	3.50 per unit	2010/07/13	80,000,000	2010/01/13
20300	Macquarie Bank Ltd.	Golden Eagle European Warrants Jul 10	0.254	20	2010/07/29	200,000,000	2010/01/13
20297	Macquarie Bank Ltd.	Tingyi European Warrants Sep 2010	0.251	25	2010/09/13	150,000,000	2010/01/13
20298	Macquarie Bank Ltd.	Yanzhou Coal European Wts Jul 2010 B	0.251	22.88	2010/07/13	150,000,000	2010/01/13
20283	SGA Societe Generale Acceptance N.V	Angang Steel Eu Wt Jul10	0.28	20.4	2010/07/19	300,000,000	2010/01/13



## Newly listed derivative warrants (continued)

Code	Issuer	Name of issue	Issue prices (HK\$)	Strike level/ Subscription price (HK\$) per 10 units	Subscription/ exercise period	Unit issued on initial listing	Listing date
20302	SGA Societe Generale Acceptance N.V.	CCCCL Eu Wt Jan 2011	0.25	8	2011/01/17	80,000,000	2010/01/13
20303	SGA Societe Generale Acceptance N.V.	CCCCL Eu Wt Apr 2011	0.25	8.8	2011/04/04	80,000,000	2010/01/13
20284	SGA Societe Generale Acceptance N.V.	Chi COSCO Euro Wt Dec10A	0.25	12	2010/12/01	80,000,000	2010/01/13
20286	SGA Societe Generale Acceptance N.V.	CNPC Euro Wts Dec 10	0.25	13.1	2010/12/13	300,000,000	2010/01/13
20285	SGA Societe Generale Acceptance N.V.	CNPC Euro Wts Oct10B	0.25	11.95	2010/10/11	300,000,000	2010/01/13
20282	SGA Societe Generale Acceptance N.V.	A50 Ch Eu Put Wt Sep10	0.185	14.38	2010/09/01	300,000,000	2010/01/13
20304	SGA Societe Generale Acceptance N.V.	R&F Ppt Eu Wts Aug 10	0.25	15.8	2010/08/23	100,000,000	2010/01/13
20305	SGA Societe Generale Acceptance N.V.	HKEx Eu Wt Aug 2010A	0.15	160 per 100 units	2010/08/09	80,000,000	2010/01/13
20306	SGA Societe Generale Acceptance N.V.	HKEx Eu Wt Dec 2010 A	0.15	175 per 100 units	2010/12/06	80,000,000	2010/01/13
20287	SGA Societe Generale Acceptance N.V.	HWL Eur Wt Sep 2010 A	0.25	67.5	2010/09/06	100,000,000	2010/01/13
20288	SGA Societe Generale Acceptance N.V.	Yanzhou Coal Eu Wt Jul10	0.27	21	2010/07/19	300,000,000	2010/01/13
20310	UBS AG	Shimao Ppt European Warrants Jun 2010	0.15	17.88	2010/06/14	100,000,000	2010/01/13
19790 <sup>#</sup>	Deutsche Bank AG	HKEx European Warrants May 2010 C	0.107	153.90 per 100 units	2010/05/10	400,000,000	2010/01/13
17621 <sup>#</sup>	SGA Societe Generale Acceptance N.V.	A50 Ch Eu Wt Mar 10 B	0.071	14.38	2010/03/22	300,000,000	2010/01/13
20356	RB of Scotland N.V.	HWL European Warrants Jul 2010	0.25	68.88	2010/07/19	150,000,000	2010/01/14
20357	Deutsche Bank AG	China Overseas European Warrants Jul 2010	0.25	18	2010/07/19	150,000,000	2010/01/14
20358	Deutsche Bank AG	ICBC European Warrants May 2010 B	0.31	7.08 per unit	2010/05/10	200,000,000	2010/01/14
20355	Goldman Sachs SP (Asia)	A50 China European Wts Aug 2010 A	0.15	15.38	2010/08/02	200,000,000	2010/01/14
20343	HK Bank	Hidili Industry European Warrants Sep 2010	0.25	11.88	2010/09/17	100,000,000	2010/01/14
20345	HK Bank	HKEx European Warrants Sep 2010 A	0.15	163.88 per 100 units	2010/09/22	180,000,000	2010/01/14
20344	HK Bank	HWL European Warrants Jul 2010	0.25	68	2010/07/16	120,000,000	2010/01/14
20346	HK Bank	Shanghai Electric European Warrants Aug 2010	0.28	5 per unit	2010/08/27	100,000,000	2010/01/14
20348	HK Bank	Yanzhou Coal European Warrants Aug 2010	0.25	24.88	2010/08/12	120,000,000	2010/01/14
20347	HK Bank	Yanzhou Coal European Warrants Jul 2010 B	0.25	21.88	2010/07/16	120,000,000	2010/01/14
20352	J P Morgan SP BV	China Coal European Warrants Jul 2010	0.25	18.88	2010/07/14	150,000,000	2010/01/14
20354	J P Morgan SP BV	HKEx European Put Wts Jul 2010 B	0.25	145 per 100 units	2010/07/14	200,000,000	2010/01/14
20353	J P Morgan SP BV	Yanzhou Coal European Warrants Jul 2010	0.28	22.88	2010/07/14	138,000,000	2010/01/14
20349	KBC Fin Products Int'l Ltd.	HKEx European Warrants Jul 10	0.15	164.88 per 100 units	2010/07/05	258,000,000	2010/01/14
20326	Merrill Lynch Int'l & Co. C.V.	BOCL European Wts Jun 2010A	0.38	4.59 per unit	2010/06/07	100,000,000	2010/01/14
20318	Merrill Lynch Int'l & Co. C.V.	Ch Comm Cons Eu Wt Jun 2010	0.38	10.19 per unit	2010/06/14	100,000,000	2010/01/14
20319	Merrill Lynch Int'l & Co. C.V.	Ch Comm Cons Eu Wt Aug 2010	0.77	9.29 per unit	2010/08/24	100,000,000	2010/01/14
20320	Merrill Lynch Int'l & Co. C.V.	China Life Eu Wt May 2010 B	0.205	45.59	2010/05/31	150,000,000	2010/01/14
20321	Merrill Lynch Int'l & Co. C.V.	China Life Eu Wt Jul 2010	0.445	39.89	2010/07/26	150,000,000	2010/01/14
20350	Merrill Lynch Int'l & Co. C.V.	HKEx Euro Wts Jun 2010	0.152	148.89 per 100 units	2010/06/28	200,000,000	2010/01/14
20351	Merrill Lynch Int'l & Co. C.V.	HKEx Eur Put Wts Aug 2010 B	0.22	149.99 per 100 units	2010/08/09	200,000,000	2010/01/14
20322	Merrill Lynch Int'l & Co. C.V.	ICBC European Wts Dec 2010C	0.15	6.39	2010/12/14	200,000,000	2010/01/14
20323	Merrill Lynch Int'l & Co. C.V.	Tencent European Wts Aug10A	0.207	179.99 per 100 units	2010/08/02	200,000,000	2010/01/14
20324	Merrill Lynch Int'l & Co. C.V.	Tencent European Wts Aug10B	0.209	188.89 per 100 units	2010/08/23	200,000,000	2010/01/14
20325	Merrill Lynch Int'l & Co. C.V.	Tencent European Wts Aug10C	0.193	198.89 per 100 units	2010/08/30	200,000,000	2010/01/14
20337	Nomura Int'l plc	China Mobile European Warrants Jun 2010	0.4	81.88	2010/06/30	75,000,000	2010/01/14
20338	Nomura Int'l plc	China Mobile European Warrants Sep 2010	0.36	88.88	2010/09/30	75,000,000	2010/01/14
20339	Nomura Int'l plc	China Mobile European Put Warrants Jun 10	0.151	82 per 100 units	2010/06/30	150,000,000	2010/01/14
20341	Nomura Int'l plc	CC Bank European Warrants May 2010	0.228	7.99 per unit	2010/05/11	200,000,000	2010/01/14

## Newly listed derivative warrants (continued)

Code	Issuer	Name of issue	Issue prices (HK\$)	Strike level/ Subscription price (HK\$) per 10 units	Subscription/ exercise period	Unit issued on initial listing	Listing date
20342	Nomura Int'l plc	CC Bank European Warrants Jul 2010	0.769	6.68 per unit	2010/07/30	100,000,000	2010/01/14
20340	Nomura Int'l plc	CC Bank European Warrants Sep 2010	0.351	8.50 per unit	2010/09/30	200,000,000	2010/01/14
20329	Nomura Int'l plc	China Life European Warrants May 2010	0.217	45.58	2010/05/28	200,000,000	2010/01/14
20330	Nomura Int'l plc	China Life European Warrants Sep 2010 B	0.457	42.88	2010/09/30	150,000,000	2010/01/14
20334	Nomura Int'l plc	Sinopec European Warrants Jun 2010 A	0.38	7.88 per unit	2010/06/30	75,000,000	2010/01/14
20335	Nomura Int'l plc	Sinopec European Warrants Sep 2010	0.43	8.28 per unit	2010/09/30	75,000,000	2010/01/14
20336	Nomura Int'l plc	Sinopec European Warrants Sep 2011	0.151	6.21	2011/09/30	250,000,000	2010/01/14
20332	Nomura Int'l plc	China Shenhua European Warrants May 2010	0.184	48.88	2010/05/31	200,000,000	2010/01/14
20331	Nomura Int'l plc	China Shenhua European Warrants Jul 2010	0.598	38.88	2010/07/30	100,000,000	2010/01/14
20333	Nomura Int'l plc	China Shenhua European Warrants Sep 2010	0.389	46.88	2010/09/30	150,000,000	2010/01/14
20327	Nomura Int'l plc	JIANC European Warrants Jun 2010 C	0.17	23.86	2010/06/09	100,000,000	2010/01/14
20328	Nomura Int'l plc	JIANC European Warrants Sep 2010 C	0.255	24.68	2010/09/30	100,000,000	2010/01/14
17693 <sup>#</sup>	BNP Paribas Arbit Issu B.V.	Ch Comm Cons Eur Wt Jun 2010	0.057	9.08	2010/06/21	200,000,000	2010/01/14
20366	BNP Paribas Arbit Issu B.V.	Agile Ppt European Wts Nov10	0.25	13.86	2010/11/02	100,000,000	2010/01/15
20372	Credit Suisse AG	China COSCO European Warrants May 2010	0.15	11	2010/05/17	200,000,000	2010/01/15
20373	Credit Suisse AG	CNOOC European Warrants Jul 2010	0.15	14.48	2010/07/26	200,000,000	2010/01/15
20376	Credit Suisse AG	HKEx European Warrants Jun 2010	0.15	164.88 per 100 units	2010/06/28	200,000,000	2010/01/15
20375	Credit Suisse AG	HSI European Warrants May 2010 A	0.15	23,600 per 8,500 units	2010/05/28	200,000,000	2010/01/15
20377	Credit Suisse AG	Hutchison European Warrants May 2010	0.15	63.88	2010/05/31	200,000,000	2010/01/15
20374	Credit Suisse AG	Jiangxi Copper European Wts May 2010 B	0.15	22.88	2010/05/03	200,000,000	2010/01/15
20378	Credit Suisse AG	Tencent Holdings European Wts Aug 2010 A	0.25	208.88 per 100 units	2010/08/30	200,000,000	2010/01/15
20365	HK Bank	Alibaba European Warrants Aug 2010	0.25	24.88	2010/08/27	120,000,000	2010/01/15
20359	Macquarie Bank Ltd.	HKEx European Put Warrants Aug 2010	0.257	145 per 100 units	2010/08/03	500,000,000	2010/01/15
20361	SGA Societe Generale Acceptance N.V.	Ch Overseas Eu Wt Aug10	0.25	20	2010/08/23	200,000,000	2010/01/15
20360	SGA Societe Generale Acceptance N.V.	CCoal Eur Wt Aug 2010	0.25	16.5	2010/08/09	200,000,000	2010/01/15
20362	SGA Societe Generale Acceptance N.V.	CNOOC Eu Wt Jun 2010B	0.15	12.9	2010/06/14	80,000,000	2010/01/15
20363	SGA Societe Generale Acceptance N.V.	CNOOC Eu Wt Nov 2010A	0.15	14.88	2010/11/01	80,000,000	2010/01/15
20364	SGA Societe Generale Acceptance N.V.	JIANC Eu Wts Aug 2010	0.27	21	2010/08/09	200,000,000	2010/01/15
20368	UBS AG	Ch Comm Cons European Warrants Jul 2010	0.25	10.88 per unit	2010/07/19	100,000,000	2010/01/15
20367	UBS AG	HSCEI European Warrants Jun 2010	0.15	14,000 per 7,000 units	2010/06/29	100,000,000	2010/01/15
20371	UBS AG	HSCEI European Put Warrants Jun 2010	0.15	12,400 per 6,200 units	2010/06/29	100,000,000	2010/01/15
17515 <sup>#</sup>	CC Rabobank B.A.	A50 China European Warrants Oct 2010 A	0.123	15.6	2010/10/08	100,000,000	2010/01/15
20395	Deutsche Bank AG	HSI European Warrants Jul 2010 A	0.25	23,400 per 8,000 units	2010/07/29	300,000,000	2010/01/18
20396	Deutsche Bank AG	HSI European Warrants Jul 2010 B	0.25	22,800 per 8,000 units	2010/07/29	300,000,000	2010/01/18
20400	Deutsche Bank AG	HSI European Put Warrants Jul 2010 C	0.31	22,400 per 8,000 units	2010/07/29	300,000,000	2010/01/18
20401	Deutsche Bank AG	HSI European Put Warrants Jul 2010 D	0.27	21,800 per 8,000 units	2010/07/29	300,000,000	2010/01/18
20388	HK Bank	China Overseas European Warrants May 2010	0.15	20	2010/05/28	120,000,000	2010/01/18
20392	KBC Fin Products Int'l Ltd.	Ch Mobile Euro Wt Jul 2010 A	0.28	88	2010/07/19	248,000,000	2010/01/18
20391	KBC Fin Products Int'l Ltd.	Ch Mobile Euro Wt Jun 2010 D	0.38	80.88	2010/06/08	228,000,000	2010/01/18
20393	KBC Fin Products Int'l Ltd.	Ch Mobile Euro Wt Aug 2010 B	0.25	96	2010/08/02	238,000,000	2010/01/18
20394	KBC Fin Products Int'l Ltd.	China Shenhua Eur Wts Jun 10A	0.25	50.88	2010/06/14	100,000,000	2010/01/18
20389	Macquarie Bank Ltd.	CHALCO European Warrants Dec 2010	0.152	13.9	2010/12/02	150,000,000	2010/01/18
20390	Macquarie Bank Ltd.	China EB Ltd European Warrants Jul 10B	0.253	28.88	2010/07/19	200,000,000	2010/01/18

## Newly listed derivative warrants (continued)

Code	Issuer	Name of issue	Issue prices (HK\$)	Strike level/ Subscription price (HK\$) per 10 units	Subscription/ exercise period	Unit issued on initial listing	Listing date
20369	SGA Societe Generale Acceptance N.V.	Alibaba Eu Wts Aug 10	0.285	22	2010/08/04	200,000,000	2010/01/18
20370	SGA Societe Generale Acceptance N.V.	Alibaba Eu Wts Sep10A	0.25	25	2010/09/01	200,000,000	2010/01/18
20379	SGA Societe Generale Acceptance N.V.	CCB Eur Wt Aug 2010 A	0.83	6.50 per unit	2010/08/16	80,000,000	2010/01/18
20387	SGA Societe Generale Acceptance N.V.	CCB Eur Wt Jul 2010 B	0.68	6.90 per unit	2010/07/26	80,000,000	2010/01/18
20380	SGA Societe Generale Acceptance N.V.	Datang Eu Wt Aug 2010	0.5	3.98 per unit	2010/08/04	100,000,000	2010/01/18
20381	SGA Societe Generale Acceptance N.V.	Datang Eu Wt Sep 2010	0.44	4.38 per unit	2010/09/01	100,000,000	2010/01/18
20382	SGA Societe Generale Acceptance N.V.	Lenovo Eur Wts Aug 10	0.93	5.98 per unit	2010/08/04	100,000,000	2010/01/18
20383	SGA Societe Generale Acceptance N.V.	Lenovo Eur Wts Sep 10	0.86	6.48 per unit	2010/09/01	100,000,000	2010/01/18
20384	SGA Societe Generale Acceptance N.V.	Tencent Eu Wt Aug 10A	0.285	178 per 100 units	2010/08/04	200,000,000	2010/01/18
20385	SGA Societe Generale Acceptance N.V.	Tencent Eu Wt Aug 10B	0.25	188 per 100 units	2010/08/18	200,000,000	2010/01/18
20386	SGA Societe Generale Acceptance N.V.	Tencent Eu Wt Sep 10B	0.385	158 per 100 units	2010/09/01	200,000,000	2010/01/18
16532 <sup>#</sup>	Macquarie Bank Ltd.	Ch Comm Cons European Wts Jun 2010	0.042	10	2010/06/29	250,000,000	2010/01/18
19827 <sup>#</sup>	Credit Suisse AG	China Mobile European Warrants Jun 2010	0.134	63.88 per 100 units	2010/06/07	200,000,000	2010/01/18
17335 <sup>#</sup>	HK Bank	HSI European Warrants Mar 2010 B	0.119	22,800 per 7,800 units	2010/03/30	200,000,000	2010/01/18
17336 <sup>#</sup>	HK Bank	HSI European Warrants Mar 2010 C	0.055	24,800 per 5,800 units	2010/03/30	200,000,000	2010/01/18
16893 <sup>#</sup>	Merrill Lynch Int'l & Co. C.V.	Ch Mobile Eu Put Wt Apr 10	0.011	64.99 per 100 units	2010/04/19	1,000,000,000	2010/01/18
14831 <sup>#</sup>	Merrill Lynch Int'l & Co. C.V.	Ch Mobile Eur Wt Aug 2010 A	0.074	75.88 per 100 units	2010/08/09	1,200,000,000	2010/01/18
17401 <sup>#</sup>	CC Rabobank B.A.	CC Bank European Warrants Dec 2011	0.135	6.28	2011/12/12	100,000,000	2010/01/18
20417	Barclays Bank plc	CHALCO European Warrants Nov 2010	0.25	11.5	2010/11/01	200,000,000	2010/01/19
20418	Barclays Bank plc	BOCL European Warrants Sep 2010 B	0.37	4.50 per unit	2010/09/06	150,000,000	2010/01/19
20426	Barclays Bank plc	CC Bank European Put Warrants Aug 2010	0.45	5.80 per unit	2010/08/02	100,000,000	2010/01/19
20419	Barclays Bank plc	Ch Comm Cons European Warrants Sep 2010	1.02	9.80 per unit	2010/09/06	50,000,000	2010/01/19
20420	Barclays Bank plc	Ch Comm Cons European Warrants Jun 2011	0.25	9.28	2011/06/20	150,000,000	2010/01/19
20427	Barclays Bank plc	China Life European Put Wts Aug 2010	0.33	36	2010/08/02	150,000,000	2010/01/19
20421	Barclays Bank plc	CM Bank European Warrants Aug 2010	0.27	22	2010/08/30	200,000,000	2010/01/19
20422	Barclays Bank plc	CM Bank European Warrants Oct 2010	0.26	24	2010/10/04	200,000,000	2010/01/19
20423	Barclays Bank plc	CNOOC European Warrants Dec 2010 A	0.26	14.2	2010/12/06	200,000,000	2010/01/19
20428	Barclays Bank plc	CNOOC European Put Warrants Nov 2010	0.25	12	2010/11/08	150,000,000	2010/01/19
20424	Barclays Bank plc	HKEx European Warrants Oct 2010 A	0.26	166 per 100 units	2010/10/04	200,000,000	2010/01/19
20430	Barclays Bank plc	HKEx European Put Warrants Sep 2010 A	0.26	140 per 100 units	2010/09/13	150,000,000	2010/01/19
20429	Barclays Bank plc	ICBC European Put Warrants Aug 2010	0.6	5.80 per unit	2010/08/30	100,000,000	2010/01/19
20425	Barclays Bank plc	PetroChina European Warrants Apr 2011	0.26	10.78	2011/04/18	200,000,000	2010/01/19
20431	Barclays Bank plc	PetroChina European Put Wts Apr 2011	0.25	9.5	2011/04/18	150,000,000	2010/01/19
20411	BNP Paribas Arbit Issu B.V.	Ch Comm Cons Eur Wt Jul 2011	0.25	8.68	2011/07/18	200,000,000	2010/01/19
20397	Citigroup Global Mkt H Inc.	CHALCO European Warrants Sep10	0.25	9.88	2010/09/20	160,000,000	2010/01/19
20398	Citigroup Global Mkt H Inc.	BOCL European Wts Nov 2010	0.5	4.50 per unit	2010/11/19	80,000,000	2010/01/19
20399	Citigroup Global Mkt H Inc.	BYD European Warrants Jan 2011	0.25	66 per 100 units	2011/01/19	160,000,000	2010/01/19
20404	Citigroup Global Mkt H Inc.	China Mobile Eur Wt Sep 2010	0.5	82	2010/09/20	80,000,000	2010/01/19
20402	Citigroup Global Mkt H Inc.	CC Bank European Wts Jul 2010	0.5	6.88 per unit	2010/07/19	80,000,000	2010/01/19
20403	Citigroup Global Mkt H Inc.	CC Bank European Wts Jan 2011	0.5	8 per unit	2011/01/19	80,000,000	2010/01/19
20405	Citigroup Global Mkt H Inc.	CNPC European Warrants Jan2011	0.25	12	2011/01/19	160,000,000	2010/01/19
20407	Citigroup Global Mkt H Inc.	A50 China Euro Wts Jan 2011 A	0.25	15	2011/01/19	160,000,000	2010/01/19
20408	Citigroup Global Mkt H Inc.	A50 China Euro Wts Mar 2011	0.25	18	2011/03/21	160,000,000	2010/01/19

## Newly listed derivative warrants (continued)

Code	Issuer	Name of issue	Issue prices (HK\$)	Strike level/ Subscription price (HK\$) per 10 units	Subscription/ exercise period	Unit issued on initial listing	Listing date
20406	Citigroup Global Mkt H Inc.	HSBC European Wts Dec 2010	0.15	92.60 per 93 units	2010/12/01	267,000,000	2010/01/19
20414	Deutsche Bank AG	China EB Ltd European Warrants Jul 2010 B	0.33	26.5	2010/07/19	150,000,000	2010/01/19
20409	HK Bank	China Life European Warrants Jul 2010 A	0.25	41.28	2010/07/23	160,000,000	2010/01/19
20410	HK Bank	China Life European Warrants Sep 2010 A	0.25	44.38	2010/09/24	160,000,000	2010/01/19
20412	Macquarie Bank Ltd.	HSI European Warrants Jul 2010 A	0.25	23,000 per 7,800 units	2010/07/29	300,000,000	2010/01/19
20416	Macquarie Bank Ltd.	HSI European Put Warrants Jul 2010 E	0.25	21,600 per 8,800 units	2010/07/29	300,000,000	2010/01/19
20413	Macquarie Bank Ltd.	Yurun Food European Warrants Jul 2010	0.3	27	2010/07/29	100,000,000	2010/01/19
19001 <sup>#</sup>	Macquarie Bank Ltd.	Tencent European Put Warrants Apr 2010	0.049	140 per 100 units	2010/04/29	300,000,000	2010/01/19
17549 <sup>#</sup>	Citigroup Global Mkt H Inc.	A50 China European Wts May10	0.08	14.68	2010/05/31	500,000,000	2010/01/19
20457	Deutsche Bank AG	CC Bank European Warrants Jul 2010 B	0.51	6.28 per unit	2010/07/26	200,000,000	2010/01/20
20463	Goldman Sachs SP (Asia)	China Mobile Euro Wts Aug 2010 A	0.47	85	2010/08/30	200,000,000	2010/01/20
20464	Goldman Sachs SP (Asia)	China Mobile Euro Wts Oct 2010 A	0.35	93	2010/10/28	200,000,000	2010/01/20
20459	Goldman Sachs SP (Asia)	CC Bank European Wts Jul 2010 A	0.36	7 per unit	2010/07/29	200,000,000	2010/01/20
20460	Goldman Sachs SP (Asia)	CC Bank European Wts Dec 2010 A	0.45	7.70 per unit	2010/12/30	200,000,000	2010/01/20
20461	Goldman Sachs SP (Asia)	China Life Euro Wts Jun 2010 A	0.15	43.68	2010/06/03	200,000,000	2010/01/20
20462	Goldman Sachs SP (Asia)	China Life Euro Wts Aug 2010	0.37	39	2010/08/30	200,000,000	2010/01/20
20458	Goldman Sachs SP (Asia)	A50 China European Wts Mar 2011 A	0.27	14	2011/03/30	200,000,000	2010/01/20
20447	HK Bank	CHALCO European Warrants Dec 2010 B	0.25	12.88	2010/12/17	120,000,000	2010/01/20
20448	HK Bank	R&F Ppt European Warrants Oct 2010 B	0.25	17.68	2010/10/13	120,000,000	2010/01/20
20449	HK Bank	Shimao Ppt European Warrants Jul 2010	0.25	15.38	2010/07/20	120,000,000	2010/01/20
20450	HK Bank	Shimao Ppt European Warrants Aug 2010	0.25	18	2010/08/30	120,000,000	2010/01/20
20439	J P Morgan SP BV	China Everbright European Wts Jul 2010 B	0.305	25.88	2010/07/20	100,000,000	2010/01/20
20440	J P Morgan SP BV	HKEx European Warrants Jul 2010	0.155	160 per 100 units	2010/07/29	238,000,000	2010/01/20
20446	KBC Fin Products Int'l Ltd.	CC Bank Euro Wts Jul 2010 C	0.25	6.88 per unit	2010/07/20	238,000,000	2010/01/20
20451	Macquarie Bank Ltd.	China Unicom European Wts Dec 2010 A	0.25	11.5	2010/12/30	300,000,000	2010/01/20
20452	Macquarie Bank Ltd.	CITIC Pacific European Warrants Oct10A	0.254	28	2010/10/04	200,000,000	2010/01/20
20453	Macquarie Bank Ltd.	COSCO Pacific European Warrants Oct 10	0.25	15	2010/10/04	200,000,000	2010/01/20
20456	Macquarie Bank Ltd.	A50 China European Put Warrants Jul 10	0.25	15	2010/07/29	300,000,000	2010/01/20
20454	Macquarie Bank Ltd.	HKEx European Warrants Oct 2010	0.251	170 per 100 units	2010/10/04	200,000,000	2010/01/20
20455	Macquarie Bank Ltd.	HSI European Warrants Jun 2010 A	0.19	22,600 per 7,500 units	2010/06/29	300,000,000	2010/01/20
20441	CC Rabobank B.A.	Anta Sports European Warrants Aug 2010	0.26	12.4	2010/08/30	130,000,000	2010/01/20
20443	CC Rabobank B.A.	China EB Ltd European Warrants Aug 2010 A	0.45	23.2	2010/08/11	80,000,000	2010/01/20
20444	CC Rabobank B.A.	China Oilfield European Warrants Aug 2010	0.25	12.4	2010/08/30	130,000,000	2010/01/20
20442	CC Rabobank B.A.	China COSCO European Warrants Aug 2010	0.25	12.4	2010/08/30	130,000,000	2010/01/20
20445	CC Rabobank B.A.	GCL-Poly Energy European Warrants Aug2010	0.42	2.70 per unit	2010/08/11	80,000,000	2010/01/20
20415	SGA Societe Generale Acceptance N.V.	CCB Eur Wt May 2010 B	0.3	7.30 per unit	2010/05/31	80,000,000	2010/01/20
20432	SGA Societe Generale Acceptance N.V.	CCB Eur Wt Jul 2010 C	0.85	6.10 per unit	2010/07/21	80,000,000	2010/01/20
20433	SGA Societe Generale Acceptance N.V.	CLife Eu Wt Jun 2010	0.2	44.88	2010/06/30	200,000,000	2010/01/20
20434	SGA Societe Generale Acceptance N.V.	CLife Eu Wt Oct 2010A	0.25	47.65	2010/10/11	200,000,000	2010/01/20
20437	SGA Societe Generale Acceptance N.V.	ICBC Eu Wt Aug 2010 A	0.48	6.80 per unit	2010/08/02	80,000,000	2010/01/20
20435	SGA Societe Generale Acceptance N.V.	ICBC Eu Wt May 2010 B	0.51	6.40 per unit	2010/05/17	80,000,000	2010/01/20
20436	SGA Societe Generale Acceptance N.V.	ICBC Eu Wt Jul 2010 C	0.75	6 per unit	2010/07/26	80,000,000	2010/01/20
20438	SGA Societe Generale Acceptance N.V.	PICC P&C Eu Wt Dec10C	0.19	8.08	2010/12/29	200,000,000	2010/01/20

## Newly listed derivative warrants (continued)

Code	Issuer	Name of issue	Issue prices (HK\$)	Strike level/ Subscription price (HK\$) per 10 units	Subscription/ exercise period	Unit issued on initial listing	Listing date
16567 <sup>#</sup>	Macquarie Bank Ltd.	China Unicom European Wts Jun 2010	0.1	10	2010/06/29	400,000,000	2010/01/20
17391 <sup>#</sup>	Macquarie Bank Ltd.	Zijin Mining European Wts May 2010	0.04	9.99	2010/05/28	300,000,000	2010/01/20
19081 <sup>#</sup>	Deutsche Bank AG	CNOOC European Warrants Jun 2010	0.062	13.5	2010/06/07	200,000,000	2010/01/20
20500	RB of Scotland N.V.	CC Bank European Warrants Jul 2010 A	0.405	6.633 per unit	2010/07/21	150,000,000	2010/01/21
20501	RB of Scotland N.V.	ICBC European Warrants Jul 2010	0.353	6.399 per unit	2010/07/12	150,000,000	2010/01/21
20473	Barclays Bank plc	Angang Steel European Warrants Sep 2010	0.26	18	2010/09/06	100,000,000	2010/01/21
20474	Barclays Bank plc	BOCL European Put Warrants Sep 2010	0.34	3.60 per unit	2010/09/06	100,000,000	2010/01/21
20475	Barclays Bank plc	BYD European Warrants Jun 2011	0.25	70 per 100 units	2011/06/07	100,000,000	2010/01/21
20478	Barclays Bank plc	China Overseas European Warrants Nov2010	0.26	17	2010/11/01	100,000,000	2010/01/21
20479	Barclays Bank plc	China Telecom European Warrants Aug 2010	0.26	3.80 per unit	2010/08/09	100,000,000	2010/01/21
20480	Barclays Bank plc	ChiUnicom European Warrants Aug 2011A	0.25	10.5	2011/08/23	150,000,000	2010/01/21
20476	Barclays Bank plc	CC Bank European Warrants Aug 2010	0.41	6.75 per unit	2010/08/02	100,000,000	2010/01/21
20477	Barclays Bank plc	CITBK European Warrants Aug 2010	0.41	6.30 per unit	2010/08/02	100,000,000	2010/01/21
20481	Barclays Bank plc	ICBC European Warrants Aug 2010 B	0.38	6.50 per unit	2010/08/30	100,000,000	2010/01/21
20482	Barclays Bank plc	PICC P&C European Warrants Mar 2011	0.25	8.28	2011/03/21	150,000,000	2010/01/21
20487	Deutsche Bank AG	BOCL European Warrants Jul 2010	0.43	3.88 per unit	2010/07/26	200,000,000	2010/01/21
20484	Deutsche Bank AG	HSBC European Warrants May 2010 B	0.53	93.88	2010/05/31	200,000,000	2010/01/21
20485	Deutsche Bank AG	HSBC European Warrants Jun 2010 E	0.35	100.88	2010/06/21	200,000,000	2010/01/21
20486	Deutsche Bank AG	ICBC European Warrants May 2010 C	0.57	5.88 per unit	2010/05/10	200,000,000	2010/01/21
20488	HK Bank	BOCL European Warrants Aug 2010 B	0.25	5 per unit	2010/08/18	160,000,000	2010/01/21
20493	HK Bank	China Mobile European Put Warrants Aug 2010	0.25	68.88	2010/08/18	200,000,000	2010/01/21
20490	HK Bank	CC Bank European Warrants May 2010	0.15	7.58 per unit	2010/05/27	120,000,000	2010/01/21
20491	HK Bank	CC Bank European Warrants Jul 2010 A	0.25	7.28 per unit	2010/07/27	120,000,000	2010/01/21
20489	HK Bank	CITIC Bank European Warrants Jul 2010	0.25	6.68 per unit	2010/07/27	120,000,000	2010/01/21
20492	HK Bank	ICBC European Warrants Jul 2010 A	0.25	6.50 per unit	2010/07/27	160,000,000	2010/01/21
20495	KBC Fin Products Int'l Ltd.	Ch Mobile Euro Wt Sep 2010 A	0.16	65.05 per 100 units	2010/09/22	308,000,000	2010/01/21
20494	KBC Fin Products Int'l Ltd.	Ch Mobile Euro Wt Jun 2010 E	0.16	95	2010/06/04	308,000,000	2010/01/21
20496	KBC Fin Products Int'l Ltd.	Hutchison Euro Wts Jun 2010	0.31	65.85	2010/06/21	158,000,000	2010/01/21
20497	KBC Fin Products Int'l Ltd.	Hutchison Euro Wts Aug 2010 A	0.25	72	2010/08/02	158,000,000	2010/01/21
20498	KBC Fin Products Int'l Ltd.	Hutchison Eur Put Wts Jul 2010	1.19	68	2010/07/21	80,000,000	2010/01/21
20466	Macquarie Bank Ltd.	Anhui Conch European Warrants Jul 2010	0.252	62	2010/07/21	150,000,000	2010/01/21
20471	Macquarie Bank Ltd.	CHALCO European Put Warrants Nov 2010	0.251	10	2010/11/02	200,000,000	2010/01/21
20465	Macquarie Bank Ltd.	Angang Steel European Wts Jul 2010	0.25	19.88	2010/07/21	150,000,000	2010/01/21
20467	Macquarie Bank Ltd.	CC Bank European Warrants Aug 2010	0.25	7.50 per unit	2010/08/03	150,000,000	2010/01/21
20468	Macquarie Bank Ltd.	CNPC European Warrants Nov 2010 B	0.251	13.88	2010/11/15	188,000,000	2010/01/21
20483	Macquarie Bank Ltd.	Foxconn European Warrants Dec 2010	0.25	12	2010/12/02	150,000,000	2010/01/21
20469	Macquarie Bank Ltd.	Hang Lung Ppt European Wts Sep 2010	0.262	39.99	2010/09/21	100,000,000	2010/01/21
20470	Macquarie Bank Ltd.	Maanshan Iron European Wts Jul 2010	0.466	7 per unit	2010/07/21	88,000,000	2010/01/21
20472	Macquarie Bank Ltd.	Tencent European Put Warrants Aug 2010	0.252	160 per 100 units	2010/08/03	300,000,000	2010/01/21
20499	UBS AG	China Mobile European Warrants Jun 2010 D	0.2	90.88	2010/06/07	100,000,000	2010/01/21
19013 <sup>#</sup>	Credit Suisse	ICBC European Warrants Dec 2010 C	0.064	6.38	2010/12/06	200,000,000	2010/01/21
18904 <sup>#</sup>	Deutsche Bank AG	SHK Ppt European Warrants Jun 2010	0.045	125.38 per 100 units	2010/06/21	250,000,000	2010/01/21
18842 <sup>#</sup>	Deutsche Bank AG	Zijin Mining European Warrants May 2010 A	0.043	8.88	2010/05/03	250,000,000	2010/01/21

## Newly listed derivative warrants (continued)

Code	Issuer	Name of issue	Issue prices (HK\$)	Strike level/ Subscription price (HK\$) per 10 units	Subscription/ exercise period	Unit issued on initial listing	Listing date
03327*	KBC Fin Products Int'l Ltd.	BOCL European Wts Dec 2010 A	0.035	4.380	2010/12/06	800,000,000	2010/01/21
19019*	KBC Fin Products Int'l Ltd.	CC Bank Euro Wts Apr 2010 C	0.068	7.68 per unit	2010/04/09	280,000,000	2010/01/21
16774*	KBC Fin Products Int'l Ltd.	Sinopec Euro Wts Aug 2010	0.148	5.31	2010/08/23	400,000,000	2010/01/21
03258*	Merrill Lynch Int'l & Co. C.V.	Ping An Euro Wts Apr 2010	0.042	68.88 per 100 unit	2010/04/26	400,000,000	2010/01/21
05061*	CC Rabobank B.A.	HSBC European Warrants Sep 2010 A	0.016	123 per 100 unit	2010/09/08	650,000,000	2010/01/21
18846*	SGA Societe Generale Acceptance N.V.	CCB Eur Wt Apr 2010	0.219	6.88 per unit	2010/04/19	100,000,000	2010/01/21
19202*	SGA Societe Generale Acceptance N.V.	ICBC Eu Wt May 2010 A	0.146	6.88 per unit	2010/05/05	80,000,000	2010/01/21
20525	RB of Scotland N.V.	China Life European Warrants Jul 2010 A	0.305	38.88	2010/07/22	250,000,000	2010/01/22
20522	BNP Paribas Arbit Issu B.V.	Alibaba European Warrants Aug10	0.33	20.88	2010/08/02	100,000,000	2010/01/22
20512	BNP Paribas Arbit Issu B.V.	CC Bank Euro Wts Oct 2010 A	0.38	7.28 per unit	2010/10/04	200,000,000	2010/01/22
20511	BNP Paribas Arbit Issu B.V.	CC Bank Euro Wts Aug 2010 B	0.4	6.82 per unit	2010/08/02	200,000,000	2010/01/22
20514	BNP Paribas Arbit Issu B.V.	China Life Eu Put Wts Jun 2010	0.23	33.88	2010/06/07	100,000,000	2010/01/22
20524	BNP Paribas Arbit Issu B.V.	Ch Mobile Euro Wts Aug 2010 B	0.5	96.88	2010/08/30	300,000,000	2010/01/22
20523	BNP Paribas Arbit Issu B.V.	China Tel Euro Wts Sep 2010 B	0.38	4.23 per unit	2010/09/30	100,000,000	2010/01/22
20513	BNP Paribas Arbit Issu B.V.	ICBC European Wts Aug 2010	0.34	6.88 per unit	2010/08/02	200,000,000	2010/01/22
20521	BNP Paribas Arbit Issu B.V.	Tencent Holdings Eu Wts Dec 10	0.25	212.88 per 100 units	2010/12/01	200,000,000	2010/01/22
20515	Credit Suisse AG	CC Bank European Warrants Jun 2010	0.15	6.488 per unit	2010/06/28	200,000,000	2010/01/22
20516	Credit Suisse AG	China Mobile European Warrants Jun 2010 B	0.15	86.05	2010/06/04	200,000,000	2010/01/22
20517	Credit Suisse AG	ICBC European Warrants Jun 2010	0.15	6.288 per unit	2010/06/28	200,000,000	2010/01/22
10944	Deutsche Bank AG	Nikkei 225 Index European Wts Sep 2010	0.26	11,000 per 400 units	2010/09/10	100,000,000	2010/01/22
10949	Deutsche Bank AG	Nikkei 225 Index Euro Put Wts Sep 2010	0.25	10,500 per 400 units	2010/09/10	100,000,000	2010/01/22
20506	HK Bank	China Tel European Warrants Jul 2010 A	0.25	4.18 per unit	2010/07/22	120,000,000	2010/01/22
20518	KBC Fin Products Int'l Ltd.	Sinopec Euro Wts Jun 2010 C	0.38	6.888 per unit	2010/06/22	208,000,000	2010/01/22
20520	KBC Fin Products Int'l Ltd.	HSBC European Wts May 2010 C	0.26	99.95	2010/05/10	300,000,000	2010/01/22
20503	Macquarie Bank Ltd.	China Mobile European Wts Jun 2010 A	0.151	95	2010/06/14	300,000,000	2010/01/22
20502	Macquarie Bank Ltd.	China Comservice European Wts Jul10	0.256	5.88 per unit	2010/07/22	150,000,000	2010/01/22
20504	Macquarie Bank Ltd.	New World Dev European Wts Dec 2010	0.251	17	2010/12/30	100,000,000	2010/01/22
20505	Macquarie Bank Ltd.	ZTE European Warrants Jul 2010	0.256	66.88	2010/07/22	150,000,000	2010/01/22
20507	SGA Societe Generale Acceptance N.V.	CCB Eur Wt Jun 2010	0.4	6.48 per unit	2010/06/30	80,000,000	2010/01/22
20508	SGA Societe Generale Acceptance N.V.	Dongfeng Eu Wt Oct 10	0.27	11.5	2010/10/25	200,000,000	2010/01/22
20509	SGA Societe Generale Acceptance N.V.	Esprit Euro Wts Jul10	0.6	65	2010/07/26	80,000,000	2010/01/22
20510	SGA Societe Generale Acceptance N.V.	Esprit Euro Wts Oct10	0.625	72	2010/10/25	80,000,000	2010/01/22
20526	UBS AG	China Tel European Warrants Jul 2010	0.25	4.18 per unit	2010/07/26	100,000,000	2010/01/22
20519	UBS AG	Zijin Mining European Warrants Oct 2010	0.15	8.48	2010/10/18	100,000,000	2010/01/22
19068*	Deutsche Bank AG	Tencent Holdings European Warrants May 10	0.13	168 per 100 units	2010/05/03	200,000,000	2010/01/22
20566	RB of Scotland N.V.	Ch Comm Cons European Wts Jan 2011	0.152	8.008	2011/01/10	300,000,000	2010/01/25
20567	RB of Scotland N.V.	Sinopec Corp European Warrants Jun 10B	0.501	6.898 per unit	2010/06/22	200,000,000	2010/01/25
20568	RB of Scotland N.V.	Jiangxi Copper European Warrants Jul10B	0.15	23	2010/07/19	300,000,000	2010/01/25
20562	BNP Paribas Arbit Issu B.V.	CITIC Bank Euro Wts Jun 2010	0.15	7.38 per unit	2010/06/14	80,000,000	2010/01/25
20569	Deutsche Bank AG	PICC P&C European Warrants Dec 2010 B	0.18	8.28	2010/12/13	150,000,000	2010/01/25
20561	Deutsche Bank AG	SHK Ppt European Warrants Oct 2010	0.15	118.88 per 100 units	2010/10/18	200,000,000	2010/01/25
20538	HK Bank	Angang Steel European Warrants Jun 2010	0.15	18.88	2010/06/23	120,000,000	2010/01/25
20539	HK Bank	Angang Steel European Warrants Oct 2010	0.25	20.88	2010/10/08	120,000,000	2010/01/25

## Newly listed derivative warrants (continued)

Code	Issuer	Name of issue	Issue prices (HK\$)	Strike level/ Subscription price (HK\$) per 10 units	Subscription/ exercise period	Unit issued on initial listing	Listing date
20540	HK Bank	R&F Ppt European Warrants Sep 2010 A	0.25	15.88	2010/09/24	120,000,000	2010/01/25
20541	HK Bank	Lenovo European Warrants Aug 2010	0.41	6.88 per unit	2010/08/12	120,000,000	2010/01/25
20528	J P Morgan SP BV	CHALCO European Warrants Nov 2010 A	0.17	11.88	2010/11/22	200,000,000	2010/01/25
20529	J P Morgan SP BV	CHALCO European Warrants Dec 2010	0.155	13.88	2010/12/01	200,000,000	2010/01/25
20530	J P Morgan SP BV	CITIC Bank European Warrants Jul 2010	0.619	5.50 per unit	2010/07/26	50,000,000	2010/01/25
20531	J P Morgan SP BV	Chi Res Land European Warrants Jul 2010	0.253	15.88	2010/07/26	100,000,000	2010/01/25
20532	J P Morgan SP BV	Foxconn European Warrants Sep 2010 B	0.25	12.88	2010/09/29	150,000,000	2010/01/25
20527	J P Morgan SP BV	A50 China European Warrants Dec 2010	0.15	16.88	2010/12/07	200,000,000	2010/01/25
20533	J P Morgan SP BV	Tencent European Warrants Jul 2010 B	0.25	210 per 100 units	2010/07/26	200,000,000	2010/01/25
20563	KBC Fin Products Int'l Ltd.	HSI Euro Put Wts Apr 2010 B	0.166	21,000 per 7,000 units	2010/04/29	388,000,000	2010/01/25
20564	KBC Fin Products Int'l Ltd.	HSI Euro Put Wts May 2010 I	0.21	22,000 per 10,000 units	2010/05/28	328,000,000	2010/01/25
20565	KBC Fin Products Int'l Ltd.	HSI Euro Put Wts May 2010 J	0.238	22,800 per 10,000 units	2010/05/28	328,000,000	2010/01/25
20555	CC Rabobank B.A.	BOCL European Warrants Jun 2010	0.25	4.28 per unit	2010/06/18	50,000,000	2010/01/25
20542	CC Rabobank B.A.	Ch Mobile European Warrants Jul 2010	0.67	82	2010/07/29	25,000,000	2010/01/25
20556	CC Rabobank B.A.	China Life European Warrants Jul 2010 B	0.31	39.2	2010/07/29	50,000,000	2010/01/25
20557	CC Rabobank B.A.	Ch Mobile European Warrants Aug 2010 B	0.49	90	2010/08/30	25,000,000	2010/01/25
20544	CC Rabobank B.A.	CNPC European Warrants Sep 2010	0.25	12.4	2010/09/29	130,000,000	2010/01/25
20543	CC Rabobank B.A.	China Ship Dev European Warrants Jul 2010	0.34	14.8	2010/07/29	100,000,000	2010/01/25
20545	CC Rabobank B.A.	ICBC European Warrants Jul 2010	0.5	6.20 per unit	2010/07/29	40,000,000	2010/01/25
20558	CC Rabobank B.A.	Nine Dragons European Warrants Sep 2010	0.25	14.8	2010/09/08	100,000,000	2010/01/25
20546	CC Rabobank B.A.	Sinofert European Warrants Feb 2011	0.25	6.2	2011/02/25	180,000,000	2010/01/25
20559	CC Rabobank B.A.	Weichai Power European Warrants Dec 2010	0.25	78 per 100 units	2010/12/30	130,000,000	2010/01/25
20534	SGA Societe Generale Acceptance N.V.	Anhui Conch Eu Wts Jul10	0.46	55	2010/07/26	60,000,000	2010/01/25
20551	SGA Societe Generale Acceptance N.V.	ChiUnicom Eu Wts Dec 10	0.25	9	2010/12/06	200,000,000	2010/01/25
20547	SGA Societe Generale Acceptance N.V.	CCB Eur Wt Aug 2010 B	0.9	5.70 per unit	2010/08/02	80,000,000	2010/01/25
20548	SGA Societe Generale Acceptance NV	Ch Res Power Eu Wt Aug10A	0.265	18	2010/08/04	150,000,000	2010/01/25
20549	SGA Societe Generale Acceptance NV	Ch Res Power Eu Wt Aug10B	0.34	16	2010/08/23	150,000,000	2010/01/25
20550	SGA Societe Generale Acceptance NV	Ch Res Power Eu Wt Sep10	0.25	20	2010/09/13	150,000,000	2010/01/25
20535	SGA Societe Generale Acceptance NV	Denway Motors Eu Wt Sep10	0.78	5.50 per unit	2010/09/13	60,000,000	2010/01/25
20552	SGA Societe Generale Acceptance N.V.	Foxconn Eu Wts Aug 10	0.285	11	2010/08/04	200,000,000	2010/01/25
20553	SGA Societe Generale Acceptance N.V.	Foxconn Eu Wts Sep 10	0.255	12.7	2010/09/13	200,000,000	2010/01/25
20536	SGA Societe Generale Acceptance N.V.	Geely Auto Eu Wt Jul10	0.78	4.60 per unit	2010/07/26	60,000,000	2010/01/25
20554	SGA Societe Generale Acceptance N.V.	ICBC Eu Wt Aug 2010 B	0.75	5.60 per unit	2010/08/09	80,000,000	2010/01/25
20537	SGA Societe Generale Acceptance NV	Maanshan Iron Eu Wt Jul11	0.16	6.18	2011/07/04	400,000,000	2010/01/25
20560	SGA Societe Generale Acceptance N.V.	MTRC Eur Wts Oct 2010	0.25	30	2010/10/06	80,000,000	2010/01/25
19387 <sup>#</sup>	RB of Scotland N.V.	Tencent Holdings European Wts Jun 2010B	0.112	175.88 per 100 units	2010/06/21	100,000,000	2010/01/25
20004 <sup>#</sup>	Credit Suisse AG	Tencent Holdings European Warrants May 2010	0.107	170.10 per 100 units	2010/05/17	200,000,000	2010/01/25
19197 <sup>#</sup>	SGA Societe Generale Acceptance N.V.	Chi COSCO Euro Wt May 10	0.133	10.98	2010/05/10	300,000,000	2010/01/25
18979 <sup>#</sup>	SGA Societe Generale Acceptance N.V.	CK(H) Eu Wt Jun 2010	0.069	100 per 100 units	2010/06/28	300,000,000	2010/01/25
18901 <sup>#</sup>	SGA Societe Generale Acceptance N.V.	A50 Ch Eu Wt Jun 10A	0.099	14	2010/06/14	200,000,000	2010/01/25
19169 <sup>#</sup>	UBS AG	Tencent Holdings European Warrants May 2010 B	0.124	170 per 100 units	2010/05/24	100,000,000	2010/01/25
20606	RB of Scotland N.V.	CNOOC European Warrants Dec 2010	0.15	13.018	2010/12/08	300,000,000	2010/01/26
20605	RB of Scotland N.V.	China Shenhua European Wts Jul 2010	0.25	43.88	2010/07/26	150,000,000	2010/01/26

## Newly listed derivative warrants (continued)

Code	Issuer	Name of issue	Issue prices (HK\$)	Strike level/ Subscription price (HK\$) per 10 units	Subscription/ exercise period	Unit issued on initial listing	Listing date
20607	Royal Bank of Scotland N.V.	A50 China European Put Wts Jun 2010 C	0.15	14	2010/06/28	200,000,000	2010/01/26
20604	RB of Scotland N.V.	Tencent Holdings European Wts Aug 10A	0.25	163.88 per 100 units	2010/08/09	250,000,000	2010/01/26
20608	RB of Scotland N.V.	Tencent Holdings European Put Wts Oct10	0.25	148.88 per 100 units	2010/10/11	200,000,000	2010/01/26
20579	Barclays Bank plc	China EB Ltd European Warrants Oct 2010	0.33	24	2010/10/18	100,000,000	2010/01/26
20576	Barclays Bank plc	Cheung Kong European Warrants Oct 2011	0.25	105 per 100 units	2011/10/24	100,000,000	2010/01/26
20587	Barclays Bank plc	Cheung Kong European Put Warrants Oct 11	0.25	90 per 100 units	2011/10/24	100,000,000	2010/01/26
20581	Barclays Bank plc	China Shenhua European Warrants Aug 2010	0.3	42	2010/08/23	100,000,000	2010/01/26
20583	Barclays Bank plc	Foxconn European Warrants Sep 2010	0.25	11.8	2010/09/20	100,000,000	2010/01/26
20584	Barclays Bank plc	A50 China European Warrants Jul 2010 B	0.16	13.38	2010/07/12	100,000,000	2010/01/26
20585	Barclays Bank plc	A50 China European Warrants Sep 2010 B	0.25	13.1	2010/09/06	100,000,000	2010/01/26
20586	Barclays Bank plc	A50 China European Warrants Nov 2010 A	0.25	13.7	2010/11/08	100,000,000	2010/01/26
20589	Barclays Bank plc	A50 China European Put Warrants Jul 2010	0.25	15	2010/07/26	100,000,000	2010/01/26
20590	Barclays Bank plc	A50 China European Put Warrants Nov 2010	0.25	14.2	2010/11/08	100,000,000	2010/01/26
20593	Barclays Bank plc	HSI European Put Warrants Jun 2010 H	0.18	20,800 per 9,000 units	2010/06/29	100,000,000	2010/01/26
20594	Barclays Bank plc	HSI European Put Warrants Aug 2010 A	0.26	21,000 per 10,000 units	2010/08/30	100,000,000	2010/01/26
20595	Barclays Bank plc	HSI European Put Warrants Oct 2010 A	0.26	20,300 per 10,000 units	2010/10/28	100,000,000	2010/01/26
20591	Barclays Bank plc	HSI European Put Warrants May 2010 G	0.2	21,200 per 9,000 units	2010/05/28	100,000,000	2010/01/26
20592	Barclays Bank plc	HSI European Put Warrants May 2010 H	0.25	21,800 per 8,500 units	2010/05/28	100,000,000	2010/01/26
20577	Barclays Bank plc	Hutchison European Warrants Oct 2010	0.32	65	2010/10/18	100,000,000	2010/01/26
20578	Barclays Bank plc	SHK Ppt European Warrants Aug 2011	0.25	117.50 per 100 units	2011/08/08	100,000,000	2010/01/26
20588	Barclays Bank plc	SHK Ppt European Put Warrants Aug 2011	0.25	100 per 100 units	2011/08/08	100,000,000	2010/01/26
20580	Barclays Bank plc	Shimao Ppt European Warrants Nov 2010	0.25	14.38	2010/11/22	100,000,000	2010/01/26
20582	Barclays Bank plc	Yanzhou Coal European Warrants Aug 2010	0.25	20	2010/08/23	100,000,000	2010/01/26
20570	BOCI Asia Ltd.	Foxconn European Warrants Nov 2010	0.25	11.5	2010/11/29	100,000,000	2010/01/26
20571	BOCI Asia Ltd.	PetroChina European Warrants Dec 2010	0.15	10	2010/12/30	100,000,000	2010/01/26
20612	BNP Paribas Arbit Issu B.V.	BOCL European Wts Sep 2010	0.44	3.98 per unit	2010/09/09	200,000,000	2010/01/26
20613	BNP Paribas Arbit Issu B.V.	BOCL European Wts Oct 2010	0.25	4.68 per unit	2010/10/05	200,000,000	2010/01/26
20617	BNP Paribas Arbit Issu B.V.	BOCL European Put Warrants Sep10	0.41	3.68 per unit	2010/09/09	80,000,000	2010/01/26
20618	BNP Paribas Arbit Issu B.V.	CC Bank European Put Wts Aug10	0.39	5.38 per unit	2010/08/02	80,000,000	2010/01/26
20609	BNP Paribas Arbit Issu B.V.	HSCEI European Wts Jul 2010	0.3	12,300 per 6,000 units	2010/07/29	200,000,000	2010/01/26
20614	BNP Paribas Arbit Issu B.V.	HSCEI Euro Put Wts Jul 2010	0.33	12,200 per 6,000 units	2010/07/29	200,000,000	2010/01/26
20610	BNP Paribas Arbit Issu B.V.	HSI European Wts Jul 2010 A	0.35	21,500 per 9,000 units	2010/07/29	300,000,000	2010/01/26
20615	BNP Paribas Arbit Issu B.V.	HSI Euro Put Wts Jul 2010 B	0.38	21,200 per 9,000 units	2010/07/29	300,000,000	2010/01/26
20616	BNP Paribas Arbit Issu B.V.	ICBC European Wts Jul 2010	0.39	6.39 per unit	2010/07/12	200,000,000	2010/01/26
20619	BNP Paribas Arbit Issu B.V.	ICBC European Put Wts Jul 2010	0.37	5.39 per unit	2010/07/05	80,000,000	2010/01/26
20611	BNP Paribas Arbit Issu B.V.	Tencent Hldg Eu Put Wt Aug10	0.33	168.88 per 100 units	2010/08/02	200,000,000	2010/01/26
20601	Deutsche Bank AG	China Unicom European Warrants Jul 2010	0.73	10.28 per unit	2010/07/26	150,000,000	2010/01/26
20599	Deutsche Bank AG	China Life European Warrants Jul 2010 A	0.27	39.88	2010/07/26	200,000,000	2010/01/26
20603	Deutsche Bank AG	China Life European Put Wts Jun 2010 B	0.21	32.38	2010/06/14	200,000,000	2010/01/26
20602	Deutsche Bank AG	HSBC European Put Warrants Dec 2010	0.15	88.68 per 100 units	2010/12/13	300,000,000	2010/01/26
20597	KBC Fin Products Int'l Ltd.	China Life Euro Wts May 2010 D	0.55	32.05	2010/05/03	218,000,000	2010/01/26
20598	KBC Fin Products Int'l Ltd.	China Life Euro Wts May 2010 E	0.38	34.88	2010/05/10	258,000,000	2010/01/26
20596	KBC Fin Products Int'l Ltd.	China Life Euro Wts Jun 2010 F	0.15	45.88	2010/06/22	400,000,000	2010/01/26



## Newly listed derivative warrants (continued)

Code	Issuer	Name of issue	Issue prices (HK\$)	Strike level/ Subscription price (HK\$) per 10 units	Subscription/ exercise period	Unit issued on initial listing	Listing date
20600	KBC Fin Products Int'l Ltd.	China Life Eur Put Wt Jun 10G	0.34	35.88	2010/06/21	200,000,000	2010/01/26
20572	Macquarie Bank Ltd.	HSBC European Warrants Oct 2010	0.915	90	2010/10/05	200,000,000	2010/01/26
20573	Macquarie Bank Ltd.	HSBC European Warrants Dec 2010 C	0.999	90	2010/12/02	200,000,000	2010/01/26
20574	Macquarie Bank Ltd.	HSBC European Warrants Dec 2010 D	0.67	100	2010/12/02	200,000,000	2010/01/26
20575	Macquarie Bank Ltd.	HSBC European Warrants Dec 2010 E	0.442	110	2010/12/02	200,000,000	2010/01/26
20620	UBS AG	BYD European Warrants Dec 2010	0.17	62.88 per 100 units	2010/12/28	200,000,000	2010/01/26
20621	UBS AG	China Life European Warrants Jun 2010	0.22	38.88	2010/06/07	200,000,000	2010/01/26
20622	UBS AG	CNOOC European Warrants Nov 2010 A	0.15	12.28	2010/11/15	200,000,000	2010/01/26
20623	UBS AG	ICBC European Warrants Jul 2010 A	0.28	6.40 per unit	2010/07/12	100,000,000	2010/01/26
20624	UBS AG	PetroChina European Warrants Aug 2010 B	0.15	8.88	2010/08/16	200,000,000	2010/01/26
19108 <sup>#</sup>	Macquarie Bank Ltd.	CC Bank European Warrants May 2010	0.061	8 per unit	2010/05/04	200,000,000	2010/01/26
18228 <sup>#</sup>	Macquarie Bank Ltd.	HSI European Warrants Feb 2010 E	0.029	22,600 per 10,000 units	2010/02/25	400,000,000	2010/01/26
19359 <sup>#</sup>	CC Rabobank B.A.	BOCL European Warrants May 2010	0.022	5.40 per unit	2010/05/28	500,000,000	2010/01/26
17401 <sup>#</sup>	CC Rabobank B.A.	CC Bank European Warrants Dec 2011	0.102	6.28	2011/12/12	100,000,000	2010/01/26
17394 <sup>#</sup>	CC Rabobank B.A.	Hutchison European Warrants Jul 2011	0.059	58.88 per 100 units	2011/07/25	200,000,000	2010/01/26
18888 <sup>#</sup>	UBS AG	HSI European Warrants Apr 2010	0.081	22,000 per 10,000 units	2010/04/29	200,000,000	2010/01/26
20637	RB of Scotland N.V.	China Tel European Warrants Jul 2010	0.23	3.888 per unit	2010/07/14	100,000,000	2010/01/27
20660	BNP Paribas Arbit Issu B.V.	MTRC European Warrants Dec 2010	0.27	30	2010/12/02	53,000,000	2010/01/27
20663	BNP Paribas Arbit Issu B.V.	MTRC European Warrants May 2011	0.25	33.88	2011/05/04	53,000,000	2010/01/27
20643	Deutsche Bank AG	BOCL European Put Warrants Aug 2010	0.25	3.48 per unit	2010/08/02	150,000,000	2010/01/27
20645	Deutsche Bank AG	CNOOC European Warrants Aug 2010 A	0.15	12.68	2010/08/23	300,000,000	2010/01/27
20644	Deutsche Bank AG	Sinopec Corp European Warrants Aug 2010	0.7	6.50 per unit	2010/08/02	150,000,000	2010/01/27
20648	Deutsche Bank AG	HKEx European Warrants Aug 2010 B	0.25	145 per 100 units	2010/08/02	300,000,000	2010/01/27
20647	Deutsche Bank AG	HSI European Warrants May 2010 G	0.23	20,400 per 8,000 units	2010/05/28	300,000,000	2010/01/27
20646	Deutsche Bank AG	Hutchison European Warrants Aug 2010	0.45	58	2010/08/02	150,000,000	2010/01/27
20634	J P Morgan SP BV	Minsheng Bank European Warrants Dec 2010	0.15	8.68	2010/12/22	200,000,000	2010/01/27
20635	J P Morgan SP BV	A50 China European Warrants Nov 2010 A	0.25	15	2010/11/29	200,000,000	2010/01/27
20649	KBC Fin Products Int'l Ltd.	HKEx European Warrants Jun 10	0.24	128 per 100 units	2010/06/21	208,000,000	2010/01/27
20650	KBC Fin Products Int'l Ltd.	HKEx European Warrants Sep 10A	0.15	154.90 per 100 units	2010/09/06	258,000,000	2010/01/27
20651	KBC Fin Products Int'l Ltd.	HKEx European Put Wts Jul 10B	0.16	143.78 per 100 units	2010/07/19	248,000,000	2010/01/27
20633	KBC Fin Products Int'l Ltd.	Jiangxi Copper Eu Wts May10	0.15	19.88	2010/05/18	128,000,000	2010/01/27
20658	KBC Fin Products Int'l Ltd.	Jiangxi Copper Eu Wts Jun2010	0.15	22.5	2010/06/14	128,000,000	2010/01/27
20659	KBC Fin Products Int'l Ltd.	Jiangxi Copper Eu Wts Sep10	0.15	24.8	2010/09/01	118,000,000	2010/01/27
20661	KBC Fin Products Int'l Ltd.	SHK Ppt Euro Put Wts Jul 2010	0.7	102	2010/07/27	100,000,000	2010/01/27
20662	KBC Fin Products Int'l Ltd.	SHK Ppt Euro Put Wts Aug 2010	0.25	126 per 100 units	2010/08/18	198,000,000	2010/01/27
20656	KBC Fin Products Int'l Ltd.	SHK Ppt European Wts Jul 2010A	0.33	128.88	2010/07/27	138,000,000	2010/01/27
20657	KBC Fin Products Int'l Ltd.	SHK Ppt European Wts Jul 2010B	0.25	140	2010/07/27	188,000,000	2010/01/27
20636	Macquarie Bank Ltd.	China Life European Wts Aug 2010	0.254	42	2010/08/04	200,000,000	2010/01/27
20641	Macquarie Bank Ltd.	China Life European Put Wts Aug 2010	0.251	32	2010/08/04	150,000,000	2010/01/27
20640	Macquarie Bank Ltd.	WISE CSI European Warrants Aug 2010	0.25	43.88	2010/08/03	168,000,000	2010/01/27
20626	Macquarie Bank Ltd.	HSBC European Warrants Apr 2011	0.15	88 per 100 units	2011/04/11	200,000,000	2010/01/27
20638	Macquarie Bank Ltd.	ICBC European Warrants Aug 2010	0.336	6.50 per unit	2010/08/03	138,000,000	2010/01/27
20642	Macquarie Bank Ltd.	ICBC European Put Warrants Aug 2010	0.27	5 per unit	2010/08/03	88,000,000	2010/01/27

## Newly listed derivative warrants (continued)

Code	Issuer	Name of issue	Issue prices (HK\$)	Strike level/ Subscription price (HK\$) per 10 units	Subscription/ exercise period	Unit issued on initial listing	Listing date
20639	Macquarie Bank Ltd.	Sh Petrochem European Wts Aug 2010	0.257	3.98 per unit	2010/08/03	88,000,000	2010/01/27
20627	Macquarie Bank Ltd.	SHK Ppt European Warrants Dec 2010	0.25	100 per 100 units	2010/12/02	250,000,000	2010/01/27
20629	SGA Societe Generale Acceptance N.V.	CCB Eur Wt Jul 2010 D	0.24	7.68 per unit	2010/07/14	80,000,000	2010/01/27
20628	SGA Societe Generale Acceptance N.V.	CCCCL Eu Wt Jun 2010	0.22	10.20 per unit	2010/06/07	80,000,000	2010/01/27
20652	SGA Societe Generale Acceptance N.V.	CMob Eu Put Wt Jun10E	0.44	70.88	2010/06/14	100,000,000	2010/01/27
20653	SGA Societe Generale Acceptance N.V.	CNOOC Eu Put Wt Jun10	0.15	12	2010/06/28	200,000,000	2010/01/27
20654	SGA Societe Generale Acceptance N.V.	ICBC Eu Put Wt May 10	0.42	5.80 per unit	2010/05/10	80,000,000	2010/01/27
20630	SGA Societe Generale Acceptance N.V.	ICBC Eu Wt May 2010 C	0.2	7.40 per unit	2010/05/24	80,000,000	2010/01/27
20631	SGA Societe Generale Acceptance N.V.	Petch Eu Wt Jun 2010B	0.23	12 per unit	2010/06/07	80,000,000	2010/01/27
20655	SGA Societe Generale Acceptance N.V.	Petch Eu Put Wt Jul10	0.75	8.50 per unit	2010/07/28	100,000,000	2010/01/27
20632	SGA Societe Generale Acceptance N.V.	Renhe Comm Eu Wts Dec10	0.42	2.40 per unit	2010/12/22	100,000,000	2010/01/27
20625	UBS AG	Tencent Holdings European Warrants Aug 2010 A	0.15	198.88 per 100 units	2010/08/23	200,000,000	2010/01/27
18946*	Citigroup Global Mkt H Inc.	BYD European Warrants May 2010	0.04	75 per 100 units	2010/05/11	500,000,000	2010/01/27
19884*	Goldman Sachs SP (Asia)	HSI European Warrants May 2010 A	0.064	22,600 per 9,000 units	2010/05/28	200,000,000	2010/01/27
14381*	Merrill Lynch Int'l & Co. C.V.	Ch Telecom Eur Wt Dec 2011	0.034	4.680	2011/12/19	300,000,000	2010/01/27
18581*	Merrill Lynch Int'l & Co. C.V.	HSBC Euro Wts Nov 2010	0.067	92.593 per 93 units	2010/11/29	400,000,000	2010/01/27
18304*	Merrill Lynch Int'l & Co. C.V.	HSI European Warrants Jun10D	0.042	23,800 per 10,000 units	2010/06/29	300,000,000	2010/01/27
20690	BNP Paribas Arbit Issu B.V.	Jiangxi Copper Eu Wts Sep 10A	0.25	23.88	2010/09/29	200,000,000	2010/01/28
20702	BNP Paribas Arbit Issu B.V.	SHK Ppt European Warrants Aug10	0.28	145	2010/08/03	90,000,000	2010/01/28
20703	BNP Paribas Arbit Issu B.V.	SHK Ppt European Warrants Oct10	0.15	111 per 100 units	2010/10/18	200,000,000	2010/01/28
20698	Credit Suisse AG	BankComm European Warrants Oct 2010 B	0.15	8	2010/10/25	200,000,000	2010/01/28
20701	Credit Suisse AG	Geely Auto European Warrants Aug 2010	0.25	4.388 per unit	2010/08/02	200,000,000	2010/01/28
20697	Credit Suisse AG	HSI European Put Warrants Jun 2010 A	0.15	20,200 per 10,000 units	2010/06/29	200,000,000	2010/01/28
20696	Credit Suisse AG	HSI European Warrants May 2010 B	0.15	21,200 per 10,000 units	2010/05/28	200,000,000	2010/01/28
20699	Credit Suisse AG	Jiangxi Copper European Wts Jul 2010	0.15	18	2010/07/05	200,000,000	2010/01/28
20700	Credit Suisse	Ping An European Warrants Feb 2011	0.15	63.88 per 100 units	2011/02/14	200,000,000	2010/01/28
20711	Deutsche Bank AG	BOCL European Warrants Aug 2010 A	0.25	4.28 per unit	2010/08/02	200,000,000	2010/01/28
20712	Deutsche Bank AG	China Overseas European Warrants Aug 2010	0.15	20	2010/08/16	200,000,000	2010/01/28
20714	Deutsche Bank AG	A50 China European Warrants Jul 2010	0.15	14	2010/07/12	300,000,000	2010/01/28
20715	Deutsche Bank AG	A50 China European Warrants Aug 2010 A	0.25	12.5	2010/08/02	300,000,000	2010/01/28
20720	Deutsche Bank AG	HSI European Warrants Jul 2010 E	0.29	19,600 per 8,000 units	2010/07/29	300,000,000	2010/01/28
20721	Deutsche Bank AG	HSI European Put Warrants May 2010 H	0.17	20,400 per 8,000 units	2010/05/28	300,000,000	2010/01/28
20722	Deutsche Bank AG	HSI European Put Warrants Jun 2010 F	0.15	19,600 per 8,600 units	2010/06/29	300,000,000	2010/01/28
20713	Deutsche Bank AG	ICBC European Warrants Jul 2010 B	0.3	6.50 per unit	2010/07/26	200,000,000	2010/01/28
20716	Deutsche Bank AG	Tencent Holdings European Warrants Aug10A	0.25	165 per 100 units	2010/08/02	300,000,000	2010/01/28
20717	Deutsche Bank AG	Zijin Mining European Warrants Aug 2010	0.15	7.68	2010/08/23	200,000,000	2010/01/28
20681	HK Bank	BOCL European Warrants Jul 2010	0.25	4.38 per unit	2010/07/29	160,000,000	2010/01/28
20679	HK Bank	CNPC European Warrants Nov 2010	0.25	14.28	2010/11/08	120,000,000	2010/01/28
20680	HK Bank	ICBC European Warrants Jul 2010 B	0.25	7.68 per unit	2010/07/29	160,000,000	2010/01/28
20718	J P Morgan SP BV	CNPC European Warrants Oct 2010 B	0.25	13.88	2010/10/28	188,000,000	2010/01/28
20719	J P Morgan SP BV	Nine Dragons European Warrants Jul 2010	0.25	15	2010/07/29	138,000,000	2010/01/28
20706	KBC Fin Products Int'l Ltd.	BOCL European Wts Jul 2010 B	0.25	3.888 per unit	2010/07/19	238,000,000	2010/01/28
20686	KBC Fin Products Int'l Ltd.	China Overseas Euro Wts Jun10	0.15	17	2010/06/21	188,000,000	2010/01/28

## Newly listed derivative warrants (continued)

Code	Issuer	Name of issue	Issue prices (HK\$)	Strike level/ Subscription price (HK\$) per 10 units	Subscription/ exercise period	Unit issued on initial listing	Listing date
20687	KBC Fin Products Int'l Ltd.	China Overseas Euro Wts Aug10A	0.15	20	2010/08/16	188,000,000	2010/01/28
20685	KBC Fin Products Int'l Ltd.	China Tel Euro Wts Jul 2010 A	0.22	3.91 per unit	2010/07/07	168,000,000	2010/01/28
20689	KBC Fin Products Int'l Ltd.	China Tel Eur Put Wts Jul 2010	0.55	3.68 per unit	2010/07/28	108,000,000	2010/01/28
20688	KBC Fin Products Int'l Ltd.	Ch Railway Euro Wts Aug 2010	0.25	7.68 per unit	2010/08/02	108,000,000	2010/01/28
20707	KBC Fin Products Int'l Ltd.	China Shenhua Eur Wts Jun 10B	0.16	42.88	2010/06/15	118,000,000	2010/01/28
20723	KBC Fin Products Int'l Ltd.	HSI European Wts Jun 2010 K	0.15	20,800 per 12,000 units	2010/06/29	328,000,000	2010/01/28
20724	KBC Fin Products Int'l Ltd.	HSI European Wts Jun 2010 L	0.15	21,400 per 9,000 units	2010/06/29	328,000,000	2010/01/28
20725	KBC Fin Products Int'l Ltd.	HSI European Wts Jun 2010 M	0.15	21,800 per 10,000 units	2010/06/29	328,000,000	2010/01/28
20727	KBC Fin Products Int'l Ltd.	HSI European Wts Jul 2010 A	0.15	22,000 per 10,000 units	2010/07/29	328,000,000	2010/01/28
20728	KBC Fin Products Int'l Ltd.	HSI European Wts Jul 2010 B	0.15	22,400 per 10,000 units	2010/07/29	328,000,000	2010/01/28
20726	KBC Fin Products Int'l Ltd.	HSI Euro Put Wts May 2010 K	0.171	20,400 per 8,000 units	2010/05/28	348,000,000	2010/01/28
20729	KBC Fin Products Int'l Ltd.	HSI Euro Put Wts Jun 2010 N	0.155	20,000 per 8,000 units	2010/06/29	318,000,000	2010/01/28
20709	KBC Fin Products Int'l Ltd.	ICBC Euro Put Wts Jun 2010	0.35	5.39 per unit	2010/06/21	138,000,000	2010/01/28
20708	KBC Fin Products Int'l Ltd.	ICBC European Wts Jul 2010 B	0.43	5.88 per unit	2010/07/28	228,000,000	2010/01/28
20710	KBC Fin Products Int'l Ltd.	Tencent Holdings Eu Put Wt Aug10A	0.15	133.78 per 100 units	2010/08/23	128,000,000	2010/01/28
20664	Nomura Int'l plc	Cheung Kong European Warrants Nov 2010	0.151	99.98 per 100 units	2010/11/30	150,000,000	2010/01/28
20665	Nomura Int'l plc	Cheung Kong European Warrants Feb 2011	0.2	91.888 per 100 units	2011/02/28	150,000,000	2010/01/28
20672	Nomura Int'l plc	A50 China European Warrants Jul 2010	0.162	13.88	2010/07/05	200,000,000	2010/01/28
20671	Nomura Int'l plc	A50 China European Warrants Sep 2010	0.151	15.58	2010/09/30	200,000,000	2010/01/28
20673	Nomura Int'l plc	A50 China European Warrants Jan 2011	0.21	14.98	2011/01/12	200,000,000	2010/01/28
20676	Nomura Int'l plc	HSI European Warrants Jul 2010 A	0.15	22,800 per 10,000 units	2010/07/29	200,000,000	2010/01/28
20677	Nomura Int'l plc	HSI European Put Warrants Jun 2010	0.2	20,800 per 9,000 units	2010/06/29	200,000,000	2010/01/28
20678	Nomura Int'l plc	HSI European Put Warrants Jul 2010 B	0.185	19,600 per 8,000 units	2010/07/29	200,000,000	2010/01/28
20674	Nomura Int'l plc	HSI European Warrants Jun 2010 A	0.16	20,800 per 12,000 units	2010/06/29	200,000,000	2010/01/28
20675	Nomura Int'l plc	HSI European Warrants Jun 2010 B	0.15	22,000 per 10,000 units	2010/06/29	200,000,000	2010/01/28
20666	Nomura Int'l plc	Hutchison European Warrants Jun 2010 A	0.165	65.78	2010/06/30	100,000,000	2010/01/28
20667	Nomura Int'l plc	Hutchison European Warrants Sep 2010 A	0.41	59.88	2010/09/30	100,000,000	2010/01/28
20668	Nomura Int'l plc	Tencent Holdings European Warrants Jun 10	0.205	159.90 per 100 units	2010/06/30	150,000,000	2010/01/28
20669	Nomura Int'l plc	Tencent Holdings European Warrants Sep 10	0.219	178.86 per 100 units	2010/09/21	150,000,000	2010/01/28
20670	Nomura Int'l plc	Tencent Holdings European Warrants Dec10A	0.251	198.88 per 100 units	2010/12/31	150,000,000	2010/01/28
20691	CC Rabobank B.A.	BOCL European Warrants Jul 2010 B	0.55	3.60 per unit	2010/07/30	50,000,000	2010/01/28
20692	CC Rabobank B.A.	China Life European Warrants Jul 2010 C	0.65	32.8	2010/07/30	80,000,000	2010/01/28
20693	CC Rabobank B.A.	China Life European Warrants Jul 2010 D	0.56	34.4	2010/07/30	80,000,000	2010/01/28
20694	CC Rabobank B.A.	HSBC European Warrants Jul 2010 D	0.88	86	2010/07/30	80,000,000	2010/01/28
20695	CC Rabobank B.A.	Yanzhou Coal European Warrants Jul 2010	0.32	18.8	2010/07/30	100,000,000	2010/01/28
20683	UBS AG	China Mobile European Warrants Sep 2010	0.15	65.05 per 100 units	2010/09/27	200,000,000	2010/01/28
20682	UBS AG	CC Bank European Warrants Jul 2010 A	0.37	6.48 per unit	2010/07/05	100,000,000	2010/01/28
20705	UBS AG	A50 China European Warrants Jul 2010 A	0.15	13.38	2010/07/05	100,000,000	2010/01/28
20684	UBS AG	HSI European Warrants May 2010 B	0.2	20,400 per 8,000 units	2010/05/28	200,000,000	2010/01/28
20704	UBS AG	PICC European Warrants Dec 2010 B	0.15	8.29	2010/12/13	100,000,000	2010/01/28
18989 <sup>#</sup>	RB of Scotland N.V.	Tencent Holdings European Wts May 2010	0.139	153.33 per 100 units	2010/05/25	100,000,000	2010/01/28
20730	RB of Scotland N.V.	BYD European Warrants Jul 2010	0.15	55.05 per 100 units	2010/07/19	300,000,000	2010/01/29
20731	RB of Scotland N.V.	BYD European Warrants Dec 2010	0.168	62.888 per 100 units	2010/12/31	300,000,000	2010/01/29

## Newly listed derivative warrants (continued)

Code	Issuer	Name of issue	Issue prices (HK\$)	Strike level/ Subscription price (HK\$) per 10 units	Subscription/ exercise period	Unit issued on initial listing	Listing date
20780	RB of Scotland N.V.	China Life European Warrants Jul 2010 B	0.181	41.288	2010/07/19	200,000,000	2010/01/29
20781	RB of Scotland N.V.	HSI European Put Warrants Apr 2010 D	0.151	20,200 per 9,000 units	2010/04/29	400,000,000	2010/01/29
20768	BNP Paribas Arbit Issu B.V.	BankComm European Warrants Nov10B	0.15	8	2010/11/01	150,000,000	2010/01/29
20794	BNP Paribas Arbit Issu B.V.	CM Bank European Warrants Sep 10	0.25	19.68	2010/09/06	200,000,000	2010/01/29
20770	BNP Paribas Arbit Issu B.V.	A50 China Euro Wts Jan 2011	0.15	14.98	2011/01/17	200,000,000	2010/01/29
20732	BNP Paribas Arbit Issu B.V.	HSI European Wts Jul 2010 C	0.39	19,800 per 9,000 units	2010/07/29	200,000,000	2010/01/29
20733	BNP Paribas Arbit Issu B.V.	HSI Euro Put Wts Jul 2010 D	0.38	20,800 per 9,000 units	2010/07/29	200,000,000	2010/01/29
20769	BNP Paribas Arbit Issu B.V.	Ping An European Wts Feb 2011	0.15	63.88 per 100 units	2011/02/14	200,000,000	2010/01/29
20788	Credit Suisse AG	BOCL European Warrants Aug 2010	0.25	3.98 per unit	2010/08/02	200,000,000	2010/01/29
20791	Credit Suisse AG	China EB Ltd European Warrants Aug 2010	0.25	20.88	2010/08/02	200,000,000	2010/01/29
20793	Credit Suisse AG	China Mobile European Warrants Aug 2010 A	0.25	76.38	2010/08/16	200,000,000	2010/01/29
20785	Credit Suisse AG	ChiUnicom European Warrants Aug 2011	0.15	10.5	2011/08/22	200,000,000	2010/01/29
20792	Credit Suisse AG	Ch Comm Cons European Warrants Feb 2011	0.25	7.18	2011/02/17	200,000,000	2010/01/29
20782	Credit Suisse AG	China Coal European Warrants Jul 2010	0.15	12.88	2010/07/19	200,000,000	2010/01/29
20783	Credit Suisse AG	CITIC Bank European Warrants May 2010	0.15	5.88 per unit	2010/05/17	200,000,000	2010/01/29
20784	Credit Suisse AG	China Life European Warrants May 2010 B	0.15	38.88	2010/05/31	200,000,000	2010/01/29
20786	Credit Suisse AG	China Shenhua European Warrants Jun 2010	0.15	36	2010/06/21	200,000,000	2010/01/29
20787	Credit Suisse AG	HSBC European Put Warrants Jun 2010	0.15	74	2010/06/04	200,000,000	2010/01/29
20790	Credit Suisse AG	ICBC European Warrants May 2010 C	0.15	5.888 per unit	2010/05/03	200,000,000	2010/01/29
20789	Credit Suisse AG	SHK Ppt European Warrants Jun 2010	0.15	102.88 per 100 units	2010/06/29	200,000,000	2010/01/29
20774	Deutsche Bank AG	China Mobile European Warrants Jul 2010	0.78	70	2010/07/12	300,000,000	2010/01/29
20772	Deutsche Bank AG	CC Bank European Warrants Jul 2010 C	0.32	6.80 per unit	2010/07/26	200,000,000	2010/01/29
20771	Deutsche Bank AG	Ch Comm Cons European Warrants Dec 2010	0.15	7	2010/12/28	300,000,000	2010/01/29
20773	Deutsche Bank AG	China Life European Warrants Aug 2010 A	0.28	36.88	2010/08/02	300,000,000	2010/01/29
20775	Deutsche Bank AG	China Mobile European Warrants Aug 2010 B	0.46	80	2010/08/23	300,000,000	2010/01/29
20776	Deutsche Bank AG	CNOOC European Warrants Aug 2010 B	0.15	10.88	2010/08/30	300,000,000	2010/01/29
20777	Deutsche Bank AG	HKEx European Warrants Jun 2010	0.15	133.88 per 100 units	2010/06/21	300,000,000	2010/01/29
20747	HK Bank	HSI European Put Warrants Jul 2010	0.25	18,800 per 10,000 units	2010/07/29	200,000,000	2010/01/29
20746	HK Bank	HSI European Warrants Jun 2010 G	0.15	19,900 per 12,000 units	2010/06/29	200,000,000	2010/01/29
20742	HK Bank	HSI European Warrants Jul 2010 A	0.25	18,800 per 12,000 units	2010/07/29	200,000,000	2010/01/29
20743	HK Bank	HSI European Warrants Jul 2010 B	0.25	20,800 per 10,000 units	2010/07/29	200,000,000	2010/01/29
20744	HK Bank	HSI European Warrants Jul 2010 C	0.25	22,800 per 9,000 units	2010/07/29	200,000,000	2010/01/29
20745	HK Bank	PetroChina European Warrants May 2010	0.15	11.40 per unit	2010/05/24	200,000,000	2010/01/29
20762	KBC Fin Products Int'l Ltd.	BOCL European Wts Jul 2010 C	0.46	3.388 per unit	2010/07/29	168,000,000	2010/01/29
20765	KBC Fin Products Int'l Ltd.	Ch Comm Cons Euro Wts Dec 2010	0.15	7	2010/12/22	128,000,000	2010/01/29
20763	KBC Fin Products Int'l Ltd.	Ch COSCO European Warrants Jul10	0.21	9.588	2010/07/20	138,000,000	2010/01/29
20764	KBC Fin Products Int'l Ltd.	Ch COSCO European Warrants Nov10	0.176	12	2010/11/24	108,000,000	2010/01/29
20767	KBC Fin Products Int'l Ltd.	A50 Ch Euro Wts Jul 2010 B	0.15	13.38	2010/07/05	258,000,000	2010/01/29
20766	KBC Fin Products Int'l Ltd.	ICBC European Wts Jul 2010 C	0.47	5.488 per unit	2010/07/29	168,000,000	2010/01/29
20741	Macquarie Bank Ltd.	R&F Ppt European Warrants Sep 2010 A	0.251	14	2010/09/29	200,000,000	2010/01/29
20740	Macquarie Bank Ltd.	HSI European Put Warrants Jun 2010	0.15	19,600 per 8,600 units	2010/06/29	400,000,000	2010/01/29
20736	Macquarie Bank Ltd.	HSI European Warrants Jun 2010 B	0.152	21,000 per 9,000 units	2010/06/29	400,000,000	2010/01/29
20737	Macquarie Bank Ltd.	HSI European Warrants Jul 2010 B	0.251	19,800 per 12,500 units	2010/07/29	400,000,000	2010/01/29

## Newly listed derivative warrants (continued)

Code	Issuer	Name of issue	Issue prices (HK\$)	Strike level/ Subscription price (HK\$) per 10 units	Subscription/ exercise period	Unit issued on initial listing	Listing date
20738	Macquarie Bank Ltd.	HSI European Warrants Jul 2010 C	0.251	20,400 per 10,000 units	2010/07/29	400,000,000	2010/01/29
20739	Macquarie Bank Ltd.	HSI European Warrants Jul 2010 D	0.25	21,200 per 10,000 units	2010/07/29	400,000,000	2010/01/29
20754	Merrill Lynch Int'l & Co. C.V.	BOCL European Wts Aug 2010	0.315	3.99 per unit	2010/08/02	100,000,000	2010/01/29
20753	Merrill Lynch Int'l & Co. C.V.	BOCL European Wts Jun 2010B	0.226	4.29 per unit	2010/06/21	100,000,000	2010/01/29
20755	Merrill Lynch Int'l & Co. C.V.	China Life Eu Wt May 2010 C	0.255	36.89	2010/05/10	100,000,000	2010/01/29
20748	Merrill Lynch Int'l & Co. C.V.	HSI European Warrants Jul10C	0.151	22,500 per 10,000 units	2010/07/29	200,000,000	2010/01/29
20749	Merrill Lynch Int'l & Co. C.V.	HSI European Warrants Jul10D	0.15	22,900 per 8,000 units	2010/07/29	200,000,000	2010/01/29
20750	Merrill Lynch Int'l & Co. C.V.	HSI European Warrants Aug10B	0.25	21,000 per 8,000 units	2010/08/30	200,000,000	2010/01/29
20751	Merrill Lynch Int'l & Co. C.V.	HSI European Warrants Aug10C	0.25	21,500 per 7,500 units	2010/08/30	200,000,000	2010/01/29
20752	Merrill Lynch Int'l & Co. C.V.	HSI European Warrants Aug10D	0.255	22,000 per 6,700 units	2010/08/30	200,000,000	2010/01/29
20758	Merrill Lynch Int'l & Co. C.V.	HSI European Put Wts Aug 10E	0.25	19,500 per 7,500 units	2010/08/30	200,000,000	2010/01/29
20759	Merrill Lynch Int'l & Co. C.V.	HSI European Put Wts Aug 10F	0.26	20,000 per 8,000 units	2010/08/30	200,000,000	2010/01/29
20760	Merrill Lynch Int'l & Co. C.V.	HSI European Put Wts Aug 10G	0.255	20,500 per 9,000 units	2010/08/30	200,000,000	2010/01/29
20761	Merrill Lynch Int'l & Co. C.V.	HSI European Put Wts Aug 10H	0.26	21,000 per 10,000 units	2010/08/30	200,000,000	2010/01/29
20757	Merrill Lynch Int'l & Co. C.V.	ICBC European Wts Jul 2010	0.27	6.29 per unit	2010/07/05	100,000,000	2010/01/29
20756	Merrill Lynch Int'l & Co. C.V.	ICBC European Wts May 2010B	0.415	5.89 per unit	2010/05/07	100,000,000	2010/01/29
20734	SGA Societe Generale Acceptance N.V.	CLife Eu Put Wt Jun10A	0.18	32.39	2010/06/14	200,000,000	2010/01/29
20735	SGA Societe Generale Acceptance N.V.	CLife Eu Put Wt Jun10B	0.24	33.88	2010/06/14	200,000,000	2010/01/29
20778	UBS AG	BOCL European Warrants Jul 2010 A	0.19	4.06 per unit	2010/07/19	100,000,000	2010/01/29
20779	UBS AG	HKEx European Warrants Aug 2010 A	0.25	120.88 per 100 units	2010/08/09	200,000,000	2010/01/29
18903 <sup>#</sup>	Deutsche Bank AG	Hutchison European Warrants Apr 2010	0.162	60	2010/04/19	300,000,000	2010/01/29
18470 <sup>#</sup>	Credit Suisse	Tencent Holdings European Warrants Jun 2010	0.13	153.88 per 100 units	2010/06/28	200,000,000	2010/01/29
18273 <sup>#</sup>	Deutsche Bank AG	ICBC European Warrants Apr 2010 A	0.053	6.80 per unit	2010/04/19	400,000,000	2010/01/29
19884 <sup>#</sup>	Goldman Sachs SP (Asia)	HSI European Warrants May 2010 A	0.043	22,600 per 9,000 units	2010/05/28	400,000,000	2010/01/29
17838 <sup>#</sup>	Merrill Lynch Int'l & Co. C.V.	CK(H) European Wts Dec 2010	0.066	109.99 per 100 units	2010/12/13	200,000,000	2010/01/29
18424 <sup>#</sup>	CC Rabobank B.A.	CC Bank European Warrants Mar 2010 A	0.22	6.20 per unit	2010/03/30	80,000,000	2010/01/29
20815	RB of Scotland N.V.	CITIC Bank European Warrants Oct 2010	0.492	6.08 per unit	2010/10/11	100,000,000	2010/02/01
20817	BNP Paribas Arbit Issu B.V.	BankComm Euro Put Wts Dec10	0.25	8.88	2010/12/06	100,000,000	2010/02/01
20818	BNP Paribas Arbit Issu B.V.	CM Bank Euro Put Wts Nov10	0.25	16.88	2010/11/01	100,000,000	2010/02/01
20825	Credit Suisse AG	CHALCO European Wts Sep 2010	0.15	9.88	2010/09/13	200,000,000	2010/02/01
20824	Credit Suisse AG	BBMG European Warrants Aug 2010	0.25	8.08	2010/08/16	200,000,000	2010/02/01
20826	Credit Suisse AG	CNPC European Warrants Aug 2010	0.25	11.68	2010/08/23	200,000,000	2010/02/01
20827	Credit Suisse AG	Dongfeng Motor European Warrants Jul 2010	0.15	12.4	2010/07/26	200,000,000	2010/02/01
20828	Credit Suisse AG	Sinopharm European Warrants Jul 2012	0.25	30.88 per 100 units	2012/07/30	200,000,000	2010/02/01
20829	Credit Suisse AG	Tencent Holdings European Wts Aug 2010 B	0.25	149 per 100 units	2010/08/02	200,000,000	2010/02/01
20819	Deutsche Bank AG	CM Bank European Warrants Jul 2010	0.18	18.88	2010/07/12	150,000,000	2010/02/01
20820	Deutsche Bank AG	China Mobile European Warrants Aug 2010 C	0.25	90	2010/08/23	200,000,000	2010/02/01
20821	Deutsche Bank AG	HKEx European Warrants Aug 2010 C	0.25	120 per 100 units	2010/08/02	200,000,000	2010/02/01
20822	Deutsche Bank AG	HKEx European Put Warrants Jul 2010 B	0.21	143.88 per 100 units	2010/07/19	200,000,000	2010/02/01
20823	Deutsche Bank AG	Sinopharm European Warrants Aug 2010	0.4	35	2010/08/02	150,000,000	2010/02/01
20816	Goldman Sachs SP (Asia)	BOCL European Warrants Aug 2010 A	0.44	3.60 per unit	2010/08/02	200,000,000	2010/02/01
20810	KBC Fin Products Int'l Ltd.	HSI Euro Put Wts Jun 2010 O	0.15	18,200 per 6,400 units	2010/06/29	400,000,000	2010/02/01
20798	Merrill Lynch Int'l & Co. C.V.	Ch Mobile Eu Put Wt Jul 10	0.38	65.99	2010/07/26	200,000,000	2010/02/01

## Newly listed derivative warrants (continued)

Code	Issuer	Name of issue	Issue prices (HK\$)	Strike level/ Subscription price (HK\$) per 10 units	Subscription/ exercise period	Unit issued on initial listing	Listing date
20796	Merrill Lynch Int'l & Co. C.V.	Ch Mobile Eur Wt Jun 2010 A	0.355	77.98	2010/06/07	200,000,000	2010/02/01
20797	Merrill Lynch Int'l & Co. C.V.	Ch Mobile Eur Wt Jun 2010 B	0.26	82.98	2010/06/24	200,000,000	2010/02/01
20799	Merrill Lynch Int'l & Co. C.V.	Sinopec Euro Wts May 2010	0.26	7.11 per unit	2010/05/10	150,000,000	2010/02/01
20800	Merrill Lynch Int'l & Co. C.V.	Sinopec Euro Wts Jun 2010	0.249	7.49 per unit	2010/06/28	150,000,000	2010/02/01
20801	Merrill Lynch Int'l & Co. C.V.	Ch Telecom Eur Wt May 2010B	0.17	3.59 per unit	2010/05/03	150,000,000	2010/02/01
20803	CC Rabobank B.A.	CC Bank European Warrants Aug 2010 A	0.97	5.60 per unit	2010/08/03	30,000,000	2010/02/01
20804	CC Rabobank B.A.	China Life European Warrants May 2010 B	0.34	35.88	2010/05/28	100,000,000	2010/02/01
20805	CC Rabobank B.A.	China Life European Put Warrants Jul 2010	0.26	33	2010/07/02	100,000,000	2010/02/01
20806	CC Rabobank B.A.	CNBM European Warrants Aug 2010	0.28	14.8	2010/08/30	100,000,000	2010/02/01
20807	CC Rabobank B.A.	Ch Ship Cont European Warrants Aug 2010	0.75	3.60 per unit	2010/08/03	50,000,000	2010/02/01
20802	CC Rabobank B.A.	A50 China European Put Warrants Aug 2010B	0.15	13.38	2010/08/03	150,000,000	2010/02/01
10945	SGA Societe Generale Acceptance N.V.	EUR/USD Eu Wt Aug 10A	0.42	1.48 per 1 units	2010/08/30	100,000,000	2010/02/01
10946	SGA Societe Generale Acceptance N.V.	EUR/USD Eu Wt Aug 10B	0.27	1.55 per 1 units	2010/08/30	100,000,000	2010/02/01
10950	SGA Societe Generale Acceptance N.V.	EUR/USD Eu Put Wt Aug10C	0.32	1.30 per 1 units	2010/08/30	100,000,000	2010/02/01
10951	SGA Societe Generale Acceptance N.V.	EUR/USD Eu Put Wt Aug10D	0.65	1.40 per 1 units	2010/08/30	100,000,000	2010/02/01
20808	SGA Societe Generale Acceptance N.V.	HKEx Eu Put Wt Jul 10	0.15	128 per 100 units	2010/07/26	200,000,000	2010/02/01
20809	SGA Societe Generale Acceptance N.V.	HKEx Eu Put Wt Sep 10	0.23	140 per 100 units	2010/09/06	200,000,000	2010/02/01
20795	SGA Societe Generale Acceptance N.V.	Sh Electric Eu Wt Aug10	0.61	3.75 per unit	2010/08/02	80,000,000	2010/02/01
20811	UBS AG	BYD European Warrants Jul 2010 B	0.15	55.05 per 100 units	2010/07/19	200,000,000	2010/02/01
20813	UBS AG	China COSCO European Warrants Jul 2010	0.165	9.58	2010/07/19	100,000,000	2010/02/01
20812	UBS AG	CITIC Bank European Warrants Aug 2010	0.33	6.08 per unit	2010/08/09	100,000,000	2010/02/01
20814	UBS AG	HSI European Put Warrants Jun 2010 C	0.15	18,200 per 6,400 units	2010/06/29	200,000,000	2010/02/01
18888 <sup>#</sup>	UBS AG	HSI European Warrants Apr 2010	0.049	22,000 per 10,000 units	2010/04/29	400,000,000	2010/02/01
20857	RB of Scotland N.V.	HSI European Warrants May 2010	0.15	20,400 per 8,000 units	2010/05/28	400,000,000	2010/02/02
20858	RB of Scotland N.V.	HSI European Put Warrants Jun 2010 A	0.183	19,600 per 8,600 units	2010/06/29	400,000,000	2010/02/02
20855	RB of Scotland N.V.	ICBC European Warrants Aug 2010	0.419	5.688 per unit	2010/08/02	100,000,000	2010/02/02
20841	Barclays Bank plc	CHALCO European Warrants Feb 2011	0.25	9.38	2011/02/28	150,000,000	2010/02/02
20838	Barclays Bank plc	China COSCO European Warrants Feb 2011	0.25	10.88	2011/02/21	150,000,000	2010/02/02
20832	Barclays Bank plc	CNPC European Warrants Dec 2010	0.25	11.88	2010/12/20	150,000,000	2010/02/02
20835	Barclays Bank plc	Chi Res Power European Warrants Oct 2010	0.25	16.5	2010/10/25	150,000,000	2010/02/02
20837	Barclays Bank plc	Datang European Warrants Oct 2010	0.26	4 per unit	2010/10/11	150,000,000	2010/02/02
20834	Barclays Bank plc	Denway Motors European Warrants Aug 2010	0.66	5.38 per unit	2010/08/16	100,000,000	2010/02/02
20839	Barclays Bank plc	Foxconn European Warrants Dec 2010	0.25	9.88	2010/12/20	150,000,000	2010/02/02
20833	Barclays Bank plc	Geely Auto European Warrants Oct 2010	0.57	4.25 per unit	2010/10/18	100,000,000	2010/02/02
20836	Barclays Bank plc	HuanengPower European Warrants Sep 2010	0.31	5 per unit	2010/09/13	100,000,000	2010/02/02
20840	Barclays Bank plc	Ping An European Warrants Oct 2010	0.43	75	2010/10/18	100,000,000	2010/02/02
20843	BNP Paribas Arbit Issu B.V.	Sinopec Corp Euro Wts Oct 2011	0.15	6.21	2011/10/04	200,000,000	2010/02/02
20852	BNP Paribas Arbit Issu B.V.	HSI European Wts Aug 2010 E	0.37	19,200 per 9,000 units	2010/08/30	200,000,000	2010/02/02
20853	BNP Paribas Arbit Issu B.V.	HSI Euro Put Wts Sep 2010 A	0.32	20,200 per 11,000 units	2010/09/29	200,000,000	2010/02/02
20854	BNP Paribas Arbit Issu B.V.	HSI Euro Put Wts May 2010 B	0.27	20,400 per 8,000 units	2010/05/28	200,000,000	2010/02/02
20830	BNP Paribas Arbit Issu B.V.	HSI Euro Put Wts Aug 2010 A	0.46	21,800 per 9,000 units	2010/08/30	200,000,000	2010/02/02
20856	BNP Paribas Arbit Issu B.V.	HSI Euro Put Wts Aug 2010 B	0.32	19,600 per 9,000 units	2010/08/30	200,000,000	2010/02/02
20844	BNP Paribas Arbit Issu B.V.	Jiangxi Copper Eu Wts Sep 10B	0.27	17.18	2010/09/01	200,000,000	2010/02/02

## Newly listed derivative warrants (continued)

Code	Issuer	Name of issue	Issue prices (HK\$)	Strike level/ Subscription price (HK\$) per 10 units	Subscription/ exercise period	Unit issued on initial listing	Listing date
20869	Credit Suisse AG	CC Bank European Warrants Aug 2010 A	0.25	6.088 per unit	2010/08/09	200,000,000	2010/02/02
20867	Credit Suisse AG	China Life European Warrants Jul 2010	0.15	36.38	2010/07/05	200,000,000	2010/02/02
20871	Credit Suisse AG	HSI European Put Warrants May 2010	0.15	19,000 per 8,000 units	2010/05/28	200,000,000	2010/02/02
20866	Credit Suisse AG	HSI European Warrants May 2010 C	0.15	20,400 per 8,000 units	2010/05/28	200,000,000	2010/02/02
20870	Credit Suisse AG	ICBC European Warrants Aug 2010 A	0.25	5.988 per unit	2010/08/09	200,000,000	2010/02/02
20868	Credit Suisse AG	PetroChina European Warrants Aug 2010	0.15	8.88	2010/08/16	200,000,000	2010/02/02
20831	HK Bank	Sinopharm European Warrants Aug 2010	0.25	36.88	2010/08/02	80,000,000	2010/02/02
20842	J P Morgan SP BV	China Life European Warrants Aug 2010 A	0.3	33.88	2010/08/30	200,000,000	2010/02/02
20859	KBC Fin Products Int'l Ltd.	BOCL Euro Put Wts May 2010 E	0.45	3.99 per unit	2010/05/25	130,000,000	2010/02/02
20860	KBC Fin Products Int'l Ltd.	CC Bank Euro Put Wts Aug 2010	0.25	5.18 per unit	2010/08/02	200,000,000	2010/02/02
20845	KBC Fin Products Int'l Ltd.	China Life Euro Wts Jun 2010 H	0.15	38.88	2010/06/01	400,000,000	2010/02/02
20846	KBC Fin Products Int'l Ltd.	China Life Euro Wts Jun 2010 I	0.15	39.93	2010/06/25	400,000,000	2010/02/02
20864	KBC Fin Products Int'l Ltd.	Sinopec Euro Wts Aug 2010 B	0.57	6.08 per unit	2010/08/02	175,000,000	2010/02/02
20861	KBC Fin Products Int'l Ltd.	Sinopec Corp Eu Put Wt Aug 10	0.25	5 per unit	2010/08/02	158,000,000	2010/02/02
20862	KBC Fin Products Int'l Ltd.	HKEx European Put Wts Jul 10C	0.15	128 per 100 units	2010/07/15	200,000,000	2010/02/02
20865	KBC Fin Products Int'l Ltd.	HSBC Euro Put Wts May 2010	0.29	74	2010/05/25	138,000,000	2010/02/02
20863	KBC Fin Products Int'l Ltd.	ICBC Euro Put Wts Aug 2010	0.25	4.88 per unit	2010/08/02	200,000,000	2010/02/02
20847	UBS AG	China Life European Warrants Jul 2010 A	0.2	36.38	2010/07/12	200,000,000	2010/02/02
20848	UBS AG	R&F Ppt European Warrants Sep 2010	0.15	15.88	2010/09/27	100,000,000	2010/02/02
20851	UBS AG	HSBC European Put Warrants Sep 2010 B	0.32	70.88	2010/09/27	100,000,000	2010/02/02
20849	UBS AG	Jiangxi Copper European Warrants Jul 2010	0.197	18	2010/07/12	100,000,000	2010/02/02
20850	UBS AG	Tencent Holdings European Warrants Jun 2010 C	0.231	133.88 per 100 units	2010/06/07	100,000,000	2010/02/02
20906	RB of Scotland N.V.	A50 China European Warrants Jun 2010 B	0.151	12.98	2010/06/29	300,000,000	2010/02/03
20903	Deutsche Bank AG	Bank of EA European Warrants Jun 2010	0.21	30	2010/06/28	150,000,000	2010/02/03
20919	Deutsche Bank AG	CC Bank European Warrants Aug 2010 A	0.69	5.68 per unit	2010/08/09	200,000,000	2010/02/03
20920	Deutsche Bank AG	China Life European Warrants Aug 2010 B	0.35	33.88	2010/08/16	200,000,000	2010/02/03
20904	Deutsche Bank AG	Sinopec Corp European Warrants Sep 2010	0.15	5.5	2010/09/27	200,000,000	2010/02/03
20921	Deutsche Bank AG	HSI European Warrants Aug 2010 A	0.29	18,600 per 8,000 units	2010/08/30	300,000,000	2010/02/03
20922	Deutsche Bank AG	HSI European Warrants Aug 2010 B	0.25	19,200 per 8,000 units	2010/08/30	300,000,000	2010/02/03
20923	Deutsche Bank AG	HSI European Put Warrants May 2010 I	0.15	19,000 per 8,000 units	2010/05/28	300,000,000	2010/02/03
20924	Deutsche Bank AG	ICBC European Warrants Aug 2010 A	0.59	5.38 per unit	2010/08/09	200,000,000	2010/02/03
20905	Deutsche Bank AG	Tencent Holdings European Warrants Jun10D	0.2	133.88 per 100 units	2010/06/07	200,000,000	2010/02/03
20925	Goldman Sachs SP (Asia)	HSI European Warrants Jun 2010	0.15	20,600 per 8,000 units	2010/06/29	200,000,000	2010/02/03
20926	Goldman Sachs SP (Asia)	HSI European Warrants Aug 2010 E	0.25	21,200 per 6,500 units	2010/08/30	200,000,000	2010/02/03
20931	Goldman Sachs SP (Asia)	HSI European Put Wts Aug 2010 A	0.27	20,600 per 9,000 units	2010/08/30	200,000,000	2010/02/03
20929	Goldman Sachs SP (Asia)	HSI European Put Wts Jun 2010 B	0.18	19,600 per 8,600 units	2010/06/29	200,000,000	2010/02/03
20930	Goldman Sachs SP (Asia)	HSI European Put Wts Jun 2010 C	0.16	20,100 per 12,000 units	2010/06/29	200,000,000	2010/02/03
20887	HK Bank	Angang Steel European Warrants Aug 2010 B	0.25	15.28	2010/08/03	120,000,000	2010/02/03
20888	HK Bank	BOCL European Warrants Aug 2010 C	0.25	3.90 per unit	2010/08/12	120,000,000	2010/02/03
20899	HK Bank	China Overseas European Warrants Sep 2010	0.25	16.28	2010/09/17	120,000,000	2010/02/03
20890	HK Bank	CC Bank European Warrants Aug 2010	0.25	6.28 per unit	2010/08/03	120,000,000	2010/02/03
20889	HK Bank	CC Bank European Warrants Jul 2010 B	0.15	6.88 per unit	2010/07/12	120,000,000	2010/02/03
20891	HK Bank	China Life European Warrants Jul 2010 B	0.15	38.38	2010/07/23	180,000,000	2010/02/03

## Newly listed derivative warrants (continued)

Code	Issuer	Name of issue	Issue prices (HK\$)	Strike level/ Subscription price (HK\$) per 10 units	Subscription/ exercise period	Unit issued on initial listing	Listing date
20892	HK Bank	China Life European Warrants Aug 2010	0.25	36	2010/08/03	180,000,000	2010/02/03
20898	HK Bank	CM Bank European Warrants Aug 2010	0.25	18.88	2010/08/23	160,000,000	2010/02/03
20893	HK Bank	CM Bank European Warrants Oct 2010	0.25	19.88	2010/10/22	160,000,000	2010/02/03
20894	HK Bank	Sinopec Corp European Warrants Aug 2010	0.25	6.58 per unit	2010/08/03	120,000,000	2010/02/03
20895	HK Bank	China Shenhua European Warrants Aug 2010 A	0.25	36.88	2010/08/03	160,000,000	2010/02/03
20896	HK Bank	R&F Ppt European Warrants Nov 2010	0.25	14.28	2010/11/18	120,000,000	2010/02/03
20900	HK Bank	R&F Ppt European Warrants Sep 2010 B	0.25	12.88	2010/09/20	120,000,000	2010/02/03
20901	HK Bank	HKEx European Warrants Nov 2010	0.25	148.99 per 100 units	2010/11/08	120,000,000	2010/02/03
20897	HK Bank	HKEx European Warrants Sep 2010 B	0.25	136.80 per 100 units	2010/09/02	120,000,000	2010/02/03
20902	HK Bank	Shimao Ppt European Warrants Sep 2010	0.25	13.38	2010/09/20	120,000,000	2010/02/03
20939	KBC Fin Products Int'l Ltd.	Ch Mobile Eu Put Wt Aug 2010	0.33	64	2010/08/03	208,000,000	2010/02/03
20928	KBC Fin Products Int'l Ltd.	CC Bank Euro Wts Aug 2010 A	0.5	5.98 per unit	2010/08/03	198,000,000	2010/02/03
20938	KBC Fin Products Int'l Ltd.	China Life Eur Put Wt Aug 10D	0.25	28.88	2010/08/03	200,000,000	2010/02/03
20932	KBC Fin Products Int'l Ltd.	Ch Overseas Euro Wts Aug10 B	0.25	13	2010/08/03	158,000,000	2010/02/03
20933	KBC Fin Products Int'l Ltd.	China Shenhua Eur Wts Aug 2010	0.3	34	2010/08/03	100,000,000	2010/02/03
20934	KBC Fin Products Int'l Ltd.	China Tel Euro Wts Jul 2010 B	0.22	3.38 per unit	2010/07/20	180,000,000	2010/02/03
20927	KBC Fin Products Int'l Ltd.	A50 Ch Euro Wts Jun 2010 B	0.15	12.98	2010/06/22	198,000,000	2010/02/03
20937	KBC Fin Products Int'l Ltd.	A50 Ch European Put Wts Jun 10	0.15	12.28	2010/06/22	198,000,000	2010/02/03
20935	KBC Fin Products Int'l Ltd.	HKEx European Warrants Aug 10	0.25	121 per 100 units	2010/08/03	200,000,000	2010/02/03
20936	KBC Fin Products Int'l Ltd.	HSBC European Wts Jul 2010	0.43	90	2010/07/22	160,000,000	2010/02/03
20875	Macquarie Bank Ltd.	CHALCO European Warrants Jun 2010	0.15	8	2010/06/02	200,000,000	2010/02/03
20879	Macquarie Bank Ltd.	BBMG European Warrants Nov 2010	0.252	9.5	2010/11/15	200,000,000	2010/02/03
20876	Macquarie Bank Ltd.	BOCL European Warrants Aug 2010	0.251	4 per unit	2010/08/03	200,000,000	2010/02/03
20877	Macquarie Bank Ltd.	BOCL European Warrants Feb 2011	0.25	4.80 per unit	2011/02/02	200,000,000	2010/02/03
20878	Macquarie Bank Ltd.	BankComm European Warrants Aug 2010	0.15	7.5	2010/08/03	200,000,000	2010/02/03
20909	Macquarie Bank Ltd.	CC Bank European Warrants May 2010 B	0.154	7.09 per unit	2010/05/05	150,000,000	2010/02/03
20880	Macquarie Bank Ltd.	Jiangxi Copper European Wts Jun 2010	0.153	18.88	2010/06/30	200,000,000	2010/02/03
20881	Macquarie Bank Ltd.	Sinopharm European Warrants Aug 2010	0.256	36	2010/08/03	200,000,000	2010/02/03
20872	Merrill Lynch Int'l & Co. C.V.	ChiUnicom Euro Wts Dec10	0.15	8.99	2010/12/13	150,000,000	2010/02/03
20873	Merrill Lynch Int'l & Co. C.V.	ChiUnicom Eu Put Wts Sep10	0.157	8.99	2010/09/22	150,000,000	2010/02/03
20882	CC Rabobank B.A.	CC Bank European Warrants Aug 2010 B	0.55	6.20 per unit	2010/08/30	100,000,000	2010/02/03
20883	CC Rabobank B.A.	Sinopec Corp European Warrants Aug 2010 B	0.55	6.20 per unit	2010/08/30	100,000,000	2010/02/03
20884	CC Rabobank B.A.	Lee & Man Paper European Warrants Aug 10	0.78	5.80 per unit	2010/08/30	80,000,000	2010/02/03
20885	CC Rabobank B.A.	Poly HK Inv European Warrants Aug 2010	0.25	8.6	2010/08/30	250,000,000	2010/02/03
20886	CC Rabobank B.A.	Skyworth Digital European Warrants Oct 10	0.25	7.2	2010/10/28	280,000,000	2010/02/03
20910	SGA Societe Generale Acceptance N.V.	CHALCO Eu Wt Nov 2010	0.15	9.28	2010/11/01	200,000,000	2010/02/03
20911	SGA Societe Generale Acceptance N.V.	BOCL Eu Wt Aug 2010 B	0.25	3.92 per unit	2010/08/16	80,000,000	2010/02/03
20912	SGA Societe Generale Acceptance N.V.	Shenhua Eu Wt Aug 10	0.37	39.15	2010/08/23	80,000,000	2010/02/03
20874	SGA Societe Generale Acceptance N.V.	HKEx Eu Wt Dec 2010 B	0.25	130 per 100 units	2010/12/06	200,000,000	2010/02/03
20913	SGA Societe Generale Acceptance N.V.	HWL Eur Wt Jun 2010 C	0.24	61.45	2010/06/23	80,000,000	2010/02/03
20908	UBS AG	China Tel European Warrants Aug 2010	0.25	3.48 per unit	2010/08/09	100,000,000	2010/02/03
20915	UBS AG	China Life European Warrants Jul 2010 B	0.15	41	2010/07/26	200,000,000	2010/02/03
20907	UBS AG	Sinopec Corp European Warrants Jul 2010 B	0.41	6.50 per unit	2010/07/26	100,000,000	2010/02/03



## Newly listed derivative warrants (continued)

Code	Issuer	Name of issue	Issue prices (HK\$)	Strike level/ Subscription price (HK\$) per 10 units	Subscription/ exercise period	Unit issued on initial listing	Listing date
20916	UBS AG	China Shenhua European Warrants Aug 2010	0.25	36.88	2010/08/09	100,000,000	2010/02/03
20918	UBS AG	HSI European Put Warrants May 2010	0.15	19,000 per 8,000 units	2010/05/28	200,000,000	2010/02/03
20914	UBS AG	HSI European Warrants Jun 2010 E	0.15	21,000 per 9,000 units	2010/06/29	200,000,000	2010/02/03
20917	UBS AG	Tencent Holdings European Warrants Jul 2010	0.15	148 per 100 units	2010/07/26	100,000,000	2010/02/03
20946	Barclays Bank plc	Angang Steel European Warrants Oct 2010	0.25	14.5	2010/10/25	150,000,000	2010/02/04
20947	Barclays Bank plc	BOCL European Warrants Oct 2010	0.3	3.98 per unit	2010/10/18	100,000,000	2010/02/04
20948	Barclays Bank plc	CC Bank European Warrants Nov 2010	0.58	6.38 per unit	2010/11/29	100,000,000	2010/02/04
20950	Barclays Bank plc	China Coal European Warrants Jan 2011	0.25	12.5	2011/01/24	100,000,000	2010/02/04
20951	Barclays Bank plc	China Life European Warrants Oct 2010 A	0.33	36	2010/10/11	100,000,000	2010/02/04
20957	Barclays Bank plc	China Life European Put Wts Oct 2010	0.31	31.5	2010/10/11	100,000,000	2010/02/04
20949	Barclays Bank plc	CM Bank European Warrants Dec 2010 A	0.26	18	2010/12/20	150,000,000	2010/02/04
20952	Barclays Bank plc	China Shenhua European Warrants Sep 2010	0.29	36	2010/09/13	150,000,000	2010/02/04
20955	Barclays Bank plc	HSI European Warrants Aug 2010 C	0.25	19,200 per 11,500 units	2010/08/30	150,000,000	2010/02/04
20956	Barclays Bank plc	HSI European Warrants Aug 2010 D	0.25	20,000 per 10,000 units	2010/08/30	150,000,000	2010/02/04
20958	Barclays Bank plc	HSI European Put Warrants May 2010 I	0.2	19,200 per 7,000 units	2010/05/28	150,000,000	2010/02/04
20959	Barclays Bank plc	HSI European Put Warrants Jun 2010 I	0.18	19,600 per 8,600 units	2010/06/29	150,000,000	2010/02/04
20960	Barclays Bank plc	HSI European Put Warrants Aug 2010 B	0.25	18,800 per 9,000 units	2010/08/30	150,000,000	2010/02/04
20953	Barclays Bank plc	ICBC European Warrants Sep 2010	0.44	6 per unit	2010/09/13	100,000,000	2010/02/04
20954	Barclays Bank plc	PetroChina European Warrants May 2011	0.17	8.88	2011/05/03	200,000,000	2010/02/04
20942	BOCI Asia Ltd.	Sinopec Corp European Warrants Aug 2010	0.5	6.98 per unit	2010/08/31	100,000,000	2010/02/04
20945	BOCI Asia Ltd.	HSBC European Put Warrants Jun 2010	0.15	92 per 100 units	2010/06/01	100,000,000	2010/02/04
20940	BOCI Asia Ltd.	HSBC European Warrants Jun 2010 A	0.25	93.88	2010/06/07	100,000,000	2010/02/04
20941	BOCI Asia Ltd.	HSBC European Warrants Jun 2010 B	0.15	100.88	2010/06/21	100,000,000	2010/02/04
20943	Citigroup Global Mkt H Inc.	BOCL European Wts Dec 2010	0.5	3.88 per unit	2010/12/06	80,000,000	2010/02/04
20944	Citigroup Global Mkt H Inc.	BankComm European Wts Feb 2012	0.25	7.8	2012/02/06	160,000,000	2010/02/04
20966	Citigroup Global Mkt H Inc.	China Tel Euro Wts Feb 2011	0.25	5 per unit	2011/02/07	160,000,000	2010/02/04
20962	Citigroup Global Mkt H Inc.	Ch Comm Cons Euro Wts Feb 2012	0.25	8.88	2012/02/06	160,000,000	2010/02/04
20961	Citigroup Global Mkt H Inc.	CITIC Bank European Wts Oct 10	0.75	5 per unit	2010/10/04	53,000,000	2010/02/04
20967	Citigroup Global Mkt H Inc.	CITIC Pacific Eu Wt Aug 2010	0.25	18	2010/08/04	160,000,000	2010/02/04
20963	Citigroup Global Mkt H Inc.	China Life Euro Wts Jan 2011	0.5	33.88	2011/01/04	80,000,000	2010/02/04
20964	Citigroup Global Mkt H Inc.	CM Bank European Wts Dec 2010A	0.25	18.88	2010/12/06	160,000,000	2010/02/04
20965	Citigroup Global Mkt H Inc.	China Shenhua Eur Wts Dec 2010	0.7	35	2010/12/06	57,000,000	2010/02/04
20968	Citigroup Global Mkt H Inc.	Zijin Mining Euro Wts Feb 2011	0.25	6	2011/02/07	160,000,000	2010/02/04
20977	Goldman Sachs SP (Asia)	BOCL European Warrants May 2010	0.16	4.17 per unit	2010/05/04	200,000,000	2010/02/04
20979	Goldman Sachs SP (Asia)	China Mobile Euro Wts May 2010	0.15	88	2010/05/28	200,000,000	2010/02/04
20978	Goldman Sachs SP (Asia)	CC Bank European Wts Jun 2010 B	0.38	6.49 per unit	2010/06/29	200,000,000	2010/02/04
20980	Goldman Sachs SP (Asia)	China Mobile Euro Wts Jun 2010 C	0.42	78	2010/06/29	200,000,000	2010/02/04
20981	Goldman Sachs SP (Asia)	HSBC European Warrants Jul 2010 A	0.46	90	2010/07/29	200,000,000	2010/02/04
20982	Goldman Sachs SP (Asia)	HSBC European Warrants Jul 2010 B	0.19	102	2010/07/29	200,000,000	2010/02/04
20983	Goldman Sachs SP (Asia)	Tencent Holdings European Wt Jul10	0.15	162.80 per 100 units	2010/07/29	200,000,000	2010/02/04
20975	KBC Fin Products Int'l Ltd.	CNOOC European Wts Jul 2010 B	0.15	10.88	2010/07/05	188,000,000	2010/02/04
20972	KBC Fin Products Int'l Ltd.	HSCEI Euro Wts Aug 2010	0.25	11,600 per 7,000 units	2010/08/30	200,000,000	2010/02/04
20974	KBC Fin Products Int'l Ltd.	HSCEI Euro Put Wts Jun 2010 F	0.17	10,600 per 5,000 units	2010/06/29	200,000,000	2010/02/04

## Newly listed derivative warrants (continued)

Code	Issuer	Name of issue	Issue prices (HK\$)	Strike level/ Subscription price (HK\$) per 10 units	Subscription/ exercise period	Unit issued on initial listing	Listing date
20976	KBC Fin Products Int'l Ltd.	HSCEI Euro Put Wts Aug 2010	0.25	11,800 per 7,500 units	2010/08/30	200,000,000	2010/02/04
20973	KBC Fin Products Int'l Ltd.	HSI European Wts Aug 2010 B	0.25	19,000 per 11,500 units	2010/08/30	300,000,000	2010/02/04
20969	UBS AG	BOCL European Warrants Jul 2010 B	0.34	3.60 per unit	2010/07/26	100,000,000	2010/02/04
20970	UBS AG	CC Bank European Warrants Jul 2010 B	0.19	7.28 per unit	2010/07/26	100,000,000	2010/02/04
20971	UBS AG	ICBC European Warrants Jul 2010 B	0.4	5.88 per unit	2010/07/26	100,000,000	2010/02/04
17856 <sup>#</sup>	Macquarie Bank Ltd.	Agile Ppt European Warrants Jun 2010	0.054	13	2010/06/29	200,000,000	2010/02/04
18484 <sup>#</sup>	Macquarie Bank Ltd.	ICBC European Warrants Apr 2010	0.067	7 per unit	2010/04/19	160,000,000	2010/02/04
19686 <sup>#</sup>	Deutsche Bank AG	Minsheng Bank European Warrants Jun 2010B	0.068	7.8	2010/06/07	400,000,000	2010/02/04
21016	RB of Scotland N.V.	China Life European Warrants Jun 2010 B	0.271	36.4	2010/06/28	200,000,000	2010/02/05
20998	BOCI Asia Ltd.	BOCL European Warrants Aug 2010	0.25	4.38 per unit	2010/08/09	100,000,000	2010/02/05
20999	BOCI Asia Ltd.	BankComm European Warrants Nov 2010	0.15	8	2010/11/04	100,000,000	2010/02/05
21000	BOCI Asia Ltd.	Nine Dragons European Warrants Jun 2010	0.15	12.68	2010/06/14	100,000,000	2010/02/05
21001	BOCI Asia Ltd.	Sinopharm European Warrants Aug 2010	0.4	35.5	2010/08/09	100,000,000	2010/02/05
21011	Deutsche Bank AG	China Overseas European Warrants Dec 2010	0.25	15	2010/12/28	150,000,000	2010/02/05
21010	Deutsche Bank AG	China Coal European Warrants Jul 2010 B	0.15	12.88	2010/07/12	150,000,000	2010/02/05
21009	Deutsche Bank AG	CITIC Bank European Warrants Aug 2010	0.64	5.20 per unit	2010/08/09	150,000,000	2010/02/05
21012	Deutsche Bank AG	CNOOC European Warrants Aug 2010 C	0.18	9.88	2010/08/02	200,000,000	2010/02/05
21022	Goldman Sachs SP (Asia)	HSI European Put Wts May 2010 D	0.15	19,200 per 7,000 units	2010/05/28	200,000,000	2010/02/05
21023	Goldman Sachs SP (Asia)	HSI European Put Wts May 2010 E	0.15	19,000 per 8,000 units	2010/05/28	200,000,000	2010/02/05
20996	J P Morgan SP BV	BOCL European Warrants Aug 2010	0.314	3.80 per unit	2010/08/05	150,000,000	2010/02/05
20997	J P Morgan Int'l Der. Ltd.	CC Bank European Wts Aug 2010	0.63	5.88 per unit	2010/08/05	100,000,000	2010/02/05
21018	KBC Fin Products Int'l Ltd.	BOCL European Wts Sep 2010 A	0.15	4.50 per unit	2010/09/01	258,000,000	2010/02/05
21017	KBC Fin Products Int'l Ltd.	BOCL European Wts Jul 2010 D	0.15	4.29 per unit	2010/07/26	258,000,000	2010/02/05
21019	KBC Fin Products Int'l Ltd.	China Life Euro Wts Jul 2010 C	0.15	42.8	2010/07/05	400,000,000	2010/02/05
21021	KBC Fin Products Int'l Ltd.	A50 Ch European Put Wts Aug10C	0.29	15.48	2010/08/05	200,000,000	2010/02/05
21020	KBC Fin Products Int'l Ltd.	ICBC European Wts Jul 2010 D	0.26	6.50 per unit	2010/07/20	228,000,000	2010/02/05
20992	Macquarie Bank Ltd.	CITIC Bank European Warrants Jun 2010B	0.322	6 per unit	2010/06/14	100,000,000	2010/02/05
20993	Macquarie Bank Ltd.	China Life European Wts May 2010	0.152	38.88	2010/05/26	600,000,000	2010/02/05
21007	Macquarie Bank Ltd.	HSBC European Warrants Jun 2010	0.209	93.88	2010/06/02	200,000,000	2010/02/05
21008	Macquarie Bank Ltd.	HSBC European Put Warrants Aug 2010	0.254	70	2010/08/05	200,000,000	2010/02/05
20994	Macquarie Bank Ltd.	Huaneng Power European Wts Jul 2010 B	0.311	5 per unit	2010/07/06	100,000,000	2010/02/05
20995	Macquarie Bank Ltd.	PetroChina European Wts Jul 2010	0.354	10.39 per unit	2010/07/05	150,000,000	2010/02/05
21003	CC Rabobank B.A.	HSI European Warrants Jul 2010 A	0.17	19,900 per 11,000 units	2010/07/29	200,000,000	2010/02/05
21004	CC Rabobank B.A.	HSI European Warrants Aug 2010	0.25	20,000 per 8,000 units	2010/08/30	200,000,000	2010/02/05
21002	CC Rabobank B.A.	HSI European Warrants Jun 2010 F	0.15	20,800 per 12,000 units	2010/06/29	200,000,000	2010/02/05
21005	CC Rabobank B.A.	HSI European Put Warrants May 2010 D	0.15	19,200 per 7,000 units	2010/05/28	200,000,000	2010/02/05
21006	CC Rabobank B.A.	HSI European Put Warrants Jun 2010 G	0.2	20,000 per 8,000 units	2010/06/29	200,000,000	2010/02/05
20984	SGA Societe Generale Acceptance N.V.	CNBM Euro Wts Sep 10	0.25	14	2010/09/27	200,000,000	2010/02/05
20986	SGA Societe Generale Acceptance N.V.	HSI Eur Wt Jul 2010 A	0.167	19,900 per 11,000 units	2010/07/29	300,000,000	2010/02/05
20991	SGA Societe Generale Acceptance N.V.	HSI Eu Put Wt Jul 10C	0.4	22,400 per 8,000 units	2010/07/29	300,000,000	2010/02/05
20985	SGA Societe Generale Acceptance N.V.	HSI Eur Wt May 2010 F	0.16	20,400 per 8,000 units	2010/05/28	300,000,000	2010/02/05
20987	SGA Societe Generale Acceptance N.V.	HSI Eu Put Wt May 10G	0.153	19,200 per 7,000 units	2010/05/28	300,000,000	2010/02/05
20988	SGA Societe Generale Acceptance N.V.	HSI Eu Put Wt May 10H	0.26	22,000 per 10,000 units	2010/05/28	300,000,000	2010/02/05

## Newly listed derivative warrants (continued)

Code	Issuer	Name of issue	Issue prices (HK\$)	Strike level/ Subscription price (HK\$) per 10 units	Subscription/ exercise period	Unit issued on initial listing	Listing date
20989	SGA Societe Generale Acceptance N.V.	HSI Eu Put Wt Jun 10E	0.165	19,600 per 8,600 units	2010/06/29	300,000,000	2010/02/05
20990	SGA Societe Generale Acceptance N.V.	HSI Eu Put Wt Jun 10F	0.204	20,000 per 8,000 units	2010/06/29	300,000,000	2010/02/05
21013	UBS AG	HSCEI European Warrants Jul 2010	0.15	12,300 per 6,000 units	2010/07/29	200,000,000	2010/02/05
21015	UBS AG	HSCEI European Put Warrants Aug 2010	0.25	11,300 per 6,000 units	2010/08/30	200,000,000	2010/02/05
21014	UBS AG	HSI European Warrants Jul 2010 A	0.235	19,600 per 8,000 units	2010/07/29	200,000,000	2010/02/05
19722*	CC Rabobank B.A.	Sino Ocean Land European Warrants Jun 10	0.037	8	2010/06/24	300,000,000	2010/02/05
21061	BNP Paribas Arbit Issu B.V.	CNOOC European Wts Jul 2010	0.15	11.3	2010/07/05	200,000,000	2010/02/08
21031	BNP Paribas Arbit Issu B.V.	HSI European Wts Jun 2010 E	0.22	17,600 per 16,800 units	2010/06/29	200,000,000	2010/02/08
21032	BNP Paribas Arbit Issu B.V.	HSI European Wts Jul 2010 E	0.27	18,800 per 12,000 units	2010/07/29	200,000,000	2010/02/08
21033	BNP Paribas Arbit Issu B.V.	HSI Euro Put Wts May 2010 C	0.27	19,200 per 7,000 units	2010/05/28	200,000,000	2010/02/08
21036	BNP Paribas Arbit Issu B.V.	HSI Euro Put Wts Jun 2010 G	0.27	18,200 per 6,400 units	2010/06/29	200,000,000	2010/02/08
21034	BNP Paribas Arbit Issu B.V.	HSI Euro Put Wts Aug 2010 C	0.26	19,000 per 10,000 units	2010/08/30	200,000,000	2010/02/08
21035	BNP Paribas Arbit Issu B.V.	HSI Euro Put Wts Aug 2010 D	0.26	20,000 per 12,000 units	2010/08/30	200,000,000	2010/02/08
21056	Deutsche Bank AG	Angang Steel European Warrants Aug 2010	0.25	14	2010/08/09	100,000,000	2010/02/08
21057	Deutsche Bank AG	Chi Res Land European Warrants Jul 2010	0.17	15.88	2010/07/19	100,000,000	2010/02/08
21058	Deutsche Bank AG	China Shenhua European Warrants Jun 2010	0.22	36	2010/06/14	100,000,000	2010/02/08
21062	Deutsche Bank AG	A50 China European Put Wts Aug 2010	0.16	13.38	2010/08/09	200,000,000	2010/02/08
21059	Deutsche Bank AG	Jiangxi Copper European Warrants Aug 2010	0.25	15	2010/08/09	100,000,000	2010/02/08
21063	Goldman Sachs SP (Asia)	China Life Euro Wts Jun 2010 B	0.25	36.38	2010/06/29	200,000,000	2010/02/08
21026	HK Bank	China COSCO European Warrants Dec 2010	0.25	10.38	2010/12/13	120,000,000	2010/02/08
21027	HK Bank	Geely Auto European Warrants Aug 2010 B	0.25	4.68 per unit	2010/08/09	80,000,000	2010/02/08
21028	HK Bank	Huaneng Power European Warrants Aug 2010 B	0.25	5.38 per unit	2010/08/09	80,000,000	2010/02/08
21029	HK Bank	PetroChina European Warrants Aug 2010 A	0.57	9.88 per unit	2010/08/09	120,000,000	2010/02/08
21030	HK Bank	Yanzhou Coal European Warrants Sep 2010	0.25	17.88	2010/09/27	120,000,000	2010/02/08
21039	Macquarie Bank Ltd.	Agile Ppt European Warrants Oct 2010	0.25	10	2010/10/28	300,000,000	2010/02/08
21040	Macquarie Bank Ltd.	CNBM European Warrants Aug 2010	0.251	16	2010/08/30	300,000,000	2010/02/08
21038	Macquarie Bank Ltd.	China Unicom European Wts Dec 2010 B	0.165	9	2010/12/02	300,000,000	2010/02/08
21037	Macquarie Bank Ltd.	A50 China European Warrants Jun 2010	0.15	12.98	2010/06/29	400,000,000	2010/02/08
21041	Macquarie Bank Ltd.	R&F Ppt European Warrants Oct 2010	0.251	11	2010/10/05	200,000,000	2010/02/08
21042	Macquarie Bank Ltd.	Shimao Ppt European Warrants Aug 2010	0.25	12	2010/08/30	200,000,000	2010/02/08
21043	Merrill Lynch Int'l & Co. C.V.	CNOOC European Wts Mar2011A	0.165	12.29	2011/03/21	150,000,000	2010/02/08
21044	Merrill Lynch Int'l & Co. C.V.	HKEx Eur Put Wts Aug 2010 C	0.217	139.99 per 100 units	2010/08/03	150,000,000	2010/02/08
21045	Merrill Lynch Int'l & Co. C.V.	Hutchison Euro Wts Jul 2010	0.229	57.99	2010/07/05	150,000,000	2010/02/08
21046	CC Rabobank B.A.	Angang Steel European Warrants Aug 2010	0.27	14	2010/08/10	120,000,000	2010/02/08
21047	CC Rabobank B.A.	BBMG European Warrants Aug 2010	0.175	8.08	2010/08/16	200,000,000	2010/02/08
21048	CC Rabobank B.A.	China EB Ltd European Warrants Aug 2010 B	0.36	18.4	2010/08/10	100,000,000	2010/02/08
21051	CC Rabobank B.A.	CNPC European Warrants Aug 2010	0.25	9.2	2010/08/10	150,000,000	2010/02/08
21049	CC Rabobank B.A.	China Overseas European Warrants Aug 10B	0.25	14	2010/08/10	100,000,000	2010/02/08
21050	CC Rabobank B.A.	Chi Res Land European Warrants Aug 2010	0.25	14.8	2010/08/10	100,000,000	2010/02/08
21052	CC Rabobank B.A.	Jiangxi Copper European Warrants Aug 2010	0.25	16.4	2010/08/10	100,000,000	2010/02/08
21053	CC Rabobank B.A.	Li Ning European Warrants Aug 2010	0.35	26.4	2010/08/10	80,000,000	2010/02/08
21054	CC Rabobank B.A.	Shimao Ppt European Warrants Aug 2010	0.25	12.4	2010/08/10	120,000,000	2010/02/08
21055	CC Rabobank B.A.	Xiniao Gas European Warrants Aug 2010	0.4	20.4	2010/08/10	100,000,000	2010/02/08

## Newly listed derivative warrants (continued)

Code	Issuer	Name of issue	Issue prices (HK\$)	Strike level/ Subscription price (HK\$) per 10 units	Subscription/ exercise period	Unit issued on initial listing	Listing date
21060	SGA Societe Generale Acceptance N.V.	Agile Ppt Eu Wts Nov10	0.25	10.8	2010/11/10	150,000,000	2010/02/08
21025	SGA Societe Generale Acceptance N.V.	CCB Euro Put Wt Aug10	0.84	6 per unit	2010/08/09	80,000,000	2010/02/08
21024	SGA Societe Generale Acceptance N.V.	CITBK Euro Wt Aug 10A	0.67	5.40 per unit	2010/08/09	100,000,000	2010/02/08
17270 <sup>#</sup>	KBC Fin Products Int'l Ltd.	PetroChina Euro Wts Jun 2010 A	0.045	9.688	2010/06/08	1,100,000,000	2010/02/08
21083	RB of Scotland N.V.	BBMG European Warrants Aug 2010	0.154	8.088	2010/08/09	200,000,000	2010/02/09
21085	RB of Scotland N.V.	A50 China European Put Wts Jun 2010 D	0.15	12.88	2010/06/29	300,000,000	2010/02/09
21084	RB of Scotland N.V.	Sinopharm European Warrants Jul 2012	0.15	30.888 per 100 units	2012/07/23	300,000,000	2010/02/09
21064	BOCI Asia Ltd.	Poly HK Inv European Warrants Dec 2010	0.25	8.9	2010/12/30	100,000,000	2010/02/09
21069	BNP Paribas Arbit Issu B.V.	China Overseas Euro Wts Nov10	0.25	15.88	2010/11/01	100,000,000	2010/02/09
21077	Deutsche Bank AG	Alibaba European Warrants Jun 2010	0.26	19.88	2010/06/28	150,000,000	2010/02/09
21078	Deutsche Bank AG	China EB Ltd European Warrants Aug 2010	0.31	20	2010/08/09	150,000,000	2010/02/09
21079	Deutsche Bank AG	Dongfeng Motor European Warrants Aug10	0.25	11	2010/08/16	150,000,000	2010/02/09
21082	Deutsche Bank AG	A50 China European Put Wts Jun 2010	0.18	14	2010/06/21	200,000,000	2010/02/09
21080	Deutsche Bank AG	Huaneng Power European Warrants Aug 2010	0.57	5 per unit	2010/08/09	100,000,000	2010/02/09
21081	Deutsche Bank AG	ICBC European Put Warrants Aug 2010	0.33	5 per unit	2010/08/02	150,000,000	2010/02/09
21086	Deutsche Bank AG	Ping An European Warrants Jun 2010	0.15	53.08 per 100 units	2010/06/28	200,000,000	2010/02/09
21070	J P Morgan SP BV	Air China European Warrants Dec 2010 B	0.25	6.88	2010/12/20	200,000,000	2010/02/09
21071	J P Morgan SP BV	China Life European Warrants Jun 2010 B	0.15	42.8	2010/06/28	200,000,000	2010/02/09
21072	J P Morgan SP BV	China Life European Warrants Aug 2010 B	0.25	39.08	2010/08/23	200,000,000	2010/02/09
21073	J P Morgan SP BV	China Shenhua European Warrants Aug 2010	0.25	37	2010/08/30	200,000,000	2010/02/09
21074	J P Morgan SP BV	A50 China European Warrants Nov 2010 B	0.25	12.68	2010/11/29	200,000,000	2010/02/09
21075	J P Morgan SP BV	JX Copper European Warrants Oct 2010 A	0.25	15.88	2010/10/25	200,000,000	2010/02/09
21076	J P Morgan SP BV	Shimao Property European Wts Oct 2010	0.25	11.88	2010/10/25	200,000,000	2010/02/09
21067	KBC Fin Products Int'l Ltd.	China Unicom Euro Wts Aug 2010	0.3	10.48 per unit	2010/08/09	100,000,000	2010/02/09
21066	KBC Fin Products Int'l Ltd.	CC Bank Euro Wts Aug 2010 B	0.2	7.29 per unit	2010/08/02	198,000,000	2010/02/09
21065	KBC Fin Products Int'l Ltd.	Ch Comm Cons Euro Wts Aug 2010	0.25	9.38 per unit	2010/08/09	80,000,000	2010/02/09
21068	KBC Fin Products Int'l Ltd	Tencent Holdings Eu Put Wt Aug10B	0.27	158 per 100 units	2010/08/09	108,000,000	2010/02/09
17679 <sup>#</sup>	Citigroup Global Mkt H Inc.	BankComm European Wts May 2010	0.032	8.88	2010/05/03	313,000,000	2010/02/09
18266 <sup>#</sup>	UBS AG	HSBC European Warrants Nov 2010 A	0.052	92.60 per 93 units	2010/11/29	300,000,000	2010/02/09
21104	BNP Paribas Arbit Issu B.V.	Chi Res Land Euro Wts Dec10	0.25	16.68	2010/12/10	100,000,000	2010/02/10
21102	BNP Paribas Arbit Issu B.V.	HKEx European Wts Oct 2010	0.25	130 per 100 units	2010/10/05	200,000,000	2010/02/10
21103	BNP Paribas Arbit Issu B.V.	HKEx European Put Wts Aug 10B	0.15	128 per 100 units	2010/08/03	100,000,000	2010/02/10
21122	Credit Suisse AG	Tencent Holdings European Wts Jul 2010 B	0.15	162.80 per 100 units	2010/07/26	200,000,000	2010/02/10
21123	Deutsche Bank AG	HSBC European Warrants Jul 2010 A	0.73	86	2010/07/26	200,000,000	2010/02/10
21124	Deutsche Bank AG	Zijin Mining European Warrants Sep 2010	0.15	7	2010/09/27	200,000,000	2010/02/10
21099	HK Bank	Agile Ppt European Warrants Dec 2010	0.25	12.38	2010/12/10	80,000,000	2010/02/10
21100	HK Bank	China Unicom European Warrants Aug 2010	0.25	11.28 per unit	2010/08/10	100,000,000	2010/02/10
21101	HK Bank	CNBM European Warrants Sep 2010	0.25	16.88	2010/09/28	80,000,000	2010/02/10
21112	HK Bank	CNOOC European Warrants Sep 2010	0.15	11.59	2010/09/27	160,000,000	2010/02/10
21098	J P Morgan SP BV	Sinopharm European Warrants Aug 2010	0.4	32.88	2010/08/10	150,000,000	2010/02/10
21121	KBC Fin Products Int'l Ltd.	PetroChina Euro Wts Jun 2010 B	0.15	11.40 per unit	2010/06/01	400,000,000	2010/02/10
21088	Macquarie Bank Ltd.	Alibaba European Warrants Jun 2010	0.183	19.88	2010/06/22	200,000,000	2010/02/10
21110	Macquarie Bank Ltd.	CNOOC European Put Warrants Jan 2011 A	0.252	11	2011/01/04	200,000,000	2010/02/10

## Newly listed derivative warrants (continued)

Code	Issuer	Name of issue	Issue prices (HK\$)	Strike level/ Subscription price (HK\$) per 10 units	Subscription/ exercise period	Unit issued on initial listing	Listing date
21089	Macquarie Bank Ltd.	HSCEI European Warrants Oct 2010	0.25	12,400 per 6,000 units	2010/10/28	200,000,000	2010/02/10
21090	Macquarie Bank Ltd.	HSCEI European Put Warrants Aug 2010	0.251	11,000 per 6,000 units	2010/08/30	200,000,000	2010/02/10
21087	Macquarie Bank Ltd.	HSI European Warrants Aug 2010 A	0.25	19,000 per 10,000 units	2010/08/30	500,000,000	2010/02/10
21091	Macquarie Bank Ltd.	HSI European Put Warrants Aug 2010 C	0.25	20,000 per 9,000 units	2010/08/30	400,000,000	2010/02/10
21111	Macquarie Bank Ltd.	Tencent European Put Warrants Sep 2010	0.251	140 per 100 units	2010/09/02	250,000,000	2010/02/10
21105	CC Rabobank B.A.	Anhui Conch European Warrants Jul 2010	0.5	55	2010/07/21	50,000,000	2010/02/10
21106	CC Rabobank B.A.	BOCL European Warrants Aug 2010	0.3	3.90 per unit	2010/08/12	50,000,000	2010/02/10
21107	CC Rabobank B.A.	Chaoda Modern European Warrants Aug 2010	0.25	8.6	2010/08/12	200,000,000	2010/02/10
21108	CC Rabobank B.A.	Fushan Energy European Warrants Jan 2011	0.25	7.4	2011/01/28	200,000,000	2010/02/10
21109	CC Rabobank B.A.	Zhaojin Mining European Warrants Aug 2010	0.29	17.2	2010/08/12	100,000,000	2010/02/10
21092	SGA Societe Generale Acceptance N.V.	Angang Steel Eu Wt Oct10	0.25	14.28	2010/10/04	125,000,000	2010/02/10
21093	SGA Societe Generale Acceptance N.V.	Angang Steel Eu Wt Nov10	0.25	15	2010/11/08	125,000,000	2010/02/10
21094	SGA Societe Generale Acceptance N.V.	CITIC Pac Eu Wts Aug10	0.25	18	2010/08/16	100,000,000	2010/02/10
21095	SGA Societe Generale Acceptance N.V.	CITIC Pac Eu Wts Oct10	0.25	19.24	2010/10/04	100,000,000	2010/02/10
21115	SGA Societe Generale Acceptance N.V.	CNOOC Eu Wt Aug 2010C	0.15	12.68	2010/08/30	300,000,000	2010/02/10
21116	SGA Societe Generale Acceptance N.V.	CNOOC Eu Wt Nov 2010B	0.17	12.28	2010/11/15	300,000,000	2010/02/10
21113	SGA Societe Generale Acceptance N.V.	CP&CC Eur Wt Sep 10C	0.49	6.80 per unit	2010/09/01	80,000,000	2010/02/10
21114	SGA Societe Generale Acceptance N.V.	CP&CC Eur Wt Dec 10C	0.15	5.28	2010/12/08	500,000,000	2010/02/10
21117	SGA Societe Generale Acceptance N.V.	A50 Ch Eu Wt Jun 10C	0.172	11.98	2010/06/23	300,000,000	2010/02/10
21118	SGA Societe Generale Acceptance N.V.	A50 Ch Eu Wt Aug 10A	0.16	12.5	2010/08/04	300,000,000	2010/02/10
21119	SGA Societe Generale Acceptance N.V.	A50 Ch Eu Put Wt Jul 10	0.189	14	2010/07/05	300,000,000	2010/02/10
21120	SGA Societe Generale Acceptance N.V.	A50 Ch Eu Put Wt Aug 10	0.158	13.38	2010/08/04	300,000,000	2010/02/10
21096	SGA Societe Generale Acceptance N.V.	Shimao Ppt Eu Wt Nov 10	0.25	14	2010/11/15	100,000,000	2010/02/10
21097	SGA Societe Generale Acceptance N.V.	Yanzhou Coal Eu Wt Sep10A	0.16	16.98	2010/09/06	125,000,000	2010/02/10
18869 <sup>#</sup>	BNP Paribas Arbit Issu B.V.	Ch Mobile Euro Wts Aug 2010 A	0.049	75.93 per 100 units	2010/08/09	500,000,000	2010/02/10
19013 <sup>#</sup>	Credit Suisse	ICBC European Warrants Dec 2010 C	0.038	6.38	2010/12/06	600,000,000	2010/02/10
18581 <sup>#</sup>	Merrill Lynch Int'l & Co. C.V.	HSBC Euro Wts Nov 2010	0.048	92.593 per 93 units	2010/11/29	400,000,000	2010/02/10
18238 <sup>#</sup>	CC Rabobank B.A.	HSBC European Warrants Nov 2010 A	0.047	92.593 per 93 units	2010/11/30	300,000,000	2010/02/10
17952 <sup>#</sup>	CC Rabobank B.A.	PetroChina European Warrants Jun 2010 B	0.037	9.688	2010/06/08	300,000,000	2010/02/10
19005 <sup>#</sup>	UBS AG	Tencent Holdings European Warrants Jun 2010 A	0.084	160 per 100 units	2010/06/28	200,000,000	2010/02/10
21128	Citigroup Global Mkt H Inc.	Anhui Conch European Wts Oct10	0.5	60	2010/10/11	80,000,000	2010/02/11
21127	Citigroup Global Mkt H Inc.	Angang Steel European Wt Dec10	0.25	15	2010/12/13	160,000,000	2010/02/11
21129	Citigroup Global Mkt H Inc.	BBMG European Warrants Apr11	0.25	8	2011/04/11	160,000,000	2010/02/11
21132	Citigroup Global Mkt H Inc.	ChiUnicom European Wts May11	0.25	9	2011/05/11	160,000,000	2010/02/11
21130	Citigroup Global Mkt H Inc.	China COSCO European Wts Feb11	0.25	10	2011/02/11	160,000,000	2010/02/11
21131	Citigroup Global Mkt H Inc.	CNBM European Warrants Oct10	0.25	15	2010/10/11	160,000,000	2010/02/11
21136	Citigroup Global Mkt H Inc.	A50 China Euro Wts Jan 2011 B	0.25	13.88	2011/01/11	160,000,000	2010/02/11
21133	Citigroup Global Mkt H Inc.	ICBC European Wts Feb 2011	0.25	8 per unit	2011/02/11	160,000,000	2010/02/11
21135	Citigroup Global Mkt H Inc.	Sinopharm European Wts Feb11	0.5	35	2011/02/11	80,000,000	2010/02/11
21134	Citigroup Global Mkt H Inc.	Sh Ind H European Wts Dec 2010	0.5	40	2010/12/13	80,000,000	2010/02/11
21140	KBC Fin Products Int'l Ltd.	HKEx European Warrants Sep10B	0.15	136.80 per 100 units	2010/09/09	200,000,000	2010/02/11
21137	KBC Fin Products Int'l Ltd.	Tencent Holdings Eu Wt Jul10B	0.15	156.88 per 100 units	2010/07/12	258,000,000	2010/02/11
21138	KBC Fin Products Int'l Ltd.	Tencent Holdings Eu Wt Aug10 C	0.25	142 per 100 units	2010/08/11	238,000,000	2010/02/11

## Newly listed derivative warrants (continued)

Code	Issuer	Name of issue	Issue prices (HK\$)	Strike level/ Subscription price (HK\$) per 10 units	Subscription/ exercise period	Unit issued on initial listing	Listing date
21139	KBC Fin Products Int'l Ltd.	Tencent Holdings Eu Wt Sep10 A	0.15	174.80 per 100 units	2010/09/01	258,000,000	2010/02/11
21125	Macquarie Bank Ltd.	Cheung Kong European Warrants Jul 2011	0.251	99 per 100 units	2011/07/05	250,000,000	2010/02/11
21126	Macquarie Bank Ltd.	Zijin Mining European Wts Nov 2010	0.15	8	2010/11/19	200,000,000	2010/02/11
21160	BNP Paribas Arbit Issu B.V.	Ch Mobile Euro Wts Jul 2010 B	0.24	88.05	2010/07/12	200,000,000	2010/02/12
21159	Credit Suisse AG	Sinopec Corp European Warrants Sep 2010	0.15	5.5	2010/09/24	200,000,000	2010/02/12
21164	Credit Suisse AG	A50 China European Warrants Jul 2010 B	0.15	12.48	2010/07/26	200,000,000	2010/02/12
21165	Deutsche Bank AG	BOCL European Warrants Aug 2010 B	0.38	3.58 per unit	2010/08/16	150,000,000	2010/02/12
21169	Deutsche Bank AG	China Mobile European Put Wts Aug 2010	0.37	66	2010/08/02	200,000,000	2010/02/12
21166	Deutsche Bank AG	China Life European Warrants Aug 2010 C	0.67	28	2010/08/16	200,000,000	2010/02/12
21167	Deutsche Bank AG	China Life European Warrants Aug 2010 D	0.54	30	2010/08/16	200,000,000	2010/02/12
21168	Deutsche Bank AG	China Life European Put Wts Aug 2010	0.18	28.88	2010/08/02	200,000,000	2010/02/12
21173	Deutsche Bank AG	HSI European Warrants Aug 2010 C	0.32	18,000 per 8,000 units	2010/08/30	300,000,000	2010/02/12
21174	Deutsche Bank AG	HSI European Warrants Aug 2010 D	0.18	20,000 per 8,000 units	2010/08/30	300,000,000	2010/02/12
21144	Macquarie Bank Ltd.	Ch Oilfield European Warrants Aug 2010	0.251	12.6	2010/08/18	200,000,000	2010/02/12
21143	Macquarie Bank Ltd.	Sinopec Corp European Wts May 2010	0.392	6.29 per unit	2010/05/31	250,000,000	2010/02/12
21142	Macquarie Bank Ltd.	HSI European Warrants Sep 2010 A	0.266	20,000 per 10,000 units	2010/09/29	500,000,000	2010/02/12
21141	Macquarie Bank Ltd.	HSI European Warrants Aug 2010 B	0.252	19,400 per 12,000 units	2010/08/30	400,000,000	2010/02/12
21163	Macquarie Bank Ltd.	HSI European Put Warrants Aug 2010 D	0.252	19,200 per 10,000 units	2010/08/30	400,000,000	2010/02/12
21146	Merrill Lynch Int'l & Co. C.V.	HSBC Euro Wts Aug 2010 A	0.475	87.99	2010/08/30	150,000,000	2010/02/12
21147	Merrill Lynch Int'l & Co. C.V.	HSBC Euro Wts Aug 2010 B	0.31	93.99	2010/08/23	200,000,000	2010/02/12
21148	Merrill Lynch Int'l & Co. C.V.	HSBC Euro Wts Nov 2010 B	0.31	99.9	2010/11/22	200,000,000	2010/02/12
21145	Merrill Lynch Int'l & Co. C.V.	JX Copper Euro Wts Nov 2010	0.275	15.99	2010/11/01	150,000,000	2010/02/12
21149	Merrill Lynch Int'l & Co. C.V.	JX Copper Euro Put Wt Nov10	0.27	14.99	2010/11/08	150,000,000	2010/02/12
21150	SGA Societe Generale Acceptance N.V.	CK(H) Eu Wt Feb 2011A	0.15	91.88 per 100 units	2011/02/21	300,000,000	2010/02/12
21151	SGA Societe Generale Acceptance NV	Minsheng Bk Eu Wt Aug 10	1.25	8.30 per unit	2010/08/30	30,000,000	2010/02/12
21152	SGA Societe Generale Acceptance NV	Minsheng Bk Eu Wt Dec 10	0.15	8.68	2010/12/22	300,000,000	2010/02/12
21153	SGA Societe Generale Acceptance N.V.	Ch Mob Eu Wt Oct 10B	0.15	65 per 100 units	2010/10/04	400,000,000	2010/02/12
21155	SGA Societe Generale Acceptance N.V.	HSBC Eu Wt Aug 2010 C	0.49	88.88	2010/08/23	100,000,000	2010/02/12
21154	SGA Societe Generale Acceptance N.V.	HSBC Eu Wt Jul 2010 B	0.55	86	2010/07/26	100,000,000	2010/02/12
21156	SGA Societe Generale Acceptance N.V.	Petch Eu Wt Aug 2010B	0.15	8.38	2010/08/16	400,000,000	2010/02/12
21157	SGA Societe Generale Acceptance N.V.	Petch Eu Wt May 2011A	0.15	8.88	2011/05/04	400,000,000	2010/02/12
21158	SGA Societe Generale Acceptance N.V.	SHK P Eu Wt Oct 2010A	0.15	100 per 100 units	2010/10/20	300,000,000	2010/02/12
10952	SGA Societe Generale Acceptance N.V.	USD/YEN Eu Wt Aug10A	0.37	95 per 1 units	2010/08/30	100,000,000	2010/02/12
10953	SGA Societe Generale Acceptance N.V.	USD/YEN Eu Wt Aug10B	0.25	100 per 1 units	2010/08/30	100,000,000	2010/02/12
10956	SGA Societe Generale Acceptance N.V.	USD/YEN Eu Put Wt Aug10C	0.34	85 per 1 units	2010/08/30	100,000,000	2010/02/12
10957	SGA Societe Generale Acceptance N.V.	USD/YEN Eu Put Wt Aug10D	0.54	90 per 1 units	2010/08/30	100,000,000	2010/02/12
21170	UBS AG	BOCL European Warrants Jul 2010 C	0.35	3.39 per unit	2010/07/29	100,000,000	2010/02/12
21171	UBS AG	CC Bank European Warrants Jul 2010 C	0.31	5.98 per unit	2010/07/29	100,000,000	2010/02/12
21161	UBS AG	China Life European Warrants Aug 2010 C	0.29	33.88	2010/08/09	200,000,000	2010/02/12
21162	UBS AG	A50 China European Warrants Jul 2010 B	0.15	12.5	2010/07/26	200,000,000	2010/02/12
21172	UBS AG	ICBC European Warrants Jul 2010 C	0.4	5.49 per unit	2010/07/29	100,000,000	2010/02/12
19858 <sup>#</sup>	Credit Suisse AG	HSBC European Wts Sep 2010 A	0.055	83.38 per 93 units	2010/09/27	400,000,000	2010/02/12
19761 <sup>#</sup>	Deutsche Bank AG	China Life European Warrants May 2010 C	0.098	36.88	2010/05/03	200,000,000	2010/02/12

## Newly listed derivative warrants (continued)

Code	Issuer	Name of issue	Issue prices (HK\$)	Strike level/ Subscription price (HK\$) per 10 units	Subscription/ exercise period	Unit issued on initial listing	Listing date
19022*	Deutsche Bank AG	Tencent Holdings European Warrants Jun 10A	0.091	153.88 per 100 units	2010/06/21	200,000,000	2010/02/12
21190	BNP Paribas Arbit Issu B.V.	China Life Euro Wts Sep 2010	0.56	28.88	2010/09/06	200,000,000	2010/02/17
21191	BNP Paribas Arbit Issu B.V.	China Life Euro Wts Oct 2010 A	0.35	33.88	2010/10/05	200,000,000	2010/02/17
21192	BNP Paribas Arbit Issu B.V.	ICBC European Wts Oct 2010	0.45	5.88 per unit	2010/10/05	200,000,000	2010/02/17
10954	Deutsche Bank AG	DJIA European Warrants Sep 2010	0.27	10,000 per 30,000 units	2010/09/20	150,000,000	2010/02/17
10958	Deutsche Bank AG	DJIA European Put Warrants Sep 2010	0.25	9,500 per 30,000 units	2010/09/20	150,000,000	2010/02/17
21194	Deutsche Bank AG	HSI European Put Warrants Aug 2010	0.25	18,400 per 8,000 units	2010/08/30	300,000,000	2010/02/17
21193	Deutsche Bank AG	HSI European Warrants Jun 2010 G	0.15	20,600 per 8,000 units	2010/06/29	300,000,000	2010/02/17
21187	KBC Fin Products Int'l Ltd.	Hutchison Euro Wts Aug 2010 B	0.31	59	2010/08/17	118,000,000	2010/02/17
21188	KBC Fin Products Int'l Ltd.	Jiangxi Copper Eu Wts Oct 2010	0.25	16.88	2010/10/08	118,000,000	2010/02/17
21189	KBC Fin Products Int'l Ltd.	SHK Ppt European Wts Aug 2010	0.63	108	2010/08/17	108,000,000	2010/02/17
21181	Macquarie Bank Ltd.	Jiangxi Copper European Wts Sep 2010 A	0.253	16	2010/09/02	200,000,000	2010/02/17
21176	SGA Societe Generale Acceptance N.V.	Country Gdn Eu Wt Aug10	0.38	3 per unit	2010/08/25	60,000,000	2010/02/17
21175	SGA Societe Generale Acceptance N.V.	CMB Euro Wts Sep 2010	0.25	20	2010/09/27	100,000,000	2010/02/17
21183	SGA Societe Generale Acceptance N.V.	Ch Res Land Eu Wt Jul10B	0.18	15.9	2010/07/26	100,000,000	2010/02/17
21177	SGA Societe Generale Acceptance N.V.	HSI Eur Wt Jun 2010 G	0.181	16,800 per 17,800 units	2010/06/29	300,000,000	2010/02/17
21178	SGA Societe Generale Acceptance N.V.	HSI Eur Wt Jun 2010 H	0.156	17,600 per 16,800 units	2010/06/29	300,000,000	2010/02/17
21179	SGA Societe Generale Acceptance N.V.	HSI Eur Wt Jul 2010 B	0.171	18,800 per 12,000 units	2010/07/29	300,000,000	2010/02/17
21180	SGA Societe Generale Acceptance N.V.	HSI Eu Put Wt Jul10D	0.152	18,800 per 10,000 units	2010/07/29	300,000,000	2010/02/17
21184	SGA Societe Generale Acceptance N.V.	HuanengPower Eu Wt Jul10	0.37	5 per unit	2010/07/07	50,000,000	2010/02/17
21185	SGA Societe Generale Acceptance N.V.	HWL Eur Wt Aug 2010	0.47	56.18	2010/08/30	80,000,000	2010/02/17
21186	UBS AG	HSI European Warrants Aug 2010 A	0.25	18,800 per 8,000 units	2010/08/30	200,000,000	2010/02/17
21182	UBS AG	Hutchison European Warrants Aug 2010	0.25	58.88	2010/08/23	100,000,000	2010/02/17
03487*	KBC Fin Products Int'l Ltd.	HSBC European Wts Dec 2010 A	0.040	100 per 100 unit	2010/12/01	432,000,000	2010/02/17
17446*	Merrill Lynch Int'l & Co. C.V.	Ch Mobile Eur Wt Oct 2010 A	0.032	86.65 per 100 units	2010/10/11	400,000,000	2010/02/17
17286*	Merrill Lynch Int'l & Co. C.V.	Sinopec Euro Wts Dec 2010	0.048	6.59	2010/12/20	300,000,000	2010/02/17
21199	BOCI Asia Ltd.	CC Bank European Warrants Aug 2010	0.45	6.65 per unit	2010/08/30	100,000,000	2010/02/18
21211	BNP Paribas Arbit Issu B.V.	Sinopec Corp Euro Wts Jun 10B	0.34	6.29 per unit	2010/06/04	200,000,000	2010/02/18
21212	BNP Paribas Arbit Issu B.V.	Sinopec Corp Euro Wts Aug 10B	0.34	6.99 per unit	2010/08/30	200,000,000	2010/02/18
21213	BNP Paribas Arbit Issu B.V.	HSI European Wts Aug 2010 F	0.34	18,000 per 10,000 units	2010/08/30	200,000,000	2010/02/18
21214	BNP Paribas Arbit Issu B.V.	HSI European Wts Aug 2010 G	0.25	20,600 per 9,000 units	2010/08/30	200,000,000	2010/02/18
21219	Credit Suisse AG	ChiUnicom European Warrants Nov 2010	0.15	9	2010/11/29	100,000,000	2010/02/18
21220	Credit Suisse AG	CC Bank European Warrants Jul 2010 A	0.15	6.80 per unit	2010/07/26	200,000,000	2010/02/18
21221	Credit Suisse AG	CC Bank European Warrants Dec 2012 A	0.25	5.438	2012/12/17	200,000,000	2010/02/18
21216	Credit Suisse AG	CM Bank European Warrants Aug 2010	0.15	19.68	2010/08/30	200,000,000	2010/02/18
21217	Credit Suisse AG	China Mobile European Warrants Jun 2010 C	0.15	81.88	2010/06/21	200,000,000	2010/02/18
21218	Credit Suisse AG	China Tel European Warrants Jul 2010 B	0.15	3.88 per unit	2010/07/26	200,000,000	2010/02/18
21215	Credit Suisse AG	HSI European Warrants Aug 2010 A	0.15	19,200 per 9,000 units	2010/08/30	180,000,000	2010/02/18
21222	Credit Suisse AG	ICBC European Warrants Dec 2012	0.25	5.088	2012/12/17	200,000,000	2010/02/18
21223	Credit Suisse AG	Jiangxi Copper European Wts Aug 2010	0.25	15.38	2010/08/23	100,000,000	2010/02/18
10960	Deutsche Bank AG	AUD/USD European Put Warrants Sep 2010	0.32	0.78 per 1 units	2010/09/27	50,000,000	2010/02/18
21247	Deutsche Bank AG	CM Bank European Warrants Aug 2010	0.15	22	2010/08/23	150,000,000	2010/02/18
21248	Deutsche Bank AG	Sinopec Corp European Warrants Jul 2010 B	0.52	6.08 per unit	2010/07/26	150,000,000	2010/02/18

## Newly listed derivative warrants (continued)

Code	Issuer	Name of issue	Issue prices (HK\$)	Strike level/ Subscription price (HK\$) per 10 units	Subscription/ exercise period	Unit issued on initial listing	Listing date
10955	Deutsche Bank AG	EUR/USD European Warrants Sep 2010	0.35	1.45 per 1 units	2010/09/27	50,000,000	2010/02/18
10959	Deutsche Bank AG	EUR/USD European Put Warrants Sep 2010	0.38	1.28 per 1 units	2010/09/27	50,000,000	2010/02/18
21249	Deutsche Bank AG	Tencent Holdings European Warrants Aug10B	0.27	123 per 100 units	2010/08/23	200,000,000	2010/02/18
21240	Goldman Sachs SP (Asia)	China Mobile Euro Wts Jul 2010 A	0.38	82	2010/07/29	200,000,000	2010/02/18
21241	Goldman Sachs SP (Asia)	China Mobile Euro Wts Sep 2010	0.31	88	2010/09/29	200,000,000	2010/02/18
21239	Goldman Sachs SP (Asia)	CC Bank European Wts Aug 2010 A	0.61	5.80 per unit	2010/08/30	200,000,000	2010/02/18
21238	Goldman Sachs SP (Asia)	CC Bank European Wts Jul 2010 B	0.38	6.28 per unit	2010/07/29	200,000,000	2010/02/18
21237	Goldman Sachs SP (Asia)	A50 China European Wts Aug 2010 B	0.15	13.1	2010/08/30	200,000,000	2010/02/18
21242	Goldman Sachs SP (Asia)	HKEx European Warrants Jun 2010	0.15	120 per 100 units	2010/06/29	200,000,000	2010/02/18
21243	Goldman Sachs SP (Asia)	HKEx European Warrants Nov 2010	0.15	130 per 100 units	2010/11/29	200,000,000	2010/02/18
21244	Goldman Sachs SP (Asia)	HSBC European Warrants Aug 2010 A	0.61	80	2010/08/30	200,000,000	2010/02/18
21245	Goldman Sachs SP (Asia)	HSBC European Warrants Aug 2010 B	0.41	86	2010/08/30	200,000,000	2010/02/18
21246	Goldman Sachs SP (Asia)	Tencent Holdings European Wt Jun10	0.15	133.88 per 100 units	2010/06/01	200,000,000	2010/02/18
21210	HK Bank	CC Bank European Put Warrants Aug 2010	0.34	5.08 per unit	2010/08/18	180,000,000	2010/02/18
21201	HK Bank	CC Bank European Warrants Jul 2010 C	0.34	5.88 per unit	2010/07/29	160,000,000	2010/02/18
21200	HK Bank	CITIC Bank European Warrants Aug 2010 B	0.32	5.68 per unit	2010/08/18	120,000,000	2010/02/18
21202	HK Bank	Chi Res Land European Warrants Nov 2010	0.25	17.88	2010/11/29	120,000,000	2010/02/18
21203	HK Bank	China Tel European Warrants Jul 2010 B	0.15	3.88 per unit	2010/07/14	120,000,000	2010/02/18
21204	HK Bank	Denway Motors European Warrants Aug 2010	0.39	4.68 per unit	2010/08/18	160,000,000	2010/02/18
21205	HK Bank	Dongfeng Motor European Warrants Nov 2010	0.25	11.88	2010/11/08	120,000,000	2010/02/18
21206	HK Bank	Jiangxi Copper European Warrants Aug 2010 B	0.25	15.88	2010/08/18	180,000,000	2010/02/18
21207	HK Bank	Jiangxi Copper European Warrants Sep 2010	0.25	17.28	2010/09/28	180,000,000	2010/02/18
21208	HK Bank	Jiangxi Copper European Warrants Nov 2010	0.25	18.88	2010/11/15	180,000,000	2010/02/18
21209	HK Bank	PetroChina European Warrants Aug 2010 B	0.36	9.08 per unit	2010/08/18	160,000,000	2010/02/18
21226	J P Morgan SP BV	Agile Ppt European Warrants Oct 2010	0.25	9.88	2010/10/22	150,000,000	2010/02/18
21232	J P Morgan SP BV	Angang Steel European Warrants Sep 2010	0.25	15	2010/09/29	180,000,000	2010/02/18
21233	J P Morgan SP BV	CNBM European Warrants Aug 2010	0.25	15	2010/08/30	100,000,000	2010/02/18
21234	J P Morgan SP BV	Dongfeng Motor European Warrants Aug 2010	0.25	10	2010/08/30	180,000,000	2010/02/18
21235	J P Morgan SP BV	R&F Ppt European Warrants Oct 2010	0.25	11.88	2010/10/28	100,000,000	2010/02/18
21236	KBC Fin Products Int'l Ltd.	Ch Mobile Euro Wt Jul 2010 B	0.26	83.9	2010/07/02	228,000,000	2010/02/18
21224	KBC Fin Products Int'l Ltd.	Sinopec Euro Wts Jun 2010 D	0.28	6.29 per unit	2010/06/01	238,000,000	2010/02/18
21225	Macquarie Bank Ltd.	Tencent European Put Warrants Nov 2010	0.251	125 per 100 units	2010/11/03	250,000,000	2010/02/18
21258	Nomura Int'l plc	China Dongxiang European Warrants Sep 10	0.656	6.28 per unit	2010/09/30	100,000,000	2010/02/18
21259	Nomura Int'l plc	China Dongxiang European Warrants Dec 11	0.25	6.88	2011/12/30	125,000,000	2010/02/18
21254	Nomura Int'l plc	China Life European Warrants Jul 2010 A	0.286	35.98	2010/07/30	200,000,000	2010/02/18
21255	Nomura Int'l plc	China Life European Warrants Jul 2010 B	0.259	36.86	2010/07/30	200,000,000	2010/02/18
21253	Nomura Int'l plc	Sinopec European Warrants Jun 2010 B	0.18	6.88 per unit	2010/06/30	75,000,000	2010/02/18
21250	Nomura Int'l plc	Hutchison European Warrants Jun 2010 B	0.29	55.88	2010/06/30	100,000,000	2010/02/18
21251	Nomura Int'l plc	JIANC European Warrants Aug 2010	0.21	16.38	2010/08/03	100,000,000	2010/02/18
21252	Nomura Int'l plc	JIANC European Warrants Sep 2010 D	0.25	17.28	2010/09/30	100,000,000	2010/02/18
21256	Nomura Int'l plc	Sinopharm European Warrants Jul 2010	0.331	35.98	2010/07/30	125,000,000	2010/02/18
21257	Nomura Int'l plc	Sinopharm European Warrants Sep 2010	0.543	31.88	2010/09/30	125,000,000	2010/02/18
21227	CC Rabobank B.A.	ChiUnicom European Warrants Nov 2010	0.15	9	2010/11/29	180,000,000	2010/02/18



## Newly listed derivative warrants (continued)

Code	Issuer	Name of issue	Issue prices (HK\$)	Strike level/ Subscription price (HK\$) per 10 units	Subscription/ exercise period	Unit issued on initial listing	Listing date
21228	CC Rabobank B.A.	HSBC European Warrants Aug 2010 B	0.61	82	2010/08/30	80,000,000	2010/02/18
21229	CC Rabobank B.A.	KWG Property European Warrants Aug 2010	0.55	6.20 per unit	2010/08/18	50,000,000	2010/02/18
21230	CC Rabobank B.A.	PetroChina European Warrants Aug 2010	0.57	9.20 per unit	2010/08/30	80,000,000	2010/02/18
21231	CC Rabobank B.A.	Sh Petrochem European Warrants Aug 2010	0.3	3.30 per unit	2010/08/18	80,000,000	2010/02/18
21196	RB of Scotland N.V.	Sinopec Corp European Warrants Aug 10A	0.399	6.28 per unit	2010/08/23	100,000,000	2010/02/18
21197	RB of Scotland N.V.	China Shenhua European Wts Sep 2010	0.251	35.88	2010/09/30	150,000,000	2010/02/18
21195	RB of Scotland N.V.	A50 China European Warrants Jun 2010 E	0.156	11.98	2010/06/21	300,000,000	2010/02/18
21198	RB of Scotland N.V.	Jiangxi Copper European Wts Aug 2010	0.25	16.88	2010/08/23	150,000,000	2010/02/18
21260	BOCI Asia Ltd.	HKEx European Warrants Dec 2010	0.15	130.10 per 100 units	2010/12/07	100,000,000	2010/02/19
21295	Goldman Sachs SP (Asia)	BOCL European Warrants Jul 2010 A	0.28	3.88 per unit	2010/07/29	200,000,000	2010/02/19
21296	Goldman Sachs SP (Asia)	BOCL European Warrants Sep 2010 A	0.24	4.20 per unit	2010/09/27	200,000,000	2010/02/19
21297	Goldman Sachs SP (Asia)	China Life Euro Wts May 2010	0.18	35.88	2010/05/28	200,000,000	2010/02/19
21298	Goldman Sachs SP (Asia)	China Life Euro Wts Jul 2010 A	0.15	39.2	2010/07/29	200,000,000	2010/02/19
21294	KBC Fin Products Int'l Ltd.	HSBC European Wts Aug 2010 C	0.25	94.38	2010/08/23	268,000,000	2010/02/19
21276	Macquarie Bank Ltd.	HKEx European Put Warrants Oct 2010	0.284	130 per 100 units	2010/10/05	200,000,000	2010/02/19
21278	Macquarie Bank Ltd.	HSBC European Put Warrants Oct 2011	0.25	90 per 100 units	2011/10/04	200,000,000	2010/02/19
21277	Macquarie Bank Ltd.	HSBC European Put Warrants Dec 2010 G	0.151	84 per 100 units	2010/12/02	200,000,000	2010/02/19
21275	Macquarie Bank Ltd.	MTRC European Warrants Dec 2010	0.164	30	2010/12/02	200,000,000	2010/02/19
21285	CC Rabobank B.A.	Air China European Warrants Dec 2010 A	0.25	7.4	2010/12/15	200,000,000	2010/02/19
21286	CC Rabobank B.A.	Belle Int'l European Warrants Nov 2010	0.25	9.2	2010/11/29	180,000,000	2010/02/19
21287	CC Rabobank B.A.	China Dongxiang European Warrants Aug 10	0.6	6.20 per unit	2010/08/24	80,000,000	2010/02/19
21280	CC Rabobank B.A.	China Comservice European Warrants Aug 10	0.7	5.40 per unit	2010/08/24	80,000,000	2010/02/19
21281	CC Rabobank B.A.	China Gas Hold European Warrants Sep 2010	0.75	4.80 per unit	2010/09/22	80,000,000	2010/02/19
21288	CC Rabobank B.A.	Chinares Cement European Warrants Sep 10	0.6	4.20 per unit	2010/09/02	80,000,000	2010/02/19
21289	CC Rabobank B.A.	CSR European Warrants Aug 2010	0.58	6.80 per unit	2010/08/27	80,000,000	2010/02/19
21290	CC Rabobank B.A.	Geely Auto European Warrants Aug 2010 A	0.63	3.60 per unit	2010/08/19	80,000,000	2010/02/19
21283	CC Rabobank B.A.	Gome European Warrants Sep 2010	0.5	3 per unit	2010/09/29	100,000,000	2010/02/19
21282	CC Rabobank B.A.	Glorious PPT H European Warrants Aug 2010	0.6	3.60 per unit	2010/08/24	80,000,000	2010/02/19
21291	CC Rabobank B.A.	Hidili Industry European Warrants Oct 10	0.25	8	2010/10/22	200,000,000	2010/02/19
21292	CC Rabobank B.A.	Sinopharm European Warrants Aug 2010	0.37	40	2010/08/20	100,000,000	2010/02/19
21293	CC Rabobank B.A.	Xinyi Glass European Warrants Dec 2010	0.25	6.8	2010/12/20	240,000,000	2010/02/19
21284	CC Rabobank B.A.	Yuexiu Property European Warrants Aug 10	0.32	2.40 per unit	2010/08/24	120,000,000	2010/02/19
21263	SGA Societe Generale Acceptance N.V.	Ch Mob Eu Wt Oct 2011	0.16	66 per 100 units	2011/10/17	500,000,000	2010/02/19
21264	SGA Societe Generale Acceptance N.V.	Ch Overseas Eu Wt Sep10	0.19	16.28	2010/09/13	100,000,000	2010/02/19
21261	SGA Societe Generale Acceptance N.V.	Chi COSCO Euro Wt Jul 10	0.16	9.58	2010/07/19	200,000,000	2010/02/19
21262	SGA Societe Generale Acceptance N.V.	Chi COSCO Euro Wt Dec10B	0.2	10.38	2010/12/06	200,000,000	2010/02/19
21268	SGA Societe Generale Acceptance N.V.	CNOOC Eu Wt Jul 2010	0.15	11.28	2010/07/05	300,000,000	2010/02/19
21269	SGA Societe Generale Acceptance N.V.	CNOOC Eu Wt Aug 2010D	0.18	10.88	2010/08/30	300,000,000	2010/02/19
21265	SGA Societe Generale Acceptance N.V.	CP&CC Eur Wt Aug 10C	0.65	5.88 per unit	2010/08/23	80,000,000	2010/02/19
21266	SGA Societe Generale Acceptance N.V.	Chi Res Land Eu Wt Sep10	0.25	15	2010/09/06	125,000,000	2010/02/19
21267	SGA Societe Generale Acceptance N.V.	Chi Res Land Eu Wt Nov10	0.25	16.8	2010/11/22	125,000,000	2010/02/19
21279	SGA Societe Generale Acceptance N.V.	R&F Ppt Eu Wts Sep10	0.15	12.88	2010/09/13	100,000,000	2010/02/19
21270	SGA Societe Generale Acceptance N.V.	HKEx Eu Wt Jun 2010 D	0.15	120 per 100 units	2010/06/28	300,000,000	2010/02/19

## Newly listed derivative warrants (continued)

Code	Issuer	Name of issue	Issue prices (HK\$)	Strike level/ Subscription price (HK\$) per 10 units	Subscription/ exercise period	Unit issued on initial listing	Listing date
21271	SGA Societe Generale Acceptance N.V.	HKEu Eu Wt Aug 2010 B	0.15	128 per 100 units	2010/08/16	300,000,000	2010/02/19
21272	SGA Societe Generale Acceptance N.V.	JIANC Eu Wts Sep 10A	0.25	15.8	2010/09/06	200,000,000	2010/02/19
21273	SGA Societe Generale Acceptance N.V.	JIANC Eu Wts Oct 2010	0.25	16.54	2010/10/11	200,000,000	2010/02/19
21274	SGA Societe Generale Acceptance N.V.	Renhe Comm Eu Wts Aug10	0.19	2.08 per unit	2010/08/30	100,000,000	2010/02/19
18721 <sup>#</sup>	Deutsche Bank AG	China Mobile European Warrants Aug 2010 A	0.057	75.88 per 100 units	2010/08/09	300,000,000	2010/02/19
19004 <sup>#</sup>	UBS AG	Tencent Holdings European Warrants May 2010 A	0.155	148.88 per 100 units	2010/05/31	100,000,000	2010/02/19
21303	Deutsche Bank AG	Alibaba European Warrants Aug 2010	0.18	22	2010/08/02	150,000,000	2010/02/22
21306	Deutsche Bank AG	China Cosco European Warrants Jul 2010	0.17	9.58	2010/07/19	150,000,000	2010/02/22
21307	Deutsche Bank AG	Denway Motors European Warrants Aug 2010	0.79	4.30 per unit	2010/08/23	100,000,000	2010/02/22
21308	Deutsche Bank AG	Foxconn European Warrants Sep 2010	0.2	7.88	2010/09/20	150,000,000	2010/02/22
21299	HK Bank	CNPC European Warrants Dec 2010 B	0.15	11.88	2010/12/13	120,000,000	2010/02/22
21300	Macquarie Bank Ltd.	Hang Lung Ppt European Wts Oct 2010	0.334	32	2010/10/05	200,000,000	2010/02/22
21301	Macquarie Bank Ltd.	Lee & Man Paper European Warrants Feb11	0.25	5.5	2011/02/28	100,000,000	2010/02/22
21302	Macquarie Bank Ltd.	Skyworth Digital European Warrants Oct10A	0.25	8	2010/10/22	150,000,000	2010/02/22
21304	UBS AG	CC Bank European Warrants Jun 2012	0.25	6.38	2012/06/28	300,000,000	2010/02/22
21305	UBS AG	ICBC European Warrants Jun 2012	0.25	5.68	2012/06/28	300,000,000	2010/02/22
21309	SGA Societe Generale Acceptance N.V.	BOCL Eu Wt Jun 2010 B	0.158	4.29 per unit	2010/06/21	80,000,000	2010/02/23
21310	SGA Societe Generale Acceptance N.V.	China EB Ltd Eu Wt Aug10	0.25	21	2010/08/30	80,000,000	2010/02/23
21007 <sup>#</sup>	Macquarie Bank Ltd.	HSBC European Warrants Jun 2010	0.125	93.88	2010/06/02	300,000,000	2010/02/23
21311	Deutsche Bank AG	Tencent Holdings European Warrants Aug10C	0.25	155 per 100 units	2010/08/24	300,000,000	2010/02/24
21312	Goldman Sachs SP (Asia)	Sinopec Corp European Warrants Jun10	0.25	6.88 per unit	2010/06/29	200,000,000	2010/02/24
21319	Barclays Bank plc	BOCL European Put Warrants Oct 2010	0.34	3.38 per unit	2010/10/25	150,000,000	2010/02/25
21325	Barclays Bank plc	China Mobile European Put Wts Jun 2011	0.15	74 per 100 units	2011/06/13	200,000,000	2010/02/25
21327	Barclays Bank plc	ChiUnicom European Warrants Nov 2010	0.15	9	2010/11/29	200,000,000	2010/02/25
21321	Barclays Bank plc	CC Bank European Put Warrants Sep 2010	0.42	5.25 per unit	2010/09/20	150,000,000	2010/02/25
21320	Barclays Bank plc	Ch Comm Cons European Warrants Jan 2011	0.15	8	2011/01/10	200,000,000	2010/02/25
21322	Barclays Bank plc	China Life European Warrants Sep 2010	0.27	38.38	2010/09/13	200,000,000	2010/02/25
21323	Barclays Bank plc	China Life European Warrants Oct 2010 B	0.26	40	2010/10/25	200,000,000	2010/02/25
21324	Barclays Bank plc	China Mobile European Wts Oct 2010 B	0.16	65 per 100 units	2010/10/04	200,000,000	2010/02/25
21328	Barclays Bank plc	CNOOC European Warrants Dec 2010 B	0.15	13	2010/12/13	200,000,000	2010/02/25
21326	Barclays Bank plc	Sinopec Corp European Wts Oct 2010 B	0.4	6.80 per unit	2010/10/04	150,000,000	2010/02/25
21332	Barclays Bank plc	Sinopec Corp European Put Wts Oct 2010 C	0.15	6.59	2010/10/04	200,000,000	2010/02/25
21329	Barclays Bank plc	HSBC European Put Warrants Sep 2010	0.33	72	2010/09/06	150,000,000	2010/02/25
21330	Barclays Bank plc	ICBC European Put Warrants Sep 2010	0.41	5 per unit	2010/09/20	150,000,000	2010/02/25
21331	Barclays Bank plc	PetroChina European Put Wts Jun 2011	0.25	8.57	2011/06/20	200,000,000	2010/02/25
21333	Barclays Bank plc	Ping An European Warrants Feb 2011	0.15	63.88 per 100 units	2011/02/14	200,000,000	2010/02/25
21314	BNP Paribas Arbit Issu B.V.	CC Bank Euro Wts Sep 2010 C	0.26	7.48 per unit	2010/09/01	200,000,000	2010/02/25
21315	BNP Paribas Arbit Issu B.V.	Sinopec Corp Euro Wts Sep 2010	0.34	7.68 per unit	2010/09/03	180,000,000	2010/02/25
21316	BNP Paribas Arbit Issu B.V.	HSBC European Wts Jul 2010	0.15	98.02	2010/07/02	200,000,000	2010/02/25
21317	BNP Paribas Arbit Issu B.V.	HSBC European Wts Aug 2010 B	0.48	88.93	2010/08/16	200,000,000	2010/02/25
21335	BNP Paribas Arbit Issu B.V.	ICBC European Wts Sep 2010 B	0.28	6.49 per unit	2010/09/01	200,000,000	2010/02/25
21318	BNP Paribas Arbit Issu B.V.	Jiangxi Copper Eu Wts Oct 2010	0.34	15.4	2010/10/05	150,000,000	2010/02/25
21336	Deutsche Bank AG	China Mobile European Warrants Jun 2010 E	0.36	80.88	2010/06/07	200,000,000	2010/02/25

## Newly listed derivative warrants (continued)

Code	Issuer	Name of issue	Issue prices (HK\$)	Strike level/ Subscription price (HK\$) per 10 units	Subscription/ exercise period	Unit issued on initial listing	Listing date
21337	Deutsche Bank AG	Sinopec Corp European Warrants Jul 2010 C	0.23	7 per unit	2010/07/12	200,000,000	2010/02/25
10961	Deutsche Bank AG	Gold European Put Warrants Sep 2010	0.26	1,008 per 4,000 units	2010/09/28	50,000,000	2010/02/25
21313	Macquarie Bank Ltd.	China Overseas European Wts Jun 2010 B	0.15	17	2010/06/21	150,000,000	2010/02/25
21334	Macquarie Bank Ltd.	A50 China European Put Wts Aug 2010	0.151	13.38	2010/08/03	200,000,000	2010/02/25
17360 <sup>#</sup>	Merrill Lynch Int'l & Co. C.V.	Hutchison Euro Wts Jul 11A	0.066	58.89 per 100 units	2011/07/18	600,000,000	2010/02/25
21347	BNP Paribas Arbit Issu B.V.	China Dongxiang Euro Wts Aug10	0.87	5.38 per unit	2010/08/30	35,000,000	2010/02/26
21349	Deutsche Bank AG	China Mobile European Warrants Oct 2011	0.15	66 per 100 units	2011/10/17	300,000,000	2010/02/26
21350	Deutsche Bank AG	HSBC European Warrants Jun 2011 A	0.15	75 per 100 units	2011/06/27	300,000,000	2010/02/26
21351	Deutsche Bank AG	ICBC European Warrants Jul 2010 C	0.31	5.88 per unit	2010/07/26	150,000,000	2010/02/26
21352	Deutsche Bank AG	PetroChina European Warrants May 2011 A	0.15	8.88	2011/05/04	200,000,000	2010/02/26
21363	Goldman Sachs SP (Asia)	HSI European Warrants Jul 2010 D	0.16	18,800 per 12,000 units	2010/07/29	200,000,000	2010/02/26
21364	Goldman Sachs SP (Asia)	HSI European Warrants Jul 2010 E	0.15	19,800 per 9,000 units	2010/07/29	200,000,000	2010/02/26
21365	Goldman Sachs SP (Asia)	HSI European Warrants Aug 2010 F	0.15	19,400 per 12,000 units	2010/08/30	200,000,000	2010/02/26
21366	Goldman Sachs SP (Asia)	HSI European Warrants Aug 2010 G	0.15	20,600 per 9,000 units	2010/08/30	200,000,000	2010/02/26
21367	Goldman Sachs SP (Asia)	HSI European Warrants Aug 2010 H	0.18	20,000 per 8,000 units	2010/08/30	200,000,000	2010/02/26
21353	Goldman Sachs SP (Asia)	HSI European Put Wts May 2010 F	0.2	20,400 per 8,000 units	2010/05/28	200,000,000	2010/02/26
21354	Goldman Sachs SP (Asia)	HSI European Put Wts May 2010 G	0.23	21,200 per 9,000 units	2010/05/28	200,000,000	2010/02/26
21355	Goldman Sachs SP (Asia)	HSI European Put Wts Jun 2010 D	0.15	18,200 per 6,400 units	2010/06/29	200,000,000	2010/02/26
21356	Goldman Sachs SP (Asia)	HSI European Put Wts Jun 2010 E	0.28	21,200 per 8,500 units	2010/06/29	200,000,000	2010/02/26
21357	Goldman Sachs SP (Asia)	HSI European Put Wts Jul 2010 A	0.15	18,800 per 10,000 units	2010/07/29	200,000,000	2010/02/26
21358	Goldman Sachs SP (Asia)	HSI European Put Wts Jul 2010 B	0.2	19,600 per 8,000 units	2010/07/29	200,000,000	2010/02/26
21359	Goldman Sachs SP (Asia)	HSI European Put Wts Jul 2010 C	0.25	20,800 per 9,000 units	2010/07/29	200,000,000	2010/02/26
21360	Goldman Sachs SP (Asia)	HSI European Put Wts Aug 2010 B	0.25	19,200 per 7,000 units	2010/08/30	200,000,000	2010/02/26
21361	Goldman Sachs SP (Asia)	HSI European Put Wts Aug 2010 C	0.19	19,600 per 9,000 units	2010/08/30	200,000,000	2010/02/26
21362	Goldman Sachs SP (Asia)	HSI European Put Wts Aug 2010 D	0.25	20,200 per 8,500 units	2010/08/30	200,000,000	2010/02/26
21344	HK Bank	HSI European Put Warrants Aug 2010	0.25	19,400 per 9,000 units	2010/08/30	180,000,000	2010/02/26
21339	HK Bank	HSI European Warrants Aug 2010 A	0.25	19,600 per 10,000 units	2010/08/30	200,000,000	2010/02/26
21340	HK Bank	HSI European Warrants Aug 2010 B	0.25	21,800 per 9,000 units	2010/08/30	238,000,000	2010/02/26
21338	Macquarie Bank Ltd.	Ju Teng Intl European Warrants Nov 10	0.25	8	2010/11/29	200,000,000	2010/02/26
21341	SGA Societe Generale Acceptance N.V.	CLife Eu Wt Sep 2010B	0.25	38.8	2010/09/06	200,000,000	2010/02/26
21342	SGA Societe Generale Acceptance N.V.	CP&CC Eur Wt Oct 2011	0.15	6.2	2011/10/03	500,000,000	2010/02/26
21343	SGA Societe Generale Acceptance N.V.	Ch Ship Cont Eu Wt Sep10	0.83	3.30 per unit	2010/09/06	80,000,000	2010/02/26
21345	SGA Societe Generale Acceptance N.V.	Foxconn Eu Wts Dec 10	0.25	9	2010/12/20	150,000,000	2010/02/26
21346	SGA Societe Generale Acceptance N.V.	Nine Dragons Eu Wt Dec10	0.25	11.58	2010/12/06	150,000,000	2010/02/26
21348	UBS AG	China Mobile European Put Warrants Jun 2011	0.15	74 per 100 units	2011/06/07	100,000,000	2010/02/26
21370	BNP Paribas Arbit Issu B.V.	HSI European Wts Jul 2010 F	0.17	20,400 per 10,000 units	2010/07/29	200,000,000	2010/03/01
21371	BNP Paribas Arbit Issu B.V.	HSI Euro Put Wts Jun 2010 H	0.23	20,200 per 8,800 units	2010/06/29	200,000,000	2010/03/01
21374	BNP Paribas Arbit Issu B.V.	HSI Euro Put Wts Jul 2010 G	0.23	19,600 per 8,000 units	2010/07/29	200,000,000	2010/03/01
21372	Deutsche Bank AG	WISE CSI European Warrants Sep 2010	0.27	35	2010/09/06	100,000,000	2010/03/01
21376	Deutsche Bank AG	WISE CSI European Put Warrants Sep 2010	0.25	30	2010/09/06	100,000,000	2010/03/01
21375	Goldman Sachs SP (Asia)	BOCL European Warrants Jun 2010 C	0.15	4.28 per unit	2010/06/11	200,000,000	2010/03/01
21377	Goldman Sachs SP (Asia)	BOCL European Warrants Jul 2010 B	0.27	3.88 per unit	2010/07/19	200,000,000	2010/03/01
21378	Goldman Sachs SP (Asia)	BOCL European Warrants Jul 2010 C	0.16	4.28 per unit	2010/07/29	200,000,000	2010/03/01

## Newly listed derivative warrants (continued)

Code	Issuer	Name of issue	Issue prices (HK\$)	Strike level/ Subscription price (HK\$) per 10 units	Subscription/ exercise period	Unit issued on initial listing	Listing date
21379	Goldman Sachs SP (Asia)	BOCL European Warrants Aug 2010 B	0.15	4.50 per unit	2010/08/31	200,000,000	2010/03/01
21380	Goldman Sachs SP (Asia)	CC Bank European Wts Jul 2010 C	0.17	6.88 per unit	2010/07/12	200,000,000	2010/03/01
21381	Goldman Sachs SP (Asia)	CC Bank European Wts Aug 2010 B	0.31	6.65 per unit	2010/08/30	200,000,000	2010/03/01
21382	Goldman Sachs SP (Asia)	CC Bank European Wts Aug 2010 C	0.15	7.68 per unit	2010/08/30	200,000,000	2010/03/01
21383	Goldman Sachs SP (Asia)	China Mobile Euro Wts Jun 2010 D	0.37	78	2010/06/07	200,000,000	2010/03/01
21384	Goldman Sachs SP (Asia)	China Mobile Euro Wts Jul 2010 B	0.15	96	2010/07/29	200,000,000	2010/03/01
21385	Goldman Sachs SP (Asia)	China Mobile Euro Wts Aug 2010 B	0.21	91.8	2010/08/30	200,000,000	2010/03/01
21388	Goldman Sachs SP (Asia)	CNOOC European Warrants Dec 2010	0.15	13	2010/12/22	200,000,000	2010/03/01
21386	Goldman Sachs SP (Asia)	Sinopec Corp European Warrants Jul10	0.21	7 per unit	2010/07/21	200,000,000	2010/03/01
21387	Goldman Sachs SP (Asia)	Sinopec Corp European Warrants Aug10	0.27	6.98 per unit	2010/08/30	200,000,000	2010/03/01
21373	Goldman Sachs SP (Asia)	A50 China European Wts Jun 2010	0.19	16.18 per unit	2010/06/29	200,000,000	2010/03/01
21390	Goldman Sachs SP (Asia)	HSBC European Warrants Sep 2010 A	0.27	98	2010/09/01	200,000,000	2010/03/01
21389	Goldman Sachs SP (Asia)	HSBC European Warrants Jun 2010 C	0.16	93.87	2010/06/01	200,000,000	2010/03/01
21368	HK Bank	A50 China European Put Warrants Jan 2011	0.25	12.28	2011/01/31	180,000,000	2010/03/01
21369	Macquarie Bank Ltd.	HSI European Put Warrants Aug 2010 E	0.15	18,400 per 8,000 units	2010/08/30	300,000,000	2010/03/01
17365*	CC Rabobank B.A.	Sinopec Corp European Warrants Dec 2010A	0.052	6.58	2010/12/28	200,000,000	2010/03/01
21397	Deutsche Bank AG	China Life European Warrants Aug 2010 E	0.15	42.88	2010/08/02	300,000,000	2010/03/02
21398	Deutsche Bank AG	HSBC European Warrants Sep 2010 B	0.51	92	2010/09/06	200,000,000	2010/03/02
21396	Deutsche Bank AG	HSI European Warrants Aug 2010 E	0.17	21,000 per 8,000 units	2010/08/30	300,000,000	2010/03/02
21400	Deutsche Bank AG	HSI European Put Warrants Aug 2010 G	0.21	20,600 per 9,000 units	2010/08/30	300,000,000	2010/03/02
21391	HK Bank	Sinopharm European Warrants Sep 2010	0.25	43.88	2010/09/02	80,000,000	2010/03/02
21392	HK Bank	SHK Ppt European Warrants Nov 2010	0.15	100.88 per 100 units	2010/11/22	150,000,000	2010/03/02
21394	RB of Scotland N.V.	China Mobile European Wts Jun 2010 A	0.307	82.88	2010/06/28	200,000,000	2010/03/02
21395	RB of Scotland N.V.	China Mobile European Wts Jun 2010 B	0.202	88	2010/06/28	200,000,000	2010/03/02
21393	RB of Scotland N.V.	Sinopharm European Warrants Oct 2010	0.574	39.88	2010/10/11	100,000,000	2010/03/02
21415	BNP Paribas Arbit Issu B.V.	Fushan Energy Euro Wts Jan11	0.25	7.12	2011/01/04	100,000,000	2010/03/03
21403	BNP Paribas Arbit Issu B.V.	A50 China Euro Wts Oct 2010	0.25	11.38	2010/10/05	100,000,000	2010/03/03
21402	BNP Paribas Arbit Issu B.V.	Ping An European Wts Sep 2010	0.27	72.88	2010/09/06	100,000,000	2010/03/03
21416	BNP Paribas Arbit Issu B.V.	Sino-Ocean Land Euro Wts Jun11	0.25	6.3	2011/06/07	100,000,000	2010/03/03
21412	Deutsche Bank AG	CC Bank European Warrants Aug 2010 B	0.31	6.50 per unit	2010/08/09	150,000,000	2010/03/03
21399	HK Bank	CNOOC European Warrants Dec 2010 B	0.15	13.02	2010/12/08	180,000,000	2010/03/03
21413	J P Morgan SP BV	HSBC European Warrants Sep 2010 A	0.25	100	2010/09/03	100,000,000	2010/03/03
21414	J P Morgan SP BV	ICBC European Warrants Sep 2010 A	0.25	6 per unit	2010/09/03	100,000,000	2010/03/03
21409	Macquarie Bank Ltd.	China Tel European Warrants Oct 2010	0.253	4 per unit	2010/10/05	200,000,000	2010/03/03
21405	Macquarie Bank Ltd.	CC Bank European Warrants Jun 2010	0.229	6.49 per unit	2010/06/25	200,000,000	2010/03/03
21406	Macquarie Bank Ltd.	CC Bank European Warrants Sep 2010	0.273	6.80 per unit	2010/09/03	200,000,000	2010/03/03
21404	Macquarie Bank Ltd.	Ch Comm Cons European Wts Jul 2011	0.15	8.68	2011/07/25	200,000,000	2010/03/03
21407	Macquarie Bank Ltd.	Sinopec Corp European Wts Sep 2010	0.255	7 per unit	2010/09/03	200,000,000	2010/03/03
21408	Macquarie Bank Ltd.	Chi Res Power European Warrants Oct 10	0.252	19	2010/10/05	200,000,000	2010/03/03
21410	Macquarie Bank Ltd.	Geely Auto European Warrants Sep 2010	0.426	4.70 per unit	2010/09/03	200,000,000	2010/03/03
21411	Macquarie Bank Ltd.	Tencent European Warrants Oct 2010 A	0.251	160 per 100 units	2010/10/05	300,000,000	2010/03/03
21401	UBS AG	HSBC European Warrants Aug 2010 A	0.3	93.99	2010/08/16	80,000,000	2010/03/03
20216*	SGA Societe Generale Acceptance N.V.	ICBC Eu Wt Jul 2010 B	0.119	6.40 per unit	2010/07/19	120,000,000	2010/03/03

## Newly listed derivative warrants (continued)

Code	Issuer	Name of issue	Issue prices (HK\$)	Strike level/ Subscription price (HK\$) per 10 units	Subscription/ exercise period	Unit issued on initial listing	Listing date
21424	HK Bank	Fushan Energy European Warrants Jan 2011	0.25	7.5	2011/01/12	180,000,000	2010/03/04
21422	Macquarie Bank Ltd.	BOCL European Put Warrants Sep 2010	0.254	3.40 per unit	2010/09/06	100,000,000	2010/03/04
21421	Macquarie Bank Ltd.	Sino Ocean Land European Warrants Dec10	0.25	8.5	2010/12/29	200,000,000	2010/03/04
21423	Macquarie Bank Ltd.	Zijin Mining European Put Wts Sep 2011	0.25	6.65	2011/09/02	200,000,000	2010/03/04
21419	Merrill Lynch Int'l & Co. C.V.	BOCL European Wts May 2011	0.305	4.69 per unit	2011/05/16	100,000,000	2010/03/04
21420	Merrill Lynch Int'l & Co. C.V.	BOCL European Put Wts Oct10A	0.31	3.39 per unit	2010/10/25	100,000,000	2010/03/04
21417	Merrill Lynch Int'l & Co. C.V.	HSI European Warrants Jan11A	0.255	20,500 per 8,000 units	2011/01/28	200,000,000	2010/03/04
21418	Merrill Lynch Int'l & Co. C.V.	HSI European Put Wts Dec 10F	0.26	20,500 per 10,000 units	2010/12/30	200,000,000	2010/03/04
21433	BNP Paribas Arbit Issu B.V.	ICBC European Wts Dec 2010 B	0.31	6.68 per unit	2010/12/06	200,000,000	2010/03/05
21436	Credit Suisse AG	Sinopec Corp European Warrants Jun 2010 C	0.15	6.28 per unit	2010/06/14	200,000,000	2010/03/05
21437	Credit Suisse AG	Sinopharm European Warrants Sep 2010	0.25	38.88	2010/09/27	100,000,000	2010/03/05
21447	Deutsche Bank AG	BankComm European Warrants Oct 2010 B	0.15	8	2010/10/25	150,000,000	2010/03/05
21448	Deutsche Bank AG	CC Bank European Warrants Sep 2010 A	0.52	6 per unit	2010/09/06	200,000,000	2010/03/05
21427	Macquarie Bank Ltd.	Bank of EA European Warrants Nov 2010	0.276	34	2010/11/02	200,000,000	2010/03/05
21428	Macquarie Bank Ltd.	BYD European Warrants Nov 2010	0.15	68.88 per 100 units	2010/11/26	250,000,000	2010/03/05
21429	Macquarie Bank Ltd.	Dongfeng Motor European Wts Oct 2010	0.25	11	2010/10/28	150,000,000	2010/03/05
21425	Macquarie Bank Ltd.	A50 China European Warrants Aug 2010	0.152	13.1	2010/08/30	300,000,000	2010/03/05
21426	Macquarie Bank Ltd.	A50 China European Warrants Jan 2011 A	0.152	15	2011/01/26	300,000,000	2010/03/05
21438	CC Rabobank B.A.	Alibaba European Warrants Sep 2010	0.27	20	2010/09/22	100,000,000	2010/03/05
21440	CC Rabobank B.A.	China Tel European Warrants Oct 2010	0.23	3.99 per unit	2010/10/04	80,000,000	2010/03/05
21439	CC Rabobank B.A.	Sinopec Corp European Warrants Oct 2010	0.25	7.40 per unit	2010/10/28	80,000,000	2010/03/05
21441	CC Rabobank B.A.	Denway Motors European Warrants Sep 2010	0.5	5.60 per unit	2010/09/14	80,000,000	2010/03/05
21442	CC Rabobank B.A.	HSBC European Warrants Nov 2010 B	0.41	94	2010/11/29	100,000,000	2010/03/05
21443	CC Rabobank B.A.	HSBC European Warrants Nov 2010 C	0.41	98	2010/11/29	100,000,000	2010/03/05
21444	CC Rabobank B.A.	ICBC European Warrants Oct 2010	0.25	6.80 per unit	2010/10/28	80,000,000	2010/03/05
21445	CC Rabobank B.A.	Nine Dragons European Warrants Oct 2010	0.25	11.6	2010/10/28	150,000,000	2010/03/05
21446	CC Rabobank B.A.	Sino Ocean Land European Warrants Dec 10	0.25	7.4	2010/12/21	300,000,000	2010/03/05
21430	SGA Societe Generale Acceptance N.V.	CCoal Eur Wt Nov 2010	0.25	13.4	2010/11/22	200,000,000	2010/03/05
21431	SGA Societe Generale Acceptance N.V.	HSBC Eu Wt Aug 2010 D	0.2	104.88	2010/08/30	100,000,000	2010/03/05
21432	SGA Societe Generale Acceptance N.V.	Ping An Eu Wt Sep 10	0.56	64	2010/09/27	60,000,000	2010/03/05
21434	UBS AG	Ping An European Warrants Sep 2010	0.25	68.88	2010/09/13	100,000,000	2010/03/05
21435	UBS AG	Sinopharm European Warrants Dec 2010 A	0.41	44.88	2010/12/20	100,000,000	2010/03/05
03489 <sup>#</sup>	KBC Fin Products Int'l Ltd.	HSBC European Wts Dec 2010 B	0.070	90 per 100 unit	2010/12/06	482,000,000	2010/03/05
19959 <sup>#</sup>	UBS AG	HSBC European Warrants Oct 2010 A	0.07	83.60 per 93 units	2010/10/25	400,000,000	2010/03/05
19958 <sup>#</sup>	UBS AG	HSBC European Warrants Jun 2010 B	0.097	98.88	2010/06/28	120,000,000	2010/03/05
21449	BOCI Asia Ltd.	A50 China European Warrants Sep 2010	0.15	13.12	2010/09/06	100,000,000	2010/03/08
21450	BOCI Asia Ltd.	ICBC European Warrants Jul 2010	0.25	6.20 per unit	2010/07/29	100,000,000	2010/03/08
21460	BNP Paribas Arbit Issu B.V.	Cheung Kong Euro Wt Dec 2010	0.16	88.90 per 100 units	2010/12/07	100,000,000	2010/03/08
21461	BNP Paribas Arbit Issu B.V.	Hutchison European Wts Sep 10	0.29	65	2010/09/09	100,000,000	2010/03/08
21464	Deutsche Bank AG	A50 China European Warrants Aug 2010 B	0.15	13.1	2010/08/30	300,000,000	2010/03/08
21463	Deutsche Bank AG	HSBC European Warrants Sep 2010 C	0.35	99	2010/09/13	200,000,000	2010/03/08
21468	KBC Fin Products Int'l Ltd.	China Tel Euro Wts Sep 2010	0.25	3.68 per unit	2010/09/08	108,000,000	2010/03/08
21465	KBC Fin Products Int'l Ltd.	CC Bank Euro Put Wts Jul 2010	0.49	5.99 per unit	2010/07/02	88,000,000	2010/03/08

## Newly listed derivative warrants (continued)

Code	Issuer	Name of issue	Issue prices (HK\$)	Strike level/ Subscription price (HK\$) per 10 units	Subscription/ exercise period	Unit issued on initial listing	Listing date
21466	KBC Fin Products Int'l Ltd.	Sinopec Euro Wts Jul 2010 B	0.43	6.51 per unit	2010/07/26	128,000,000	2010/03/08
21467	KBC Fin Products Int'l Ltd.	Sinopec Euro Wts Sep 2010	0.29	6.98 per unit	2010/09/01	138,000,000	2010/03/08
21469	KBC Fin Products Int'l Ltd.	Tencent Holdings Eu Wt Sep10B	0.18	166.88 per 100 units	2010/09/01	138,000,000	2010/03/08
21451	SGA Societe Generale Acceptance N.V.	HSI Eur Wt Jul 2010 E	0.15	20,800 per 10,000 units	2010/07/29	300,000,000	2010/03/08
21452	SGA Societe Generale Acceptance N.V.	HSI Eur Wt Aug 2010 A	0.184	21,500 per 7,500 units	2010/08/30	300,000,000	2010/03/08
21453	SGA Societe Generale Acceptance N.V.	HSI Eur Wt Aug 2010 B	0.18	22,000 per 6,700 units	2010/08/30	300,000,000	2010/03/08
21454	SGA Societe Generale Acceptance N.V.	HSI Eu Put Wt Aug10C	0.16	19,500 per 7,500 units	2010/08/30	300,000,000	2010/03/08
21455	SGA Societe Generale Acceptance N.V.	HSI Eu Put Wt Aug10D	0.178	20,000 per 8,000 units	2010/08/30	300,000,000	2010/03/08
21456	SGA Societe Generale Acceptance N.V.	HSI Eu Put Wt Aug10E	0.187	20,500 per 9,000 units	2010/08/30	300,000,000	2010/03/08
21457	SGA Societe Generale Acceptance N.V.	ICBC Eu Wt Jul 2010 D	0.22	6.50 per unit	2010/07/28	120,000,000	2010/03/08
21458	SGA Societe Generale Acceptance N.V.	JIANC Eu Wts Sep10B	0.25	18.4	2010/09/27	75,000,000	2010/03/08
21459	SGA Societe Generale Acceptance NV	Yanzhou Coal Eu Wt Sep10B	0.25	18.48	2010/09/27	75,000,000	2010/03/08
21462	UBS AG	HSI European Warrants Aug 2010 B	0.15	21,800 per 9,000 units	2010/08/30	200,000,000	2010/03/08
20909 <sup>#</sup>	Macquarie Bank Ltd.	CC Bank European Warrants May 2010 B	0.081	7.09 per unit	2010/05/05	200,000,000	2010/03/08
21007 <sup>#</sup>	Macquarie Bank Ltd.	HSBC European Warrants Jun 2010	0.1	93.88	2010/06/02	300,000,000	2010/03/08
18135 <sup>#</sup>	KBC Fin Products Int'l Ltd.	Ch Mobile Euro Wt Aug 2010 A	0.045	75.88 per 100 units	2010/08/03	880,000,000	2010/03/08
21470	Barclays Bank plc	CHALCO European Warrants Oct 2010 B	0.15	8.4	2010/10/04	200,000,000	2010/03/09
21472	Barclays Bank plc	BankComm European Warrants Nov 2010	0.16	8	2010/11/01	200,000,000	2010/03/09
21471	Barclays Bank plc	BankComm European Put Warrants Sep 2010	0.15	8.4	2010/09/06	200,000,000	2010/03/09
21474	Barclays Bank plc	HKEx European Warrants Oct 2010 B	0.19	130 per 100 units	2010/10/04	200,000,000	2010/03/09
21473	Barclays Bank plc	HKEx European Put Warrants Sep 2010 B	0.15	122.88 per 100 units	2010/09/06	200,000,000	2010/03/09
21483	KBC Fin Products Int'l Ltd.	BOCL European Wts Sep 2010 B	0.27	4.08 per unit	2010/09/09	108,000,000	2010/03/09
21484	KBC Fin Products Int'l Ltd.	China Life Euro Wts Aug 2010 C	0.18	39.18	2010/08/02	268,000,000	2010/03/09
21485	KBC Fin Products Int'l Ltd.	China Life Euro Wts Sep 2010 A	0.25	35.88	2010/09/09	238,000,000	2010/03/09
21487	KBC Fin Products Int'l Ltd.	Ch Mobile Euro Wt Sep 2010 B	0.78	70.88	2010/09/09	88,000,000	2010/03/09
21488	KBC Fin Products Int'l Ltd.	Ch Mobile Euro Wt Sep 2010 C	0.42	79.18	2010/09/09	138,000,000	2010/03/09
21489	KBC Fin Products Int'l Ltd.	CNOOC European Wts Aug 2010 C	0.15	12.7	2010/08/18	228,000,000	2010/03/09
21490	KBC Fin Products Int'l Ltd.	CNOOC Euro Put Wts Nov 2010	0.17	11.98	2010/11/01	168,000,000	2010/03/09
21491	KBC Fin Products Int'l Ltd.	A50 Ch Euro Wts Nov 2010 B	0.19	12.68	2010/11/22	158,000,000	2010/03/09
21492	KBC Fin Products Int'l Ltd.	A50 Ch Euro Wts Jan 2011	0.15	13.88	2011/01/05	198,000,000	2010/03/09
21493	KBC Fin Products Int'l Ltd.	A50 Ch European Put Wts Aug10D	0.2	14.4	2010/08/23	100,000,000	2010/03/09
21475	Macquarie Bank Ltd.	C Transmission European Warrants Oct10	0.251	18.88	2010/10/11	200,000,000	2010/03/09
21476	CC Rabobank B.A.	Agile Ppt European Warrants Nov 2010	0.25	11.6	2010/11/29	150,000,000	2010/03/09
21477	CC Rabobank B.A.	BankComm European Warrants Oct 2010	0.49	10.80 per unit	2010/10/06	80,000,000	2010/03/09
21480	CC Rabobank B.A.	A50 China European Put Warrants Oct 2010	0.25	14	2010/10/28	150,000,000	2010/03/09
21481	CC Rabobank B.A.	A50 China European Put Warrants Apr 2011	0.25	12.8	2011/04/06	150,000,000	2010/03/09
21482	CC Rabobank B.A.	HSI European Warrants Jul 2010 B	0.15	22,400 per 10,000 units	2010/07/29	200,000,000	2010/03/09
21486	CC Rabobank B.A.	HSI European Put Warrants Jul 2010 D	0.21	20,800 per 9,000 units	2010/07/29	200,000,000	2010/03/09
21478	CC Rabobank B.A.	ICBC European Warrants Mar 2011	0.3	7.40 per unit	2011/03/30	100,000,000	2010/03/09
21479	CC Rabobank B.A.	Ping An European Warrants Sep 2010	0.49	70	2010/09/20	80,000,000	2010/03/09
18325 <sup>#</sup>	Merrill Lynch Int'l & Co. C.V.	HSBC Euro Wts Oct 2010	0.069	83.593 per 93 units	2010/10/25	200,000,000	2010/03/09
18581 <sup>#</sup>	Merrill Lynch Int'l & Co. C.V.	HSBC Euro Wts Nov 2010	0.041	92.593 per 93 units	2010/11/29	400,000,000	2010/03/09
18884 <sup>#</sup>	UBS AG	China Mobile European Warrants Nov 2010	0.038	83.80 per 100 units	2010/11/29	300,000,000	2010/03/09

## Newly listed derivative warrants (continued)

Code	Issuer	Name of issue	Issue prices (HK\$)	Strike level/ Subscription price (HK\$) per 10 units	Subscription/ exercise period	Unit issued on initial listing	Listing date
21508	Citigroup Global Mkt H Inc.	Agile Ppt European Wts Dec 10	0.25	13	2010/12/30	160,000,000	2010/03/10
21509	Citigroup Global Mkt H Inc.	Ch Overseas Euro Wts Dec 2010	0.25	18.8	2010/12/30	160,000,000	2010/03/10
21512	Citigroup Global Mkt H Inc.	CC Bank Euro Put Wts Nov 2010	0.15	6.88	2010/11/02	267,000,000	2010/03/10
21513	Citigroup Global Mkt H Inc.	A50 China Eur Put Wts Dec 2010	0.25	13.88	2010/12/30	160,000,000	2010/03/10
21510	Citigroup Global Mkt H Inc.	ICBC European Wts Oct 2010	0.25	6.80 per unit	2010/10/25	160,000,000	2010/03/10
21511	Citigroup Global Mkt H Inc.	Poly HK Inv Euro Wts Dec10	0.25	12	2010/12/30	160,000,000	2010/03/10
21514	KBC Fin Products Int'l Ltd.	BOCL Euro Put Wts Aug 2010	0.38	4 per unit	2010/08/03	100,000,000	2010/03/10
21515	KBC Fin Products Int'l Ltd.	BYD European Warrants Oct 2010	0.15	79.88 per 100 units	2010/10/05	128,000,000	2010/03/10
21516	KBC Fin Products Int'l Ltd.	BYD European Warrants Nov 2010	0.15	68.88 per 100 units	2010/11/15	128,000,000	2010/03/10
21517	KBC Fin Products Int'l Ltd.	BYD European Warrants Dec 2010	0.25	54 per 100 units	2010/12/01	118,000,000	2010/03/10
21518	Macquarie Bank Ltd.	ICBC European Warrants Oct 2010	0.252	7 per unit	2010/10/05	200,000,000	2010/03/10
21496	Merrill Lynch Int'l & Co. C.V.	Hutchison Euro Wts Jun 2010	0.249	58.05	2010/06/24	100,000,000	2010/03/10
21494	RB of Scotland N.V.	HSI European Warrants Jun 2010	0.15	21,000 per 10,000 units	2010/06/29	400,000,000	2010/03/10
21495	RB of Scotland N.V.	HSI European Warrants Jul 2010	0.15	21,600 per 10,000 units	2010/07/29	400,000,000	2010/03/10
21498	RB of Scotland N.V.	HSI European Put Warrants Jun 2010 B	0.168	20,200 per 8,800 units	2010/06/29	400,000,000	2010/03/10
21497	SGA Societe Generale Acceptance N.V.	Ch Mob Eu Wt Jul 10B	0.21	88	2010/07/12	100,000,000	2010/03/10
21499	SGA Societe Generale Acceptance N.V.	CP&CC Eur Wt Jul 10D	0.4	6.50 per unit	2010/07/26	100,000,000	2010/03/10
21500	SGA Societe Generale Acceptance N.V.	CP&CC Eur Wt Aug 10D	0.63	6.20 per unit	2010/08/30	100,000,000	2010/03/10
21501	SGA Societe Generale Acceptance N.V.	CP&CC Eur Wt Oct 2010	0.47	6.80 per unit	2010/10/11	100,000,000	2010/03/10
21504	SGA Societe Generale Acceptance N.V.	A50 Ch Eu Wt Aug 10B	0.165	12.48	2010/08/02	300,000,000	2010/03/10
21505	SGA Societe Generale Acceptance N.V.	A50 Ch Eu Wt Sep 2010	0.15	13.1	2010/09/06	300,000,000	2010/03/10
21503	SGA Societe Generale Acceptance N.V.	HKEx Eu Wt Oct 2010	0.15	145 per 100 units	2010/10/18	300,000,000	2010/03/10
21502	SGA Societe Generale Acceptance N.V.	HKEx Eu Wt Aug 2010 C	0.15	140.88 per 100 units	2010/08/02	300,000,000	2010/03/10
21506	UBS AG	BOCL European Warrants Aug 2010	0.15	4.38 per unit	2010/08/02	100,000,000	2010/03/10
21507	UBS AG	China EB Ltd European Warrants Oct 2010	0.25	22.88	2010/10/11	100,000,000	2010/03/10
17446 <sup>#</sup>	Merrill Lynch Int'l & Co. C.V.	Ch Mobile Eur Wt Oct 2010 A	0.022	86.65 per 100 units	2010/10/11	600,000,000	2010/03/10
19940 <sup>#</sup>	Merrill Lynch Int'l & Co. C.V.	HSI European Warrants May10E	0.033	22,200 per 11,000 units	2010/05/28	500,000,000	2010/03/10
21525	BNP Paribas Arbit Issu B.V.	BOCL European Wts Nov 2010 B	0.53	3.68 per unit	2010/11/01	200,000,000	2010/03/11
21524	Deutsche Bank AG	HSBC European Put Warrants Jun 2010 F	0.49	78	2010/06/28	200,000,000	2010/03/11
21519	CC Rabobank B.A.	China Coal European Warrants Dec 2010	0.25	14.8	2010/12/30	150,000,000	2010/03/11
21520	CC Rabobank B.A.	C Transmission European Warrants Sep 2010	0.25	20	2010/09/29	100,000,000	2010/03/11
21522	CC Rabobank B.A.	Minsheng Bank European Warrants Mar 2011	0.15	9.08	2011/03/23	200,000,000	2010/03/11
21521	CC Rabobank B.A.	Chi Res Land European Warrants Oct 2010	0.25	18.8	2010/10/28	100,000,000	2010/03/11
21523	CC Rabobank B.A.	MTRC European Warrants Sep 2010	0.25	29.6	2010/09/29	100,000,000	2010/03/11
19773 <sup>#</sup>	SGA Societe Generale Acceptance N.V.	Ch Mob Eu Wt Jun 10C	0.219	78	2010/06/14	140,000,000	2010/03/11
18883 <sup>#</sup>	UBS AG	China Mobile European Warrants Aug 2010	0.043	75.88 per 100 units	2010/08/02	300,000,000	2010/03/11
21533	Deutsche Bank AG	BOCL European Warrants Sep 2010	0.25	4.58 per unit	2010/09/13	200,000,000	2010/03/12
21534	Deutsche Bank AG	China Mobile European Warrants Aug 2010 D	0.24	85	2010/08/23	300,000,000	2010/03/12
21532	HK Bank	China Mobile European Warrants Jun 2010	0.15	83.02	2010/06/22	160,000,000	2010/03/12
21531	HK Bank	C Transmission European Warrants Sep 2010	0.25	20.18	2010/09/13	80,000,000	2010/03/12
21527	J P Morgan SP BV	Sinopec Corp European Warrants Sep 2010	0.25	6.90 per unit	2010/09/13	80,000,000	2010/03/12
21528	J P Morgan SP BV	HSBC European Warrants Sep 2010 B	0.25	92.8	2010/09/13	100,000,000	2010/03/12
21529	J P Morgan SP BV	ICBC European Warrants Sep 2010 B	0.25	6.38 per unit	2010/09/13	100,000,000	2010/03/12

## Newly listed derivative warrants (continued)

Code	Issuer	Name of issue	Issue prices (HK\$)	Strike level/ Subscription price (HK\$) per 10 units	Subscription/ exercise period	Unit issued on initial listing	Listing date
21530	J P Morgan SP BV	PetroChina European Warrants Sep 2010	0.3	10 per unit	2010/09/13	80,000,000	2010/03/12
21526	Macquarie Bank Ltd.	China Mobile European Wts Jun 2010 B	0.157	80.88	2010/06/14	200,000,000	2010/03/12
21535	UBS AG	China Life European Warrants Sep 2010 A	0.25	37.88	2010/09/13	200,000,000	2010/03/12
21536	UBS AG	Tencent Holdings European Warrants Aug 2010 B	0.2	158 per 100 units	2010/08/25	200,000,000	2010/03/12
21537	UBS AG	Tencent Holdings European Warrants Aug 2010 C	0.15	174.88 per 100 units	2010/08/31	200,000,000	2010/03/12
19115 <sup>#</sup>	BNP Paribas Arbit Issu B.V.	China Life Euro Wts Jul 2010 A	0.216	36.38	2010/07/05	300,000,000	2010/03/12
19761 <sup>#</sup>	Deutsche Bank AG	China Life European Warrants May 2010 C	0.15	36.88	2010/05/03	400,000,000	2010/03/12
20202 <sup>#</sup>	CC Rabobank B.A.	CNPC European Warrants Nov 2010	0.091	11.88	2010/11/12	150,000,000	2010/03/12
21541	Credit Suisse AG	China Mobile European Warrants Jul 2010	0.15	78.9	2010/07/19	200,000,000	2010/03/15
21540	Credit Suisse AG	CC Bank European Warrants Jul 2010 B	0.15	6.99 per unit	2010/07/26	200,000,000	2010/03/15
21542	Credit Suisse AG	HSBC European Wts Jul 2010	0.15	89.98	2010/07/26	200,000,000	2010/03/15
21551	Deutsche Bank AG	CNOOC European Warrants Nov 2010 A	0.18	12.28	2010/11/15	200,000,000	2010/03/15
21552	Deutsche Bank AG	HSBC European Warrants Aug 2010	0.79	80	2010/08/23	200,000,000	2010/03/15
21554	Deutsche Bank AG	HSI European Warrants Aug 2010 H	0.15	21,800 per 9,000 units	2010/08/30	300,000,000	2010/03/15
21555	Deutsche Bank AG	HSI European Put Warrants Jul 2010 F	0.2	21,200 per 9,000 units	2010/07/29	300,000,000	2010/03/15
21553	Deutsche Bank AG	PetroChina European Warrants Aug 2010 B	0.15	8.38	2010/08/02	200,000,000	2010/03/15
21538	J P Morgan SP BV	CM Bank European Warrants Sep 2010 A	0.253	20.88	2010/09/15	200,000,000	2010/03/15
21539	J P Morgan SP BV	JX Copper European Warrants Sep 2010	0.253	17.88	2010/09/15	180,000,000	2010/03/15
21547	KBC Fin Products Int'l Ltd.	HSI Euro Put Wts Jul 2010	0.23	21,600 per 8,800 units	2010/07/29	200,000,000	2010/03/15
21546	KBC Fin Products Int'l Ltd.	HSI European Wts Aug 2010 C	0.25	20,000 per 8,000 units	2010/08/30	200,000,000	2010/03/15
21543	KBC Fin Products Int'l Ltd.	HSI European Wts Sep 2010 A	0.25	20,600 per 10,000 units	2010/09/29	200,000,000	2010/03/15
21544	KBC Fin Products Int'l Ltd.	HSI European Wts Sep 2010 B	0.25	21,000 per 11,000 units	2010/09/29	200,000,000	2010/03/15
21545	KBC Fin Products Int'l Ltd.	HSI European Wts Sep 2010 C	0.25	21,600 per 10,000 units	2010/09/29	200,000,000	2010/03/15
21549	KBC Fin Products Int'l Ltd.	HSI Euro Put Wts Sep 2010 D	0.25	21,200 per 10,000 units	2010/09/29	200,000,000	2010/03/15
21550	KBC Fin Products Int'l Ltd.	HSI Euro Put Wts Sep 2010 E	0.25	22,000 per 11,500 units	2010/09/29	200,000,000	2010/03/15
21548	RB of Scotland N.V.	Tencent Holdings European Wts Aug 10B	0.15	188.08 per 100 units	2010/08/16	250,000,000	2010/03/15
14748 <sup>#</sup>	Merrill Lynch Int'l & Co. C.V.	Ping An Euro Wts Jun 2010	0.117	53.10 per 100 units	2010/06/23	200,000,000	2010/03/15
21560	Barclays Bank plc	Minsheng Bank European Warrants Mar 2011	0.15	9.07	2011/03/28	150,000,000	2010/03/16
21561	Barclays Bank plc	CNBM European Warrants Oct 2010	0.25	15.88	2010/10/11	150,000,000	2010/03/16
21562	Barclays Bank plc	R&F Ppt European Warrants Oct 2010	0.25	14	2010/10/25	150,000,000	2010/03/16
21564	Barclays Bank plc	Sinopharm European Warrants Aug 2010	0.46	36.87	2010/08/09	150,000,000	2010/03/16
21563	Barclays Bank plc	Sino-Ocean Land European Warrants May2011	0.25	7.78	2011/05/30	150,000,000	2010/03/16
21575	BNP Paribas Arbit Issu B.V.	China Life Euro Wts Oct 2010 B	0.3	38	2010/10/06	200,000,000	2010/03/16
21567	Deutsche Bank AG	HSI European Warrants Sep 2010 A	0.25	22,400 per 8,000 units	2010/09/29	300,000,000	2010/03/16
21556	HK Bank	China Shenhua European Warrants Aug 2010 B	0.15	42.02	2010/08/16	160,000,000	2010/03/16
21572	KBC Fin Products Int'l Ltd.	CC Bank Euro Wts Sep 2010 A	0.3	6.68 per unit	2010/09/16	128,000,000	2010/03/16
21573	KBC Fin Products Int'l Ltd.	HKEx European Warrants Oct2010	0.15	145 per 100 units	2010/10/15	138,000,000	2010/03/16
21574	KBC Fin Products Int'l Ltd.	ICBC European Wts Aug 2010	0.15	7.68 per unit	2010/08/03	128,000,000	2010/03/16
21557	Macquarie Bank Ltd.	Angang Steel European Wts Oct 2010	0.251	17	2010/10/05	200,000,000	2010/03/16
21558	Macquarie Bank Ltd.	China Shenhua European Wts Oct 2010	0.386	40	2010/10/05	200,000,000	2010/03/16
21559	Macquarie Bank Ltd.	Denway Motors European Wts Oct 2010	0.493	5.50 per unit	2010/10/05	200,000,000	2010/03/16
21565	Macquarie Bank Ltd.	Gome European Warrants Sep 2010	0.257	3.38 per unit	2010/09/16	88,000,000	2010/03/16



## Newly listed derivative warrants (continued)

Code	Issuer	Name of issue	Issue prices (HK\$)	Strike level/ Subscription price (HK\$) per 10 units	Subscription/ exercise period	Unit issued on initial listing	Listing date
21566	Macquarie Bank Ltd.	Sh Ind H European Warrants Sep 2010	0.273	44	2010/09/16	200,000,000	2010/03/16
21568	UBS AG	China Mobile European Warrants Aug 2010 B	0.315	80	2010/08/23	100,000,000	2010/03/16
21569	UBS AG	China Mobile European Warrants Aug 2010 C	0.15	88.88	2010/08/30	100,000,000	2010/03/16
21570	UBS AG	HSBC European Warrants Sep 2010 D	0.15	100	2010/09/27	100,000,000	2010/03/16
21571	UBS AG	HSI European Put Warrants Jun 2010 F	0.15	20,800 per 9,000 units	2010/06/29	200,000,000	2010/03/16
21584	J P Morgan SP BV	BEA European Warrants Sep 2010	0.25	33	2010/09/29	100,000,000	2010/03/17
21585	J P Morgan SP BV	BOC HK European Warrants Dec 2010	0.25	18.88	2010/12/30	150,000,000	2010/03/17
21587	J P Morgan SP BV	China Tel European Warrants Nov 2010	0.25	4.08 per unit	2010/11/29	100,000,000	2010/03/17
21588	J P Morgan SP BV	China Unicom European Warrants Jun 2011	0.25	9.88	2011/06/07	200,000,000	2010/03/17
21586	J P Morgan SP BV	CM Bank European Warrants Sep 2010 B	0.307	18.88	2010/09/17	150,000,000	2010/03/17
21589	J P Morgan SP BV	HKEx European Warrants Oct 2010	0.15	145 per 100 units	2010/10/14	300,000,000	2010/03/17
21591	J P Morgan SP BV	Nine Dragons European Warrants Dec 2010	0.25	13	2010/12/30	100,000,000	2010/03/17
21590	J P Morgan SP BV	New World Dev European Warrants Oct 2010	0.25	15.88	2010/10/25	100,000,000	2010/03/17
21592	J P Morgan SP BV	Ping An European Warrants Apr 2012	0.25	68.88 per 100 units	2012/04/10	300,000,000	2010/03/17
21595	CC Rabobank B.A.	Poly HK Inv European Warrants Nov 2010	0.25	11.6	2010/11/29	200,000,000	2010/03/17
21594	CC Rabobank B.A.	Parkson Group European Warrants Sep 2010	0.25	15.6	2010/09/29	120,000,000	2010/03/17
21593	CC Rabobank B.A.	Yurun Food European Warrants Oct 2010	0.36	29.6	2010/10/28	120,000,000	2010/03/17
21578	SGA Societe Generale Acceptance N.V.	CNBM Euro Wts Oct10	0.25	16.46	2010/10/11	100,000,000	2010/03/17
21576	SGA Societe Generale Acceptance N.V.	HSI Eur Wt Sep 2010 A	0.295	20,000 per 8,000 units	2010/09/29	300,000,000	2010/03/17
21577	SGA Societe Generale Acceptance N.V.	HSI Eur Wt Sep 2010 B	0.25	20,700 per 8,000 units	2010/09/29	300,000,000	2010/03/17
21580	SGA Societe Generale Acceptance N.V.	HSI Eu Put Wt Sep 10C	0.29	21,300 per 8,000 units	2010/09/29	300,000,000	2010/03/17
21581	SGA Societe Generale Acceptance N.V.	HSI Eu Put Wt Sep 10D	0.35	22,100 per 8,000 units	2010/09/29	300,000,000	2010/03/17
21582	SGA Societe Generale Acceptance N.V.	HSI Eu Put Wt Sep 10E	0.415	22,900 per 8,000 units	2010/09/29	300,000,000	2010/03/17
21583	SGA Societe Generale Acceptance N.V.	HSI Eu Put Wt Sep 10F	0.49	23,700 per 8,000 units	2010/09/29	300,000,000	2010/03/17
21579	SGA Societe Generale Acceptance N.V.	Nine Dragons Eu Wt Nov10	0.25	13.28	2010/11/22	100,000,000	2010/03/17
19266 <sup>#</sup>	CC Rabobank B.A.	Ch Mobile European Warrants May 2010	0.077	86	2010/05/28	150,000,000	2010/03/17
21620	Barclays Bank plc	CC Bank European Warrants Jul 2010 B	0.23	6.88 per unit	2010/07/19	200,000,000	2010/03/18
21624	Barclays Bank plc	CITBK European Warrants Nov 2011	0.15	6.88	2011/11/21	200,000,000	2010/03/18
21621	Barclays Bank plc	China Life European Warrants Jul 2010 C	0.21	38.88	2010/07/19	200,000,000	2010/03/18
21622	Barclays Bank plc	China Life European Warrants Aug 2010 B	0.22	39.88	2010/08/23	200,000,000	2010/03/18
21631	Barclays Bank plc	China Life European Put Wts Jul 2010	0.15	33	2010/07/05	200,000,000	2010/03/18
21632	Barclays Bank plc	CM Bank European Put Warrants Oct 2010	0.25	18.28	2010/10/04	150,000,000	2010/03/18
21623	Barclays Bank plc	China Mobile European Wts Jul 2010 C	0.2	82.88	2010/07/05	200,000,000	2010/03/18
21625	Barclays Bank plc	HSBC European Warrants Jul 2010 D	0.29	90	2010/07/26	150,000,000	2010/03/18
21634	Barclays Bank plc	HSI European Put Warrants Sep 2010 C	0.25	20,200 per 8,500 units	2010/09/29	200,000,000	2010/03/18
21628	Barclays Bank plc	HSI European Warrants Aug 2010 E	0.18	21,000 per 8,000 units	2010/08/30	200,000,000	2010/03/18
21629	Barclays Bank plc	HSI European Warrants Sep 2010 A	0.25	21,800 per 8,000 units	2010/09/29	200,000,000	2010/03/18
21630	Barclays Bank plc	HSI European Warrants Sep 2010 B	0.25	22,100 per 7,500 units	2010/09/29	200,000,000	2010/03/18
21633	Barclays Bank plc	HSI European Put Warrants Jun 2010 J	0.17	21,000 per 7,500 units	2010/06/29	200,000,000	2010/03/18
21626	Barclays Bank plc	ICBC European Warrants Jul 2010 C	0.23	6.39 per unit	2010/07/12	200,000,000	2010/03/18
21627	Barclays Bank plc	PetroChina European Warrants Nov 2010	0.15	9.58	2010/11/15	200,000,000	2010/03/18
21612	BOCI Asia Ltd.	China Life European Put Warrants Sep 2010	0.25	32.88	2010/09/22	100,000,000	2010/03/18

## Newly listed derivative warrants (continued)

Code	Issuer	Name of issue	Issue prices (HK\$)	Strike level/ Subscription price (HK\$) per 10 units	Subscription/ exercise period	Unit issued on initial listing	Listing date
21611	BOCI Asia Ltd.	MCC European Warrants Sep 2010	0.5	4.80 per unit	2010/09/22	100,000,000	2010/03/18
21641	Credit Suisse AG	HSI European Warrants Jun 2010	0.15	20,600 per 8,000 units	2010/06/29	100,000,000	2010/03/18
21642	Credit Suisse AG	HSI European Warrants Aug 2010 B	0.15	22,000 per 6,700 units	2010/08/30	100,000,000	2010/03/18
21645	Credit Suisse AG	HSI European Put Warrants Jun 2010 B	0.15	20,800 per 9,000 units	2010/06/29	100,000,000	2010/03/18
21646	Credit Suisse AG	HSI European Put Warrants Jun 2010 C	0.2	21,800 per 8,000 units	2010/06/29	100,000,000	2010/03/18
21613	HK Bank	China Life European Warrants Sep 2010 B	0.25	39.88	2010/09/28	200,000,000	2010/03/18
21614	HK Bank	China Life European Put Warrants Jun 2010	0.15	33	2010/06/30	100,000,000	2010/03/18
21640	Macquarie Bank Ltd.	HSI European Put Warrants Jul 2010 F	0.232	22,100 per 10,000 units	2010/07/29	400,000,000	2010/03/18
21600	Nomura Int'l plc	Agile Ppt European Warrants Sep 2010	0.25	11.68	2010/09/30	100,000,000	2010/03/18
21601	Nomura Int'l plc	Agile Ppt European Warrants Dec 2010 A	0.251	12.88	2010/12/31	100,000,000	2010/03/18
21604	Nomura Int'l plc	BOCL European Warrants Jul 2010	0.194	4.28 per unit	2010/07/26	200,000,000	2010/03/18
21605	Nomura Int'l plc	BOCL European Warrants Sep 2010	0.251	4.68 per unit	2010/09/30	200,000,000	2010/03/18
21602	Nomura Int'l plc	GCL-Poly Energy European Warrants Aug 10	0.151	2.70 per unit	2010/08/09	100,000,000	2010/03/18
21603	Nomura Int'l plc	GCL-Poly Energy European Warrants Dec 10	0.261	2.68 per unit	2010/12/31	100,000,000	2010/03/18
21596	Nomura Int'l plc	HSBC European Warrants Aug 2010	0.15	98	2010/08/31	100,000,000	2010/03/18
21597	Nomura Int'l plc	HSBC European Warrants Dec 2011	0.15	77.68 per 93 units	2011/12/19	200,000,000	2010/03/18
21607	Nomura Int'l plc	HSI European Warrants Aug 2010	0.175	21,800 per 9,000 units	2010/08/30	200,000,000	2010/03/18
21608	Nomura Int'l plc	HSI European Warrants Sep 2010 A	0.25	21,000 per 9,000 units	2010/09/29	200,000,000	2010/03/18
21610	Nomura Int'l plc	HSI European Put Warrants Aug 2010	0.17	20,000 per 9,000 units	2010/08/30	200,000,000	2010/03/18
21606	Nomura Int'l plc	HSI European Warrants Jul 2010 C	0.15	21,500 per 9,000 units	2010/07/29	200,000,000	2010/03/18
21609	Nomura Int'l plc	HSI European Put Warrants Jul 2010 D	0.18	20,800 per 9,000 units	2010/07/29	200,000,000	2010/03/18
21598	Nomura Int'l plc	PetroChina European Warrants Oct 2010	0.15	9.18	2010/10/11	200,000,000	2010/03/18
21599	Nomura Int'l plc	PetroChina European Warrants Dec 2010	0.153	9.98	2010/12/31	200,000,000	2010/03/18
21635	CC Rabobank B.A.	China Shenhua European Warrants Oct 2010	0.25	40.8	2010/10/28	100,000,000	2010/03/18
21639	CC Rabobank B.A.	A50 China European Put Wts Jan 2011 A	0.15	12.28	2011/01/24	180,000,000	2010/03/18
21636	CC Rabobank B.A.	HSBC European Warrants Mar 2011 A	0.28	102	2011/03/16	150,000,000	2010/03/18
21637	CC Rabobank B.A.	HSBC European Put Warrants Sep 2010	0.45	74	2010/09/29	100,000,000	2010/03/18
21638	CC Rabobank B.A.	Skyworth Digital European Warrants Jan 11	0.25	10.4	2011/01/28	180,000,000	2010/03/18
21643	UBS AG	BYD European Warrants Sep 2010	0.15	79.88 per 100 units	2010/09/22	100,000,000	2010/03/18
21616	UBS AG	CC Bank European Warrants Sep 2010 B	0.29	6.88 per unit	2010/09/20	100,000,000	2010/03/18
21617	UBS AG	Sinopec Corp European Warrants Aug 2010	0.15	7.69 per unit	2010/08/30	100,000,000	2010/03/18
21615	UBS AG	HSI European Warrants Sep 2010 C	0.25	22,500 per 7,800 units	2010/09/29	200,000,000	2010/03/18
21619	UBS AG	HSI European Put Warrants Sep 2010 A	0.25	20,500 per 9,000 units	2010/09/29	200,000,000	2010/03/18
21618	UBS AG	ICBC European Warrants Sep 2010 C	0.25	6.68 per unit	2010/09/20	100,000,000	2010/03/18
18807 <sup>#</sup>	BNP Paribas Arbit Issu B.V.	Cheung Kong European Wts Jun10	0.043	99.95 per 100 units	2010/06/22	240,000,000	2010/03/18
21650	Bank of China (HK) Ltd.	China Life European Wts Sep 2010 A	0.512	34	2010/09/30	115,000,000	2010/03/19
21651	Bank of China (HK) Ltd.	China Life European Wts Sep 2010 B	0.267	38	2010/09/30	220,000,000	2010/03/19
21652	Bank of China (HK) Ltd.	HSBC European Warrants Sep 2010 A	0.957	75	2010/09/30	62,000,000	2010/03/19
21653	Bank of China (HK) Ltd.	HSBC European Warrants Sep 2010 B	0.501	85	2010/09/30	118,000,000	2010/03/19
21654	Citigroup Global Mkt H Inc.	Alibaba European Warrants Jan11A	0.25	20	2011/01/10	160,000,000	2010/03/19
21655	Citigroup Global Mkt H Inc.	Sinopec Corp Euro Wts Oct 2010	0.25	7.50 per unit	2010/10/28	160,000,000	2010/03/19
21656	Citigroup Global Mkt H Inc.	GCL-Poly Energy Euro Wt Feb11	0.25	3.80 per unit	2011/02/11	160,000,000	2010/03/19
21657	Citigroup Global Mkt H Inc.	HKEx European Wts Oct 2010	0.15	130 per 100 units	2010/10/05	267,000,000	2010/03/19

## Newly listed derivative warrants (continued)

Code	Issuer	Name of issue	Issue prices (HK\$)	Strike level/ Subscription price (HK\$) per 10 units	Subscription/ exercise period	Unit issued on initial listing	Listing date
21658	Citigroup Global Mkt H Inc.	HSBC European Put Wts Sep 2010	0.28	70.88	2010/09/27	143,000,000	2010/03/19
21659	Citigroup Global Mkt H Inc.	Li & Fung European Wts Jan 11	0.75	40	2011/01/24	53,000,000	2010/03/19
21661	Citigroup Global Mkt H Inc.	Nine Dragons Euro Wts Jan 2011	0.25	14.88	2011/01/24	160,000,000	2010/03/19
21660	Citigroup Global Mkt H Inc.	New World European Wts Feb 11	0.25	16.88	2011/02/14	160,000,000	2010/03/19
21662	Citigroup Global Mkt H Inc.	Ping An Euro Wts Oct 2010	0.4	75	2010/10/18	100,000,000	2010/03/19
21663	Citigroup Global Mkt H Inc.	Tencent European Warrants Oct10	0.25	175 per 100 units	2010/10/25	160,000,000	2010/03/19
21666	J P Morgan SP BV	CITIC Pacific Euro Wts Sep 2010	0.252	20.88	2010/09/29	100,000,000	2010/03/19
21667	J P Morgan SP BV	Lenovo European Warrants Sep 2010	0.531	6.28 per unit	2010/09/20	80,000,000	2010/03/19
21647	Macquarie Bank Ltd.	Agile Ppt European Warrants Nov 2010	0.25	12.28	2010/11/29	200,000,000	2010/03/19
21648	Macquarie Bank Ltd.	China Unicom European Wts Jul 2011	0.25	10	2011/07/05	300,000,000	2010/03/19
21649	Macquarie Bank Ltd.	A50 China European Put Wts Jan 2011	0.151	12.28	2011/01/28	300,000,000	2010/03/19
21644	Macquarie Bank Ltd.	HSI European Warrants Aug 2010 F	0.163	22,000 per 6,700 units	2010/08/30	400,000,000	2010/03/19
21664	UBS AG	China Unicom European Warrants Nov 2010	0.15	9	2010/11/29	100,000,000	2010/03/19
21665	UBS AG	HKEx European Warrants Aug 2010 B	0.15	128.08 per 100 units	2010/08/16	200,000,000	2010/03/19
21671	BNP Paribas Arbit Issu B.V.	CC Bank Euro Wts Oct 2010 B	0.65	5.99 per unit	2010/10/06	200,000,000	2010/03/22
21672	KBC Fin Products Int'l Ltd.	Tencent Holdings Eu Wt Aug10D	0.15	188.10 per 100 units	2010/08/11	128,000,000	2010/03/22
21668	Macquarie Bank Ltd.	CITIC Bank European Warrants Oct 2010	0.412	6.50 per unit	2010/10/05	200,000,000	2010/03/22
21669	Macquarie Bank Ltd.	GCL-Poly Energy European Warrants Oct10	0.254	2.50 per unit	2010/10/25	200,000,000	2010/03/22
21670	Macquarie Bank Ltd.	Huaneng Power European Wts Oct 2010	0.258	5.50 per unit	2010/10/05	200,000,000	2010/03/22
19954 <sup>#</sup>	UBS AG	HKEx European Warrants Jul 2010	0.054	138.88 per 100 units	2010/07/19	200,000,000	2010/03/22
21676	HK Bank	HSCEI European Warrants Sep 2010 A	0.25	11,800 per 8,000 units	2010/09/29	100,000,000	2010/03/23
21677	HK Bank	HSCEI European Warrants Sep 2010 B	0.25	12,800 per 6,500 units	2010/09/29	100,000,000	2010/03/23
21678	HK Bank	HSCEI European Put Warrants Sep 2010 C	0.25	10,800 per 6,000 units	2010/09/29	100,000,000	2010/03/23
21679	HK Bank	HSCEI European Put Warrants Sep 2010 D	0.25	11,800 per 8,200 units	2010/09/29	100,000,000	2010/03/23
21689	HK Bank	HSI European Put Warrants Dec 2010 C	0.25	18,800 per 10,000 units	2010/12/30	150,000,000	2010/03/23
21680	HK Bank	HSI European Warrants Sep 2010 A	0.25	20,200 per 10,000 units	2010/09/29	180,000,000	2010/03/23
21681	HK Bank	HSI European Warrants Sep 2010 B	0.25	21,200 per 10,000 units	2010/09/29	180,000,000	2010/03/23
21682	HK Bank	HSI European Warrants Sep 2010 C	0.25	22,200 per 8,800 units	2010/09/29	180,000,000	2010/03/23
21683	HK Bank	HSI European Warrants Sep 2010 D	0.25	22,800 per 8,000 units	2010/09/29	180,000,000	2010/03/23
21684	HK Bank	HSI European Warrants Dec 2010 A	0.25	23,800 per 9,000 units	2010/12/30	180,000,000	2010/03/23
21685	HK Bank	HSI European Warrants Dec 2010 B	0.25	24,800 per 8,800 units	2010/12/30	180,000,000	2010/03/23
21686	HK Bank	HSI European Put Warrants Sep 2010 E	0.25	19,800 per 9,500 units	2010/09/29	150,000,000	2010/03/23
21687	HK Bank	HSI European Put Warrants Sep 2010 F	0.25	20,800 per 11,000 units	2010/09/29	150,000,000	2010/03/23
21688	HK Bank	HSI European Put Warrants Sep 2010 G	0.25	21,800 per 11,000 units	2010/09/29	150,000,000	2010/03/23
21674	Macquarie Bank Ltd.	Chi Resources European Warrants Jan 11	0.462	30	2011/01/04	200,000,000	2010/03/23
21673	Macquarie Bank Ltd.	CITIC Pacific European Warrants Oct10B	0.253	21	2010/10/05	200,000,000	2010/03/23
21675	Macquarie Bank Ltd.	Hang Seng Bank European Wts Dec 2011	0.25	100 per 100 units	2011/12/30	200,000,000	2010/03/23
21690	RB of Scotland N.V.	BYD European Warrants Sep 2010	0.15	79.888 per 100 units	2010/09/22	200,000,000	2010/03/23
21691	RB of Scotland N.V.	China Life European Wts Sep 2010 A	0.334	35.888	2010/09/02	200,000,000	2010/03/23
21692	RB of Scotland N.V.	China Life European Wts Sep 2010 B	0.25	39.38	2010/09/24	200,000,000	2010/03/23
21693	RB of Scotland N.V.	Sinopec Corp European Warrants Aug10B	0.28	6.79 per unit	2010/08/25	100,000,000	2010/03/23
21694	RB of Scotland N.V.	ICBC European Warrants Sep 2010 B	0.278	6.28 per unit	2010/09/24	100,000,000	2010/03/23
21695	RB of Scotland N.V.	Tencent Holdings European Wts Sep 2010	0.25	168.88 per 100 units	2010/09/30	200,000,000	2010/03/23

## Newly listed derivative warrants (continued)

Code	Issuer	Name of issue	Issue prices (HK\$)	Strike level/ Subscription price (HK\$) per 10 units	Subscription/ exercise period	Unit issued on initial listing	Listing date
21696	UBS AG	HSI European Put Warrants Sep 2010 B	0.25	21,000 per 9,000 units	2010/09/29	200,000,000	2010/03/23
19000 <sup>#</sup>	HK Bank	Tencent European Warrants Sep 2010 B	0.121	178.88 per 100 units	2010/09/28	168,000,000	2010/03/23
19301 <sup>#</sup>	CC Rabobank B.A.	Denway Motors European Warrants Jun 2010	0.188	4.80 per unit	2010/06/29	100,000,000	2010/03/23
17515 <sup>#</sup>	CC Rabobank B.A.	A50 China European Warrants Oct 2010 A	0.048	15.6	2010/10/08	250,000,000	2010/03/23
21702	Deutsche Bank AG	Tencent Holdings European Put Wts Aug10 E	0.17	158 per 100 units	2010/08/09	200,000,000	2010/03/24
21701	J P Morgan SP BV	BYD European Warrants Sep 2010	0.15	79.88 per 100 units	2010/09/22	200,000,000	2010/03/24
21704	KBC Fin Products Int'l Ltd.	HSBC Euro Put Wts Jul 2010	0.32	77.95	2010/07/02	88,000,000	2010/03/24
21705	KBC Fin Products Int'l Ltd.	HSBC Euro Put Wts Aug 2010	0.17	69.95	2010/08/02	108,000,000	2010/03/24
21703	RB of Scotland N.V.	A50 China European Warrants Mar 2011	0.15	14	2011/03/30	300,000,000	2010/03/24
21697	SGA Societe Generale Acceptance N.V.	BYD Euro Wts Oct 2010	0.15	79.88 per 100 units	2010/10/04	200,000,000	2010/03/24
21698	SGA Societe Generale Acceptance N.V.	ICBC Eu Wt Oct 2010 A	0.18	7 per unit	2010/10/06	100,000,000	2010/03/24
21699	SGA Societe Generale Acceptance N.V.	Tencent Eu Wt Nov10A	0.26	178 per 100 units	2010/11/17	200,000,000	2010/03/24
21700	SGA Societe Generale Acceptance N.V.	Tencent Eu Wt Dec10 A	0.25	194.88 per 100 units	2010/12/01	200,000,000	2010/03/24
21122 <sup>#</sup>	Credit Suisse AG	Tencent Holdings European Wts Jul 2010 B	0.116	162.80 per 100 units	2010/07/26	200,000,000	2010/03/24
18523 <sup>#</sup>	Merrill Lynch Int'l & Co. C.V.	HSI European Put Wts May 10A	0.03	19,000 per 8,000 units	2010/05/28	400,000,000	2010/03/24
21706	BNP Paribas Arbit Issu B.V.	BOCHK European Warrants Dec10	0.25	18.9	2010/12/02	200,000,000	2010/03/25
21707	BNP Paribas Arbit Issu B.V.	Ch Mobile Eu Put Wt Jun 2011	0.15	74 per 100 units	2011/06/03	200,000,000	2010/03/25
21709	Deutsche Bank AG	HSI European Warrants Sep 2010 B	0.25	21,400 per 9,000 units	2010/09/29	300,000,000	2010/03/25
21713	Deutsche Bank AG	HSI European Put Warrants Sep 2010 C	0.25	21,000 per 9,000 units	2010/09/29	300,000,000	2010/03/25
21714	Deutsche Bank AG	HSI European Put Warrants Sep 2010 D	0.25	21,600 per 9,000 units	2010/09/29	300,000,000	2010/03/25
21708	UBS AG	Tencent Holdings European Put Warrants Aug 2010	0.15	158 per 100 units	2010/08/09	200,000,000	2010/03/25
18238 <sup>#</sup>	CC Rabobank B.A.	HSBC European Warrants Nov 2010	0.026	92.593 per 93 units	2010/11/30	1,000,000,000	2010/03/25
20682 <sup>#</sup>	UBS AG	CC Bank European Warrants Jul 2010 A	0.24	6.48 per unit	2010/07/05	100,000,000	2010/03/25
21736	BNP Paribas Arbit Issu B.V.	CNPC European Warrants Sep 10	0.25	10.38	2010/09/30	100,000,000	2010/03/26
21735	BNP Paribas Arbit Issu B.V.	Chi Res Land Euro Wts Nov 10	0.25	18.38	2010/11/08	100,000,000	2010/03/26
21737	BNP Paribas Arbit Issu B.V.	Sino-Ocean Land Euro Wts Dec10	0.15	7.39	2010/12/29	100,000,000	2010/03/26
21747	Credit Suisse AG	China Mobile European Warrants Aug 2010 B	0.15	84.8	2010/08/02	200,000,000	2010/03/26
21748	Credit Suisse AG	Tencent Holdings European Wts Aug 2010 C	0.15	166.80 per 100 units	2010/08/30	200,000,000	2010/03/26
21733	Deutsche Bank AG	HSBC European Warrants Jul 2010 B	0.23	90	2010/07/26	200,000,000	2010/03/26
21725	HK Bank	Tencent European Warrants Sep 2010 C	0.25	168.88 per 100 units	2010/09/27	160,000,000	2010/03/26
21726	HK Bank	Tencent European Warrants Dec 2010	0.25	188 per 100 units	2010/12/22	160,000,000	2010/03/26
21727	HK Bank	ZTE European Warrants Sep 2010	0.56	62.88	2010/09/27	120,000,000	2010/03/26
21746	J P Morgan SP BV	Tencent European Warrants Sep 2010	0.25	162 per 100 units	2010/09/29	200,000,000	2010/03/26
21710	Merrill Lynch Int'l & Co. C.V.	BOCL European Wts Dec 2010	0.255	4.49 per unit	2010/12/28	200,000,000	2010/03/26
21711	Merrill Lynch Int'l & Co. C.V.	BOCL European Wts Apr 2011A	0.255	4.89 per unit	2011/04/11	200,000,000	2010/03/26
21715	Merrill Lynch Int'l & Co. C.V.	BOCL European Put Wts Nov10	0.64	4.19 per unit	2010/11/22	200,000,000	2010/03/26
21712	Merrill Lynch Int'l & Co. C.V.	BOCL European Put Wts Oct10B	0.31	3.69 per unit	2010/10/11	200,000,000	2010/03/26
21717	Merrill Lynch Int'l & Co. C.V.	CNOOC European Wts Dec 10A	0.155	13.018	2010/12/13	200,000,000	2010/03/26
21716	Merrill Lynch Int'l & Co. C.V.	Sinopec Euro Wts Nov 2010	0.29	7.19 per unit	2010/11/15	200,000,000	2010/03/26
21718	Merrill Lynch Int'l & Co. C.V.	HKEx Euro Wts Dec 2010 B	0.151	129.99 per 100 units	2010/12/13	200,000,000	2010/03/26
21719	Merrill Lynch Int'l & Co. C.V.	HKEx Eur Put Wts Oct 2010 D	0.156	129.99 per 100 units	2010/10/11	200,000,000	2010/03/26
21720	Merrill Lynch Int'l & Co. C.V.	Ping An Euro Wts Oct 2010	0.61	69.99	2010/10/18	200,000,000	2010/03/26

## Newly listed derivative warrants (continued)

Code	Issuer	Name of issue	Issue prices (HK\$)	Strike level/ Subscription price (HK\$) per 10 units	Subscription/ exercise period	Unit issued on initial listing	Listing date
21721	Merrill Lynch Int'l & Co. C.V.	Ping An Euro Wts Dec 2012	0.25	52.99 per 100 units	2012/12/18	200,000,000	2010/03/26
21728	CC Rabobank B.A.	CM Bank European Warrants Dec 2010 A	0.25	20	2010/12/30	100,000,000	2010/03/26
21729	CC Rabobank B.A.	CNOOC European Warrants Jun 2011 A	0.25	13.2	2011/06/29	150,000,000	2010/03/26
21730	CC Rabobank B.A.	Dongfeng Motor European Warrants Sep 2010	0.25	13.6	2010/09/29	150,000,000	2010/03/26
21731	CC Rabobank B.A.	Foxconn European Warrants Oct 2010	0.172	8.88	2010/10/28	200,000,000	2010/03/26
21732	CC Rabobank B.A.	Maanshan Iron European Warrants Sep 2010	0.63	5.50 per unit	2010/09/29	100,000,000	2010/03/26
21738	SGA Societe Generale Acceptance N.V.	BOCL Eu Wt Aug 2010 C	0.17	4.38 per unit	2010/08/04	100,000,000	2010/03/26
21739	SGA Societe Generale Acceptance N.V.	CCB Eur Wt Sep 2010 A	0.156	7.48 per unit	2010/09/06	80,000,000	2010/03/26
21740	SGA Societe Generale Acceptance N.V.	CCB Eur Wt Sep 2010 B	0.172	8 per unit	2010/09/27	80,000,000	2010/03/26
21722	SGA Societe Generale Acceptance N.V.	CTel Eu Wt Sep 2010 B	0.45	3.58 per unit	2010/09/29	80,000,000	2010/03/26
21723	SGA Societe Generale Acceptance N.V.	CTel Eu Wt Sep 2010 C	0.25	4.28 per unit	2010/09/29	80,000,000	2010/03/26
21724	SGA Societe Generale Acceptance N.V.	A50 Ch Eu Wt Nov 10A	0.17	12.66	2010/11/22	200,000,000	2010/03/26
21743	SGA Societe Generale Acceptance N.V.	HSI Eur Wt Jun 2010 I	0.15	21,000 per 9,000 units	2010/06/29	300,000,000	2010/03/26
21744	SGA Societe Generale Acceptance N.V.	HSI Eu Put Wt Jul 10F	0.17	21,200 per 9,000 units	2010/07/29	300,000,000	2010/03/26
21745	SGA Societe Generale Acceptance N.V.	HSI Eu Put Wt Jul 10G	0.23	21,800 per 8,000 units	2010/07/29	300,000,000	2010/03/26
21741	SGA Societe Generale Acceptance N.V.	ICBC Eu Wt Sep 2010 B	0.27	7.08 per unit	2010/09/27	100,000,000	2010/03/26
21742	SGA Societe Generale Acceptance N.V.	Tencent Eu Wt Oct 10	0.17	169.90 per 100 units	2010/10/13	100,000,000	2010/03/26
21734	UBS AG	CM Bank European Warrants Aug 2010	0.15	20.70 per 9 units	2010/08/23	100,000,000	2010/03/26
19830 <sup>#</sup>	Macquarie Bank Ltd.	HSI European Warrants May 2010	0.064	21,600 per 8,000 units	2010/05/28	500,000,000	2010/03/26
18518 <sup>#</sup>	Macquarie Bank Ltd.	Tencent European Warrants Jun 2010 D	0.12	160 per 100 units	2010/06/29	300,000,000	2010/03/26
19404 <sup>#</sup>	Macquarie Bank Ltd.	Tencent European Warrants Aug 2010	0.087	180 per 100 units	2010/08/04	300,000,000	2010/03/26
21757	Deutsche Bank AG	China Life European Warrants Oct 2010 A	0.25	41.5	2010/10/04	300,000,000	2010/03/29
21758	Deutsche Bank AG	China Mobile European Warrants Oct 2010 C	0.52	77	2010/10/04	300,000,000	2010/03/29
21759	Deutsche Bank AG	HSBC European Warrants Oct 2010 B	0.33	88	2010/10/04	300,000,000	2010/03/29
21752	KBC Fin Products Int'l Ltd.	HSI Euro Put Wts Sep 2010 F	0.25	20,000 per 8,800 units	2010/09/29	200,000,000	2010/03/29
21753	KBC Fin Products Int'l Ltd.	HSI Euro Put Wts Sep 2010 G	0.25	20,800 per 9,800 units	2010/09/29	200,000,000	2010/03/29
21749	SGA Societe Generale Acceptance N.V.	Ch Mob Eu Wt Aug 10B	0.42	80	2010/08/16	200,000,000	2010/03/29
21750	SGA Societe Generale Acceptance N.V.	HSBC Eu Wt Sep 2010 C	0.26	93.2	2010/09/29	80,000,000	2010/03/29
21751	SGA Societe Generale Acceptance N.V.	HWL Eur Wt Sep 2010 B	0.3	64	2010/09/29	80,000,000	2010/03/29
21754	UBS AG	BOCL European Warrants Sep 2010	0.25	4.08 per unit	2010/09/06	100,000,000	2010/03/29
21755	UBS AG	CC Bank European Warrants Aug 2010 B	0.4	6.50 per unit	2010/08/30	100,000,000	2010/03/29
21756	UBS AG	ICBC European Warrants Sep 2010 D	0.37	6 per unit	2010/09/13	100,000,000	2010/03/29
20322 <sup>#</sup>	Merrill Lynch Int'l & Co. C.V.	ICBC European Wts Dec 2010C	0.035	6.39	2010/12/14	350,000,000	2010/03/29
21767	Barclays Bank plc	Bank of EA European Warrants Oct 2010	0.25	32	2010/10/11	150,000,000	2010/03/30
21766	Barclays Bank plc	BYD European Warrants Sep 2010	0.15	79.88 per 100 units	2010/09/27	200,000,000	2010/03/30
21765	Barclays Bank plc	China Mobile European Put Wts Aug 2010	0.21	66	2010/08/02	200,000,000	2010/03/30
21769	Barclays Bank plc	Fushan Energy European Warrants Jan 2011	0.15	7.11	2011/01/10	200,000,000	2010/03/30
21768	Barclays Bank plc	Tencent Holdings European Put Wts Oct10	0.25	150 per 100 units	2010/10/11	200,000,000	2010/03/30
21781	Credit Suisse AG	CC Bank European Warrants Sep 2010	0.15	6.80 per unit	2010/09/06	200,000,000	2010/03/30
21782	Credit Suisse AG	CC Bank European Warrants Jul 2012	0.15	6.38	2012/07/03	200,000,000	2010/03/30
21783	Credit Suisse AG	China Mobile European Warrants Oct 2011 B	0.15	66 per 100 units	2011/10/17	200,000,000	2010/03/30

## Newly listed derivative warrants (continued)

Code	Issuer	Name of issue	Issue prices (HK\$)	Strike level/ Subscription price (HK\$) per 10 units	Subscription/ exercise period	Unit issued on initial listing	Listing date
21788	Credit Suisse AG	A50 China European Warrants Sep 2010	0.15	13.12	2010/09/06	200,000,000	2010/03/30
21789	Credit Suisse AG	A50 China European Warrants Jan 2011 A	0.15	14.98	2011/01/17	200,000,000	2010/03/30
21790	Credit Suisse AG	A50 China European Put Warrants Nov 2010	0.15	14.2	2010/11/15	200,000,000	2010/03/30
21784	Credit Suisse AG	HKEx European Warrants Oct 2010 B	0.15	130 per 100 units	2010/10/04	200,000,000	2010/03/30
21785	Credit Suisse AG	HSBC European Wts Jun 2011 A	0.15	75 per 100 units	2011/06/27	200,000,000	2010/03/30
21787	Credit Suisse AG	ICBC European Warrants Sep 2010	0.15	6.68 per unit	2010/09/20	200,000,000	2010/03/30
21786	Credit Suisse AG	ICBC European Warrants Aug 2010 B	0.15	7.08 per unit	2010/08/30	200,000,000	2010/03/30
21775	Deutsche Bank AG	CNOOC European Warrants Oct 2010	0.15	13.38	2010/10/18	200,000,000	2010/03/30
21791	Deutsche Bank AG	HKEx European Warrants Sep 2010	0.15	130 per 100 units	2010/09/27	300,000,000	2010/03/30
21776	Deutsche Bank AG	Hutchison European Warrants Jun 2010 B	0.15	61.45	2010/06/30	200,000,000	2010/03/30
21770	HK Bank	BOCL European Warrants Sep 2010	0.25	4.88 per unit	2010/09/30	160,000,000	2010/03/30
21771	HK Bank	CC Bank European Warrants Sep 2010 A	0.25	7.68 per unit	2010/09/30	160,000,000	2010/03/30
21772	HK Bank	CC Bank European Warrants Sep 2010 B	0.25	8.18 per unit	2010/09/30	160,000,000	2010/03/30
21773	HK Bank	ICBC European Warrants Sep 2010 A	0.25	7.10 per unit	2010/09/30	160,000,000	2010/03/30
21774	HK Bank	ICBC European Warrants Sep 2010 B	0.25	7.88 per unit	2010/09/30	160,000,000	2010/03/30
21798	KBC Fin Products Int'l Ltd.	China Life Euro Wts Oct 2010 A	0.25	40.28	2010/10/04	200,000,000	2010/03/30
21761	Macquarie Bank Ltd.	BYD European Warrants Sep 2010	0.161	74 per 100 units	2010/09/02	200,000,000	2010/03/30
21762	Macquarie Bank Ltd.	BYD European Warrants Oct 2010	0.15	79.88 per 100 units	2010/10/05	200,000,000	2010/03/30
21797	Macquarie Bank Ltd.	CC Bank European Put Warrants Nov 10A	0.342	5.50 per unit	2010/11/02	250,000,000	2010/03/30
21792	Macquarie Bank Ltd.	China Mobile European Wts Oct 2010 B	0.473	75	2010/10/05	150,000,000	2010/03/30
21760	Macquarie Bank Ltd.	A50 China European Warrants Mar 2011 A	0.152	14	2011/03/30	300,000,000	2010/03/30
21763	Macquarie Bank Ltd.	R&F Ppt European Warrants Sep 2010 B	0.15	15.88	2010/09/29	150,000,000	2010/03/30
21793	Macquarie Bank Ltd.	Maanshan Iron European Wts Oct 2010	0.257	6 per unit	2010/10/05	100,000,000	2010/03/30
21794	Macquarie Bank Ltd.	Nine Dragons European Wts Sep 2010	0.153	14.8	2010/09/01	200,000,000	2010/03/30
21764	Macquarie Bank Ltd.	New World Dev European Wts Nov 2010	0.25	14.5	2010/11/02	100,000,000	2010/03/30
21795	Macquarie Bank Ltd.	PetroChina European Wts Oct 2010	0.268	11 per unit	2010/10/05	100,000,000	2010/03/30
21796	Macquarie Bank Ltd.	Wharf European Warrants Nov 2010	0.286	50	2010/11/02	250,000,000	2010/03/30
21777	CC Rabobank B.A.	BOCL European Warrants Oct 2010	0.25	4.50 per unit	2010/10/20	100,000,000	2010/03/30
21778	CC Rabobank B.A.	CC Bank European Warrants Sep 2010 B	0.25	7.28 per unit	2010/09/27	100,000,000	2010/03/30
21779	CC Rabobank B.A.	Geely Auto European Warrants Aug 2010 B	0.54	4.88 per unit	2010/08/09	100,000,000	2010/03/30
21780	CC Rabobank B.A.	Henganintl European Warrants Oct 2010	0.65	66	2010/10/28	80,000,000	2010/03/30
10962	Deutsche Bank AG	AUD/USD European Warrants Oct 2010	0.29	0.94 per 1 units	2010/10/25	50,000,000	2010/03/31
10963	Deutsche Bank AG	Gold European Warrants Oct 2010	0.25	1,188 per 4,000 units	2010/10/26	50,000,000	2010/03/31
21806	Deutsche Bank AG	ICBC European Warrants Oct 2010 A	0.32	6.20 per unit	2010/10/04	200,000,000	2010/03/31
21805	HK Bank	BYD European Warrants Feb 2011	0.25	88.88 per 100 units	2011/02/25	150,000,000	2010/03/31
21809	KBC Fin Products Int'l Ltd.	China Tel Euro Wts Oct 2010	0.25	4.08 per unit	2010/10/04	100,000,000	2010/03/31
21811	KBC Fin Products Int'l Ltd.	ICBC European Wts Oct 2010 C	0.25	6.78 per unit	2010/10/04	158,000,000	2010/03/31
21810	KBC Fin Products Int'l Ltd.	ICBC European Wts Sep 2010 B	0.25	6.39 per unit	2010/09/15	158,000,000	2010/03/31
21801	SGA Societe Generale Acceptance N.V.	Alibaba Eu Wts Sep10B	0.18	20	2010/09/15	150,000,000	2010/03/31
21802	SGA Societe Generale Acceptance N.V.	CITBK Euro Wt Aug10B	0.42	6.08 per unit	2010/08/16	50,000,000	2010/03/31
21803	SGA Societe Generale Acceptance N.V.	CITBK Euro Wt Oct10 A	0.4	6.50 per unit	2010/10/04	50,000,000	2010/03/31
21799	SGA Societe Generale Acceptance N.V.	HSI Eur Wt Sep 2010 G	0.15	21,800 per 8,000 units	2010/09/29	300,000,000	2010/03/31

## Newly listed derivative warrants (continued)

Code	Issuer	Name of issue	Issue prices (HK\$)	Strike level/ Subscription price (HK\$) per 10 units	Subscription/ exercise period	Unit issued on initial listing	Listing date
21800	SGA Societe Generale Acceptance N.V.	HSI Eur Wt Sep 2010 H	0.15	22,400 per 8,000 units	2010/09/29	300,000,000	2010/03/31
21804	SGA Societe Generale Acceptance NV	New World Dev Eu Wt Dec10	0.17	16.98	2010/12/29	100,000,000	2010/03/31
21807	SGA Societe Generale Acceptance N.V.	SHK P Eu Wt Oct10B	0.15	111 per 100 units	2010/10/18	150,000,000	2010/03/31
21808	UBS AG	HSBC European Warrants Aug 2010 B	0.16	88.88	2010/08/16	100,000,000	2010/03/31
18325 <sup>#</sup>	Merrill Lynch Int'l & Co. C.V.	HSBC Euro Wts Oct 2010	0.044	83.593 per 93 units	2010/10/25	300,000,000	2010/03/31
19940 <sup>#</sup>	Merrill Lynch Int'l & Co. C.V.	HSI European Warrants May10E	0.019	22,200 per 11,000 units	2010/05/28	600,000,000	2010/03/31
17474 <sup>#</sup>	ABN AMRO Bank N.V.	Sinopec Corp European Warrants Sep 2010	0.099	5.51	2010/09/30	125,000,000	2010/03/31
21825	BOCI Asia Ltd.	BOC HK European Warrants Dec 2010	0.25	19.88	2010/12/22	100,000,000	2010/04/01
21826	BOCI Asia Ltd.	BYD European Warrants Feb 2011	0.25	77.68 per 100 units	2011/02/08	100,000,000	2010/04/01
21827	BOCI Asia Ltd.	Ch Comm Cons European Warrants Oct 2010	0.5	8.78 per unit	2010/10/08	100,000,000	2010/04/01
21824	BOCI Asia Ltd.	HSI European Warrants Dec 2010 A	0.25	22,000 per 8,000 units	2010/12/30	100,000,000	2010/04/01
21828	BOCI Asia Ltd.	HSI European Put Warrants Oct 2010	0.25	20,000 per 8,000 units	2010/10/28	100,000,000	2010/04/01
21813	Citigroup Global Mkt H Inc.	BYD European Warrants Jun 11A	0.25	80 per 100 units	2011/06/20	160,000,000	2010/04/01
21814	Citigroup Global Mkt H Inc.	CC Bank European Wts Oct 2012	0.15	6	2012/10/29	267,000,000	2010/04/01
21817	Citigroup Global Mkt H Inc.	CITIC Pacific Eu Wt Jan 2011 A	0.25	22	2011/01/24	160,000,000	2010/04/01
21815	Citigroup Global Mkt H Inc.	CM Bank European Wts Dec 2010B	0.25	22	2010/12/30	160,000,000	2010/04/01
21818	Citigroup Global Mkt H Inc.	CNOOC European Wts Jun 2011 A	0.25	13.18	2011/06/29	160,000,000	2010/04/01
21816	Citigroup Global Mkt H Inc.	Chi Taiping European Wts Jun11	0.5	30	2011/06/27	80,000,000	2010/04/01
21819	Citigroup Global Mkt H Inc.	Esprit European Wts Mar 2012	0.25	60 per 100 units	2012/03/30	160,000,000	2010/04/01
21820	Citigroup Global Mkt H Inc.	Henganintl European Wts Jan 11	0.55	60	2011/01/24	73,000,000	2010/04/01
21821	Citigroup Global Mkt H Inc.	Kerry Ppt European Wts May11	0.75	50	2011/05/30	53,000,000	2010/04/01
21822	Citigroup Global Mkt H Inc.	PICC P&C European Wts Aug 11A	0.25	8.8	2011/08/29	160,000,000	2010/04/01
21823	HK Bank	HWL European Warrants Oct 2010 A	0.25	72.88	2010/10/04	120,000,000	2010/04/01
21835	KBC Fin Products Int'l Ltd.	HSBC European Wts Aug 2010 D	0.39	80	2010/08/30	100,000,000	2010/04/01
21812	Macquarie Bank Ltd.	Want Want China European Warrants May11	0.25	6.88	2011/05/25	200,000,000	2010/04/01
21829	CC Rabobank B.A.	Chi Res Power European Warrants Sep 2010	0.17	19	2010/09/28	100,000,000	2010/04/01
21830	CC Rabobank B.A.	GCL-Poly Energy European Warrants Oct 10	0.29	2.05 per unit	2010/10/04	100,000,000	2010/04/01
21831	CC Rabobank B.A.	Golden Eagle European Warrants Oct 2010	0.25	18	2010/10/04	100,000,000	2010/04/01
21832	CC Rabobank B.A.	ICBC European Put Warrants Sep 2010	0.27	5 per unit	2010/09/13	150,000,000	2010/04/01
21833	CC Rabobank B.A.	Poly HK Inv European Warrants Oct 2010	0.25	10	2010/10/04	200,000,000	2010/04/01
21834	UBS AG	HKEx European Warrants Dec 2010 C	0.15	130 per 100 units	2010/12/06	200,000,000	2010/04/01
16799 <sup>#</sup>	SGA Societe Generale Acceptance N.V.	CP&CC Eur Wt Jun 10A	0.35	6.28 per unit	2010/06/07	100,000,000	2010/04/01
21844	Deutsche Bank AG	BYD European Warrants Sep 2010	0.15	79.88 per 100 units	2010/09/27	150,000,000	2010/04/07
21845	Deutsche Bank AG	China Telecom European Wts Jul 2010	0.23	4 per unit	2010/07/26	150,000,000	2010/04/07
21841	Deutsche Bank AG	China Life European Warrants Jul 2010 B	0.21	36.38	2010/07/07	300,000,000	2010/04/07
21842	Deutsche Bank AG	Tencent Holdings European Warrants Aug10D	0.15	174.80 per 100 units	2010/08/30	300,000,000	2010/04/07
21843	J P Morgan SP BV	China Shenhua European Warrants Oct 2010	0.35	32	2010/10/07	150,000,000	2010/04/07
21836	CC Rabobank B.A.	Ch Zhongwang European Warrants Dec 2010	0.25	8.3	2010/12/30	200,000,000	2010/04/07
21837	CC Rabobank B.A.	MCC European Warrants Oct 2010	0.49	5 per unit	2010/10/07	100,000,000	2010/04/07
21838	CC Rabobank B.A.	Mongolia Energy European Wts Oct 2010	0.49	4.20 per unit	2010/10/07	80,000,000	2010/04/07
21839	CC Rabobank B.A.	Shanghai Electric European Warrants Oct10	0.6	4.40 per unit	2010/10/07	80,000,000	2010/04/07
21840	CC Rabobank B.A.	Shui On Land European Warrants Nov 2010	0.65	4.60 per unit	2010/11/17	150,000,000	2010/04/07

## Newly listed derivative warrants (continued)

Code	Issuer	Name of issue	Issue prices (HK\$)	Strike level/ Subscription price (HK\$) per 10 units	Subscription/ exercise period	Unit issued on initial listing	Listing date
20095 <sup>#</sup>	CC Rabobank B.A.	HSBC European Warrants Jul 2010 C	0.123	90	2010/07/29	120,000,000	2010/04/07
20445 <sup>#</sup>	CC Rabobank B.A.	GCL-Poly Energy European Warrants Aug2010	0.059	2.70 per unit	2010/08/11	170,000,000	2010/04/07
17401 <sup>#</sup>	CC Rabobank B.A.	CC Bank European Warrants Dec 2011	0.083	6.28	2011/12/12	400,000,000	2010/04/07
21846	Barclays Bank plc	BOCL European Warrants Aug 2010	0.17	4.28 per unit	2010/08/02	200,000,000	2010/04/08
21852	Barclays Bank plc	BYD European Put Warrants May 2011	0.25	68 per 100 units	2011/05/17	150,000,000	2010/04/08
21847	Barclays Bank plc	China Life European Warrants Aug 2010 C	0.2	37.6	2010/08/02	150,000,000	2010/04/08
21853	Barclays Bank plc	CNOOC European Put Warrants Oct 2010	0.15	10.99	2010/10/18	200,000,000	2010/04/08
21848	Barclays Bank plc	Sinopec Corp European Wts Oct 2010 D	0.31	7.18 per unit	2010/10/11	150,000,000	2010/04/08
21854	Barclays Bank plc	Sinopec Corp European Put Wts Oct 2010 E	0.27	5.38 per unit	2010/10/11	150,000,000	2010/04/08
21849	Barclays Bank plc	GCL-Poly Energy European Warrants Oct10	0.25	2.38 per unit	2010/10/18	150,000,000	2010/04/08
21850	Barclays Bank plc	HSBC European Warrants Aug 2010	0.29	86	2010/08/02	150,000,000	2010/04/08
21855	Barclays Bank plc	HSBC European Put Warrants Aug 2010	0.16	70	2010/08/02	200,000,000	2010/04/08
21851	Barclays Bank plc	Jiangxi Copper European Warrants Sep 10C	0.2	17.28	2010/09/27	150,000,000	2010/04/08
21856	Deutsche Bank AG	BOCL European Warrants Oct 2010 A	0.36	4 per unit	2010/10/11	200,000,000	2010/04/08
21857	Deutsche Bank AG	China Mobile European Warrants Oct 2010 D	0.32	83	2010/10/11	200,000,000	2010/04/08
21858	Deutsche Bank AG	Ping An European Warrants Oct 2010	0.5	72	2010/10/11	200,000,000	2010/04/08
01268 <sup>#</sup>	Deutsche Bank AG	HSBC European Warrants Dec 2010 A	0.024	100 per 100 unit	2010/12/30	800,000,000	2010/04/08
17446 <sup>#</sup>	Merrill Lynch Int'l & Co. C.V.	Ch Mobile Eur Wt Oct 2010 A	0.015	86.65 per 100 units	2010/10/11	800,000,000	2010/04/09
19545 <sup>#</sup>	Merrill Lynch Int'l & Co. C.V.	CNOOC European Wts Jun 2010	0.065	12.89	2010/06/07	200,000,000	2010/04/09
17286 <sup>#</sup>	Merrill Lynch Int'l & Co. C.V.	Sinopec Euro Wts Dec 2010	0.052	6.59	2010/12/20	500,000,000	2010/04/09
19959 <sup>#</sup>	UBS AG	HSBC European Warrants Oct 2010	0.045	83.60 per 93 units	2010/10/25	400,000,000	2010/04/09
21872	Credit Suisse AG	BYD European Warrants Oct 2010	0.15	79.88 per 100 units	2010/10/04	200,000,000	2010/04/12
21873	Credit Suisse AG	CM Bank European Warrants Oct 2010	0.25	22.5	2010/10/12	200,000,000	2010/04/12
21871	Credit Suisse AG	China Shenhua European Warrants Aug 2010	0.15	37	2010/08/30	200,000,000	2010/04/12
21874	KBC Fin Products Int'l Ltd.	Hutchison Eur Put Wts Oct 2010	0.25	50	2010/10/12	80,000,000	2010/04/12
21870	KBC Fin Products Int'l Ltd.	Zijin Mining European Wt Jan11	0.15	5.51	2011/01/03	128,000,000	2010/04/12
21878	Macquarie Bank Ltd.	China EB Ltd European Warrants Oct 10	0.252	25	2010/10/12	200,000,000	2010/04/12
21875	Macquarie Bank Ltd.	China Bluechem European Warrants Oct10	0.531	6 per unit	2010/10/12	50,000,000	2010/04/12
21876	Macquarie Bank Ltd.	China COSCO European Warrants Jul 2011	0.251	12	2011/07/12	200,000,000	2010/04/12
21877	Macquarie Bank Ltd.	China Life European Wts Sep 2010 A	0.151	42.88	2010/09/30	300,000,000	2010/04/12
21879	Macquarie Bank Ltd.	China Life European Put Wts Sep 2010	0.151	32.88	2010/09/22	300,000,000	2010/04/12
21880	Macquarie Bank Ltd.	CM Bank European Warrants Nov 2010	0.17	23.38 per 9 units	2010/11/02	300,000,000	2010/04/12
21881	Macquarie Bank Ltd.	CM Bank European Put Warrants Oct 2010	0.152	18.28	2010/10/04	300,000,000	2010/04/12
21863	Macquarie Bank Ltd.	Henderson Land Dev Euro Wts Nov 2010	0.392	65	2010/11/02	100,000,000	2010/04/12
21864	Macquarie Bank Ltd.	Henderson Land Dev Euro Wts May 2011	0.828	60	2011/05/04	100,000,000	2010/04/12
21865	SGA Societe Generale Acceptance N.V.	CHALCO Eu Wt Oct 2010	0.15	8.4	2010/10/04	400,000,000	2010/04/12
21866	SGA Societe Generale Acceptance N.V.	Angang Steel Eu Wt Dec10	0.25	15.8	2010/12/08	150,000,000	2010/04/12
21859	SGA Societe Generale Acceptance N.V.	CMob Eu Put Wt Jun 11	0.15	74 per 100 units	2011/06/08	300,000,000	2010/04/12
21867	SGA Societe Generale Acceptance N.V.	Shenhua Eu Wt Oct 10	0.38	35.8	2010/10/18	100,000,000	2010/04/12
21860	SGA Societe Generale Acceptance N.V.	A50 Ch Eu Wt Jan 11A	0.19	13.88	2011/01/05	300,000,000	2010/04/12
21861	SGA Societe Generale Acceptance N.V.	A50 Ch Eu Wt Jan 11B	0.15	15	2011/01/12	300,000,000	2010/04/12
21862	SGA Societe Generale Acceptance N.V.	A50 Ch Eu Wt Mar 2011A	0.21	14	2011/03/23	300,000,000	2010/04/12
21868	SGA Societe Generale Acceptance N.V.	HuanengPower Eu Wt Oct10	0.28	5.20 per unit	2010/10/18	50,000,000	2010/04/12



## Newly listed derivative warrants (continued)

Code	Issuer	Name of issue	Issue prices (HK\$)	Strike level/ Subscription price (HK\$) per 10 units	Subscription/ exercise period	Unit issued on initial listing	Listing date
21869	SGA Societe Generale Acceptance NV	Yanzhou Coal Eu Wt Oct10	0.26	19.8	2010/10/13	200,000,000	2010/04/12
21882	UBS AG	BOCL European Warrants Oct 2010 A	0.25	4.38 per unit	2010/10/18	100,000,000	2010/04/12
21883	UBS AG	China Life European Warrants Sep 2010 B	0.15	41.5	2010/09/27	200,000,000	2010/04/12
15201 <sup>#</sup>	Merrill Lynch Int'l & Co. C.V.	HSBC Euro Wts May 2011 A	0.036	108.80 per 100 units	2011/05/31	300,000,000	2010/04/12
21892	BNP Paribas Arbit Issu B.V.	Ch Mobile Euro Wts Aug 2010 C	0.3	80.05	2010/08/30	200,000,000	2010/04/13
21896	BNP Paribas Arbit Issu B.V.	HSBC European Wts Sep 2010 D	0.46	81.95	2010/09/06	200,000,000	2010/04/13
21918	Credit Suisse AG	BOCL European Warrants Oct 2010 A	0.25	4.63 per unit	2010/10/18	200,000,000	2010/04/13
21919	Credit Suisse AG	CC Bank European Warrants Oct 2010 B	0.25	7.38 per unit	2010/10/18	200,000,000	2010/04/13
21920	Credit Suisse AG	Sinopec Corp European Warrants Oct 2010	0.25	7.28 per unit	2010/10/18	200,000,000	2010/04/13
21921	Citigroup Global Mkt H Inc.	China Agri European Wts Jan11	0.25	12.4	2011/01/24	100,000,000	2010/04/13
21922	Citigroup Global Mkt H Inc.	Yue Yuen Ind European Wt May11	0.33	28	2011/05/30	100,000,000	2010/04/13
21923	Citigroup Global Mkt H Inc.	Yue Yuen Ind European Wt Dec11	0.3	33	2011/12/28	100,000,000	2010/04/13
21897	Goldman Sachs SP (Asia)	HSI European Warrants Jul 2010 F	0.15	20,400 per 10,000 units	2010/07/29	200,000,000	2010/04/13
21898	Goldman Sachs SP (Asia)	HSI European Warrants Jul 2010 G	0.15	20,800 per 10,000 units	2010/07/29	200,000,000	2010/04/13
21899	Goldman Sachs SP (Asia)	HSI European Warrants Aug 2010 I	0.16	21,000 per 8,000 units	2010/08/30	200,000,000	2010/04/13
21900	Goldman Sachs SP (Asia)	HSI European Warrants Aug 2010 J	0.15	22,000 per 6,700 units	2010/08/30	200,000,000	2010/04/13
21901	Goldman Sachs SP (Asia)	HSI European Warrants Sep 2010 A	0.18	20,200 per 10,000 units	2010/09/29	200,000,000	2010/04/13
21902	Goldman Sachs SP (Asia)	HSI European Warrants Sep 2010 B	0.16	20,600 per 10,000 units	2010/09/29	200,000,000	2010/04/13
21903	Goldman Sachs SP (Asia)	HSI European Warrants Sep 2010 C	0.15	21,000 per 11,000 units	2010/09/29	200,000,000	2010/04/13
21904	Goldman Sachs SP (Asia)	HSI European Warrants Sep 2010 D	0.15	21,200 per 10,000 units	2010/09/29	200,000,000	2010/04/13
21905	Goldman Sachs SP (Asia)	HSI European Warrants Sep 2010 E	0.15	21,400 per 9,000 units	2010/09/29	200,000,000	2010/04/13
21906	Goldman Sachs SP (Asia)	HSI European Put Wts Jul 2010 H	0.15	21,200 per 9,000 units	2010/07/29	200,000,000	2010/04/13
21907	Goldman Sachs SP (Asia)	HSI European Put Wts Jul 2010 I	0.16	21,600 per 8,800 units	2010/07/29	200,000,000	2010/04/13
21908	Goldman Sachs SP (Asia)	HSI European Put Wts Jul 2010 J	0.19	21,800 per 8,000 units	2010/07/29	200,000,000	2010/04/13
21909	Goldman Sachs SP (Asia)	HSI European Put Wts Jul 2010 K	0.24	22,400 per 8,000 units	2010/07/29	200,000,000	2010/04/13
21910	Goldman Sachs SP (Asia)	HSI European Put Wts Aug 2010 K	0.15	21,000 per 10,000 units	2010/08/30	200,000,000	2010/04/13
21911	Goldman Sachs SP (Asia)	HSI European Put Wts Aug 2010 L	0.19	21,800 per 9,000 units	2010/08/30	200,000,000	2010/04/13
21912	Goldman Sachs SP (Asia)	HSI European Put Wts Sep 2010 F	0.15	20,800 per 11,000 units	2010/09/29	200,000,000	2010/04/13
21913	Goldman Sachs SP (Asia)	HSI European Put Wts Sep 2010 G	0.16	21,000 per 9,000 units	2010/09/29	200,000,000	2010/04/13
21914	Goldman Sachs SP (Asia)	HSI European Put Wts Sep 2010 H	0.15	21,200 per 10,000 units	2010/09/29	200,000,000	2010/04/13
21915	Goldman Sachs SP (Asia)	HSI European Put Wts Sep 2010 I	0.19	21,600 per 9,000 units	2010/09/29	200,000,000	2010/04/13
21916	Goldman Sachs SP (Asia)	HSI European Put Wts Sep 2010 J	0.17	21,800 per 11,000 units	2010/09/29	200,000,000	2010/04/13
21884	CC Rabobank B.A.	China Life European Warrants Sep 2010 A	0.15	42.88	2010/09/30	100,000,000	2010/04/13
21885	CC Rabobank B.A.	Ch Mobile European Warrants Aug 2010 C	0.15	85	2010/08/23	120,000,000	2010/04/13
21889	CC Rabobank B.A.	HSI European Warrants Sep 2010 A	0.15	21,200 per 10,000 units	2010/09/29	200,000,000	2010/04/13
21890	CC Rabobank B.A.	HSI European Warrants Sep 2010 B	0.15	21,600 per 10,000 units	2010/09/29	200,000,000	2010/04/13
21893	CC Rabobank B.A.	HSI European Put Warrants Sep 2010 C	0.17	21,200 per 10,000 units	2010/09/29	200,000,000	2010/04/13
21894	CC Rabobank B.A.	HSI European Put Warrants Sep 2010 D	0.2	21,600 per 9,000 units	2010/09/29	200,000,000	2010/04/13
21886	CC Rabobank B.A.	Tencent Holdings European Wts Aug 2010	0.15	174.80 per 100 units	2010/08/31	200,000,000	2010/04/13
21887	CC Rabobank B.A.	Tencent Holdings European Wts Sep 2010	0.15	162 per 100 units	2010/09/22	200,000,000	2010/04/13
21888	CC Rabobank B.A.	Tencent Holdings European Put Wts Jul10	0.18	160 per 100 units	2010/07/29	200,000,000	2010/04/13
21917	UBS AG	A50 China European Warrants Nov 2010 A	0.15	15	2010/11/22	200,000,000	2010/04/13

## Newly listed derivative warrants (continued)

Code	Issuer	Name of issue	Issue prices (HK\$)	Strike level/ Subscription price (HK\$) per 10 units	Subscription/ exercise period	Unit issued on initial listing	Listing date
21891	UBS AG	HSI European Warrants Sep 2010 D	0.15	21,000 per 9,000 units	2010/09/29	200,000,000	2010/04/13
21895	UBS AG	HSI European Put Warrants Sep 2010 E	0.15	20,000 per 8,800 units	2010/09/29	200,000,000	2010/04/13
21928	BNP Paribas Arbit Issu B.V.	CC Bank Euro Wts Nov 2010	0.26	7.78 per unit	2010/11/01	200,000,000	2010/04/14
21929	BNP Paribas Arbit Issu B.V.	China Life Euro Wts Nov 2010	0.25	42	2010/11/01	200,000,000	2010/04/14
21930	BNP Paribas Arbit Issu B.V.	ICBC European Wts Nov 2010 A	0.25	6.99 per unit	2010/11/01	200,000,000	2010/04/14
21938	Deutsche Bank AG	BYD European Put Warrants Nov 2010	0.25	80 per 100 units	2010/11/29	150,000,000	2010/04/14
21937	Deutsche Bank AG	HSI European Put Warrants Nov 2010 A	0.4	23,600 per 8,000 units	2010/11/29	300,000,000	2010/04/14
21935	Deutsche Bank AG	HSI European Put Warrants Oct 2010 A	0.31	22,800 per 8,000 units	2010/10/28	300,000,000	2010/04/14
21936	Deutsche Bank AG	HSI European Put Warrants Oct 2010 B	0.34	23,200 per 8,000 units	2010/10/28	300,000,000	2010/04/14
21939	Deutsche Bank AG	Sinopharm European Warrants Oct 2010	0.55	42	2010/10/18	150,000,000	2010/04/14
21940	Deutsche Bank AG	Tencent Holdings European Put Wts Aug 10F	0.15	140 per 100 units	2010/08/30	200,000,000	2010/04/14
21931	HK Bank	China COSCO European Warrants Nov 2010	0.15	12.02	2010/11/24	120,000,000	2010/04/14
21932	HK Bank	Ch Ship Cont European Warrants Oct 2010	0.25	4.08 per unit	2010/10/15	80,000,000	2010/04/14
21933	J P Morgan SP BV	China Life European Warrants Oct 2010	0.25	43	2010/10/18	180,000,000	2010/04/14
21934	J P Morgan SP BV	China Mob European Wts Oct 2010 B	0.3	81.88	2010/10/14	100,000,000	2010/04/14
21941	KBC Fin Products Int'l Ltd.	BOCL European Wts Sep 2010 C	0.18	4.71 per unit	2010/09/01	158,000,000	2010/04/14
21942	KBC Fin Products Int'l Ltd.	CC Bank Euro Wts Oct 2010	0.33	7.08 per unit	2010/10/15	148,000,000	2010/04/14
21943	KBC Fin Products Int'l Ltd.	CC Bank Euro Wts Aug 2010 C	0.15	8 per unit	2010/08/10	200,000,000	2010/04/14
21944	KBC Fin Products Int'l Ltd.	China Life Euro Wts Sep 2010 B	0.15	44.38	2010/09/16	200,000,000	2010/04/14
21949	KBC Fin Products Int'l Ltd.	China Life Eur Put Wt Aug 10 E	0.19	36	2010/08/02	158,000,000	2010/04/14
21945	KBC Fin Products Int'l Ltd.	Ch Mobile Euro Wt Oct 2010 B	0.5	75	2010/10/04	80,000,000	2010/04/14
21946	KBC Fin Products Int'l Ltd.	CNOOC European Wts Oct 2010 B	0.25	11.88	2010/10/15	118,000,000	2010/04/14
21947	KBC Fin Products Int'l Ltd.	CNOOC European Wts Oct 2010 C	0.15	13.98	2010/10/04	128,000,000	2010/04/14
21948	KBC Fin Products Int'l Ltd.	ICBC European Wts Sep 2010 C	0.18	7.08 per unit	2010/09/01	158,000,000	2010/04/14
21924	SGA Societe Generale Acceptance N.V.	HSCEI Eu Wt Jul 2010	0.19	12,300 per 6,000 units	2010/07/29	300,000,000	2010/04/14
21925	SGA Societe Generale Acceptance N.V.	HSCEI Eu Wt Sep 2010	0.17	12,800 per 6,500 units	2010/09/29	300,000,000	2010/04/14
21926	SGA Societe Generale Acceptance N.V.	HSCEI Eu Put Wt Jul 10	0.15	12,200 per 6,000 units	2010/07/29	300,000,000	2010/04/14
21927	SGA Societe Generale Acceptance N.V.	HSCEI Eu Put Wt Oct 10	0.28	13,200 per 6,500 units	2010/10/28	300,000,000	2010/04/14
20153 <sup>#</sup>	BNP Paribas Arbit Issu B.V.	Ch Mobile Euro Wts Jul 2010 A	0.14	83.88	2010/07/02	300,000,000	2010/04/14
21296 <sup>#</sup>	Goldman Sachs SP (Asia)	BOCL European Warrants Sep 2010	0.36	4.20 per unit	2010/09/27	200,000,000	2010/04/14
21155 <sup>#</sup>	SGA Societe Generale Acceptance N.V.	HSBC Eu Wt Aug 2010 C	0.134	88.88	2010/08/23	100,000,000	2010/04/14
21978	BNP Paribas Arbit Issu B.V.	R&F Ppt European Wts Mar 2011	0.25	16.18	2011/03/01	100,000,000	2010/04/15
21980	Credit Suisse AG	Jiangxi Copper European Wts Nov 2010 B	0.25	20.38	2010/11/29	200,000,000	2010/04/15
21981	Credit Suisse AG	PetroChina European Warrants Nov 2010	0.25	10.68 per unit	2010/11/15	200,000,000	2010/04/15
21982	Credit Suisse AG	Tencent Holdings European Wts Sep 2010 A	0.15	174.80 per 100 units	2010/09/13	200,000,000	2010/04/15
21983	Deutsche Bank AG	CC Bank European Warrants Aug 2010 C	0.24	7.47 per unit	2010/08/30	200,000,000	2010/04/15
21962	Deutsche Bank AG	China Life European Warrants Nov 2010 A	0.25	43.88	2010/11/08	200,000,000	2010/04/15
21984	Deutsche Bank AG	ICBC European Warrants Aug 2010 B	0.19	6.88 per unit	2010/08/02	200,000,000	2010/04/15
21968	Goldman Sachs SP (Asia)	HSI European Warrants Sep 2010 K	0.16	21,800 per 8,000 units	2010/09/29	200,000,000	2010/04/15
21969	Goldman Sachs SP (Asia)	HSI European Warrants Sep 2010 L	0.15	22,400 per 8,000 units	2010/09/29	200,000,000	2010/04/15
21970	Goldman Sachs SP (Asia)	HSI European Warrants Sep 2010 M	0.15	22,800 per 8,000 units	2010/09/29	200,000,000	2010/04/15
21979	Goldman Sachs SP (Asia)	HSI European Warrants Sep 2010 P	0.15	22,200 per 8,800 units	2010/09/29	200,000,000	2010/04/15

## Newly listed derivative warrants (continued)

Code	Issuer	Name of issue	Issue prices (HK\$)	Strike level/ Subscription price (HK\$) per 10 units	Subscription/ exercise period	Unit issued on initial listing	Listing date
21972	Goldman Sachs SP (Asia)	HSI European Warrants Oct 2010 A	0.15	21,800 per 10,000 units	2010/10/28	200,000,000	2010/04/15
21973	Goldman Sachs SP (Asia)	HSI European Warrants Oct 2010 B	0.25	22,000 per 7,000 units	2010/10/28	200,000,000	2010/04/15
21974	Goldman Sachs SP (Asia)	HSI European Put Wts Sep 2010 N	0.15	20,200 per 8,500 units	2010/09/29	200,000,000	2010/04/15
21975	Goldman Sachs SP (Asia)	HSI European Put Wts Sep 2010 O	0.16	22,000 per 11,500 units	2010/09/29	200,000,000	2010/04/15
21976	Goldman Sachs SP (Asia)	HSI European Put Wts Oct 2010 C	0.15	20,000 per 8,000 units	2010/10/28	200,000,000	2010/04/15
21977	Goldman Sachs SP (Asia)	HSI European Put Wts Oct 2010 D	0.25	20,200 per 5,800 units	2010/10/28	200,000,000	2010/04/15
21957	HK Bank	CHALCO European Warrants Mar 2011	0.25	9.28	2011/03/30	120,000,000	2010/04/15
21959	HK Bank	CNOOC European Warrants Dec 2010 C	0.25	15.88	2010/12/30	180,000,000	2010/04/15
21958	HK Bank	Sinopec Corp European Warrants Oct 2010	0.25	7.48 per unit	2010/10/18	160,000,000	2010/04/15
21960	HK Bank	KECL European Warrants Dec 2010 C	0.25	12.88	2010/12/30	120,000,000	2010/04/15
21961	HK Bank	PetroChina European Warrants Oct 2010	0.25	11.38 per unit	2010/10/18	160,000,000	2010/04/15
21952	J P Morgan SP BV	CHALCO European Warrants Nov 2010 B	0.15	9.28	2010/11/01	200,000,000	2010/04/15
21953	J P Morgan SP BV	BOCL European Warrants Oct 2010 A	0.25	4.60 per unit	2010/10/15	150,000,000	2010/04/15
21955	J P Morgan SP BV	Esprit European Wts Oct 2010	0.435	70	2010/10/15	80,000,000	2010/04/15
21956	J P Morgan SP BV	ICBC European Warrants Oct 2010	0.26	6.88 per unit	2010/10/15	100,000,000	2010/04/15
21954	J P Morgan SP BV	China Mengniu European Warrants Oct 2010	0.25	26.88	2010/10/15	80,000,000	2010/04/15
21985	KBC Fin Products Int'l Ltd.	Ch Mobile Euro Wt Oct 2010 C	0.32	82.18	2010/10/15	150,000,000	2010/04/15
21987	KBC Fin Products Int'l Ltd.	HSBC European Wts Oct 2010	0.25	92.88	2010/10/15	158,000,000	2010/04/15
21986	KBC Fin Products Int'l Ltd.	HSBC European Wts Sep 2010 G	0.195	86	2010/09/01	150,000,000	2010/04/15
21988	KBC Fin Products Int'l Ltd.	Jiangxi Copper Eu Wts Nov 2010	0.25	18.88	2010/11/03	118,000,000	2010/04/15
21989	KBC Fin Products Int'l Ltd.	Zijin Mining European Wt Oct10B	0.48	7 per unit	2010/10/15	80,000,000	2010/04/15
21971	CC Rabobank B.A.	WISE CSI European Put Warrants Oct 2010	0.25	32.8	2010/10/28	100,000,000	2010/04/15
21966	CC Rabobank B.A.	WISE CSI European Warrants Oct 2010 A	0.29	36	2010/10/28	100,000,000	2010/04/15
21967	CC Rabobank B.A.	WISE CSI European Warrants Oct 2010 B	0.25	39.2	2010/10/28	100,000,000	2010/04/15
21951	RB of Scotland N.V.	CC Bank European Warrants Aug 2010	0.209	7.68 per unit	2010/08/30	150,000,000	2010/04/15
21950	RB of Scotland N.V.	CC Bank European Warrants Jul 2010 B	0.229	7.28 per unit	2010/07/26	150,000,000	2010/04/15
21963	UBS AG	BOCL European Warrants Oct 2010 B	0.18	4.68 per unit	2010/10/04	100,000,000	2010/04/15
21964	UBS AG	Sinopec Corp European Warrants Oct 2010 A	0.25	7.18 per unit	2010/10/04	100,000,000	2010/04/15
21965	UBS AG	ICBC European Warrants Aug 2010	0.15	7.08 per unit	2010/08/23	100,000,000	2010/04/15
21993	BOCI Asia Ltd.	Renhe Comm European Warrants Oct 2010	0.25	2.18 per unit	2010/10/20	100,000,000	2010/04/16
21994	BOCI Asia Ltd.	Yuexiu Property European Warrants Oct 2010	0.45	2.50 per unit	2010/10/20	100,000,000	2010/04/16
22019	Credit Suisse AG	CC Bank European Warrants Aug 2010 B	0.15	7.68 per unit	2010/08/30	200,000,000	2010/04/16
22020	Credit Suisse AG	China Mobile European Warrants Aug 2010 C	0.15	89.98	2010/08/30	200,000,000	2010/04/16
22021	Credit Suisse AG	Sinopec Corp European Warrants Aug 2010	0.15	7.68 per unit	2010/08/30	200,000,000	2010/04/16
22023	Credit Suisse AG	HSBC European Wts Aug 2010 B	0.15	94	2010/08/30	200,000,000	2010/04/16
22018	Credit Suisse AG	HSI European Warrants Jul 2010 E	0.15	22,800 per 8,000 units	2010/07/29	200,000,000	2010/04/16
22022	Credit Suisse AG	HSI European Put Warrants Jul 2010 F	0.15	22,400 per 8,000 units	2010/07/29	200,000,000	2010/04/16
22003	Goldman Sachs SP (Asia)	HSI European Warrants Oct 2010 E	0.25	20,800 per 9,800 units	2010/10/28	200,000,000	2010/04/16
22004	Goldman Sachs SP (Asia)	HSI European Warrants Oct 2010 F	0.25	21,000 per 9,200 units	2010/10/28	200,000,000	2010/04/16
22005	Goldman Sachs SP (Asia)	HSI European Warrants Oct 2010 G	0.25	21,200 per 9,000 units	2010/10/28	200,000,000	2010/04/16
22006	Goldman Sachs SP (Asia)	HSI European Warrants Oct 2010 H	0.25	21,400 per 8,500 units	2010/10/28	200,000,000	2010/04/16
22007	Goldman Sachs SP (Asia)	HSI European Warrants Oct 2010 I	0.25	21,600 per 8,000 units	2010/10/28	200,000,000	2010/04/16

## Newly listed derivative warrants (continued)

Code	Issuer	Name of issue	Issue prices (HK\$)	Strike level/ Subscription price (HK\$) per 10 units	Subscription/ exercise period	Unit issued on initial listing	Listing date
22011	Goldman Sachs SP (Asia)	HSI European Put Wts Oct 2010 J	0.25	20,400 per 5,800 units	2010/10/28	200,000,000	2010/04/16
22012	Goldman Sachs SP (Asia)	HSI European Put Wts Oct 2010 K	0.25	20,600 per 6,000 units	2010/10/28	200,000,000	2010/04/16
22013	Goldman Sachs SP (Asia)	HSI European Put Wts Oct 2010 L	0.25	20,800 per 6,300 units	2010/10/28	200,000,000	2010/04/16
22014	Goldman Sachs SP (Asia)	HSI European Put Wts Oct 2010 M	0.25	21,000 per 6,800 units	2010/10/28	200,000,000	2010/04/16
22015	Goldman Sachs SP (Asia)	HSI European Put Wts Oct 2010 N	0.25	21,200 per 7,000 units	2010/10/28	200,000,000	2010/04/16
21990	HK Bank	BOCL European Put Warrants Aug 2010	0.15	3.60 per unit	2010/08/30	120,000,000	2010/04/16
21991	HK Bank	CC Bank European Put Warrants Oct 2010	0.25	5.58 per unit	2010/10/18	160,000,000	2010/04/16
21992	HK Bank	ICBC European Put Warrants Oct 2010	0.25	5.38 per unit	2010/10/18	120,000,000	2010/04/16
22001	RB of Scotland N.V.	HSI European Warrants Sep 2010	0.165	22,400 per 8,000 units	2010/09/29	400,000,000	2010/04/16
22002	RB of Scotland N.V.	HSI European Put Warrants Jul 2010	0.208	22,400 per 8,000 units	2010/07/29	400,000,000	2010/04/16
21995	SGA Societe Generale Acceptance N.V.	CCB Eur Wt Sep 2010 C	0.48	6.88 per unit	2010/09/20	80,000,000	2010/04/16
21996	SGA Societe Generale Acceptance N.V.	CNOOC Eu Wt Nov 2010C	0.15	14.2	2010/11/29	300,000,000	2010/04/16
21997	SGA Societe Generale Acceptance N.V.	A50 Ch Eu Wt Nov 10B	0.15	13.7	2010/11/08	300,000,000	2010/04/16
22010	SGA Societe Generale Acceptance N.V.	HSBC Eu Wt Feb 2011 A	0.25	100	2011/02/28	100,000,000	2010/04/16
22009	SGA Societe Generale Acceptance N.V.	HSBC Eu Wt Nov 2010 B	0.25	92	2010/11/01	100,000,000	2010/04/16
22016	SGA Societe Generale Acceptance N.V.	HSI Eur Wt Oct 2010 A	0.28	22,600 per 8,000 units	2010/10/28	300,000,000	2010/04/16
22017	SGA Societe Generale Acceptance N.V.	HSI Eur Wt Oct 2010 B	0.25	23,400 per 8,000 units	2010/10/28	300,000,000	2010/04/16
21999	UBS AG	HSI European Put Warrants Aug 2010 D	0.15	21,800 per 9,000 units	2010/08/30	200,000,000	2010/04/16
22008	UBS AG	HSI European Warrants Jul 2010 B	0.15	22,800 per 8,000 units	2010/07/29	200,000,000	2010/04/16
22000	UBS AG	HSI European Put Warrants Sep 2010 F	0.25	22,900 per 8,000 units	2010/09/29	200,000,000	2010/04/16
21998	UBS AG	Jiangxi Copper European Warrants Sep 2010 A	0.15	21	2010/09/27	100,000,000	2010/04/16
17514*	CC Rabobank B.A.	A50 China European Warrants Jun 2010 B	0.049	14	2010/06/18	500,000,000	2010/04/16
22030	BNP Paribas Arbit Issu B.V.	HKEx European Wts Jul 2011 A	0.25	140 per 100 units	2011/07/04	200,000,000	2010/04/19
22051	Goldman Sachs SP (Asia)	BOCL European Warrants Nov 2010 A	0.25	5.15 per unit	2010/11/29	200,000,000	2010/04/19
22047	Goldman Sachs SP (Asia)	BOCL European Warrants Jul 2010 D	0.15	4.80 per unit	2010/07/29	200,000,000	2010/04/19
22048	Goldman Sachs SP (Asia)	BOCL European Warrants Aug 2010 C	0.19	4.70 per unit	2010/08/30	200,000,000	2010/04/19
22049	Goldman Sachs SP (Asia)	BOCL European Warrants Aug 2010 D	0.15	5.08 per unit	2010/08/30	200,000,000	2010/04/19
22050	Goldman Sachs SP (Asia)	BOCL European Warrants Sep 2010 B	0.17	4.88 per unit	2010/09/29	200,000,000	2010/04/19
22052	Goldman Sachs SP (Asia)	China Life Euro Wts Jul 2010 B	0.15	42	2010/07/29	200,000,000	2010/04/19
22053	Goldman Sachs SP (Asia)	China Life Euro Wts Sep 2010 A	0.16	42.88	2010/09/29	200,000,000	2010/04/19
22054	Goldman Sachs SP (Asia)	China Life Euro Wts Nov 2010 A	0.25	44	2010/11/29	200,000,000	2010/04/19
22055	Goldman Sachs SP (Asia)	HSBC European Warrants Sep 2010 B	0.23	93.2	2010/09/29	200,000,000	2010/04/19
22056	Goldman Sachs SP (Asia)	HSI European Warrants Oct 2010 O	0.25	22,600 per 6,800 units	2010/10/28	200,000,000	2010/04/19
22057	Goldman Sachs SP (Asia)	HSI European Warrants Oct 2010 P	0.25	23,200 per 5,900 units	2010/10/28	200,000,000	2010/04/19
22031	HK Bank	Ch Comm Cons European Warrants Oct 2010	0.25	8.88 per unit	2010/10/19	120,000,000	2010/04/19
22032	HK Bank	CNOOC European Put Warrants Feb 2011	0.25	11.88	2011/02/18	160,000,000	2010/04/19
22033	HK Bank	Zijin Mining European Warrants Jun 2011	0.25	7.28	2011/06/17	160,000,000	2010/04/19
22027	J P Morgan SP BV	Agile Ppt European Warrants Mar 2011	0.25	11.88	2011/03/28	200,000,000	2010/04/19
22028	J P Morgan SP BV	Air China European Warrants Dec 2010 C	0.25	8.88	2010/12/06	200,000,000	2010/04/19
22029	J P Morgan SP BV	R&F Ppt European Warrants Dec 2010	0.25	14.88	2010/12/30	200,000,000	2010/04/19
22036	KBC Fin Products Int'l Ltd.	HSCEI Euro Wts Sep 2010	0.17	12,800 per 6,500 units	2010/09/29	200,000,000	2010/04/19
22037	KBC Fin Products Int'l Ltd.	HSCEI Euro Put Wts Oct 2010 A	0.25	12,600 per 5,500 units	2010/10/28	200,000,000	2010/04/19

## Newly listed derivative warrants (continued)

Code	Issuer	Name of issue	Issue prices (HK\$)	Strike level/ Subscription price (HK\$) per 10 units	Subscription/ exercise period	Unit issued on initial listing	Listing date
22038	KBC Fin Products Int'l Ltd.	HSCEI Euro Put Wts Oct 2010 B	0.25	13,600 per 7,700 units	2010/10/28	200,000,000	2010/04/19
22039	KBC Fin Products Int'l Ltd.	HSI European Wts Oct 2010	0.25	23,200 per 8,200 units	2010/10/28	300,000,000	2010/04/19
22040	KBC Fin Products Int'l Ltd.	HSI European Wts Sep 2010 H	0.157	22,200 per 8,800 units	2010/09/29	300,000,000	2010/04/19
22041	KBC Fin Products Int'l Ltd.	HSI European Wts Sep 2010 I	0.15	22,800 per 8,000 units	2010/09/29	300,000,000	2010/04/19
22044	KBC Fin Products Int'l Ltd.	HSI Euro Put Wts Oct 2010 A	0.25	22,600 per 10,000 units	2010/10/28	300,000,000	2010/04/19
22045	KBC Fin Products Int'l Ltd.	HSI Euro Put Wts Oct 2010 B	0.25	23,000 per 11,500 units	2010/10/28	300,000,000	2010/04/19
22046	KBC Fin Products Int'l Ltd.	HSI Euro Put Wts Oct 2010 C	0.25	23,400 per 13,000 units	2010/10/28	300,000,000	2010/04/19
22042	KBC Fin Products Int'l Ltd.	HSI Euro Put Wts Nov 2010 A	0.25	23,800 per 14,500 units	2010/11/29	300,000,000	2010/04/19
22043	KBC Fin Products Int'l Ltd.	HSI Euro Put Wts Nov 2010 B	0.25	24,200 per 15,500 units	2010/11/29	300,000,000	2010/04/19
22025	Macquarie Bank Ltd.	HKEx European Warrants Nov 2010	0.585	160	2010/11/02	200,000,000	2010/04/19
22024	Macquarie Bank Ltd.	HKEx European Warrants Aug 2011 A	0.17	143 per 100 units	2011/08/08	200,000,000	2010/04/19
22026	Macquarie Bank Ltd.	Tencent European Warrants Oct 2010 B	0.15	178.90 per 100 units	2010/10/11	250,000,000	2010/04/19
22035	RB of Scotland N.V.	A50 China European Put Wts Dec 2010	0.166	13.888	2010/12/31	250,000,000	2010/04/19
22034	RB of Scotland N.V.	ICBC European Warrants Oct 2010	0.266	6.88 per unit	2010/10/19	100,000,000	2010/04/19
22058	BNP Paribas Arbit Issu B.V.	HSI European Wts Sep 2010	0.21	22,200 per 8,800 units	2010/09/29	200,000,000	2010/04/20
22062	BNP Paribas Arbit Issu B.V.	HSI Euro Put Wts Sep 2010 B	0.35	22,900 per 8,000 units	2010/09/29	200,000,000	2010/04/20
22069	Goldman Sachs SP (Asia)	CC Bank European Wts Nov 2010	0.43	7.38 per unit	2010/11/29	200,000,000	2010/04/20
22066	Goldman Sachs SP (Asia)	CC Bank European Wts Jul 2010 D	0.21	7.28 per unit	2010/07/29	200,000,000	2010/04/20
22067	Goldman Sachs SP (Asia)	CC Bank European Wts Sep 2010 A	0.48	6.88 per unit	2010/09/27	200,000,000	2010/04/20
22068	Goldman Sachs SP (Asia)	CC Bank European Wts Sep 2010 B	0.22	7.68 per unit	2010/09/29	200,000,000	2010/04/20
22070	Goldman Sachs SP (Asia)	China Mobile Euro Wts Oct 2010 B	0.31	88	2010/10/28	200,000,000	2010/04/20
22071	Goldman Sachs SP (Asia)	A50 China European Wts Aug 2010 C	0.21	17.64 per unit	2010/08/30	200,000,000	2010/04/20
22072	Goldman Sachs SP (Asia)	A50 China European Wts Nov 2010 A	0.15	13.7	2010/11/01	200,000,000	2010/04/20
22073	Goldman Sachs SP (Asia)	Tencent Holdings European Wt Aug10	0.15	166.80 per 100 units	2010/08/30	200,000,000	2010/04/20
22074	Goldman Sachs SP (Asia)	Tencent Holdings European Wt Sep10	0.16	168.80 per 100 units	2010/09/29	200,000,000	2010/04/20
22059	HK Bank	Alibaba European Warrants Oct 2010	0.25	22.28	2010/10/28	120,000,000	2010/04/20
22060	HK Bank	Datang Power European Warrants Dec 2010 A	0.25	4.68 per unit	2010/12/30	80,000,000	2010/04/20
22061	HK Bank	Maanshan Iron European Warrants Oct 2010 A	0.25	5.68 per unit	2010/10/28	80,000,000	2010/04/20
22063	HK Bank	Shanghai Electric European Warrants Dec 2010	0.25	4.48 per unit	2010/12/30	80,000,000	2010/04/20
22064	HK Bank	Sinoma European Warrants Jun 2011	0.25	6.88	2011/06/29	120,000,000	2010/04/20
22065	HK Bank	Sinotrans Ship European Warrants Dec 2011	0.25	4.38	2011/12/29	120,000,000	2010/04/20
22079	KBC Fin Products Int'l Ltd.	Sinopec Euro Wts Aug 2010 C	0.25	7.68 per unit	2010/08/27	108,000,000	2010/04/20
22082	KBC Fin Products Int'l Ltd.	HKEx European Put Wts Sep 2010	0.15	139.90 per 100 units	2010/09/06	108,000,000	2010/04/20
22083	KBC Fin Products Int'l Ltd.	HKEx European Put Wts Oct 2010	0.15	130 per 100 units	2010/10/04	108,000,000	2010/04/20
22085	KBC Fin Products Int'l Ltd.	HSBC Euro Put Wts Nov 2010 A	0.15	91.94 per 100 units	2010/11/01	108,000,000	2010/04/20
22084	KBC Fin Products Int'l Ltd.	HSBC Euro Put Wts Sep 2010 H	0.21	72	2010/09/01	108,000,000	2010/04/20
22080	KBC Fin Products Int'l Ltd.	HSI European Wts Dec 2010 A	0.15	23,800 per 9,000 units	2010/12/30	200,000,000	2010/04/20
22081	KBC Fin Products Int'l Ltd.	HSI Euro Put Wts Sep 2010 J	0.15	21,800 per 11,000 units	2010/09/29	200,000,000	2010/04/20
22075	Macquarie Bank Ltd.	Minsheng Bank European Warrants Nov10	0.413	9.50 per unit	2010/11/02	88,000,000	2010/04/20
22076	RB of Scotland N.V.	China Mobile European Wts Oct 2010 A	0.394	82.99	2010/10/05	150,000,000	2010/04/20
22077	RB of Scotland N.V.	HSBC European Warrants Aug 2010	0.527	82.05	2010/08/23	100,000,000	2010/04/20
22078	RB of Scotland N.V.	HSBC European Warrants Nov 2010 C	0.427	88.88	2010/11/01	150,000,000	2010/04/20
19099 <sup>#</sup>	Merrill Lynch Int'l & Co. C.V.	SHK Ppt Euro Put Wts Jun 10	0.013	108.89 per 100 units	2010/06/14	800,000,000	2010/04/20

## Newly listed derivative warrants (continued)

Code	Issuer	Name of issue	Issue prices (HK\$)	Strike level/ Subscription price (HK\$) per 10 units	Subscription/ exercise period	Unit issued on initial listing	Listing date
22115	Goldman Sachs SP (Asia)	Sinopec Corp European Warrants Oct10	0.25	7.68 per unit	2010/10/28	200,000,000	2010/04/21
22116	Goldman Sachs SP (Asia)	HKEx European Warrants Aug 2011 A	0.16	143 per 100 units	2011/08/08	200,000,000	2010/04/21
22110	Goldman Sachs SP (Asia)	HSI European Warrants Oct 2010 Q	0.25	22,200 per 7,200 units	2010/10/28	200,000,000	2010/04/21
22111	Goldman Sachs SP (Asia)	HSI European Warrants Oct 2010 R	0.25	22,400 per 7,000 units	2010/10/28	200,000,000	2010/04/21
22112	Goldman Sachs SP (Asia)	HSI European Warrants Oct 2010 S	0.25	22,800 per 6,300 units	2010/10/28	200,000,000	2010/04/21
22113	Goldman Sachs SP (Asia)	HSI European Warrants Oct 2010 T	0.25	23,000 per 6,000 units	2010/10/28	200,000,000	2010/04/21
22114	Goldman Sachs SP (Asia)	HSI European Warrants Oct 2010 U	0.25	23,400 per 5,400 units	2010/10/28	200,000,000	2010/04/21
22118	Goldman Sachs SP (Asia)	HSI European Put Wts Oct 2010 V	0.25	21,600 per 8,200 units	2010/10/28	200,000,000	2010/04/21
22119	Goldman Sachs SP (Asia)	HSI European Put Wts Oct 2010 W	0.25	22,000 per 9,300 units	2010/10/28	200,000,000	2010/04/21
22117	Goldman Sachs SP (Asia)	Hutchison European Wts Jul 2010	0.18	62	2010/07/29	200,000,000	2010/04/21
22088	HK Bank	China Mobile European Warrants Oct 2010 B	0.25	86.88	2010/10/21	160,000,000	2010/04/21
22101	KBC Fin Products Int'l Ltd.	BOCL European Wts Oct 2010	0.25	4.988 per unit	2010/10/21	118,000,000	2010/04/21
22105	KBC Fin Products Int'l Ltd.	BOCL Euro Put Wts Oct 2010	0.64	4.48 per unit	2010/10/21	78,000,000	2010/04/21
22102	KBC Fin Products Int'l Ltd.	BOCL Euro Put Wts Sep 2010 E	0.158	3.60 per unit	2010/09/01	108,000,000	2010/04/21
22100	KBC Fin Products Int'l Ltd.	China Life Euro Wts Oct 2010 B	0.25	42.68	2010/10/21	200,000,000	2010/04/21
22104	KBC Fin Products Int'l Ltd.	China Life Eur Put Wt Oct 2010	0.5	40	2010/10/21	80,000,000	2010/04/21
22106	KBC Fin Products Int'l Ltd.	A50 Ch Euro Wts Oct 2010 A	0.46	15 per unit	2010/10/21	108,000,000	2010/04/21
22107	KBC Fin Products Int'l Ltd.	A50 Ch Euro Wts Oct 2010 B	0.25	16.18 per unit	2010/10/21	108,000,000	2010/04/21
22108	KBC Fin Products Int'l Ltd.	A50 Ch Euro Wts Nov 2010 C	0.25	17.38 per unit	2010/11/08	108,000,000	2010/04/21
22103	KBC Fin Products Int'l Ltd.	ICBC Euro Put Wts Oct 2010 B	0.34	5.48 per unit	2010/10/21	80,000,000	2010/04/21
22086	Macquarie Bank Ltd.	CITIC Pacific European Warrants Jan 11	0.155	22	2011/01/17	200,000,000	2010/04/21
22089	CC Rabobank B.A.	Angang Steel European Warrants Sep 2010	0.15	17	2010/09/28	150,000,000	2010/04/21
22091	CC Rabobank B.A.	Lee & Man Paper European Warrants Jan2011	0.25	8	2011/01/28	300,000,000	2010/04/21
22090	CC Rabobank B.A.	Sinoma European Warrants May 2011	0.25	7	2011/05/30	300,000,000	2010/04/21
22092	CC Rabobank B.A.	Ting Yi European Warrants Nov 2010	0.25	23.6	2010/11/29	150,000,000	2010/04/21
22093	CC Rabobank B.A.	Yanzhou Coal European Warrants Oct 2010	0.25	22.8	2010/10/28	150,000,000	2010/04/21
22098	RB of Scotland N.V.	China Mobile European Wts Nov 2010	0.314	88.88	2010/11/30	100,000,000	2010/04/21
22096	RB of Scotland N.V.	China Mobile European Wts Oct 2011	0.154	66 per 100 units	2011/10/11	250,000,000	2010/04/21
22097	RB of Scotland N.V.	China Mobile European Wts Oct 2010 B	0.705	76.38	2010/10/29	100,000,000	2010/04/21
22099	RB of Scotland N.V.	HKEx European Warrants Oct 2010	0.15	144.99 per 100 units	2010/10/25	200,000,000	2010/04/21
22087	SGA Societe Generale Acceptance N.V.	CLife Eu Wt Aug 2010C	0.17	41	2010/08/02	150,000,000	2010/04/21
22109	UBS AG	Ch Comm Cons European Warrants Jan 2011	0.15	8.008	2011/01/10	200,000,000	2010/04/21
22095	UBS AG	HSI European Warrants Oct 2010 A	0.25	22,000 per 8,000 units	2010/10/28	200,000,000	2010/04/21
22094	UBS AG	SHK Ppt European Warrants Oct 2010	0.15	118.88 per 100 units	2010/10/25	100,000,000	2010/04/21
22121	BOCI Asia Ltd.	CC Bank European Warrants Oct 2010	0.5	7.38 per unit	2010/10/25	100,000,000	2010/04/22
22136	BOCI Asia Ltd.	CC Bank European Put Warrants Oct 2010	0.5	6.08 per unit	2010/10/25	100,000,000	2010/04/22
22137	BOCI Asia Ltd.	China Life European Put Warrants Oct 2010	0.5	36.88	2010/10/25	100,000,000	2010/04/22
22138	BOCI Asia Ltd.	ICBC European Put Warrants Oct 2010	0.5	5.58 per unit	2010/10/25	100,000,000	2010/04/22
22120	BOCI Asia Ltd.	Tracker Fund European Warrants Oct 2010	0.25	23.8	2010/10/25	100,000,000	2010/04/22
22124	BOCI Asia Ltd.	Tracker Fund European Put Warrants Oct 2010	0.25	21.1	2010/10/25	100,000,000	2010/04/22
22127	BNP Paribas Arbit Issu B.V.	CC Bank Euro Wts Dec 2010 A	0.26	8.68 per unit	2010/12/06	200,000,000	2010/04/22
22129	BNP Paribas Arbit Issu B.V.	HSBC European Wts Oct 2010 B	0.24	93.15	2010/10/06	200,000,000	2010/04/22

## Newly listed derivative warrants (continued)

Code	Issuer	Name of issue	Issue prices (HK\$)	Strike level/ Subscription price (HK\$) per 10 units	Subscription/ exercise period	Unit issued on initial listing	Listing date
22130	BNP Paribas Arbit Issu B.V.	HSBC European Wts Dec 2010 C	0.16	97.95	2010/12/06	200,000,000	2010/04/22
22128	BNP Paribas Arbit Issu B.V.	ICBC European Wts Nov 2010 B	0.25	7.48 per unit	2010/11/08	200,000,000	2010/04/22
22141	Credit Suisse AG	Ch Overseas European Warrants Oct 2010	0.25	16.38	2010/10/25	200,000,000	2010/04/22
22125	HK Bank	China Unicom European Warrants Dec 2010	0.25	10.68 per unit	2010/12/22	120,000,000	2010/04/22
22132	KBC Fin Products Int'l Ltd.	Ch Mobile Euro Wt Nov 2010	0.25	90.88	2010/11/08	200,000,000	2010/04/22
22135	KBC Fin Products Int'l Ltd.	Ch Mobile Eu Put Wt Nov 2010	1.22	88	2010/11/03	80,000,000	2010/04/22
22131	KBC Fin Products Int'l Ltd.	Ch Mobile Euro Wt Oct 2010 D	0.25	86.88	2010/10/22	200,000,000	2010/04/22
22133	KBC Fin Products Int'l Ltd.	Ch Mobile Eu Put Wt Oct 2010 E	0.3	70	2010/10/22	128,000,000	2010/04/22
22134	KBC Fin Products Int'l Ltd.	Ch Mobile Eu Put Wt Oct 2010 F	0.67	80.18	2010/10/22	118,000,000	2010/04/22
22142	KBC Fin Products Int'l Ltd.	Hutchison Euro Wts Nov 2010	0.25	66	2010/11/01	80,000,000	2010/04/22
22122	Macquarie Bank Ltd	Skyworth Digital European Warrants Oct10B	0.253	10.68	2010/10/22	200,000,000	2010/04/22
22123	Macquarie Bank Ltd.	Stanchart European Warrants Nov 2010	0.286	250 per 100 units	2010/11/01	200,000,000	2010/04/22
22126	CC Rabobank B.A.	HSBC European Warrants Oct 2010	0.25	96	2010/10/28	100,000,000	2010/04/22
22143	RB of Scotland N.V.	BOCL European Warrants Oct 2010	0.167	4.59 per unit	2010/10/11	100,000,000	2010/04/22
22144	RB of Scotland N.V.	China Life European Wts Oct 2010	0.25	41.88	2010/10/22	200,000,000	2010/04/22
22145	RB of Scotland N.V.	CNOOC European Warrants Nov 2010	0.15	14.22	2010/11/29	150,000,000	2010/04/22
22146	RB of Scotland N.V.	HWL European Warrants Oct 2010	0.25	62.88	2010/10/29	100,000,000	2010/04/22
22139	UBS AG	China Mobile European Put Warrants Oct 2010	0.36	73.88	2010/10/25	100,000,000	2010/04/22
22140	UBS AG	KECL European Warrants Nov 2010	0.15	11	2010/11/15	100,000,000	2010/04/22
20748 <sup>#</sup>	Merrill Lynch Int'l & Co. C.V.	HSI European Warrants Jul10C	0.054	22,500 per 10,000 units	2010/07/29	300,000,000	2010/04/22
22162	Macquarie Bank Ltd.	China Mobile European Wts Aug 2010 B	0.236	84.85	2010/08/02	200,000,000	2010/04/23
22163	Macquarie Bank Ltd.	China Mobile European Wts Oct 2010 C	0.25	89.8	2010/10/25	200,000,000	2010/04/23
22164	Macquarie Bank Ltd.	CNOOC European Warrants Dec 2010 B	0.15	14.2	2010/12/01	200,000,000	2010/04/23
22184	Macquarie Bank Ltd.	HSI European Put Warrants Oct 2010	0.265	22,600 per 9,000 units	2010/10/28	300,000,000	2010/04/23
22168	Merrill Lynch Int'l & Co. C.V.	Ch Mobile Eur Wt Nov 2010 A	0.27	87.99	2010/11/01	200,000,000	2010/04/23
22165	Merrill Lynch Int'l & Co. C.V.	China Life Eu Wt Nov 2010 A	0.37	36.99	2010/11/15	150,000,000	2010/04/23
22166	Merrill Lynch Int'l & Co. C.V.	China Life Eu Wt Nov 2010 B	0.25	39.99	2010/11/01	200,000,000	2010/04/23
22167	Merrill Lynch Int'l & Co. C.V.	China Life Eu Wt Nov 2010 C	0.255	42.99	2010/11/08	200,000,000	2010/04/23
22171	Merrill Lynch Int'l & Co. C.V.	Ch Life Eur Put Wt Aug 2010	0.2	35.99	2010/08/09	200,000,000	2010/04/23
22169	Merrill Lynch Int'l & Co. C.V.	CNOOC European Wts Dec 10B	0.15	14.19	2010/12/06	200,000,000	2010/04/23
22152	Nomura Int'l plc	Anhui Conch European Warrants Jul 2010	0.262	62	2010/07/28	150,000,000	2010/04/23
22153	Nomura Int'l plc	Anhui Conch European Warrants Oct 2010	0.418	63.88	2010/10/29	100,000,000	2010/04/23
22148	Nomura Int'l plc	Chaoda Modern European Warrants Oct 2010	0.259	10	2010/10/29	150,000,000	2010/04/23
22149	Nomura Int'l plc	Chaoda Modern European Warrants Feb 2011	0.277	10.68	2011/02/28	150,000,000	2010/04/23
22147	Nomura Int'l plc	Cheung Kong European Warrants Oct 2011	0.15	105.08 per 100 units	2011/10/31	150,000,000	2010/04/23
22150	Nomura Int'l plc	CNOOC European Warrants Aug 2010	0.15	13.398	2010/08/31	200,000,000	2010/04/23
22151	Nomura Int'l plc	CNOOC European Warrants Nov 2010 A	0.15	14.22	2010/11/30	200,000,000	2010/04/23
22160	Nomura Int'l plc	HSI European Put Warrants Sep 2010	0.15	21,000 per 9,000 units	2010/09/29	200,000,000	2010/04/23
22161	Nomura Int'l plc	HSI European Put Warrants Dec 2010	0.17	20,500 per 10,000 units	2010/12/30	200,000,000	2010/04/23
22157	Nomura Int'l plc	HSI European Warrants Sep 2010 B	0.155	22,800 per 8,000 units	2010/09/29	200,000,000	2010/04/23
22158	Nomura Int'l plc	HSI European Warrants Dec 2010 A	0.25	21,800 per 9,000 units	2010/12/30	200,000,000	2010/04/23
22159	Nomura Int'l plc	HSI European Warrants Dec 2010 B	0.165	23,800 per 9,000 units	2010/12/30	200,000,000	2010/04/23
22154	Nomura Int'l plc	ICBC European Warrants Jul 2010	0.153	6.80 per unit	2010/07/30	75,000,000	2010/04/23

## Newly listed derivative warrants (continued)

Code	Issuer	Name of issue	Issue prices (HK\$)	Strike level/ Subscription price (HK\$) per 10 units	Subscription/ exercise period	Unit issued on initial listing	Listing date
22155	Nomura Int'l plc	ICBC European Warrants Oct 2010	0.264	6.98 per unit	2010/10/29	75,000,000	2010/04/23
22156	Nomura Int'l plc	ICBC European Warrants Jun 2011	0.356	7.50 per unit	2011/06/30	100,000,000	2010/04/23
22175	SGA Societe Generale Acceptance N.V.	Ch Overseas Eu Wt Nov10	0.25	18	2010/11/15	200,000,000	2010/04/23
22172	SGA Societe Generale Acceptance N.V.	CCB Eur Wt Aug 2010 C	0.15	8 per unit	2010/08/09	80,000,000	2010/04/23
22173	SGA Societe Generale Acceptance N.V.	CCB Eur Wt Sep 2010 D	0.9	6 per unit	2010/09/13	80,000,000	2010/04/23
22174	SGA Societe Generale Acceptance N.V.	CCB Eur Wt Sep 2010 E	0.15	8.50 per unit	2010/09/29	80,000,000	2010/04/23
22170	SGA Societe Generale Acceptance N.V.	CK(H) Eu Wt Oct 2010	0.3	125	2010/10/25	100,000,000	2010/04/23
22176	SGA Societe Generale Acceptance N.V.	CRail Eu Wt Oct 2011	0.15	6.15	2011/10/17	200,000,000	2010/04/23
22177	SGA Societe Generale Acceptance N.V.	Dongfeng Eu Wt Nov 10	0.25	12.8	2010/11/22	200,000,000	2010/04/23
22179	SGA Societe Generale Acceptance N.V.	A50 Ch Eu Put Wt Nov 10	0.16	14.18	2010/11/10	300,000,000	2010/04/23
22178	SGA Societe Generale Acceptance N.V.	Geely Auto Eu Wts Oct10	0.6	3.90 per unit	2010/10/25	60,000,000	2010/04/23
22180	SGA Societe Generale Acceptance N.V.	HSI Eu Put Wt Oct 10C	0.25	20,800 per 8,000 units	2010/10/28	300,000,000	2010/04/23
22181	SGA Societe Generale Acceptance N.V.	HSI Eu Put Wt Oct 10D	0.31	21,700 per 8,000 units	2010/10/28	300,000,000	2010/04/23
22182	SGA Societe Generale Acceptance N.V.	Sino Land Eu Wt Dec 10	0.25	17.5	2010/12/06	200,000,000	2010/04/23
22183	UBS AG	HSBC European Put Warrants Oct 2010	0.35	78.88	2010/10/25	100,000,000	2010/04/23
22208	Credit Suisse AG	Ch LongYuan European Warrants Oct 2010	0.25	7.898	2010/10/26	200,000,000	2010/04/26
22209	Credit Suisse AG	Ch LongYuan European Warrants Nov 2010 A	0.25	8.868	2010/11/25	200,000,000	2010/04/26
22210	Credit Suisse AG	Ch LongYuan European Warrants Dec 2010 A	0.25	9.488	2010/12/20	200,000,000	2010/04/26
22211	Credit Suisse AG	Ch LongYuan European Warrants Jun 2011	0.25	11.18	2011/06/27	200,000,000	2010/04/26
22212	Credit Suisse AG	CPIC European Warrants Nov 2010 A	0.25	38.88	2010/11/22	200,000,000	2010/04/26
22197	Macquarie Bank Ltd.	Ch LongYuan European Warrants May 2011	0.251	10	2011/05/27	300,000,000	2010/04/26
22198	Macquarie Bank Ltd.	CPIC European Warrants Oct 2010	0.251	40	2010/10/28	200,000,000	2010/04/26
22199	Macquarie Bank Ltd.	Longfor PPT European Warrants Jun 2011	0.251	9.88	2011/06/15	200,000,000	2010/04/26
22185	Merrill Lynch Int'l & Co. C.V.	HSI European Warrants Sep10A	0.184	20,500 per 10,000 units	2010/09/29	200,000,000	2010/04/26
22186	Merrill Lynch Int'l & Co. C.V.	HSI European Warrants Sep10B	0.15	21,500 per 10,000 units	2010/09/29	200,000,000	2010/04/26
22187	Merrill Lynch Int'l & Co. C.V.	HSI European Warrants Sep10C	0.171	22,000 per 7,500 units	2010/09/29	200,000,000	2010/04/26
22188	Merrill Lynch Int'l & Co. C.V.	HSI European Warrants Sep10D	0.155	22,500 per 7,800 units	2010/09/29	200,000,000	2010/04/26
22190	Merrill Lynch Int'l & Co. C.V.	HSI European Put Wts Aug10I	0.164	21,900 per 9,000 units	2010/08/30	200,000,000	2010/04/26
22192	Merrill Lynch Int'l & Co. C.V.	HSI European Put Wts Sep10E	0.16	20,500 per 9,000 units	2010/09/29	200,000,000	2010/04/26
22193	Merrill Lynch Int'l & Co. C.V.	HSI European Put Wts Sep10F	0.184	21,500 per 9,000 units	2010/09/29	200,000,000	2010/04/26
22194	Merrill Lynch Int'l & Co. C.V.	HSI European Put Wts Sep10G	0.159	22,000 per 11,500 units	2010/09/29	200,000,000	2010/04/26
22189	Merrill Lynch Int'l & Co. C.V.	Hutchison Euro Wts Sep 2010	0.231	59.89	2010/09/27	200,000,000	2010/04/26
22205	RB of Scotland N.V.	CC Bank European Warrants Sep 2010 A	0.335	6.88 per unit	2010/09/20	200,000,000	2010/04/26
22204	RB of Scotland N.V.	A50 China European Warrants Nov 2010	0.15	12.68	2010/11/29	300,000,000	2010/04/26
22206	RB of Scotland N.V.	HSI European Put Warrants Sep 2010 A	0.176	21,000 per 9,000 units	2010/09/29	400,000,000	2010/04/26
22207	RB of Scotland N.V.	HSI European Put Warrants Sep 2010 B	0.214	21,600 per 9,000 units	2010/09/29	400,000,000	2010/04/26
22191	SGA Societe Generale Acceptance NV	Ch Comservice Eu Wt Dec10	0.78	5.48 per unit	2010/12/29	80,000,000	2010/04/26
22195	SGA Societe Generale Acceptance NV	Ch Comservice Eu Wt Nov11	0.15	4.88	2011/11/21	200,000,000	2010/04/26
22200	SGA Societe Generale Acceptance N.V.	CPIC Euro Wts Nov10	0.28	37	2010/11/01	100,000,000	2010/04/26
22201	SGA Societe Generale Acceptance N.V.	CPIC Euro Wts Jan11	0.26	40	2011/01/17	100,000,000	2010/04/26
22203	SGA Societe Generale Acceptance N.V.	WISE CSI Eu Wts Nov10	0.29	38.88	2010/11/24	50,000,000	2010/04/26
22202	SGA Societe Generale Acceptance N.V.	ICBC Eu Wt Sep 2010 C	0.29	6.28 per unit	2010/09/27	120,000,000	2010/04/26
22196	SGA Societe Generale Acceptance N.V.	Nine Dragons Eu Wt Oct10	0.25	14.48	2010/10/27	100,000,000	2010/04/26



## Newly listed derivative warrants (continued)

Code	Issuer	Name of issue	Issue prices (HK\$)	Strike level/ Subscription price (HK\$) per 10 units	Subscription/ exercise period	Unit issued on initial listing	Listing date
22230	BOCI Asia Ltd.	CPIC European Warrants Oct 2010	0.35	36.5	2010/10/28	100,000,000	2010/04/27
22232	BOCI Asia Ltd.	HKEx European Put Warrants Mar 2011	0.25	128 per 100 units	2011/03/11	100,000,000	2010/04/27
22231	BOCI Asia Ltd.	SHK Ppt European Warrants Oct 2011	0.25	125 per 100 units	2011/10/28	100,000,000	2010/04/27
22242	Credit Suisse AG	China COSCO European Warrants Nov 2010	0.25	10.68	2010/11/29	200,000,000	2010/04/27
22226	HK Bank	Ch LongYuan European Warrants Dec 2010	0.25	9.58	2010/12/30	120,000,000	2010/04/27
22227	HK Bank	CPIC European Warrants Oct 2010	0.25	41.88	2010/10/28	120,000,000	2010/04/27
22233	J P Morgan SP BV	BOCL European Warrants Oct 2010 B	0.26	4.28 per unit	2010/10/27	100,000,000	2010/04/27
22234	J P Morgan Int'l Der. Ltd.	CC Bank European Wts Oct 2010 A	0.26	7.18 per unit	2010/10/27	100,000,000	2010/04/27
22235	J P Morgan Int'l Der. Ltd.	CC Bank European Wts Oct 2010 B	0.25	7.88 per unit	2010/10/27	100,000,000	2010/04/27
22236	J P Morgan SP BV	China Mob European Wts Oct 2010 C	0.25	88.08	2010/10/27	100,000,000	2010/04/27
22213	Merrill Lynch Int'l & Co. C.V.	HS Bank Euro Wts Dec 2011	0.164	99.99 per 100 units	2011/12/28	200,000,000	2010/04/27
22219	Merrill Lynch Int'l & Co. C.V.	HS Bank Euro Put Wts Dec 11	0.25	109.99 per 100 units	2011/12/19	100,000,000	2010/04/27
22215	Merrill Lynch Int'l & Co. C.V.	HSBC Euro Wts Jan 2011 A	0.275	93.99	2011/01/10	200,000,000	2010/04/27
22216	Merrill Lynch Int'l & Co. C.V.	HSBC Euro Wts Dec 2011 A	0.151	77.69 per 93 units	2011/12/22	200,000,000	2010/04/27
22220	Merrill Lynch Int'l & Co. C.V.	HSBC Euro Put Wt Nov 2010	0.415	74.99	2010/11/15	200,000,000	2010/04/27
22214	Merrill Lynch Int'l & Co. C.V.	HSBC Euro Wts Nov 2010 C	0.345	88.99	2010/11/24	200,000,000	2010/04/27
22221	Merrill Lynch Int'l & Co. C.V.	HSBC Euro Put Wt Dec 2010 D	0.31	69.99	2010/12/15	200,000,000	2010/04/27
22217	Merrill Lynch Int'l & Co. C.V.	Hutchison Euro Wts Jul 11B	0.375	62.99	2011/07/11	200,000,000	2010/04/27
22218	Merrill Lynch Int'l & Co. C.V.	JX Copper Euro Wts Jan 2011	0.255	17.99	2011/01/31	100,000,000	2010/04/27
22222	Merrill Lynch Int'l & Co. C.V.	JX Copper Euro Put Wt Mar11	0.275	15.99	2011/03/14	100,000,000	2010/04/27
22237	CC Rabobank B.A.	Ch LongYuan European Warrants Oct 2010	0.25	9.8	2010/10/28	200,000,000	2010/04/27
22238	CC Rabobank B.A.	CPIC European Warrants Oct 2010	0.25	40.8	2010/10/28	200,000,000	2010/04/27
22239	CC Rabobank B.A.	Shineway Pharm European Warrants Oct 2010	0.49	29.6	2010/10/28	150,000,000	2010/04/27
22240	CC Rabobank B.A.	Longfor PPT European Warrants Dec 2010	0.25	9	2010/12/15	200,000,000	2010/04/27
22241	CC Rabobank B.A.	Want Want China European Warrants Mar11	0.25	7	2011/03/30	300,000,000	2010/04/27
22223	UBS AG	China Life European Put Warrants Sep 2010	0.15	32.88	2010/09/20	200,000,000	2010/04/27
22228	UBS AG	Sinopec Corp European Warrants Oct 2010 B	0.36	6.50 per unit	2010/10/27	100,000,000	2010/04/27
22224	UBS AG	HKEx European Put Warrants Oct 2010	0.15	130 per 100 units	2010/10/04	200,000,000	2010/04/27
22225	UBS AG	HSI European Put Warrants Oct 2010	0.29	22,300 per 9,000 units	2010/10/28	200,000,000	2010/04/27
22229	UBS AG	HSI European Warrants Oct 2010 B	0.15	23,400 per 8,000 units	2010/10/28	200,000,000	2010/04/27
18308 <sup>#</sup>	Merrill Lynch Int'l & Co. C.V.	HSI European Put Wts Jun 10E	0.035	20,100 per 12,000 units	2010/06/29	300,000,000	2010/04/27
22278	BOCI Asia Ltd.	Ch LongYuan European Warrants May 2011	0.25	9.8	2011/05/26	100,000,000	2010/04/28
22279	BOCI Asia Ltd.	CM Bank European Warrants Nov 2010	0.25	20.8	2010/11/04	100,000,000	2010/04/28
22280	BOCI Asia Ltd.	Dongfeng Motor European Warrants Nov 2010	0.25	13.88	2010/11/29	100,000,000	2010/04/28
22281	BOCI Asia Ltd.	Geely Auto European Warrants Oct 2010	0.25	4.68 per unit	2010/10/28	100,000,000	2010/04/28
22282	BOCI Asia Ltd.	Kingboard Chem European Warrants May 2011	1.2	50	2011/05/16	100,000,000	2010/04/28
22283	BNP Paribas Arbit Issu B.V.	Angang Steel European Wt Apr11	0.25	15.08	2011/04/04	100,000,000	2010/04/28
22284	BNP Paribas Arbit Issu B.V.	A50 China Euro Wts Nov 2010 B	0.15	12.68	2010/11/22	200,000,000	2010/04/28
22285	BNP Paribas Arbit Issu B.V.	A50 China Euro Wts Sep 2011	0.25	14.08	2011/09/05	200,000,000	2010/04/28
22256	Citigroup Global Mkt H Inc.	Ch LongYuan European Wts Mar11	0.25	10.88	2011/03/21	150,000,000	2010/04/28
22259	Citigroup Global Mkt H Inc.	Chi Resources Euro Wts Jul 11	0.25	32.88	2011/07/25	100,000,000	2010/04/28
22255	Citigroup Global Mkt H Inc.	China Coal European Wts Nov 10	0.15	13.38	2010/11/15	180,000,000	2010/04/28

## Newly listed derivative warrants (continued)

Code	Issuer	Name of issue	Issue prices (HK\$)	Strike level/ Subscription price (HK\$) per 10 units	Subscription/ exercise period	Unit issued on initial listing	Listing date
22261	Citigroup Global Mkt H Inc.	CNOOC Euro Put Wts Dec 2010	0.25	13.18	2010/12/28	160,000,000	2010/04/28
22258	Citigroup Global Mkt H Inc.	CPIC European Warrants Oct 10	0.25	38.88	2010/10/28	150,000,000	2010/04/28
22273	Citigroup Global Mkt H Inc.	WISE CSI European Wts Apr 2011	0.25	38	2011/04/18	100,000,000	2010/04/28
22260	Citigroup Global Mkt H Inc.	Datang European Warrants Jul11	0.25	5 per unit	2011/07/18	160,000,000	2010/04/28
22271	Citigroup Global Mkt H Inc.	A50 China Euro Wts May 2011	0.25	14	2011/05/09	300,000,000	2010/04/28
22272	Citigroup Global Mkt H Inc.	A50 China Eur Put Wts Apr 2011	0.25	12.88	2011/04/25	300,000,000	2010/04/28
22263	Citigroup Global Mkt H Inc.	HKEx European Wts Jun 2011	0.25	138 per 100 units	2011/06/20	160,000,000	2010/04/28
22262	Citigroup Global Mkt H Inc.	Henderson Land Dev Eur Wts Apr11	0.3	58	2011/04/27	100,000,000	2010/04/28
22264	Citigroup Global Mkt H Inc.	ICBC Euro Put Wts Nov 2011	0.15	6.49	2011/11/01	267,000,000	2010/04/28
22265	Citigroup Global Mkt H Inc.	Longfor PPT European Wts Jul11	0.25	10	2011/07/11	100,000,000	2010/04/28
22257	Citigroup Global Mkt H Inc.	China Mengniu Euro Wts Jul 11	0.25	30	2011/07/25	100,000,000	2010/04/28
22266	Citigroup Global Mkt H Inc.	Ping An Euro Wts Apr 2012	0.15	68.88 per 100 units	2012/04/10	150,000,000	2010/04/28
22267	Citigroup Global Mkt H Inc.	Shangri-La Asia Euro Wts Aug11	0.25	18	2011/08/08	100,000,000	2010/04/28
22268	Citigroup Global Mkt H Inc.	Tencent European Put Wts Oct10	0.15	148.88 per 100 units	2010/10/13	267,000,000	2010/04/28
22269	Citigroup Global Mkt H Inc.	Wharf European Warrants Jan 11	0.25	52.88	2011/01/10	100,000,000	2010/04/28
22270	Citigroup Global Mkt H Inc.	ZTE European Warrants May 2011	0.3	60	2011/05/23	100,000,000	2010/04/28
22251	Goldman Sachs SP (Asia)	Kerry Ppt European Warrants Dec 10	0.31	41	2010/12/30	200,000,000	2010/04/28
22254	HK Bank	A50 China European Warrants Jun 2011	0.25	15.18	2011/06/29	160,000,000	2010/04/28
22252	HK Bank	HWL European Warrants Oct 2010 B	0.25	61.88	2010/10/28	120,000,000	2010/04/28
22253	HK Bank	Maanshan Iron European Warrants Oct 2010 B	0.25	4.88 per unit	2010/10/28	80,000,000	2010/04/28
22274	J P Morgan SP BV	HSBC European Warrants Oct 2010 C	0.3	88.88	2010/10/28	80,000,000	2010/04/28
22275	J P Morgan SP BV	Hutchison European Warrants Oct 2010	0.25	60	2010/10/28	100,000,000	2010/04/28
22276	J P Morgan SP BV	MTRC European Warrants Dec 2010	0.25	30.88	2010/12/20	100,000,000	2010/04/28
22277	J P Morgan SP BV	SHK Ppt European Warrants Oct 2010	0.15	111.08 per 100 units	2010/10/18	200,000,000	2010/04/28
22245	Merrill Lynch Int'l & Co. C.V.	HSI European Warrants Nov10A	0.255	22,000 per 7,000 units	2010/11/29	200,000,000	2010/04/28
22243	Merrill Lynch Int'l & Co. C.V.	HSI European Warrants Oct10B	0.172	21,000 per 9,200 units	2010/10/28	200,000,000	2010/04/28
22244	Merrill Lynch Int'l & Co. C.V.	HSI European Warrants Oct10C	0.159	21,500 per 8,500 units	2010/10/28	200,000,000	2010/04/28
22248	Merrill Lynch Int'l & Co. C.V.	HSI European Put Wts Oct 10D	0.157	20,000 per 8,000 units	2010/10/28	200,000,000	2010/04/28
22249	Merrill Lynch Int'l & Co. C.V.	HSI European Put Wts Oct 10E	0.222	21,000 per 6,800 units	2010/10/28	200,000,000	2010/04/28
22250	Merrill Lynch Int'l & Co. C.V.	HSI European Put Wts Oct 10F	0.25	22,000 per 10,000 units	2010/10/28	200,000,000	2010/04/28
22247	SGA Societe Generale Acceptance N.V	WISE CSI Eu Put Wt Nov10	0.39	32	2010/11/24	50,000,000	2010/04/28
22246	SGA Societe Generale Acceptance N.V.	ICBC Eu Put Wt Sep 10	0.49	5.80 per unit	2010/09/01	100,000,000	2010/04/28
22286	UBS AG	Ch LongYuan European Warrants Nov 2010 A	0.251	9.08	2010/11/22	100,000,000	2010/04/28
22287	UBS AG	CPIC European Warrants Oct 2010	0.254	38.88	2010/10/28	100,000,000	2010/04/28
21309 <sup>#</sup>	SGA Societe Generale Acceptance N.V.	BOCL Eu Wt Jun 2010 B	0.045	4.29 per unit	2010/06/21	230,000,000	2010/04/28
22320	BNP Paribas Arbit Issu B.V.	Agile Ppt European Wts Jul 11	0.25	8.88	2011/07/04	100,000,000	2010/04/29
22319	BNP Paribas Arbit Issu B.V.	CITIC Bank Euro Wts Oct 2010	0.24	6.09 per unit	2010/10/05	70,000,000	2010/04/29
22308	J P Morgan SP BV	C Transmission European Warrants Oct 2010	0.25	22	2010/10/29	100,000,000	2010/04/29
22307	J P Morgan SP BV	Cheung Kong European Warrants Jun 2011	0.15	99.05 per 100 units	2011/06/28	200,000,000	2010/04/29
22309	J P Morgan SP BV	HKEx European Warrants Jul 2011 A	0.25	133.88 per 100 units	2011/07/25	200,000,000	2010/04/29
22310	J P Morgan SP BV	JX Copper European Warrants Oct 2010 B	0.25	19.88	2010/10/29	100,000,000	2010/04/29
22311	J P Morgan SP BV	Maanshan Iron European Warrants Oct 2010	0.3	4.68 per unit	2010/10/29	100,000,000	2010/04/29

## Newly listed derivative warrants (continued)

Code	Issuer	Name of issue	Issue prices (HK\$)	Strike level/ Subscription price (HK\$) per 10 units	Subscription/ exercise period	Unit issued on initial listing	Listing date
22303	Macquarie Bank Ltd.	BOCHK European Warrants Apr 2011 A	0.25	20	2011/04/04	150,000,000	2010/04/29
22318	Macquarie Bank Ltd.	Evergrande European Warrants Nov 2010	0.25	4.18 per unit	2010/11/30	88,000,000	2010/04/29
22302	Macquarie Bank Ltd.	A50 China European Warrants Nov 2010	0.15	12.68	2010/11/29	300,000,000	2010/04/29
22304	Macquarie Bank Ltd.	R&F Ppt European Warrants Jun 2011	0.251	12.5	2011/06/02	150,000,000	2010/04/29
22301	Macquarie Bank Ltd.	HSCEI European Warrants Dec 2010	0.25	13,600 per 5,000 units	2010/12/30	300,000,000	2010/04/29
22299	Macquarie Bank Ltd.	HSI European Warrants Oct 2010	0.153	21,600 per 8,000 units	2010/10/28	300,000,000	2010/04/29
22300	Macquarie Bank Ltd.	HSI European Put Warrants Sep 2010	0.164	21,000 per 9,000 units	2010/09/29	300,000,000	2010/04/29
22305	Macquarie Bank Ltd.	SHK Ppt European Warrants Nov 2010	0.31	140	2010/11/02	100,000,000	2010/04/29
22306	Macquarie Bank Ltd.	Yanzhou Coal European Wts Oct 2010	0.253	20	2010/10/29	150,000,000	2010/04/29
22290	Merrill Lynch Int'l & Co. C.V.	Ch Overseas Eur Wt Jan 2011	0.151	18.79	2011/01/03	100,000,000	2010/04/29
22294	Merrill Lynch Int'l & Co. C.V.	Ch Overseas Eur Put Wts Nov10	0.26	14.99	2010/11/22	100,000,000	2010/04/29
22288	Merrill Lynch Int'l & Co. C.V.	Ch Overseas Eur Wt Nov 10A	0.159	15.89	2010/11/08	100,000,000	2010/04/29
22289	Merrill Lynch Int'l & Co. C.V.	Ch Overseas Eur Wt Nov 10B	0.152	16.99	2010/11/05	100,000,000	2010/04/29
22295	Merrill Lynch Int'l & Co. C.V.	Sinopec Eu Put Wts Nov 10B	0.485	5.89 per unit	2010/11/22	100,000,000	2010/04/29
22291	Merrill Lynch Int'l & Co. C.V.	HKEx Euro Wts Jun 2011 A	0.152	139.99 per 100 units	2011/06/27	200,000,000	2010/04/29
22292	Merrill Lynch Int'l & Co. C.V.	HKEx Eur Put Wts Jul 2011	0.255	134.99 per 100 units	2011/07/18	100,000,000	2010/04/29
22293	Merrill Lynch Int'l & Co. C.V.	HKEx Eur Put Wts Sep 2011	0.26	127.99 per 100 units	2011/09/26	100,000,000	2010/04/29
22312	CC Rabobank B.A.	Air China European Warrants Dec 2010 B	0.25	9.8	2010/12/22	200,000,000	2010/04/29
22313	CC Rabobank B.A.	Ch Mobile European Warrants Sep 2010	0.17	88	2010/09/22	200,000,000	2010/04/29
22314	CC Rabobank B.A.	China Life European Warrants Sep 2010 B	0.15	41.5	2010/09/27	200,000,000	2010/04/29
22316	CC Rabobank B.A.	Hutchison European Warrants Oct 2010	0.15	62.88	2010/10/22	100,000,000	2010/04/29
22315	CC Rabobank B.A.	Hutchison European Warrants Sep 2010 B	0.19	59.88	2010/09/27	100,000,000	2010/04/29
22317	UBS AG	R&F Ppt European Warrants Oct 2010	0.15	11.88	2010/10/28	100,000,000	2010/04/29
22298	UBS AG	HSI European Warrants Dec 2010 A	0.15	23,800 per 9,000 units	2010/12/30	200,000,000	2010/04/29
22296	UBS AG	HSI European Warrants Sep 2010 G	0.172	20,600 per 10,000 units	2010/09/29	200,000,000	2010/04/29
22297	UBS AG	HSI European Warrants Sep 2010 H	0.15	21,400 per 9,000 units	2010/09/29	200,000,000	2010/04/29
22345	Credit Suisse AG	Ch Overseas European Put Warrants Nov 10A	0.25	13.8	2010/11/01	100,000,000	2010/04/30
22343	Credit Suisse AG	A50 China European Warrants Nov 2010 A	0.15	12.68	2010/11/22	200,000,000	2010/04/30
22344	Credit Suisse AG	A50 China European Put Warrants Jan 2011	0.15	12.26	2011/01/24	200,000,000	2010/04/30
22337	J P Morgan SP BV	China Coal European Warrants Dec 2010	0.25	12.88	2010/12/20	200,000,000	2010/04/30
22339	J P Morgan SP BV	A50 China European Warrants Nov 2010 C	0.25	15.88 per unit	2010/11/01	80,000,000	2010/04/30
22338	J P Morgan SP BV	Yurun Food European Warrants Nov 2010	0.25	25.88	2010/11/01	100,000,000	2010/04/30
22340	J P Morgan SP BV	Yanzhou Coal European Warrants Nov 2010	0.25	18.88	2010/11/01	100,000,000	2010/04/30
22341	J P Morgan SP BV	Zijin Mining European Warrants Jan 2011	0.15	6	2011/01/31	200,000,000	2010/04/30
22330	Nomura Int'l plc	Agile Ppt European Warrants Dec 2010 B	0.25	8.88	2010/12/31	100,000,000	2010/04/30
22327	Nomura Int'l plc	CC Bank European Warrants Oct 2010	0.25	7.38 per unit	2010/10/29	100,000,000	2010/04/30
22326	Nomura Int'l plc	C Transmission European Warrants Oct 2010	0.25	21.88	2010/10/29	75,000,000	2010/04/30
22325	Nomura Int'l plc	Sinopec European Warrants Oct 2010	0.265	7.188 per unit	2010/10/04	75,000,000	2010/04/30
22329	Nomura Int'l plc	A50 China European Warrants Dec 2010	0.25	12.88	2010/12/31	100,000,000	2010/04/30
22322	Nomura Int'l plc	Henderson Land Dev European Warrants Apr11	0.27	60.08	2011/04/29	100,000,000	2010/04/30
22321	Nomura Int'l plc	HSBC European Warrants Nov 2010	0.32	89.88	2010/11/30	100,000,000	2010/04/30
22323	Nomura Int'l plc	Hutchison European Warrants Sep 2010 B	0.15	63.98	2010/09/30	100,000,000	2010/04/30

## Newly listed derivative warrants (continued)

Code	Issuer	Name of issue	Issue prices (HK\$)	Strike level/ Subscription price (HK\$) per 10 units	Subscription/ exercise period	Unit issued on initial listing	Listing date
22328	Nomura Int'l plc	ICBC European Warrants Dec 2010	0.425	6.08 per unit	2010/12/31	100,000,000	2010/04/30
22324	Nomura Int'l plc	JIANC European Warrants Oct 2010	0.25	19.18	2010/10/29	100,000,000	2010/04/30
22333	SGA Societe Generale Acceptance N.V.	Country Gdn Eu Wt Nov10	0.3	2.68 per unit	2010/11/08	100,000,000	2010/04/30
22336	SGA Societe Generale Acceptance N.V.	A50 Ch Eu Put Wt Mar 11	0.16	12.8	2011/03/30	200,000,000	2010/04/30
22335	SGA Societe Generale Acceptance N.V.	HSI Eu Put Wt Oct10E	0.15	20,000 per 8,000 units	2010/10/28	300,000,000	2010/04/30
22334	SGA Societe Generale Acceptance N.V.	Renhe Comm Eu Wts Nov10	0.25	1.88 per unit	2010/11/29	150,000,000	2010/04/30
22342	UBS AG	BYD European Warrants Nov 2010	0.15	68.90 per 100 units	2010/11/15	200,000,000	2010/04/30
22331	UBS AG	HKEx European Warrants Jun 2011 A	0.15	140 per 100 units	2011/06/27	200,000,000	2010/04/30
22332	UBS AG	Jiangxi Copper European Warrants Sep 2010 B	0.15	18.42	2010/09/20	100,000,000	2010/04/30
21788 <sup>#</sup>	Credit Suisse AG	A50 China European Warrants Sep 2010	0.072	13.12	2010/09/06	400,000,000	2010/04/30
20168 <sup>#</sup>	CC Rabobank B.A.	Huaneng Power European Warrants Jul 2010	0.082	5 per unit	2010/07/13	200,000,000	2010/04/30
22349	Credit Suisse AG	Fushan Energy European Warrants Aug 2011	0.25	5.688	2011/08/08	100,000,000	2010/05/03
22347	Credit Suisse AG	A50 China European Warrants Nov 2010 B	0.15	13.68	2010/11/15	200,000,000	2010/05/03
22350	Credit Suisse AG	HSBC European Put Warrants Nov 2010 C	0.25	74	2010/11/29	200,000,000	2010/05/03
22348	Credit Suisse AG	Ping An European Warrants Nov 2011 B	0.15	87.45 per 100 units	2011/11/07	200,000,000	2010/05/03
22346	J P Morgan SP BV	Sino-Ocean Land European Warrants May 11	0.15	6.3	2011/05/31	200,000,000	2010/05/03
22351	KBC Fin Products Int'l Ltd.	CC Bank Euro Wts Nov 2010	0.46	6.38 per unit	2010/11/03	128,000,000	2010/05/03
22352	KBC Fin Products Int'l Ltd.	CC Bank Euro Put Wts Oct 2010	0.3	5.58 per unit	2010/10/15	98,000,000	2010/05/03
22355	KBC Fin Products Int'l Ltd.	CC Bank Euro Put Wts Nov 2010B	0.52	6.18 per unit	2010/11/03	88,000,000	2010/05/03
22353	KBC Fin Products Int'l Ltd.	China Life Eur Put Wt Nov 2010	0.25	31.98	2010/11/03	118,000,000	2010/05/03
22354	CC Rabobank B.A.	China Agri European Warrants Jan 2011	0.25	12.8	2011/01/10	150,000,000	2010/05/03
22356	CC Rabobank B.A.	A50 China European Warrants Mar 2011	0.15	14	2011/03/23	200,000,000	2010/05/03
17025 <sup>#</sup>	Deutsche Bank AG	HSBC European Warrants Sep 2011	0.16	68.88 per 100 units	2011/09/29	400,000,000	2010/05/03
18825 <sup>#</sup>	Deutsche Bank AG	HSBC European Warrants Oct 2010 A	0.054	83.593 per 93 units	2010/10/25	600,000,000	2010/05/03
21642 <sup>#</sup>	Credit Suisse AG	HSI European Warrants Aug 2010 B	0.1	22,000 per 6,700 units	2010/08/30	436,000,000	2010/05/03
20599 <sup>#</sup>	Deutsche Bank AG	China Life European Warrants Jul 2010 A	0.059	39.88	2010/07/26	400,000,000	2010/05/03
17916 <sup>#</sup>	Deutsche Bank AG	HSBC European Warrants Sep 2010	0.052	78.63 per 93 units	2010/09/20	400,000,000	2010/05/03
19666 <sup>#</sup>	Deutsche Bank AG	HSI European Warrants Jun 2010 A	0.064	21,400 per 9,000 units	2010/06/29	300,000,000	2010/05/03
19134 <sup>#</sup>	Merrill Lynch Int'l & Co. C.V.	Ch Mobile Eur Wt Oct 2011 A	0.136	65.99 per 100 units	2011/10/18	300,000,000	2010/05/03
19140 <sup>#</sup>	Merrill Lynch Int'l & Co. C.V.	A50 China Eur Wt Oct 2010	0.022	15.59	2010/10/04	500,000,000	2010/05/03
20748 <sup>#</sup>	Merrill Lynch Int'l & Co. C.V.	HSI European Warrants Jul10C	0.039	22,500 per 10,000 units	2010/07/29	300,000,000	2010/05/03
18235 <sup>#</sup>	CC Rabobank B.A.	Ch Mobile European Warrants Nov 2011	0.037	102 per 100 units	2011/11/04	800,000,000	2010/05/03
17394 <sup>#</sup>	CC Rabobank B.A.	Hutchison European Warrants Jul 2011	0.043	58.88 per 100 units	2011/07/25	400,000,000	2010/05/03
22394	BNP Paribas Arbit Issu B.V.	CNBM European Warrants Dec 10	0.25	13.68	2010/12/29	100,000,000	2010/05/04
22383	Credit Suisse AG	Agile Ppt European Warrants Dec 2010	0.25	8.88	2010/12/20	100,000,000	2010/05/04
22382	Credit Suisse AG	Angang Steel European Warrants Oct 2010	0.15	14.5	2010/10/25	100,000,000	2010/05/04
22388	Credit Suisse AG	Ch LongYuan European Put Warrants Jan 11	0.25	8.08	2011/01/31	200,000,000	2010/05/04
22384	Credit Suisse AG	CNOOC European Warrants Oct 2010 B	0.15	14.08	2010/10/25	200,000,000	2010/05/04
22385	Credit Suisse AG	Chi Res Land European Warrants Nov 2010	0.25	15.98	2010/11/29	100,000,000	2010/05/04
22386	Credit Suisse AG	Henganintl European Warrants Nov 2010	0.25	70.88	2010/11/29	100,000,000	2010/05/04
22387	Credit Suisse	Shanghai Electric European Warrants Nov 2010	0.25	4.58 per unit	2010/11/22	100,000,000	2010/05/04
22376	Deutsche Bank AG	China Life European Warrants Aug 2010 F	0.15	38.8	2010/08/30	300,000,000	2010/05/04
22379	Deutsche Bank AG	A50 China European Warrants Nov 2010	0.15	12.68	2010/11/22	300,000,000	2010/05/04

## Newly listed derivative warrants (continued)

Code	Issuer	Name of issue	Issue prices (HK\$)	Strike level/ Subscription price (HK\$) per 10 units	Subscription/ exercise period	Unit issued on initial listing	Listing date
22378	Deutsche Bank AG	HSBC European Warrants Dec 2011	0.15	77.70 per 93 units	2011/12/12	400,000,000	2010/05/04
22377	Deutsche Bank AG	HSBC European Warrants Nov 2010 C	0.25	96	2010/11/08	300,000,000	2010/05/04
22390	Deutsche Bank AG	HSI European Warrants Oct 2010	0.16	21,200 per 9,000 units	2010/10/28	300,000,000	2010/05/04
22389	Deutsche Bank AG	HSI European Warrants Sep 2010 E	0.16	20,500 per 10,000 units	2010/09/29	300,000,000	2010/05/04
22391	Deutsche Bank AG	HSI European Put Warrants Oct 2010 C	0.2	20,800 per 8,000 units	2010/10/28	300,000,000	2010/05/04
22392	Deutsche Bank AG	HSI European Put Warrants Nov 2010 B	0.26	21,400 per 8,000 units	2010/11/29	300,000,000	2010/05/04
22371	HK Bank	A50 China European Warrants Feb 2011	0.25	13.38	2011/02/25	120,000,000	2010/05/04
22373	HK Bank	A50 China European Warrants Sep 2011	0.25	16.88	2011/09/29	150,000,000	2010/05/04
22374	HK Bank	A50 China European Warrants Oct 2011	0.25	17.38	2011/10/28	150,000,000	2010/05/04
22375	HK Bank	A50 China European Put Warrants Mar 2011	0.25	11.88	2011/03/30	120,000,000	2010/05/04
22380	KBC Fin Products Int'l Ltd.	CMB European Warrants Nov 2010	0.25	18	2010/11/04	80,000,000	2010/05/04
22381	KBC Fin Products Int'l Ltd.	A50 Ch European Put Wts Mar 11	0.15	12.8	2011/03/30	68,000,000	2010/05/04
22362	Macquarie Bank Ltd.	CNOOC European Warrants Apr 2011 A	0.15	15.99	2011/04/04	200,000,000	2010/05/04
22363	Macquarie Bank Ltd.	CNOOC European Put Warrants Jan 2011 B	0.25	14	2011/01/05	200,000,000	2010/05/04
22364	Merrill Lynch Int'l & Co. C.V.	BOCL European Wts Sep 2010	0.228	4.19 per unit	2010/09/27	100,000,000	2010/05/04
22365	Merrill Lynch Int'l & Co. C.V.	BOCL European Wts Oct 2010	0.158	4.69 per unit	2010/10/12	100,000,000	2010/05/04
22366	Merrill Lynch Int'l & Co. C.V.	BOCL European Wts Nov 2010	0.405	3.89 per unit	2010/11/29	100,000,000	2010/05/04
22357	Merrill Lynch Int'l & Co. C.V.	Ch Telecom Eur Wt Nov 2010	0.265	4.29 per unit	2010/11/22	100,000,000	2010/05/04
22358	Merrill Lynch Int'l & Co. C.V.	Ch Telecom Eur Put Wts Dec 10	0.285	3.49 per unit	2010/12/13	100,000,000	2010/05/04
22370	Merrill Lynch Int'l & Co. C.V.	Ch Mobile Eur Wt Nov 2010 B	0.227	89.85	2010/11/08	200,000,000	2010/05/04
22369	Merrill Lynch Int'l & Co. C.V.	ICBC European Wts Jun 2011	0.2	7.49 per unit	2011/06/27	100,000,000	2010/05/04
22372	Merrill Lynch Int'l & Co. C.V.	ICBC European Put Wts Nov10	0.365	5.39 per unit	2010/11/23	100,000,000	2010/05/04
22367	Merrill Lynch Int'l & Co. C.V.	ICBC European Wts Nov 2010A	0.435	5.99 per unit	2010/11/22	100,000,000	2010/05/04
22368	Merrill Lynch Int'l & Co. C.V.	ICBC European Wts Nov 2010B	0.207	6.99 per unit	2010/11/08	100,000,000	2010/05/04
22359	Merrill Lynch Int'l & Co. C.V.	PetroChina Eu Put Wt Nov 10	0.51	7.99 per unit	2010/11/23	100,000,000	2010/05/04
22360	Merrill Lynch Int'l & Co. C.V.	Tencent European Wts Oct10B	0.204	159.99 per 100 units	2010/10/04	150,000,000	2010/05/04
22361	Merrill Lynch Int'l & Co. C.V.	Tencent European Wts Nov 10	0.17	177.99 per 100 units	2010/11/22	150,000,000	2010/05/04
19641*	Credit Suisse AG	Minsheng Bank European Warrants Jun 2010A	0.035	8.088	2010/06/14	400,000,000	2010/05/04
22412	Barclays Bank plc	Ch LongYuan European Warrants Dec 2010 A	0.25	9.16	2010/12/13	150,000,000	2010/05/05
22415	Barclays Bank plc	China Mobile European Put Wts Nov 2010	0.32	68.88	2010/11/08	150,000,000	2010/05/05
22413	Barclays Bank plc	CC Bank European Warrants Oct 2010	0.19	7.38 per unit	2010/10/25	200,000,000	2010/05/05
22414	Barclays Bank plc	China Mobile European Wts Oct 2010 C	0.25	86.88	2010/10/25	150,000,000	2010/05/05
22410	Barclays Bank plc	CNOOC European Warrants Nov 2010 A	0.15	14.88	2010/11/01	200,000,000	2010/05/05
22411	Barclays Bank plc	CNOOC European Put Warrants Dec 2010	0.18	13.18	2010/12/21	200,000,000	2010/05/05
22417	Barclays Bank plc	CPIC European Warrants Nov 2010	0.25	36	2010/11/29	150,000,000	2010/05/05
22416	Barclays Bank plc	China Shenhua European Warrants Nov 2010	0.26	38.88	2010/11/22	200,000,000	2010/05/05
22418	Barclays Bank plc	R&F Ppt European Warrants Nov 2010	0.15	11.88	2010/11/01	200,000,000	2010/05/05
22409	Barclays Bank plc	HSBC European Warrants Oct 2010 B	0.25	88.88	2010/10/25	150,000,000	2010/05/05
22419	Barclays Bank plc	HSI European Warrants Nov 2010 C	0.25	22,500 per 7,500 units	2010/11/29	150,000,000	2010/05/05
22420	Barclays Bank plc	HSI European Warrants Aug 2010 F	0.17	20,600 per 9,000 units	2010/08/30	150,000,000	2010/05/05
22421	Barclays Bank plc	HSI European Put Warrants Sep 2010 D	0.21	21,600 per 9,000 units	2010/09/29	150,000,000	2010/05/05
22422	Barclays Bank plc	HSI European Put Warrants Sep 2010 E	0.17	21,800 per 11,000 units	2010/09/29	150,000,000	2010/05/05
22423	Barclays Bank plc	HSI European Put Warrants Nov 2010 B	0.27	20,500 per 8,500 units	2010/11/29	150,000,000	2010/05/05

## Newly listed derivative warrants (continued)

Code	Issuer	Name of issue	Issue prices (HK\$)	Strike level/ Subscription price (HK\$) per 10 units	Subscription/ exercise period	Unit issued on initial listing	Listing date
22408	BNP Paribas Arbit Issu B.V.	BOCL European Wts Dec 2010 B	0.25	4.38 per unit	2010/12/06	200,000,000	2010/05/05
22407	BNP Paribas Arbit Issu B.V.	CC Bank Euro Wts Dec 2010 B	0.25	6.99 per unit	2010/12/06	200,000,000	2010/05/05
22427	Credit Suisse AG	HSBC European Wts Aug 2010 C	0.15	85.95	2010/08/30	200,000,000	2010/05/05
22429	Credit Suisse AG	HSI European Warrants Oct 2010 A	0.15	21,600 per 8,000 units	2010/10/28	200,000,000	2010/05/05
22430	Credit Suisse AG	HSI European Put Warrants Aug 2010 E	0.15	20,600 per 9,000 units	2010/08/30	180,000,000	2010/05/05
22426	Credit Suisse AG	HSI European Warrants Aug 2010 C	0.15	21,200 per 6,500 units	2010/08/30	195,000,000	2010/05/05
22431	Deutsche Bank AG	CC Bank European Warrants Sep 2010 B	0.25	6.88 per unit	2010/09/27	300,000,000	2010/05/05
22432	Deutsche Bank AG	ICBC European Warrants Oct 2010 B	0.16	6.80 per unit	2010/10/18	300,000,000	2010/05/05
22433	Deutsche Bank AG	PetroChina European Warrants Jun 2011	0.17	7.88	2011/06/20	300,000,000	2010/05/05
22398	HK Bank	Henganintl European Warrants Nov 2010	0.25	71.08	2010/11/22	120,000,000	2010/05/05
22434	KBC Fin Products Int'l Ltd.	HSI Euro Put Wts Oct 2010 D	0.15	20,400 per 10,000 units	2010/10/28	200,000,000	2010/05/05
22435	KBC Fin Products Int'l Ltd.	HSI Euro Put Wts Nov 2010 C	0.15	19,500 per 10,000 units	2010/11/29	200,000,000	2010/05/05
22399	Macquarie Bank Ltd.	China Coal European Warrants Nov 2010	0.153	13.42	2010/11/18	150,000,000	2010/05/05
22400	Macquarie Bank Ltd.	CPIC European Warrants Nov 2010	0.251	35	2010/11/29	200,000,000	2010/05/05
22401	Macquarie Bank Ltd.	Chi Res Land European Warrants Dec 10	0.25	15.5	2010/12/30	100,000,000	2010/05/05
22402	Macquarie Bank Ltd.	ICBC European Warrants Nov 2010	0.256	6.68 per unit	2010/11/08	120,000,000	2010/05/05
22406	Macquarie Bank Ltd.	ICBC European Put Warrants Nov 2010	0.489	5.50 per unit	2010/11/08	88,000,000	2010/05/05
22403	Macquarie Bank Ltd.	Jiangxi Copper European Wts Sep 2010 B	0.168	17.9	2010/09/15	200,000,000	2010/05/05
22404	Macquarie Bank Ltd.	Jiangxi Copper European Wts Jan 2011 A	0.255	20	2011/01/04	200,000,000	2010/05/05
22405	Macquarie Bank Ltd.	Shui On Land European Warrants Nov 10	0.274	4 per unit	2010/11/29	100,000,000	2010/05/05
22395	RB of Scotland N.V.	Jiangxi Copper European Wts Nov 2010	0.25	18.88	2010/11/08	200,000,000	2010/05/05
22396	SGA Societe Generale Acceptance N.V.	HSBC Eu Wt Aug 2010 E	0.25	87.99	2010/08/30	100,000,000	2010/05/05
22397	SGA Societe Generale Acceptance N.V.	ICBC Eu Wt Sep 2010 D	0.16	6.68 per unit	2010/09/20	120,000,000	2010/05/05
22425	UBS AG	Ch LongYuan European Warrants Nov 2010 B	0.25	8.38	2010/11/15	100,000,000	2010/05/05
22424	UBS AG	HSI European Warrants Aug 2010 C	0.24	20,000 per 8,000 units	2010/08/30	200,000,000	2010/05/05
22428	UBS AG	HSI European Put Warrants Aug 2010 E	0.15	19,500 per 7,500 units	2010/08/30	200,000,000	2010/05/05
21465*	KBC Fin Products Int'l Ltd.	CC Bank Euro Put Wts Jul 2010	0.157	5.99 per unit	2010/07/02	100,000,000	2010/05/05
22450	Credit Suisse AG	Ch LongYuan European Warrants Nov 2010 B	0.25	8.28	2010/11/08	200,000,000	2010/05/06
22455	Credit Suisse AG	Minsheng Bank European Warrants Nov 2010	0.25	8.588 per unit	2010/11/08	100,000,000	2010/05/06
22453	Credit Suisse AG	CNBM European Warrants Nov 2010	0.25	15.86	2010/11/08	100,000,000	2010/05/06
22456	Credit Suisse AG	HSBC European Wts Apr 2011 B	0.15	67.90 per 100 units	2011/04/26	300,000,000	2010/05/06
22454	Credit Suisse AG	MCC European Warrants Nov 2010	0.25	4.528 per unit	2010/11/08	100,000,000	2010/05/06
10964	Deutsche Bank AG	DJIA European Warrants Dec 2010 A	0.25	11,500 per 40,000 units	2010/12/20	150,000,000	2010/05/06
10968	Deutsche Bank AG	DJIA European Put Warrants Dec 2010 B	0.25	10,500 per 40,000 units	2010/12/20	150,000,000	2010/05/06
22452	KBC Fin Products Int'l Ltd.	ICBC European Wts Nov 2010	0.29	5.988 per unit	2010/11/08	200,000,000	2010/05/06
22448	Macquarie Bank Ltd.	Ch LongYuan European Warrants Nov 2010	0.15	9.09	2010/11/15	300,000,000	2010/05/06
22449	Macquarie Bank Ltd.	CM Bank European Warrants Dec 2010	0.254	20	2010/12/02	200,000,000	2010/05/06
22451	RB of Scotland N.V.	HSI European Put Warrants Aug 2010 D	0.154	20,600 per 9,000 units	2010/08/30	400,000,000	2010/05/06
22445	RB of Scotland N.V.	HSI European Warrants Aug 2010 A	0.152	21,000 per 8,000 units	2010/08/30	400,000,000	2010/05/06
22446	RB of Scotland N.V.	HSI European Warrants Aug 2010 B	0.206	20,000 per 8,000 units	2010/08/30	400,000,000	2010/05/06
22447	RB of Scotland N.V.	HSI European Warrants Aug 2010 C	0.152	20,600 per 9,000 units	2010/08/30	400,000,000	2010/05/06
22436	UBS AG	BOCL European Warrants Nov 2010 A	0.25	3.88 per unit	2010/11/08	100,000,000	2010/05/06
22438	UBS AG	China Tel European Warrants Sep 2010	0.19	4 per unit	2010/09/27	100,000,000	2010/05/06

## Newly listed derivative warrants (continued)

Code	Issuer	Name of issue	Issue prices (HK\$)	Strike level/ Subscription price (HK\$) per 10 units	Subscription/ exercise period	Unit issued on initial listing	Listing date
22437	UBS AG	CC Bank European Warrants Sep 2010 C	0.15	7.28 per unit	2010/09/27	100,000,000	2010/05/06
22444	UBS AG	China Life European Warrants Sep 2010 C	0.15	39.43	2010/09/16	200,000,000	2010/05/06
22443	UBS AG	China Life European Warrants Nov 2010 A	0.25	34.88	2010/11/08	200,000,000	2010/05/06
22439	UBS AG	China Shenhua European Warrants Sep 2010	0.25	33.88	2010/09/22	100,000,000	2010/05/06
22440	UBS AG	ICBC European Warrants Nov 2010 A	0.3	5.78 per unit	2010/11/08	100,000,000	2010/05/06
22441	UBS AG	PetroChina European Warrants Apr 2011 A	0.15	8.88	2011/04/26	100,000,000	2010/05/06
22442	UBS AG	Tencent Holdings European Warrants Sep 2010	0.15	168.88 per 100 units	2010/09/22	200,000,000	2010/05/06
22209 <sup>#</sup>	Credit Suisse AG	Ch LongYuan European Warrants Nov 2010 A	0.089	8.868	2010/11/25	300,000,000	2010/05/06
17979 <sup>#</sup>	Deutsche Bank AG	China Mobile European Warrants Oct 2010 A	0.022	86.60 per 100 units	2010/10/18	600,000,000	2010/05/06
17446 <sup>#</sup>	Merrill Lynch Int'l & Co. C.V.	Ch Mobile Eur Wt Oct 2010 A	0.017	86.65 per 100 units	2010/10/11	1,000,000,000	2010/05/06
22479	Credit Suisse AG	China Coal European Warrants Nov 2010 A	0.15	12.4	2010/11/22	100,000,000	2010/05/07
22478	Credit Suisse AG	HSI European Warrants Aug 2010 D	0.15	20,600 per 9,000 units	2010/08/30	180,000,000	2010/05/07
22482	Credit Suisse AG	HSI European Put Warrants Aug 2010 F	0.15	20,200 per 8,500 units	2010/08/30	170,000,000	2010/05/07
22480	Credit Suisse	Yanzhou Coal European Warrants Nov 2010	0.25	25.88	2010/11/15	100,000,000	2010/05/07
22481	Deutsche Bank AG	Ch LongYuan European Warrants Nov 2010	0.25	8.5	2010/11/08	150,000,000	2010/05/07
22472	Deutsche Bank AG	China Mobile European Warrants Nov 2010	0.25	88.88	2010/11/08	300,000,000	2010/05/07
22473	Goldman Sachs SP (Asia)	HSBC European Warrants Sep 2010 C	0.35	85	2010/09/29	200,000,000	2010/05/07
22474	Goldman Sachs SP (Asia)	HSBC European Warrants Oct 2010 A	0.29	88.88	2010/10/28	200,000,000	2010/05/07
22475	Goldman Sachs SP (Asia)	HSBC European Warrants Oct 2010 B	0.23	92	2010/10/28	200,000,000	2010/05/07
22476	Goldman Sachs SP (Asia)	HSBC European Warrants Dec 2010 C	0.39	88	2010/12/30	200,000,000	2010/05/07
22457	HK Bank	Geely Auto European Warrants Nov 2010	0.25	4 per unit	2010/11/08	100,000,000	2010/05/07
22458	HK Bank	Geely Auto European Warrants Dec 2010 A	0.25	4.50 per unit	2010/12/30	100,000,000	2010/05/07
22483	KBC Fin Products Int'l Ltd.	CC Bank Euro Wts Sep 2010 B	0.15	7.68 per unit	2010/09/01	198,000,000	2010/05/07
22471	SGA Societe Generale Acceptance N.V.	Ch LongYuan Eu Wt May11	0.15	9.8	2011/05/23	100,000,000	2010/05/07
22465	SGA Societe Generale Acceptance N.V.	CLife Eu Wt Sep 2010C	0.4	33.88	2010/09/06	200,000,000	2010/05/07
22466	SGA Societe Generale Acceptance N.V.	CLife Eu Wt Sep 2010D	0.3	35.84	2010/09/06	200,000,000	2010/05/07
22467	SGA Societe Generale Acceptance N.V.	CLife Eu Wt Oct 2010B	0.25	37.98	2010/10/04	200,000,000	2010/05/07
22468	SGA Societe Generale Acceptance N.V.	CLife Eu Wt Nov 2010	0.32	37.03	2010/11/08	200,000,000	2010/05/07
22469	SGA Societe Generale Acceptance N.V.	CLife Eu Wt Dec 2010A	0.43	35.18	2010/12/06	200,000,000	2010/05/07
22470	SGA Societe Generale Acceptance N.V.	CLife Eu Wt Dec 2010B	0.29	38.68	2010/12/06	200,000,000	2010/05/07
22460	SGA Societe Generale Acceptance N.V.	HSBC Eu Wt Jul 2011 A	0.15	74.98 per 100 units	2011/07/04	500,000,000	2010/05/07
22461	SGA Societe Generale Acceptance N.V.	HSBC Eu Wt Sep 2011 A	0.18	73.08 per 93 units	2011/09/26	500,000,000	2010/05/07
22462	SGA Societe Generale Acceptance N.V.	HSBC Eu Wt Dec 2011	0.17	77.68 per 93 units	2011/12/19	500,000,000	2010/05/07
22459	SGA Societe Generale Acceptance N.V.	HSBC Eu Wt Dec 2010 B	0.19	63.82 per 93 units	2010/12/13	500,000,000	2010/05/07
22463	SGA Societe Generale Acceptance N.V.	HSI Eu Put Wt Nov 10A	0.27	19,600 per 8,000 units	2010/11/29	300,000,000	2010/05/07
22464	SGA Societe Generale Acceptance N.V.	HSI Eu Put Wt Dec 10A	0.25	19,000 per 8,000 units	2010/12/30	300,000,000	2010/05/07
22477	UBS AG	A50 China European Warrants Nov 2010 B	0.15	12.7	2010/11/22	100,000,000	2010/05/07
20748 <sup>#</sup>	Merrill Lynch Int'l & Co. C.V.	HSI European Warrants Jul10C	0.029	22,500 per 10,000 units	2010/07/29	500,000,000	2010/05/07
20202 <sup>#</sup>	CC Rabobank B.A.	CNPC European Warrants Nov 2010	0.074	11.88	2010/11/12	300,000,000	2010/05/07
22286 <sup>#</sup>	UBS AG	Ch LongYuan European Warrants Nov 2010 A	0.073	9.08	2010/11/22	200,000,000	2010/05/07
22488	BNP Paribas Arbit Issu B.V.	Ch LongYuan Euro Wts Nov10B	0.15	8.878	2010/11/18	100,000,000	2010/05/10
22493	Credit Suisse AG	China Mobile European Warrants Oct 2010 A	0.15	81.9	2010/10/11	200,000,000	2010/05/10
22492	Credit Suisse AG	CC Bank European Warrants Aug 2010 C	0.15	6.488 per unit	2010/08/30	200,000,000	2010/05/10

## Newly listed derivative warrants (continued)

Code	Issuer	Name of issue	Issue prices (HK\$)	Strike level/ Subscription price (HK\$) per 10 units	Subscription/ exercise period	Unit issued on initial listing	Listing date
22495	Credit Suisse AG	CNOOC European Put Warrants Nov 2010	0.25	13.38	2010/11/15	200,000,000	2010/05/10
22496	Credit Suisse AG	ICBC European Put Warrants Nov 2010	0.25	5.28 per unit	2010/11/15	200,000,000	2010/05/10
22494	Credit Suisse AG	Tencent Holdings European Put Wts Oct 10	0.15	150.08 per 100 units	2010/10/18	200,000,000	2010/05/10
22497	Deutsche Bank AG	CNOOC European Warrants Nov 2010 B	0.15	14.08	2010/11/01	300,000,000	2010/05/10
22498	Deutsche Bank AG	HKEx European Warrants Jun 2011 A	0.15	140 per 100 units	2011/06/27	300,000,000	2010/05/10
22499	Deutsche Bank AG	HSBC European Put Warrants Oct 2011	0.15	82 per 100 units	2011/10/17	300,000,000	2010/05/10
22500	Deutsche Bank AG	Tencent Holdings European Warrants Oct10A	0.17	170 per 100 units	2010/10/25	300,000,000	2010/05/10
22485	HK Bank	CC Bank European Warrants Nov 2010 A	0.25	6.78 per unit	2010/11/11	160,000,000	2010/05/10
22486	HK Bank	CC Bank European Warrants Nov 2010 B	0.25	7.38 per unit	2010/11/11	160,000,000	2010/05/10
22487	HK Bank	GCL-Poly Energy European Warrants Jun 2011	0.25	2.40 per unit	2011/06/20	100,000,000	2010/05/10
22484	SGA Societe Generale Acceptance N.V.	ZTE Eu Wt Nov 2010	0.43	33.88	2010/11/10	100,000,000	2010/05/10
22491	UBS AG	Ch LongYuan European Warrants Oct 2010	0.15	7.9	2010/10/25	100,000,000	2010/05/10
22489	UBS AG	CC Bank European Warrants Oct 2010	0.405	6.38 per unit	2010/10/27	100,000,000	2010/05/10
22490	UBS AG	Yanzhou Coal European Wts Oct 2010	0.17	22.85	2010/10/25	100,000,000	2010/05/10
19016 <sup>#</sup>	Credit Suisse	Ping An European Warrants Dec 2010	0.031	78 per 100 units	2010/12/28	400,000,000	2010/05/10
22519	Barclays Bank plc	CITBK European Warrants Nov 2010	0.34	5.80 per unit	2010/11/29	150,000,000	2010/05/11
22520	Barclays Bank plc	China Life European Put Wts Dec 2010	0.26	33	2010/12/06	150,000,000	2010/05/11
22521	Barclays Bank plc	CM Bank European Warrants Dec 2010 B	0.25	20.38	2010/12/13	150,000,000	2010/05/11
22522	Barclays Bank plc	Fushan Energy European Warrants Aug 2011	0.15	5.69	2011/08/01	200,000,000	2010/05/11
22514	Barclays Bank plc	A50 China European Warrants Nov 2010 B	0.15	12.68	2010/11/22	100,000,000	2010/05/11
22515	Barclays Bank plc	A50 China European Warrants Dec 2010	0.15	12.88	2010/12/24	100,000,000	2010/05/11
22516	Barclays Bank plc	A50 China European Put Warrants Jan 2011	0.15	12.28	2011/01/24	100,000,000	2010/05/11
22517	Barclays Bank plc	A50 China European Put Warrants Mar 2011	0.15	11.88	2011/03/28	100,000,000	2010/05/11
22518	Barclays Bank plc	A50 China European Put Warrants Apr 2011	0.19	12.8	2011/04/04	100,000,000	2010/05/11
22510	Barclays Bank plc	HSI European Warrants Sep 2010 F	0.15	20,200 per 10,000 units	2010/09/29	150,000,000	2010/05/11
22511	Barclays Bank plc	HSI European Warrants Sep 2010 G	0.15	20,700 per 8,000 units	2010/09/29	150,000,000	2010/05/11
22509	Barclays Bank plc	HSI European Warrants Nov 2010 D	0.25	20,900 per 8,500 units	2010/11/29	150,000,000	2010/05/11
22512	Barclays Bank plc	HSI European Put Warrants Oct 2010 B	0.16	20,000 per 8,000 units	2010/10/28	150,000,000	2010/05/11
22513	Barclays Bank plc	HSI European Put Warrants Nov 2010 E	0.27	21,300 per 9,000 units	2010/11/29	150,000,000	2010/05/11
22523	Barclays Bank plc	ICBC European Warrants Nov 2010	0.25	6.38 per unit	2010/11/29	150,000,000	2010/05/11
22501	BNP Paribas Arbit Issu B.V.	R&F Ppt European Wts Feb 2011	0.25	10.28	2011/02/02	100,000,000	2010/05/11
22535	Credit Suisse AG	A50 China European Warrants Oct 2010 A	0.15	11.39	2010/10/04	200,000,000	2010/05/11
22528	Deutsche Bank AG	BYD European Warrants Nov 2010	0.15	68.88 per 100 units	2010/11/15	300,000,000	2010/05/11
22529	Deutsche Bank AG	China Life European Warrants Nov 2010 B	0.25	39	2010/11/15	300,000,000	2010/05/11
22530	Deutsche Bank AG	China Life European Put Wts Sep 2010	0.18	32.88	2010/09/20	200,000,000	2010/05/11
22531	Deutsche Bank AG	HKEx European Put Warrants Oct 2010	0.15	130 per 100 units	2010/10/05	200,000,000	2010/05/11
22503	HK Bank	Angang Steel European Warrants Jan 2011	0.25	13.68	2011/01/18	120,000,000	2010/05/11
22504	HK Bank	Fushan Energy European Warrants Nov 2010	0.25	6.38 per unit	2010/11/11	120,000,000	2010/05/11
22505	HK Bank	R&F Ppt European Warrants May 2011	0.25	11.38	2011/05/26	120,000,000	2010/05/11
22506	HK Bank	ICBC European Warrants Nov 2010	0.25	6.68 per unit	2010/11/25	160,000,000	2010/05/11
22507	Macquarie Bank Ltd.	WISE CSI European Warrants Dec 2010	0.256	38	2010/12/02	200,000,000	2010/05/11
22532	Macquarie Bank Ltd.	A50 China European Warrants Oct 2010	0.16	11.38	2010/10/05	200,000,000	2010/05/11
22508	Macquarie Bank Ltd.	Zhaojin Mining European Warrants Dec10	0.253	18.18	2010/12/02	200,000,000	2010/05/11



## Newly listed derivative warrants (continued)

Code	Issuer	Name of issue	Issue prices (HK\$)	Strike level/ Subscription price (HK\$) per 10 units	Subscription/ exercise period	Unit issued on initial listing	Listing date
22524	CC Rabobank B.A.	CNOOC European Warrants Mar 2011	0.15	15.99	2011/03/30	250,000,000	2010/05/11
22527	CC Rabobank B.A.	A50 China European Warrants Nov 2010 C	0.15	12.7	2010/11/22	200,000,000	2010/05/11
22526	CC Rabobank B.A.	A50 China European Put Warrants Mar 2011	0.15	11.88	2011/03/23	200,000,000	2010/05/11
22525	CC Rabobank B.A.	Huaneng Power European Warrants Dec 2010	0.39	5.30 per unit	2010/12/15	100,000,000	2010/05/11
22502	RB of Scotland N.V.	China Life European Put Wts Nov 2010	0.253	32.88	2010/11/15	150,000,000	2010/05/11
22533	UBS AG	Ch LongYuan European Put Warrants Jan 2011	0.15	8.08	2011/01/24	100,000,000	2010/05/11
22534	UBS AG	A50 China European Put Warrants Jan 2011	0.15	12.28	2011/01/24	100,000,000	2010/05/11
21317 <sup>#</sup>	BNP Paribas Arbit Issu B.V.	HSBC European Wts Aug 2010 B	0.106	88.93	2010/08/16	200,000,000	2010/05/11
19426 <sup>#</sup>	Credit Suisse	BOCL European Warrants Feb 2013	0.045	5.19	2013/02/25	800,000,000	2010/05/11
19013 <sup>#</sup>	Credit Suisse	ICBC European Warrants Dec 2010 C	0.019	6.38	2010/12/06	1,000,000,000	2010/05/11
17932 <sup>#</sup>	UBS AG	HSBC European Warrants Sep 2010 C	0.054	78.64 per 93 units	2010/09/20	200,000,000	2010/05/11
20914 <sup>#</sup>	UBS AG	HSI European Warrants Jun 2010 E	0.044	21,000 per 9,000 units	2010/06/29	300,000,000	2010/05/11
22560	Deutsche Bank AG	BOCL European Warrants Nov 2010 B	0.25	4.30 per unit	2010/11/15	200,000,000	2010/05/12
22561	Deutsche Bank AG	CC Bank European Warrants Oct 2010	0.17	7.38 per unit	2010/10/18	200,000,000	2010/05/12
10966	Deutsche Bank AG	EUR/USD European Put Warrants Nov 2010	0.25	1.20 per 1 units	2010/11/15	50,000,000	2010/05/12
22565	Deutsche Bank AG	HSI European Warrants Nov 2010 E	0.28	19,400 per 8,000 units	2010/11/29	300,000,000	2010/05/12
22566	Deutsche Bank AG	HSI European Warrants Sep 2010 F	0.16	20,800 per 8,000 units	2010/09/29	300,000,000	2010/05/12
22562	Deutsche Bank AG	HSI European Put Warrants Aug 2010 I	0.15	19,600 per 9,000 units	2010/08/30	300,000,000	2010/05/12
22563	Deutsche Bank AG	HSI European Put Warrants Aug 2010 J	0.16	20,200 per 8,500 units	2010/08/30	300,000,000	2010/05/12
22564	Deutsche Bank AG	Sinopharm European Warrants Nov 2010	0.57	37	2010/11/15	150,000,000	2010/05/12
22556	J P Morgan SP BV	Ch LongYuan European Warrants Dec 2010	0.25	8.08	2010/12/20	200,000,000	2010/05/12
22554	J P Morgan SP BV	CC Bank Euro Put Wts Nov 2010	0.47	5.88 per unit	2010/11/12	80,000,000	2010/05/12
22555	J P Morgan SP BV	China Life European Put Warrants Nov 2010	0.25	33.88	2010/11/12	100,000,000	2010/05/12
22557	J P Morgan SP BV	CPIC European Warrants Nov 2010	0.25	33.88	2010/11/12	100,000,000	2010/05/12
22559	J P Morgan SP BV	A50 China European Put Warrants Feb 2011	0.25	11.88	2011/02/28	200,000,000	2010/05/12
22558	J P Morgan SP BV	HSBC European Put Warrants Nov 2010 B	0.25	70	2010/11/12	80,000,000	2010/05/12
22567	KBC Fin Products Int'l Ltd.	BOCL European Wts Nov 2010 A	0.29	3.88 per unit	2010/11/12	158,000,000	2010/05/12
22568	KBC Fin Products Int'l Ltd.	BOCL European Wts Nov 2010 B	0.25	4.28 per unit	2010/11/12	158,000,000	2010/05/12
22571	KBC Fin Products Int'l Ltd.	Ch Overseas Euro Wts Dec 2010	0.25	14.98	2010/12/01	100,000,000	2010/05/12
22573	KBC Fin Products Int'l Ltd.	China Overseas Eu Put Wt Nov10	0.25	13.48	2010/11/12	108,000,000	2010/05/12
22569	KBC Fin Products Int'l Ltd.	China Life Euro Wts Oct 2010 C	0.325	33.9	2010/10/04	208,000,000	2010/05/12
22570	KBC Fin Products Int'l Ltd.	China Life Euro Wts Oct 2010 D	0.192	38	2010/10/04	258,000,000	2010/05/12
22575	KBC Fin Products Int'l Ltd.	A50 Ch European Put Wts Dec 10	0.25	13.68	2010/12/28	88,000,000	2010/05/12
22576	KBC Fin Products Int'l Ltd.	A50 Ch European Put Wts Apr 11	0.15	11.88	2011/04/01	88,000,000	2010/05/12
22572	KBC Fin Products Int'l Ltd.	ICBC European Wts Oct 2010 D	0.34	5.888 per unit	2010/10/04	228,000,000	2010/05/12
22574	KBC Fin Products Int'l Ltd.	SHK Ppt Euro Put Wts Dec 2010	0.25	120.88 per 100 units	2010/12/01	108,000,000	2010/05/12
22546	Macquarie Bank Ltd.	Air China European Warrants Dec 2010	0.251	9.99	2010/12/31	250,000,000	2010/05/12
22547	Macquarie Bank Ltd.	China Life European Wts Sep 2010 B	0.152	38.4	2010/09/06	250,000,000	2010/05/12
22548	Macquarie Bank Ltd.	China Life European Wts Dec 2010 A	0.253	39	2010/12/02	250,000,000	2010/05/12
22549	Macquarie Bank Ltd.	Esprit European Warrants Dec 2010	0.501	58.88	2010/12/30	250,000,000	2010/05/12
22550	Macquarie Bank Ltd.	Geely Auto European Warrants Nov 2010	0.29	4.15 per unit	2010/11/12	250,000,000	2010/05/12
22551	Macquarie Bank Ltd.	Sino Ocean Land European Warrants Nov10	0.415	6.50 per unit	2010/11/30	100,000,000	2010/05/12
22552	Macquarie Bank Ltd.	Tencent European Warrants Apr 2011	0.25	198 per 100 units	2011/04/07	250,000,000	2010/05/12

## Newly listed derivative warrants (continued)

Code	Issuer	Name of issue	Issue prices (HK\$)	Strike level/ Subscription price (HK\$) per 10 units	Subscription/ exercise period	Unit issued on initial listing	Listing date
22553	Macquarie Bank Ltd.	ZTE European Warrants Nov 2010	0.297	35.55	2010/11/17	250,000,000	2010/05/12
22538	RB of Scotland N.V.	A50 China European Warrants Oct 2010	0.151	11.38	2010/10/05	300,000,000	2010/05/12
22540	RB of Scotland N.V.	A50 China European Put Wts Mar 2011	0.154	11.88	2011/03/30	300,000,000	2010/05/12
10965	RB of Scotland N.V.	Gold European Warrants Dec 2010	0.253	1,288 per 5,000 units	2010/12/30	100,000,000	2010/05/12
22537	RB of Scotland N.V.	HSI European Warrants Nov 2010 C	0.253	19,600 per 9,000 units	2010/11/29	400,000,000	2010/05/12
22539	RB of Scotland N.V.	HSI European Put Warrants Aug 2010 E	0.15	20,000 per 8,000 units	2010/08/30	400,000,000	2010/05/12
22541	SGA Societe Generale Acceptance N.V.	Ch Mob Eu Wt Nov 2010A	0.59	77	2010/11/22	80,000,000	2010/05/12
22542	SGA Societe Generale Acceptance N.V.	CP&CC Eur Wt Nov 2010A	0.6	6 per unit	2010/11/22	100,000,000	2010/05/12
22545	SGA Societe Generale Acceptance N.V.	A50 Ch Eu Put Wt Apr 11	0.25	11.58	2011/04/13	300,000,000	2010/05/12
22543	SGA Societe Generale Acceptance N.V.	HSI Eur Wt Sep 2010 I	0.15	21,000 per 9,000 units	2010/09/29	300,000,000	2010/05/12
22544	SGA Societe Generale Acceptance N.V.	HSI Eur Wt Oct 2010 F	0.15	21,400 per 8,500 units	2010/10/28	300,000,000	2010/05/12
22536	UBS AG	A50 China European Warrants Oct 2010	0.15	11.39	2010/10/04	100,000,000	2010/05/12
18325 <sup>#</sup>	Merrill Lynch Int'l & Co. C.V.	HSBC Euro Wts Oct 2010	0.039	83.593 per 93 units	2010/10/25	500,000,000	2010/05/12
20323 <sup>#</sup>	Merrill Lynch Int'l & Co. C.V.	Tencent European Wts Aug10A	0.046	179.99 per 100 units	2010/08/02	300,000,000	2010/05/12
22577	BNP Paribas Arbit Issu B.V.	HSBC European Wts Nov 2010 B	0.3	88.99	2010/11/25	200,000,000	2010/05/13
22589	Credit Suisse AG	BOCL European Warrants Oct 2010 B	0.15	4.28 per unit	2010/10/25	200,000,000	2010/05/13
22606	Credit Suisse AG	BYD European Warrants Nov 2010	0.15	68.888 per 100 units	2010/11/15	200,000,000	2010/05/13
22607	Credit Suisse AG	CNOOC European Warrants Dec 2010	0.15	13.02	2010/12/13	200,000,000	2010/05/13
22610	Credit Suisse AG	HKEx European Warrants Sep 2010	0.15	120 per 100 units	2010/09/27	200,000,000	2010/05/13
22609	Credit Suisse AG	HSBC European Put Warrants Aug 2010	0.15	71.99	2010/08/30	200,000,000	2010/05/13
22611	Credit Suisse AG	HSI European Warrants Aug 2010 H	0.15	19,600 per 10,000 units	2010/08/30	200,000,000	2010/05/13
22588	Credit Suisse AG	HSI European Put Warrants Aug 2010 G	0.15	19,200 per 7,000 units	2010/08/30	210,000,000	2010/05/13
22608	Credit Suisse AG	ICBC European Warrants Oct 2010 B	0.15	5.89 per unit	2010/10/04	200,000,000	2010/05/13
22602	Deutsche Bank AG	CC Bank European Warrants Nov 2010 A	0.59	6.20 per unit	2010/11/22	200,000,000	2010/05/13
22603	Deutsche Bank AG	CNOOC European Put Warrants Dec 2010	0.2	13.18	2010/12/21	200,000,000	2010/05/13
22605	Deutsche Bank AG	A50 China European Warrants Oct 2010	0.15	11.38	2010/10/05	300,000,000	2010/05/13
22604	Deutsche Bank AG	HSBC European Warrants Sep 2011 B	0.15	73 per 93 units	2011/09/19	300,000,000	2010/05/13
22581	HK Bank	CHALCO European Warrants Jun 2011	0.25	7.38	2011/06/29	150,000,000	2010/05/13
22582	HK Bank	China Coal European Warrants Jan 2011	0.15	12.52	2011/01/17	120,000,000	2010/05/13
22583	HK Bank	Esprit European Warrants Nov 2010	0.26	56.88	2010/11/15	150,000,000	2010/05/13
22584	HK Bank	HWL European Warrants Nov 2010	0.25	56.88	2010/11/15	150,000,000	2010/05/13
22585	HK Bank	Maanshan Iron European Warrants Nov 2010	0.25	4.38 per unit	2010/11/15	100,000,000	2010/05/13
22595	KBC Fin Products Int'l Ltd.	CC Bank Euro Put Wts Nov 2010C	0.25	5.08 per unit	2010/11/15	108,000,000	2010/05/13
22593	KBC Fin Products Int'l Ltd.	CNOOC European Wts Dec 2010A	0.15	13	2010/12/15	108,000,000	2010/05/13
22596	KBC Fin Products Int'l Ltd.	CNOOC Euro Put Wts Jan 2011 A	0.2	13.2	2011/01/03	100,000,000	2010/05/13
22594	KBC Fin Products Int'l Ltd.	Henderson Land Dev Eu Wt Nov10	0.25	52	2010/11/15	50,000,000	2010/05/13
22597	KBC Fin Products Int'l Ltd.	Henderson Land Eu Put Wt Nov10	0.44	48	2010/11/15	50,000,000	2010/05/13
22598	KBC Fin Products Int'l Ltd.	HSBC Euro Put Wts Nov 2010 B	0.25	62.88	2010/11/23	108,000,000	2010/05/13
22599	KBC Fin Products Int'l Ltd.	HSI Euro Put Wts Aug 2010	0.15	19,600 per 9,000 units	2010/08/30	200,000,000	2010/05/13
22600	KBC Fin Products Int'l Ltd.	HSI Euro Put Wts Nov 2010 D	0.25	18,800 per 8,000 units	2010/11/29	200,000,000	2010/05/13
22601	KBC Fin Products Int'l Ltd.	HSI Euro Put Wts Nov 2010 E	0.25	19,200 per 8,500 units	2010/11/29	200,000,000	2010/05/13
22578	Macquarie Bank Ltd.	Angang Steel European Wts Jan 2011	0.25	14.08	2011/01/04	200,000,000	2010/05/13
22587	Macquarie Bank Ltd.	China Agri European Warrants Dec 2010	0.25	11	2010/12/30	200,000,000	2010/05/13

## Newly listed derivative warrants (continued)

Code	Issuer	Name of issue	Issue prices (HK\$)	Strike level/ Subscription price (HK\$) per 10 units	Subscription/ exercise period	Unit issued on initial listing	Listing date
22580	Macquarie Bank Ltd.	HSI European Put Warrants Nov 2010 A	0.252	19,600 per 8,000 units	2010/11/29	300,000,000	2010/05/13
22579	Macquarie Bank Ltd.	HSI European Warrants Sep 2010 B	0.151	20,700 per 8,000 units	2010/09/29	300,000,000	2010/05/13
22586	CC Rabobank B.A.	HSI European Warrants Oct 2010	0.15	22,000 per 7,000 units	2010/10/28	200,000,000	2010/05/13
22590	CC Rabobank B.A.	HSI European Put Warrants Oct 2010	0.18	20,400 per 10,000 units	2010/10/28	200,000,000	2010/05/13
22591	UBS AG	China Mobile European Warrants Oct 2011	0.15	66 per 100 units	2011/10/11	200,000,000	2010/05/13
22592	UBS AG	Sinopec Corp European Warrants Nov 2010	0.25	6.08 per unit	2010/11/15	100,000,000	2010/05/13
21164*	Credit Suisse AG	A50 China European Warrants Jul 2010 B	0.05	12.48	2010/07/26	200,000,000	2010/05/13
18364*	SGA Societe Generale Acceptance N.V.	HSBC Eu Wt Sep 2010 A	0.044	78.593 per 93 units	2010/09/22	500,000,000	2010/05/13
18365*	SGA Societe Generale Acceptance N.V.	HSBC Eu Wt Nov 2010 A	0.037	83.593 per 93 units	2010/11/01	500,000,000	2010/05/13
22627	BOCI Asia Ltd.	A50 China European Warrants Nov 2010	0.5	14.27 per unit	2010/11/15	100,000,000	2010/05/14
22625	BOCI Asia Ltd.	Mongolia Energy European Warrants Nov 2010	0.5	4 per unit	2010/11/15	100,000,000	2010/05/14
22626	BOCI Asia Ltd.	Tencent Holdings European Warrants Feb 2011	0.25	163.88 per 100 units	2011/02/21	100,000,000	2010/05/14
22637	BNP Paribas Arbit Issu B.V.	Ch Mobile Euro Wts Nov 2010	0.55	78.88	2010/11/29	200,000,000	2010/05/14
22638	BNP Paribas Arbit Issu B.V.	Ch Mobile Euro Wts Oct 2011	0.15	66 per 100 units	2011/10/11	200,000,000	2010/05/14
22641	BNP Paribas Arbit Issu B.V.	HSBC European Put Wts Apr 2011	0.25	84.88 per 100 units	2011/04/28	100,000,000	2010/05/14
22639	BNP Paribas Arbit Issu B.V.	HSBC European Wts Nov 2010 C	0.38	82.88	2010/11/29	200,000,000	2010/05/14
22640	BNP Paribas Arbit Issu B.V.	HSBC European Wts Dec 2010 D	0.15	63 per 93 units	2010/12/21	200,000,000	2010/05/14
22642	BNP Paribas Arbit Issu B.V.	HSBC European Wts Sep 2011 B	0.15	73.08 per 93 units	2011/09/19	200,000,000	2010/05/14
22644	BNP Paribas Arbit Issu B.V.	HSI European Wts Oct 2010	0.15	20,800 per 9,800 units	2010/10/28	200,000,000	2010/05/14
22653	BNP Paribas Arbit Issu B.V.	HSI Euro Put Wts Oct 2010 A	0.27	20,000 per 8,000 units	2010/10/28	200,000,000	2010/05/14
22654	BNP Paribas Arbit Issu B.V.	HSI Euro Put Wts Nov 2010 C	0.25	19,500 per 9,000 units	2010/11/29	200,000,000	2010/05/14
22645	BNP Paribas Arbit Issu B.V.	HSI European Wts Nov 2010 A	0.27	18,800 per 8,800 units	2010/11/29	200,000,000	2010/05/14
22646	BNP Paribas Arbit Issu B.V.	HSI European Wts Nov 2010 B	0.25	20,000 per 8,000 units	2010/11/29	200,000,000	2010/05/14
22643	BNP Paribas Arbit Issu B.V.	Shimao Ppt European Wts Mar 11	0.25	11.38	2011/03/07	200,000,000	2010/05/14
22636	Credit Suisse AG	Ch LongYuan European Warrants Dec 2010 B	0.25	7.288	2010/12/20	200,000,000	2010/05/14
22634	Credit Suisse AG	HSI European Put Warrants Aug 2010 I	0.15	19,400 per 9,000 units	2010/08/30	180,000,000	2010/05/14
22635	Credit Suisse AG	Zijin Mining European Warrants Jan 2011	0.15	5.99	2011/01/31	200,000,000	2010/05/14
22631	Deutsche Bank AG	A50 China European Put Wts Apr 2011 A	0.25	11.58	2011/04/12	200,000,000	2010/05/14
22649	HK Bank	HSI European Warrants Dec 2010 D	0.25	19,800 per 10,000 units	2010/12/30	150,000,000	2010/05/14
22650	HK Bank	HSI European Warrants Dec 2010 E	0.25	20,800 per 9,000 units	2010/12/30	150,000,000	2010/05/14
22651	HK Bank	HSI European Warrants Dec 2010 F	0.25	21,800 per 8,000 units	2010/12/30	150,000,000	2010/05/14
22656	HK Bank	HSI European Put Warrants Dec 2010 G	0.25	16,800 per 8,000 units	2010/12/30	150,000,000	2010/05/14
22657	HK Bank	HSI European Put Warrants Dec 2010 H	0.25	17,800 per 9,000 units	2010/12/30	150,000,000	2010/05/14
22658	HK Bank	HSI European Put Warrants Dec 2010 I	0.25	19,800 per 12,000 units	2010/12/30	150,000,000	2010/05/14
22628	Macquarie Bank Ltd.	Alibaba European Warrants Jan 2011	0.253	16.88	2011/01/31	300,000,000	2010/05/14
22619	RB of Scotland N.V.	CC Bank European Warrants Oct 2012	0.153	6	2012/10/29	250,000,000	2010/05/14
22618	RB of Scotland N.V.	Ch Comm Cons European Wts Dec 2011	0.251	6	2011/12/30	250,000,000	2010/05/14
22620	RB of Scotland N.V.	HKEx European Warrants Dec 2010	0.155	129.99 per 100 units	2010/12/06	250,000,000	2010/05/14
22623	RB of Scotland N.V.	ICBC European Warrants Dec 2012	0.15	5.08	2012/12/10	250,000,000	2010/05/14
22621	RB of Scotland N.V.	PetroChina European Warrants May 2011	0.151	8.888	2011/05/05	250,000,000	2010/05/14
22622	RB of Scotland N.V.	PetroChina European Warrants Jun 2011	0.196	7.888	2011/06/21	250,000,000	2010/05/14
22624	RB of Scotland N.V.	Tencent Holdings European Wts Nov 10A	0.258	153.88 per 100 units	2010/11/29	250,000,000	2010/05/14
22612	SGA Societe Generale Acceptance N.V.	BOCL Eu Wt Nov 2010 B	0.28	4.18 per unit	2010/11/15	120,000,000	2010/05/14

## Newly listed derivative warrants (continued)

Code	Issuer	Name of issue	Issue prices (HK\$)	Strike level/ Subscription price (HK\$) per 10 units	Subscription/ exercise period	Unit issued on initial listing	Listing date
22613	SGA Societe Generale Acceptance N.V.	BOCL Eu Wt Nov 2010 C	0.19	4.50 per unit	2010/11/17	120,000,000	2010/05/14
22614	SGA Societe Generale Acceptance N.V.	CCB Eur Wt Oct 2010 A	0.2	7.27 per unit	2010/10/04	80,000,000	2010/05/14
22615	SGA Societe Generale Acceptance N.V.	HKEx Eu Wt Jun 2011 A	0.15	138 per 100 units	2011/06/15	300,000,000	2010/05/14
22616	SGA Societe Generale Acceptance N.V.	HWL Eur Wt Oct 2010	0.16	61.88	2010/10/27	100,000,000	2010/05/14
22617	SGA Societe Generale Acceptance N.V.	ICBC Eu Wt Sep 2010 E	0.26	6 per unit	2010/09/08	120,000,000	2010/05/14
22632	UBS AG	HSBC European Warrants Oct 2010 B	0.15	88.88	2010/10/25	100,000,000	2010/05/14
22633	UBS AG	HSBC European Warrants Nov 2010 B	0.37	78.88	2010/11/15	100,000,000	2010/05/14
22647	UBS AG	HSI European Warrants Aug 2010 F	0.16	19,200 per 9,000 units	2010/08/30	200,000,000	2010/05/14
22648	UBS AG	HSI European Warrants Aug 2010 G	0.27	18,000 per 8,000 units	2010/08/30	200,000,000	2010/05/14
22655	UBS AG	HSI European Put Warrants Aug 2010 H	0.15	18,800 per 9,000 units	2010/08/30	200,000,000	2010/05/14
22629	UBS AG	Tencent Holdings European Warrants Oct 2010 A	0.15	160 per 100 units	2010/10/04	200,000,000	2010/05/14
22630	UBS AG	Tencent Holdings European Warrants Nov 2010 A	0.25	153.88 per 100 units	2010/11/15	200,000,000	2010/05/14
18884 <sup>#</sup>	UBS AG	China Mobile European Warrants Nov 2010	0.036	83.80 per 100 units	2010/11/29	500,000,000	2010/05/14
22663	BOCI Asia Ltd.	China Mobile European Warrants Aug 2010	0.15	85	2010/08/30	100,000,000	2010/05/17
22664	BOCI Asia Ltd.	China Mobile European Warrants Oct 2011	0.15	66 per 100 units	2011/10/18	100,000,000	2010/05/17
22665	BOCI Asia Ltd.	China Mobile European Put Warrants Dec 2010	0.5	67.6	2010/12/06	100,000,000	2010/05/17
22666	BOCI Asia Ltd.	China Life European Warrants Nov 2010	0.25	38.8	2010/11/24	100,000,000	2010/05/17
22667	BOCI Asia Ltd.	HSBC European Put Warrants Jul 2012	0.25	75 per 100 units	2012/07/16	100,000,000	2010/05/17
22662	BOCI Asia Ltd.	HSI European Put Warrants Nov 2010	0.25	19,000 per 8,000 units	2010/11/29	100,000,000	2010/05/17
22661	BOCI Asia Ltd.	HSI European Warrants Dec 2010 B	0.25	20,800 per 8,000 units	2010/12/30	100,000,000	2010/05/17
22672	CC Rabobank B.A.	Angang Steel European Warrants Nov 2010	0.25	10.8	2010/11/29	150,000,000	2010/05/17
22673	CC Rabobank B.A.	China EB Ltd European Warrants Nov 2010	0.25	20	2010/11/29	100,000,000	2010/05/17
22680	CC Rabobank B.A.	CC Bank European Put Warrants Dec 2010	0.39	5.20 per unit	2010/12/30	100,000,000	2010/05/17
22674	CC Rabobank B.A.	China Life European Warrants Nov 2010 A	0.57	30	2010/11/29	100,000,000	2010/05/17
22675	CC Rabobank B.A.	China Life European Warrants Dec 2010 A	0.29	36	2010/12/22	200,000,000	2010/05/17
22681	CC Rabobank B.A.	China Life European Put Warrants Dec 2010	0.25	29.6	2010/12/30	100,000,000	2010/05/17
22676	CC Rabobank B.A.	China Ship Dev European Warrants Nov 2010	0.25	12	2010/11/29	150,000,000	2010/05/17
22669	CC Rabobank B.A.	HSBC European Put Warrants Dec 2010 H	0.48	62	2010/12/30	100,000,000	2010/05/17
22670	CC Rabobank B.A.	HSI European Warrants Nov 2010 A	0.29	18,800 per 8,000 units	2010/11/29	200,000,000	2010/05/17
22671	CC Rabobank B.A.	HSI European Warrants Nov 2010 B	0.25	19,600 per 8,000 units	2010/11/29	200,000,000	2010/05/17
22678	CC Rabobank B.A.	HSI European Put Warrants Dec 2010 A	0.25	18,800 per 8,000 units	2010/12/30	200,000,000	2010/05/17
22679	CC Rabobank B.A.	HSI European Put Warrants Dec 2010 B	0.28	19,600 per 8,000 units	2010/12/30	200,000,000	2010/05/17
22668	CC Rabobank B.A.	ICBC European Put Warrants Dec 2010	0.25	4.20 per unit	2010/12/30	100,000,000	2010/05/17
22677	CC Rabobank B.A.	Xinao Gas European Warrants Nov 2010	0.45	25	2010/11/29	100,000,000	2010/05/17
22652	SGA Societe Generale Acceptance N.V.	HSCEI Eu Put Wt Dec 10	0.25	10,500 per 6,000 units	2010/12/30	300,000,000	2010/05/17
22659	SGA Societe Generale Acceptance N.V.	HSI Eu Put Wt Nov 10B	0.25	18,500 per 9,000 units	2010/11/29	300,000,000	2010/05/17
22660	SGA Societe Generale Acceptance N.V.	HSI Eu Put Wt Dec 10B	0.25	18,000 per 8,500 units	2010/12/30	300,000,000	2010/05/17
22682	UBS AG	HSBC European Warrants Jun 2011 B	0.15	75 per 100 units	2011/06/27	200,000,000	2010/05/17
21136 <sup>#</sup>	Citigroup Global Mkt H Inc.	A50 China Euro Wts Jan 2011 B	0.051	13.88	2011/01/11	200,000,000	2010/05/17
20716 <sup>#</sup>	Deutsche Bank AG	Tencent Holdings European Warrants Aug10A	0.053	165 per 100 units	2010/08/02	300,000,000	2010/05/17
22693	BOCI Asia Ltd.	Ch Overseas European Warrants Feb 2011	0.25	15.98	2011/02/16	100,000,000	2010/05/18
22694	BOCI Asia Ltd.	China Shenhua European Warrants Jan 2011	0.5	34.88	2011/01/12	100,000,000	2010/05/18
22695	BOCI Asia Ltd.	HSBC European Warrants Dec 2011	0.15	77.70 per 93 units	2011/12/19	100,000,000	2010/05/18

## Newly listed derivative warrants (continued)

Code	Issuer	Name of issue	Issue prices (HK\$)	Strike level/ Subscription price (HK\$) per 10 units	Subscription/ exercise period	Unit issued on initial listing	Listing date
22696	BOCI Asia Ltd.	Nine Dragons European Warrants Jan 2011	0.25	13.88	2011/01/26	100,000,000	2010/05/18
22697	BOCI Asia Ltd.	PetroChina European Warrants May 2011	0.15	8.88	2011/05/03	100,000,000	2010/05/18
22719	Credit Suisse AG	HSI European Warrants Sep 2010 A	0.15	20,700 per 8,000 units	2010/09/29	200,000,000	2010/05/18
22718	Credit Suisse AG	HSI European Put Warrants Aug 2010 J	0.15	19,600 per 9,000 units	2010/08/30	180,000,000	2010/05/18
22714	Deutsche Bank AG	BYD European Warrants Jun 2011	0.15	80 per 100 units	2011/06/13	200,000,000	2010/05/18
22715	Deutsche Bank AG	ICBC European Warrants Nov 2010 A	0.47	5.78 per unit	2010/11/01	150,000,000	2010/05/18
22705	Deutsche Bank AG	Sands China European Warrants Nov 2010	0.25	12	2010/11/22	100,000,000	2010/05/18
22706	Deutsche Bank AG	Sands China European Warrants Dec 2010	0.25	13	2010/12/20	100,000,000	2010/05/18
22707	Deutsche Bank AG	Wynn Macau European Warrants Nov 2010	0.25	12	2010/11/22	100,000,000	2010/05/18
22699	J P Morgan SP BV	Angang Steel European Warrants Nov 2010	0.25	11.88	2010/11/18	188,000,000	2010/05/18
22700	J P Morgan SP BV	China Coal European Warrants Nov 2010	0.25	10.88	2010/11/18	188,000,000	2010/05/18
22701	J P Morgan SP BV	China Life European Warrants Nov 2010	0.25	36.38	2010/11/18	100,000,000	2010/05/18
22702	J P Morgan SP BV	Sinopec Corp European Warrants Nov 2010	0.35	6.38 per unit	2010/11/18	80,000,000	2010/05/18
22703	J P Morgan SP BV	Chi Res Land European Warrants Nov 2010	0.25	13.88	2010/11/18	188,000,000	2010/05/18
22704	J P Morgan SP BV	Skyworth Digital European Warrants Mar 11	0.25	6.88	2011/03/28	200,000,000	2010/05/18
22708	KBC Fin Products Int'l Ltd.	HSCEI Euro Wts Nov 2010	0.25	12,000 per 6,200 units	2010/11/29	100,000,000	2010/05/18
22713	KBC Fin Products Int'l Ltd.	HSCEI Euro Put Wts Nov 2010	0.25	11,600 per 7,000 units	2010/11/29	100,000,000	2010/05/18
22709	KBC Fin Products Int'l Ltd.	HSI European Wts Sep 2010 K	0.15	20,200 per 10,000 units	2010/09/29	200,000,000	2010/05/18
22710	KBC Fin Products Int'l Ltd.	HSI European Wts Nov 2010 F	0.25	18,800 per 10,000 units	2010/11/29	200,000,000	2010/05/18
22711	KBC Fin Products Int'l Ltd.	HSI European Wts Nov 2010 G	0.25	19,400 per 9,800 units	2010/11/29	200,000,000	2010/05/18
22712	KBC Fin Products Int'l Ltd.	HSI European Wts Dec 2010 B	0.28	18,200 per 9,500 units	2010/12/30	200,000,000	2010/05/18
22716	KBC Fin Products Int'l Ltd.	HSI Euro Put Wts Dec 2010 C	0.25	17,000 per 8,200 units	2010/12/30	200,000,000	2010/05/18
22717	KBC Fin Products Int'l Ltd.	HSI Euro Put Wts Dec 2010 D	0.25	18,000 per 9,500 units	2010/12/30	200,000,000	2010/05/18
22698	Macquarie Bank Ltd.	CNBM European Warrants Dec 2010	0.151	13.68	2010/12/22	300,000,000	2010/05/18
22685	Nomura Int'l plc	Ch LongYuan European Warrants Oct 2010	0.16	7.908	2010/10/25	200,000,000	2010/05/18
22686	Nomura Int'l plc	Ch LongYuan European Warrants Nov 2010	0.15	8.868	2010/11/24	200,000,000	2010/05/18
22687	Nomura Int'l plc	CC Bank European Warrants Dec 2010 A	0.448	7 per unit	2010/12/31	150,000,000	2010/05/18
22692	Nomura Int'l plc	CPIC European Warrants Nov 2010	0.25	36.88	2010/11/30	150,000,000	2010/05/18
22690	Nomura Int'l plc	Chi Res Land European Warrants Nov 2010	0.252	14.98	2010/11/30	100,000,000	2010/05/18
22691	Nomura Int'l plc	Chi Res Land European Warrants Apr 2011	0.298	16.08	2011/04/29	100,000,000	2010/05/18
22688	Nomura Int'l plc	China Shenhua European Warrants Nov 2010	0.25	39.88	2010/11/30	100,000,000	2010/05/18
22683	Nomura Int'l plc	Hutchison European Warrants Dec 2010 A	0.27	59.88	2010/12/31	100,000,000	2010/05/18
22684	Nomura Int'l plc	JIANC European Warrants Dec 2010 A	0.25	16.88	2010/12/31	100,000,000	2010/05/18
22689	Nomura Int'l plc	Sinopharm European Warrants Jan 2011	0.376	40.88	2011/01/31	100,000,000	2010/05/18
21491 <sup>#</sup>	KBC Fin Products Int'l Ltd.	A50 Ch Euro Wts Nov 2010 B	0.107	12.68	2010/11/22	500,000,000	2010/05/18
22729	BOCI Asia Ltd.	Cheung Kong European Warrants Nov 2010	0.5	104.8	2010/11/30	100,000,000	2010/05/19
22728	BOCI Asia Ltd.	Evergrande European Warrants Feb 2011	0.5	3.18 per unit	2011/02/25	100,000,000	2010/05/19
22749	BNP Paribas Arbit Issu B.V.	Ch Mobile Euro Wts Oct 2010	0.21	88.13	2010/10/20	200,000,000	2010/05/19
22732	Citigroup Global Mkt H Inc.	BYD European Warrants Jun 11B	0.15	70 per 100 units	2011/06/08	250,000,000	2010/05/19
22735	Citigroup Global Mkt H Inc.	CITIC Pacific Eu Wt Jul 2011	0.25	18	2011/07/25	120,000,000	2010/05/19
22733	Citigroup Global Mkt H Inc.	Cathay Pacific Eu Wt May 2011A	0.25	16.88	2011/05/25	100,000,000	2010/05/19
22734	Citigroup Global Mkt H Inc.	Chi Res Land European Wt Jun11	0.25	18	2011/06/27	100,000,000	2010/05/19
22740	Citigroup Global Mkt H Inc.	A50 China Euro Wts Oct 2010	0.15	11.38	2010/10/04	100,000,000	2010/05/19

## Newly listed derivative warrants (continued)

Code	Issuer	Name of issue	Issue prices (HK\$)	Strike level/ Subscription price (HK\$) per 10 units	Subscription/ exercise period	Unit issued on initial listing	Listing date
22736	Citigroup Global Mkt H Inc.	Henganintl European Wts Mar11	0.25	68	2011/03/28	100,000,000	2010/05/19
22737	Citigroup Global Mkt H Inc.	Jiangxi Copper Euro Wts Oct10	0.15	15.98	2010/10/29	120,000,000	2010/05/19
22738	Citigroup Global Mkt H Inc.	Li Ning European Wts Jul 2011A	0.25	30	2011/07/25	100,000,000	2010/05/19
22739	Citigroup Global Mkt H Inc.	PetroChina Euro Wts May 2011	0.15	8.88	2011/05/06	160,000,000	2010/05/19
22731	J P Morgan SP BV	A50 China European Warrants Sep 2010 B	0.15	11.38	2010/09/28	200,000,000	2010/05/19
22730	J P Morgan SP BV	HSBC European Warrants Sep 2011 A	0.162	73.08 per 93 units	2011/09/19	388,000,000	2010/05/19
22748	KBC Fin Products Int'l Ltd.	A50 Ch Euro Wts Oct 2010 C	0.15	11.39	2010/10/05	128,000,000	2010/05/19
22746	KBC Fin Products Int'l Ltd.	PetroChina Euro Wts Jun 2011	0.15	7.88	2011/06/15	200,000,000	2010/05/19
22747	KBC Fin Products Int'l Ltd.	SHK Ppt European Wts Dec 2010	0.15	96.90 per 100 units	2010/12/06	128,000,000	2010/05/19
22744	Macquarie Bank Ltd.	Sh Petrochem European Wts Nov 2010	0.25	3.68 per unit	2010/11/19	200,000,000	2010/05/19
22720	SGA Societe Generale Acceptance N.V.	BOCL Eu Wt Oct 2010 A	0.17	4.38 per unit	2010/10/18	120,000,000	2010/05/19
22721	SGA Societe Generale Acceptance N.V.	BOCL Eu Wt Oct 2010 B	0.15	4.50 per unit	2010/10/20	120,000,000	2010/05/19
22722	SGA Societe Generale Acceptance N.V.	CITBK Euro Wt Oct10B	0.15	6.09 per unit	2010/10/06	120,000,000	2010/05/19
22723	SGA Societe Generale Acceptance N.V.	CMB Euro Wts Dec 10A	0.16	19.98	2010/12/22	120,000,000	2010/05/19
22724	SGA Societe Generale Acceptance N.V.	Ch Mob Eu Wt Aug 10C	0.2	85	2010/08/30	100,000,000	2010/05/19
22743	UBS AG	China Life European Warrants Nov 2010 B	0.15	39	2010/11/29	200,000,000	2010/05/19
22727	UBS AG	CM Bank European Warrants Dec 2010 B	0.15	20.4	2010/12/06	100,000,000	2010/05/19
22726	UBS AG	R&F Ppt European Warrants Jan 2011	0.15	10.3	2011/01/31	100,000,000	2010/05/19
22741	UBS AG	HSCEI European Warrants Dec 2010	0.25	11,500 per 6,000 units	2010/12/30	50,000,000	2010/05/19
22745	UBS AG	HSCEI European Put Warrants Dec 2010	0.25	10,800 per 6,000 units	2010/12/30	50,000,000	2010/05/19
22725	UBS AG	HSI European Warrants Nov 2010 A	0.15	20,900 per 8,500 units	2010/11/29	200,000,000	2010/05/19
22742	UBS AG	HSI European Warrants Nov 2010 B	0.25	20,200 per 8,000 units	2010/11/29	200,000,000	2010/05/19
20511 <sup>#</sup>	BNP Paribas Arbit Issu B.V.	CC Bank Euro Wts Aug 2010 B	0.141	6.82 per unit	2010/08/02	100,000,000	2010/05/19
20254 <sup>#</sup>	SGA Societe Generale Acceptance N.V.	A50 Ch Eu Wt Jul 10B	0.025	13.38	2010/07/12	400,000,000	2010/05/19
22755	Deutsche Bank AG	China Mobile European Put Wts Jun 2011	0.15	74 per 100 units	2011/06/07	200,000,000	2010/05/20
22756	Deutsche Bank AG	China Shenhua European Warrants Nov 2010	0.4	34	2010/11/29	100,000,000	2010/05/20
10967	Deutsche Bank AG	Gold European Warrants Nov 2010	0.25	1,388 per 4,000 units	2010/11/30	50,000,000	2010/05/20
22761	Goldman Sachs SP (Asia)	China Mobile Euro Wts Nov 2010	0.55	77	2010/11/29	200,000,000	2010/05/20
22762	Goldman Sachs SP (Asia)	China Mobile Euro Wts Dec 2010	0.37	84	2010/12/30	200,000,000	2010/05/20
22763	Goldman Sachs SP (Asia)	China Life Euro Wts Sep 2010 B	0.22	35.9	2010/09/02	200,000,000	2010/05/20
22764	Goldman Sachs SP (Asia)	China Life Euro Wts Sep 2010 C	0.18	38	2010/09/29	200,000,000	2010/05/20
22765	Goldman Sachs SP (Asia)	China Life Euro Wts Nov 2010 B	0.31	36	2010/11/29	200,000,000	2010/05/20
22760	Goldman Sachs SP (Asia)	China Mobile Euro Wts Oct 2010 C	0.38	80	2010/10/28	200,000,000	2010/05/20
22752	Macquarie Bank Ltd.	Country Garden European Warrants Nov10	0.254	2.88 per unit	2010/11/22	88,000,000	2010/05/20
22751	Macquarie Bank Ltd.	China Overseas European Wts Nov 2010	0.153	15	2010/11/24	200,000,000	2010/05/20
22753	Macquarie Bank Ltd.	Franshion PPT European Warrants Nov 10	0.254	2.88 per unit	2010/11/22	88,000,000	2010/05/20
22750	Macquarie Bank Ltd.	China Mengniu European Wts Nov 2010	0.251	28.88	2010/11/22	200,000,000	2010/05/20
22754	Macquarie Bank Ltd.	Nine Dragons European Wts Jan 2011	0.152	14.9	2011/01/17	200,000,000	2010/05/20
22757	RB of Scotland N.V.	China Life European Wts Nov 2010 A	0.375	33.88	2010/11/30	150,000,000	2010/05/20
22758	RB of Scotland N.V.	China Life European Wts Nov 2010 B	0.267	36.88	2010/11/22	150,000,000	2010/05/20
22759	RB of Scotland N.V.	ICBC European Warrants Nov 2010	0.412	5.80 per unit	2010/11/30	100,000,000	2010/05/20
19859 <sup>#</sup>	Credit Suisse AG	HSBC European Wts Sep 2010 B	0.04	78.63 per 93 units	2010/09/20	300,000,000	2010/05/20
21748 <sup>#</sup>	Credit Suisse AG	Tencent Holdings European Wts Aug 2010 C	0.08	166.80 per 100 units	2010/08/30	200,000,000	2010/05/20

## Newly listed derivative warrants (continued)

Code	Issuer	Name of issue	Issue prices (HK\$)	Strike level/ Subscription price (HK\$) per 10 units	Subscription/ exercise period	Unit issued on initial listing	Listing date
20715 <sup>#</sup>	Deutsche Bank AG	A50 China European Warrants Aug 2010 A	0.047	12.5	2010/08/02	300,000,000	2010/05/20
22424 <sup>#</sup>	UBS AG	HSI European Warrants Aug 2010 C	0.132	20,000 per 8,000 units	2010/08/30	300,000,000	2010/05/20
22779	BNP Paribas Arbit Issu B.V.	Ch Mobile Euro Wts Nov 2012	0.25	83.88 per 100 units	2012/11/02	200,000,000	2010/05/24
22778	BNP Paribas Arbit Issu B.V.	A50 China Euro Wts May 2012	0.26	14.88	2012/05/02	200,000,000	2010/05/24
22780	BNP Paribas Arbit Issu B.V.	HSBC European Wts Feb 2013	0.25	83.88 per 100 units	2013/02/01	200,000,000	2010/05/24
22781	BNP Paribas Arbit Issu B.V.	HSI European Wts Jul 2011	0.25	22,200 per 15,000 units	2011/07/28	200,000,000	2010/05/24
22767	Citigroup Global Mkt H Inc.	Alibaba European Warrants Jan11B	0.16	16.88	2011/01/28	120,000,000	2010/05/24
22768	Citigroup Global Mkt H Inc.	Minsheng Bank Euro Wts Mar 11	0.25	8.88 per unit	2011/03/28	100,000,000	2010/05/24
22769	RB of Scotland N.V.	Sinopec Corp European Warrants Nov 10A	0.413	6.238 per unit	2010/11/30	100,000,000	2010/05/24
22770	RB of Scotland N.V.	Sinopec Corp European Warrants Nov 10B	0.258	6.88 per unit	2010/11/30	100,000,000	2010/05/24
10969	RB of Scotland N.V.	Gold European Put Warrants Dec 2010	0.25	1,138 per 5,000 units	2010/12/30	100,000,000	2010/05/24
22766	SGA Societe Generale Acceptance N.V.	HWL Eur Wt Nov 2010 A	0.27	56.88	2010/11/10	100,000,000	2010/05/24
22771	UBS AG	BOCL European Warrants Nov 2010 B	0.15	4.50 per unit	2010/11/15	100,000,000	2010/05/24
22774	UBS AG	HSI European Warrants Dec 2010 B	0.15	21,800 per 8,000 units	2010/12/30	200,000,000	2010/05/24
22777	UBS AG	HSI European Warrants Dec 2010 C	0.25	19,800 per 8,000 units	2010/12/30	200,000,000	2010/05/24
22775	UBS AG	HSI European Put Warrants Nov 2010 C	0.15	18,800 per 8,000 units	2010/11/29	200,000,000	2010/05/24
22776	UBS AG	HSI European Put Warrants Nov 2010 D	0.173	19,500 per 9,000 units	2010/11/29	200,000,000	2010/05/24
22773	UBS AG	SPDR Gold Trust European Warrants Nov 2010	0.25	999 per 100 units	2010/11/29	100,000,000	2010/05/24
22772	UBS AG	Zijin Mining European Warrants Jan 2011	0.15	6	2011/01/31	100,000,000	2010/05/24
22784	Deutsche Bank AG	BYD European Warrants Dec 2010	0.15	62.88 per 100 units	2010/12/28	200,000,000	2010/05/25
22785	Deutsche Bank AG	HSI European Put Warrants Nov 2010 C	0.25	18,800 per 8,000 units	2010/11/29	300,000,000	2010/05/25
22786	Deutsche Bank AG	HSI European Put Warrants Nov 2010 D	0.25	19,200 per 9,000 units	2010/11/29	300,000,000	2010/05/25
22787	Goldman Sachs SP (Asia)	HSI European Warrants Nov 2010 A	0.25	19,000 per 9,000 units	2010/11/29	200,000,000	2010/05/25
22788	Goldman Sachs SP (Asia)	HSI European Warrants Nov 2010 B	0.21	19,600 per 9,000 units	2010/11/29	200,000,000	2010/05/25
22789	Goldman Sachs SP (Asia)	HSI European Warrants Nov 2010 C	0.25	20,200 per 6,800 units	2010/11/29	200,000,000	2010/05/25
22790	Goldman Sachs SP (Asia)	HSI European Warrants Nov 2010 D	0.25	20,800 per 6,000 units	2010/11/29	200,000,000	2010/05/25
22791	Goldman Sachs SP (Asia)	HSI European Warrants Nov 2010 E	0.25	21,400 per 5,000 units	2010/11/29	200,000,000	2010/05/25
22795	Goldman Sachs SP (Asia)	HSI European Put Wts Nov 2010 F	0.24	19,000 per 8,000 units	2010/11/29	200,000,000	2010/05/25
22796	Goldman Sachs SP (Asia)	HSI European Put Wts Nov 2010 G	0.25	19,600 per 8,800 units	2010/11/29	200,000,000	2010/05/25
22797	Goldman Sachs SP (Asia)	HSI European Put Wts Nov 2010 H	0.25	20,200 per 10,000 units	2010/11/29	200,000,000	2010/05/25
22798	Goldman Sachs SP (Asia)	HSI European Put Wts Nov 2010 I	0.25	20,800 per 12,000 units	2010/11/29	200,000,000	2010/05/25
22799	Goldman Sachs SP (Asia)	HSI European Put Wts Nov 2010 J	0.25	21,400 per 13,000 units	2010/11/29	200,000,000	2010/05/25
22782	SGA Societe Generale Acceptance N.V.	Alibaba Eu Wts Dec 10	0.3	17.88	2010/12/01	150,000,000	2010/05/25
22783	SGA Societe Generale Acceptance N.V.	BOCom Eur Wt Oct 2010	0.2	10.78 per unit	2010/10/04	100,000,000	2010/05/25
20750 <sup>#</sup>	Merrill Lynch Int'l & Co. C.V.	HSI European Warrants Aug10B	0.081	21,000 per 8,000 units	2010/08/30	200,000,000	2010/05/25
17585 <sup>#</sup>	SGA Societe Generale Acceptance N.V.	Ch Mob Eu Wt Dec 10A	0.029	83.80 per 100 units	2010/12/01	400,000,000	2010/05/25
22801	Barclays Bank plc	BYD European Warrants Jan 2011	0.15	66 per 100 units	2011/01/17	200,000,000	2010/05/26
22793	Barclays Bank plc	CC Bank European Warrants Dec 2011	0.15	6.28	2011/12/05	200,000,000	2010/05/26
22794	Barclays Bank plc	China Mobile European Wts Oct 2010 D	0.24	82.18	2010/10/18	200,000,000	2010/05/26
22792	Barclays Bank plc	CNOOC European Warrants Nov 2010 B	0.15	12.28	2010/11/22	200,000,000	2010/05/26
22800	Barclays Bank plc	China Shenhua European Warrants Dec 2010	0.26	32.88	2010/12/13	150,000,000	2010/05/26
22819	Barclays Bank plc	HSI European Warrants Aug 2010 G	0.24	18,800 per 8,000 units	2010/08/30	150,000,000	2010/05/26
22817	Barclays Bank plc	HSI European Warrants Nov 2010 F	0.25	18,400 per 10,000 units	2010/11/29	150,000,000	2010/05/26

## Newly listed derivative warrants (continued)

Code	Issuer	Name of issue	Issue prices (HK\$)	Strike level/ Subscription price (HK\$) per 10 units	Subscription/ exercise period	Unit issued on initial listing	Listing date
22818	Barclays Bank plc	HSI European Warrants Nov 2010 G	0.25	19,600 per 10,000 units	2010/11/29	150,000,000	2010/05/26
22822	Barclays Bank plc	HSI European Put Warrants Nov 2010 H	0.25	18,300 per 8,000 units	2010/11/29	150,000,000	2010/05/26
22823	Barclays Bank plc	HSI European Put Warrants Nov 2010 I	0.25	18,500 per 8,500 units	2010/11/29	150,000,000	2010/05/26
22820	BOCI Asia Ltd.	PetroChina European Warrants May 2011 B	0.15	8.88	2011/05/03	100,000,000	2010/05/26
22834	Credit Suisse AG	China Tel European Warrants Nov 2010	0.25	3.628 per unit	2010/11/29	100,000,000	2010/05/26
22840	Credit Suisse AG	CM Bank European Warrants Dec 2010 A	0.25	19.08	2010/12/06	100,000,000	2010/05/26
22835	Credit Suisse AG	China Shenhua European Warrants Nov 2010	0.25	34.28	2010/11/29	100,000,000	2010/05/26
22836	Credit Suisse AG	Geely Auto European Warrants Dec 2010	0.25	3.48 per unit	2010/12/20	100,000,000	2010/05/26
22837	Credit Suisse AG	KECL European Warrants Nov 2010	0.15	9.99	2010/11/29	100,000,000	2010/05/26
22838	Credit Suisse AG	PetroChina European Warrants Apr 2011 A	0.15	8.89	2011/04/26	200,000,000	2010/05/26
22839	Credit Suisse AG	SHK Ppt European Warrants Dec 2010	0.15	100.88 per 100 units	2010/12/06	100,000,000	2010/05/26
10970	Deutsche Bank AG	EUR/USD European Warrants Dec 2010	0.25	1.35 per 1 units	2010/12/06	50,000,000	2010/05/26
10974	Deutsche Bank AG	EUR/USD European Put Warrants Dec 2010	0.25	1.11 per 1 units	2010/12/06	50,000,000	2010/05/26
22830	Goldman Sachs SP (Asia)	CC Bank European Wts Mar 2011 A	0.43	7.27 per unit	2011/03/30	200,000,000	2010/05/26
22828	Goldman Sachs SP (Asia)	CC Bank European Wts Sep 2010 C	0.55	6 per unit	2010/09/29	200,000,000	2010/05/26
22829	Goldman Sachs SP (Asia)	CC Bank European Wts Dec 2010 B	0.49	6.60 per unit	2010/12/30	200,000,000	2010/05/26
22826	Goldman Sachs SP (Asia)	A50 China European Wts Oct 2010	0.15	11.37	2010/10/12	200,000,000	2010/05/26
22827	Goldman Sachs SP (Asia)	A50 China European Wts Nov 2010 B	0.85	12.80 per unit	2010/11/29	200,000,000	2010/05/26
22832	Goldman Sachs SP (Asia)	HSBC European Warrants Jan 2011	0.54	82	2011/01/28	200,000,000	2010/05/26
22833	Goldman Sachs SP (Asia)	HSBC European Warrants Apr 2011 A	0.59	84	2011/04/28	200,000,000	2010/05/26
22831	Goldman Sachs SP (Asia)	HSBC European Warrants Dec 2010 D	0.59	79	2010/12/30	200,000,000	2010/05/26
22806	Macquarie Bank Ltd.	A50 China European Put Wts Apr 2011	0.15	11.58	2011/04/13	300,000,000	2010/05/26
22809	CC Rabobank B.A.	Datang European Warrants Dec 2010	0.45	3.30 per unit	2010/12/30	100,000,000	2010/05/26
22810	CC Rabobank B.A.	Dongfeng Motor European Warrants Mar 2011	0.25	10.8	2011/03/30	180,000,000	2010/05/26
22812	CC Rabobank B.A.	Greentown China European Wts Mar 2011	0.25	10.4	2011/03/30	180,000,000	2010/05/26
22811	CC Rabobank B.A.	GCL-Poly Energy European Warrants Jan 11	0.25	1.60 per unit	2011/01/28	120,000,000	2010/05/26
22813	CC Rabobank B.A.	Maanshan Iron European Warrants Dec 2010	0.49	4.20 per unit	2010/12/30	100,000,000	2010/05/26
22807	CC Rabobank B.A.	China Mengniu European Warrants Jan 2011	0.31	25	2011/01/28	100,000,000	2010/05/26
22815	CC Rabobank B.A.	Poly HK Inv European Warrants Apr 2011 A	0.25	7.2	2011/04/28	250,000,000	2010/05/26
22814	CC Rabobank B.A.	Parkson Group European Warrants Jan 2011	0.25	12.8	2011/01/28	150,000,000	2010/05/26
22808	CC Rabobank B.A.	Yurun Food European Warrants Jan 2011	0.29	25	2011/01/28	100,000,000	2010/05/26
22816	CC Rabobank B.A.	Yuexiu Property European Warrants Jan 11	0.3	1.85 per unit	2011/01/28	100,000,000	2010/05/26
22804	RB of Scotland N.V.	HSBC European Warrants Jun 2011 A	0.15	69.444 per 93 units	2011/06/02	200,000,000	2010/05/26
22805	RB of Scotland N.V.	HSBC European Warrants Sep 2011	0.15	73.037 per 93 units	2011/09/26	200,000,000	2010/05/26
22802	RB of Scotland N.V.	HSI European Put Warrants Nov 2010 A	0.253	18,800 per 8,000 units	2010/11/29	400,000,000	2010/05/26
22803	RB of Scotland N.V.	HSI European Put Warrants Nov 2010 B	0.251	19,200 per 9,000 units	2010/11/29	400,000,000	2010/05/26
22821	UBS AG	Alibaba European Warrants Nov 2010	0.25	16.88	2010/11/29	100,000,000	2010/05/26
22825	UBS AG	HSI European Put Warrants Dec 2010 D	0.15	17,000 per 8,200 units	2010/12/30	200,000,000	2010/05/26
22824	UBS AG	HSI European Warrants Nov 2010 E	0.25	19,300 per 8,000 units	2010/11/29	200,000,000	2010/05/26
18325 <sup>#</sup>	Merrill Lynch Int'l & Co. C.V.	HSBC Euro Wts Oct 2010	0.031	83.593 per 93 units	2010/10/25	600,000,000	2010/05/26
22841	BOCI Asia Ltd.	BYD European Warrants Dec 2010	0.15	62.88 per 100 units	2010/12/30	100,000,000	2010/05/27
22842	BOCI Asia Ltd.	China Tel European Warrants Jun 2011	0.5	4.28 per unit	2011/06/30	100,000,000	2010/05/27
22865	BNP Paribas Arbit Issu B.V.	CC Bank Euro Wts Jan 2011 A	0.25	7.38 per unit	2011/01/03	200,000,000	2010/05/27



## Newly listed derivative warrants (continued)

Code	Issuer	Name of issue	Issue prices (HK\$)	Strike level/ Subscription price (HK\$) per 10 units	Subscription/ exercise period	Unit issued on initial listing	Listing date
22866	BNP Paribas Arbit Issu B.V.	ICBC European Wts Jan 2011	0.28	6.49 per unit	2011/01/03	200,000,000	2010/05/27
22856	Deutsche Bank AG	HSI European Put Warrants Aug 2010 K	0.15	19,200 per 7,000 units	2010/08/30	300,000,000	2010/05/27
22843	HK Bank	Alibaba European Warrants Dec 2010	0.25	17.88	2010/12/23	100,000,000	2010/05/27
22844	HK Bank	CITIC Bank European Warrants Nov 2010	0.25	5.50 per unit	2010/11/29	80,000,000	2010/05/27
22845	HK Bank	CPIC European Warrants Feb 2011	0.25	38	2011/02/23	120,000,000	2010/05/27
22846	HK Bank	China Shenhua European Warrants Nov 2010 B	0.25	34.88	2010/11/29	150,000,000	2010/05/27
22847	HK Bank	ZTE European Warrants Nov 2010	0.25	31.88	2010/11/29	100,000,000	2010/05/27
22864	KBC Fin Products Int'l Ltd.	Henderson Land Eu Put Wt Dec10	0.33	40	2010/12/10	50,000,000	2010/05/27
22850	Macquarie Bank Ltd.	Agile Ppt European Warrants Dec 2010	0.151	8.88	2010/12/30	150,000,000	2010/05/27
22851	Macquarie Bank Ltd.	CITIC Pacific European Warrants Feb 11	0.251	14.8	2011/02/02	200,000,000	2010/05/27
22853	Macquarie Bank Ltd.	China Railway European Wts Dec 2010	0.259	5.80 per unit	2010/12/02	200,000,000	2010/05/27
22852	Macquarie Bank Ltd.	CRCC European Warrants Dec 2010	0.328	11.86 per unit	2010/12/08	100,000,000	2010/05/27
22854	Macquarie Bank Ltd.	Henderson Land Dev Euro Wts Dec 2010	0.25	53	2010/12/30	100,000,000	2010/05/27
22855	Macquarie Bank Ltd.	Sino Land European Warrants Nov 2010	0.25	15.5	2010/11/30	150,000,000	2010/05/27
22848	SGA Societe Generale Acceptance N.V.	BYD Euro Wts Nov 2010	0.16	54 per 100 units	2010/11/29	200,000,000	2010/05/27
22849	SGA Societe Generale Acceptance N.V.	BYD Euro Wts May 2011	0.18	60.88 per 100 units	2011/05/23	200,000,000	2010/05/27
22860	SGA Societe Generale Acceptance N.V.	CITBK Euro Wt Nov 10	0.35	5.68 per unit	2010/11/29	120,000,000	2010/05/27
22862	SGA Societe Generale Acceptance N.V.	HSI Eur Wt Nov 2010 C	0.25	20,900 per 8,000 units	2010/11/29	300,000,000	2010/05/27
22863	SGA Societe Generale Acceptance N.V.	HSI Eur Wt Nov 2010 D	0.25	22,000 per 7,000 units	2010/11/29	300,000,000	2010/05/27
22861	SGA Societe Generale Acceptance N.V.	HWL Eur Wt Nov 2010 B	0.22	56.88	2010/11/15	100,000,000	2010/05/27
22857	UBS AG	Dongfeng Motor European Warrants Mar 2011	0.25	9.88	2011/03/28	100,000,000	2010/05/27
22858	UBS AG	Geely Auto European Warrants Nov 2010	0.25	3.28 per unit	2010/11/29	100,000,000	2010/05/27
22859	UBS AG	Sinopharm European Warrants Dec 2010 B	0.25	34.88	2010/12/28	100,000,000	2010/05/27
22877	BNP Paribas Arbit Issu B.V.	CHALCO European Wts May 2012	0.25	6.18	2012/05/07	80,000,000	2010/05/28
22879	BNP Paribas Arbit Issu B.V.	China Overseas Euro Wts Jun 11	0.25	16.88	2011/06/07	100,000,000	2010/05/28
22878	BNP Paribas Arbit Issu B.V.	China Coal Euro Wts Mar 2011	0.25	10.38	2011/03/07	80,000,000	2010/05/28
22880	BNP Paribas Arbit Issu B.V.	HKEx European Wts Jul 2011 B	0.25	118 per 100 units	2011/07/04	200,000,000	2010/05/28
22881	BNP Paribas Arbit Issu B.V.	Tencent Holdings Eu Wts Mar 11	0.25	160.88 per 100 units	2011/03/07	100,000,000	2010/05/28
22874	Deutsche Bank AG	China Life European Warrants Sep 2010	0.16	38	2010/09/28	300,000,000	2010/05/28
22875	Deutsche Bank AG	China Life European Warrants Oct 2010 B	0.21	36	2010/10/11	300,000,000	2010/05/28
22876	Deutsche Bank AG	HSI European Put Warrants Aug 2010 L	0.15	18,800 per 9,000 units	2010/08/30	300,000,000	2010/05/28
22886	Goldman Sachs SP (Asia)	BOCL European Warrants Mar 2011 A	0.25	4.60 per unit	2011/03/30	200,000,000	2010/05/28
22883	Goldman Sachs SP (Asia)	BOCL European Warrants Oct 2010 A	0.28	3.99 per unit	2010/10/25	200,000,000	2010/05/28
22884	Goldman Sachs SP (Asia)	BOCL European Warrants Oct 2010 B	0.15	4.50 per unit	2010/10/27	200,000,000	2010/05/28
22885	Goldman Sachs SP (Asia)	BOCL European Warrants Nov 2010 B	0.19	4.38 per unit	2010/11/29	200,000,000	2010/05/28
22882	Goldman Sachs SP (Asia)	HSI European Put Wts Nov 2010 K	0.25	18,400 per 7,000 units	2010/11/29	200,000,000	2010/05/28
22872	Goldman Sachs SP (Asia)	Tencent Holdings European Wt Oct10	0.21	138.88 per 100 units	2010/10/28	200,000,000	2010/05/28
22873	Goldman Sachs SP (Asia)	Tencent Holdings European Wt Nov10	0.16	153.88 per 100 units	2010/11/29	200,000,000	2010/05/28
22869	HK Bank	HSI European Put Warrants Nov 2010 A	0.25	19,500 per 10,000 units	2010/11/29	150,000,000	2010/05/28
22870	HK Bank	HSI European Put Warrants Nov 2010 B	0.25	18,500 per 9,000 units	2010/11/29	150,000,000	2010/05/28
22868	Macquarie Bank Ltd.	CM Bank European Put Warrants Feb 2011	0.251	16	2011/02/02	150,000,000	2010/05/28
22867	Macquarie Bank Ltd.	Evergrande European Warrants Dec 2010	0.254	2.88 per unit	2010/12/30	88,000,000	2010/05/28
22871	UBS AG	Ch LongYuan European Warrants Dec 2010	0.15	7.29	2010/12/13	100,000,000	2010/05/28

## Newly listed derivative warrants (continued)

Code	Issuer	Name of issue	Issue prices (HK\$)	Strike level/ Subscription price (HK\$) per 10 units	Subscription/ exercise period	Unit issued on initial listing	Listing date
18033 <sup>#</sup>	Merrill Lynch Int'l & Co. C.V.	HSBC Euro Wts Sep 2010	0.037	78.64 per 93 units	2010/09/17	300,000,000	2010/05/28
22887	BOCI Asia Ltd.	Ch Comm Cons European Warrants Dec 2010	0.5	8 per unit	2010/12/03	100,000,000	2010/05/31
22888	BOCI Asia Ltd.	CPIC European Warrants Mar 2011	0.5	32.8	2011/03/30	100,000,000	2010/05/31
22889	BOCI Asia Ltd.	A50 China European Put Warrants May 2011	0.25	11.88	2011/05/30	100,000,000	2010/05/31
22892	Deutsche Bank AG	China Mobile European Warrants Dec 2011	0.25	73 per 100 units	2011/12/19	300,000,000	2010/05/31
22895	Deutsche Bank AG	Tencent Holdings European Warrants Nov10A	0.15	153.88 per 100 units	2010/11/08	300,000,000	2010/05/31
22893	Macquarie Bank Ltd.	PetroChina European Wts Sep 2010	0.155	9.99 per unit	2010/09/13	100,000,000	2010/05/31
22894	Macquarie Bank Ltd.	PetroChina European Wts Dec 2010	0.508	9 per unit	2010/12/01	100,000,000	2010/05/31
22890	SGA Societe Generale Acceptance N.V	Chi COSCO Euro Wt Aug 11	0.25	8.5	2011/08/29	200,000,000	2010/05/31
22891	SGA Societe Generale Acceptance N.V	Chi COSCO Euro Wt Oct 11	0.25	9	2011/10/24	200,000,000	2010/05/31
19457 <sup>#</sup>	Citigroup Global Mkt H Inc.	BYD European Warrants Nov 2010	0.054	68.88 per 100 units	2010/11/22	200,000,000	2010/05/31
20222 <sup>#</sup>	CC Rabobank B.A.	CC Bank European Warrants Sep 2010 A	0.044	8 per unit	2010/09/29	250,000,000	2010/05/31
22914	BNP Paribas Arbit Issu B.V.	HSI Euro Put Wts Dec 2010 A	0.25	18,400 per 9,000 units	2010/12/30	200,000,000	2010/06/01
22915	BNP Paribas Arbit Issu B.V.	HSI Euro Put Wts Dec 2010 B	0.25	18,800 per 10,000 units	2010/12/30	200,000,000	2010/06/01
22908	Credit Suisse AG	HSBC European Wts Dec 2010 A	0.15	62.95 per 93 units	2010/12/28	200,000,000	2010/06/01
22907	Credit Suisse AG	HSI European Warrants Dec 2010 A	0.25	18,400 per 8,500 units	2010/12/30	255,000,000	2010/06/01
22909	Credit Suisse AG	HSI European Put Warrants Dec 2010 B	0.25	18,300 per 8,000 units	2010/12/30	200,000,000	2010/06/01
22910	Deutsche Bank AG	China Life European Warrants Dec 2010 A	0.31	34	2010/12/06	300,000,000	2010/06/01
22911	Deutsche Bank AG	HSI European Put Warrants Dec 2010 A	0.25	17,200 per 8,000 units	2010/12/30	300,000,000	2010/06/01
22912	Deutsche Bank AG	HSI European Put Warrants Dec 2010 B	0.25	18,000 per 9,000 units	2010/12/30	300,000,000	2010/06/01
22913	Goldman Sachs SP (Asia)	HSI European Put Wts Dec 2010 A	0.18	17,800 per 9,000 units	2010/12/30	200,000,000	2010/06/01
22900	HK Bank	A50 China European Warrants Oct 2010	0.15	11.4	2010/10/05	120,000,000	2010/06/01
22897	J P Morgan Int'l Der. Ltd.	CC Bank European Wts Dec 2010 A	0.447	6.60 per unit	2010/12/01	100,000,000	2010/06/01
22896	J P Morgan SP BV	CITIC Bank European Warrants Dec 2010 A	0.402	4.88 per unit	2010/12/01	100,000,000	2010/06/01
22898	J P Morgan SP BV	Chi Res Land European Warrants Dec 2010 A	0.25	16	2010/12/01	100,000,000	2010/06/01
22899	J P Morgan SP BV	Tencent European Warrants Dec 2010	0.25	148.88 per 100 units	2010/12/01	200,000,000	2010/06/01
22917	KBC Fin Products Int'l Ltd.	China Life Euro Wts Dec 2010 A	0.25	36.68	2010/12/01	200,000,000	2010/06/01
22916	KBC Fin Products Int'l Ltd.	HSBC European Wts Dec 2010 C	0.15	61.10 per 93 units	2010/12/22	258,000,000	2010/06/01
22920	KBC Fin Products Int'l Ltd.	HSBC Euro Put Wts Dec 2010 E	0.25	56	2010/12/01	108,000,000	2010/06/01
22918	KBC Fin Products Int'l Ltd.	ICBC Euro Put Wts Sep 2010	0.26	5 per unit	2010/09/15	100,000,000	2010/06/01
22919	KBC Fin Products Int'l Ltd.	SHK Ppt Euro Put Wts Jun 2011A	0.25	102.88 per 100 units	2011/06/01	80,000,000	2010/06/01
22901	Macquarie Bank Ltd.	China Overseas European Wts Mar 2011	0.25	18.88	2011/03/07	150,000,000	2010/06/01
22902	Macquarie Bank Ltd.	HSBC European Warrants May 2011	0.15	66 per 100 units	2011/05/30	200,000,000	2010/06/01
22903	Macquarie Bank Ltd.	HSBC European Warrants Dec 2010 H	0.481	80	2010/12/02	200,000,000	2010/06/01
22904	Macquarie Bank Ltd.	Hutchison European Warrants Dec 2010 B	0.253	55	2010/12/01	150,000,000	2010/06/01
22905	Macquarie Bank Ltd.	Lenovo European Warrants Dec 2010	0.416	6 per unit	2010/12/01	88,000,000	2010/06/01
22906	Macquarie Bank Ltd.	Tingyi European Warrants Mar 2011	0.25	20	2011/03/04	150,000,000	2010/06/01
22921	Citigroup Global Mkt H Inc.	CNBM European Warrants Dec 10	0.15	13.68	2010/12/28	120,000,000	2010/06/02
22922	Citigroup Global Mkt H Inc.	CPIC European Warrants Dec 10	0.25	33.33	2010/12/02	120,000,000	2010/06/02
22923	Citigroup Global Mkt H Inc.	Lenovo European Warrants Jan11	0.25	6 per unit	2011/01/24	80,000,000	2010/06/02
22928	HK Bank	China EB Ltd European Warrants Dec 2010	0.25	18.58	2010/12/02	120,000,000	2010/06/02
22929	HK Bank	Geely Auto European Warrants Dec 2010 B	0.25	3 per unit	2010/12/02	100,000,000	2010/06/02
22931	HK Bank	Sinopharm European Warrants Dec 2010	0.25	30.88	2010/12/02	120,000,000	2010/06/02

## Newly listed derivative warrants (continued)

Code	Issuer	Name of issue	Issue prices (HK\$)	Strike level/ Subscription price (HK\$) per 10 units	Subscription/ exercise period	Unit issued on initial listing	Listing date
22930	HK Bank	Tencent European Warrants Nov 2010	0.15	153.98 per 100 units	2010/11/26	160,000,000	2010/06/02
22932	J P Morgan SP BV	R&F Ppt European Warrants Feb 2011	0.25	8.88	2011/02/28	80,000,000	2010/06/02
22933	J P Morgan SP BV	HSBC European Warrants Sep 2011 B	0.15	68.88 per 100 units	2011/09/22	300,000,000	2010/06/02
22942	Macquarie Bank Ltd.	Tencent European Warrants Dec 2010 B	0.251	145 per 100 units	2010/12/02	250,000,000	2010/06/02
22937	CC Rabobank B.A.	Anta Sports European Warrants Jan 2011	0.28	14	2011/01/28	120,000,000	2010/06/02
22938	CC Rabobank B.A.	China Agri European Warrants Feb 2011	0.25	9.4	2011/02/25	180,000,000	2010/06/02
22939	CC Rabobank B.A.	China Oilfield European Warrants Feb 2011	0.25	9.8	2011/02/25	180,000,000	2010/06/02
22940	CC Rabobank B.A.	Golden Eagle European Warrants Jan 2011	0.3	16	2011/01/28	120,000,000	2010/06/02
22941	CC Rabobank B.A.	Lee & Man Paper European Warrants Apr 11	0.25	6.4	2011/04/28	300,000,000	2010/06/02
22924	SGA Societe Generale Acceptance N.V.	HSI Eur Wt Nov 2010 E	0.23	19,600 per 9,000 units	2010/11/29	300,000,000	2010/06/02
22925	SGA Societe Generale Acceptance N.V.	HSI Eur Wt Nov 2010 F	0.23	20,200 per 8,000 units	2010/11/29	300,000,000	2010/06/02
22926	SGA Societe Generale Acceptance N.V.	HSI Eu Put Wt Dec 10C	0.25	17,000 per 8,000 units	2010/12/30	300,000,000	2010/06/02
22927	SGA Societe Generale Acceptance N.V.	HSI Eu Put Wt Dec 10D	0.25	17,500 per 8,500 units	2010/12/30	300,000,000	2010/06/02
22935	UBS AG	HSI European Warrants Nov 2010 F	0.2	18,400 per 10,000 units	2010/11/29	200,000,000	2010/06/02
22936	UBS AG	HSI European Put Warrants Dec 2010 E	0.18	18,000 per 8,500 units	2010/12/30	200,000,000	2010/06/02
22934	UBS AG	Hutchison European Warrants Dec 2010 B	0.15	59.88	2010/12/23	100,000,000	2010/06/02
17277*	CC Rabobank B.A.	HSBC European Warrants Jun 2011	0.118	66 per 100 units	2011/06/01	200,000,000	2010/06/02
22958	BOCI Asia Ltd.	HSI European Put Warrants Dec 2010	0.25	18,400 per 8,000 units	2010/12/30	100,000,000	2010/06/03
22954	BOCI Asia Ltd.	HSI European Warrants Dec 2010 C	0.25	19,800 per 8,000 units	2010/12/30	100,000,000	2010/06/03
22957	Deutsche Bank AG	BOCL European Warrants Oct 2010 B	0.47	3.68 per unit	2010/10/25	200,000,000	2010/06/03
22959	Deutsche Bank AG	CC Bank European Warrants Nov 2010 B	0.35	7 per unit	2010/11/29	200,000,000	2010/06/03
22960	Deutsche Bank AG	HSBC European Warrants Dec 2010 B	0.15	63 per 93 units	2010/12/20	300,000,000	2010/06/03
22953	HK Bank	Dongfeng Motor European Warrants Mar 2011	0.15	10.82	2011/03/23	120,000,000	2010/06/03
22955	J P Morgan SP BV	PetroChina European Warrants Jun 2011	0.15	7.89	2011/06/15	300,000,000	2010/06/03
22956	J P Morgan SP BV	Stanchart European Warrants Dec 2010	0.25	188.88 per 100 units	2010/12/06	200,000,000	2010/06/03
22949	Nomura Int'l plc	CC Bank European Warrants Dec 2010 B	0.41	6.38 per unit	2010/12/31	100,000,000	2010/06/03
22950	Nomura Int'l plc	CC Bank European Warrants Dec 2010 C	0.28	6.88 per unit	2010/12/31	100,000,000	2010/06/03
22951	Nomura Int'l plc	China Life European Warrants Dec 2010 A	0.29	35.88	2010/12/31	100,000,000	2010/06/03
22952	Nomura Int'l plc	China Life European Warrants Dec 2010 B	0.25	39.88	2010/12/31	100,000,000	2010/06/03
22947	Nomura Int'l plc	CNOOC European Warrants Nov 2010 B	0.15	12.298	2010/11/15	100,000,000	2010/06/03
22948	Nomura Int'l plc	CNOOC European Warrants Jun 2011 A	0.165	13.188	2011/06/30	100,000,000	2010/06/03
22943	Nomura Int'l plc	HSBC European Warrants Sep 2011	0.15	68.888 per 100 units	2011/09/30	100,000,000	2010/06/03
22944	Nomura Int'l plc	Hutchison European Warrants Dec 2010 B	0.25	53.88	2010/12/31	100,000,000	2010/06/03
22946	Nomura Int'l plc	PetroChina European Warrants Jun 2011	0.15	7.888	2011/06/15	100,000,000	2010/06/03
22945	Nomura Int'l plc	Tencent Holdings European Warrants Dec10B	0.25	168 per 100 units	2010/12/31	100,000,000	2010/06/03
22962	BOCI Asia Ltd.	A50 China European Warrants Oct 2010	0.15	11.38	2010/10/12	100,000,000	2010/06/04
22970	Credit Suisse AG	China Mobile European Warrants Oct 2010 B	0.15	83	2010/10/18	200,000,000	2010/06/04
22972	Credit Suisse AG	A50 China European Put Warrants Feb 2011	0.15	11.9	2011/02/21	300,000,000	2010/06/04
22971	Credit Suisse AG	HSBC European Wts Dec 2011	0.15	77.70 per 93 units	2011/12/12	300,000,000	2010/06/04
22969	Credit Suisse AG	Tencent Holdings European Wts Sep 2010 B	0.15	158 per 100 units	2010/09/06	200,000,000	2010/06/04
22961	Citigroup Global Mkt H Inc.	CITIC Pacific Eu Wt Jan 2011 B	0.25	14.88	2011/01/31	120,000,000	2010/06/04
22965	Macquarie Bank Ltd.	Bank of EA European Warrants Dec 2010	0.25	30	2010/12/30	150,000,000	2010/06/04
22966	Macquarie Bank Ltd.	Yurun Food European Warrants Dec 2010	0.25	24.5	2010/12/30	100,000,000	2010/06/04

## Newly listed derivative warrants (continued)

Code	Issuer	Name of issue	Issue prices (HK\$)	Strike level/ Subscription price (HK\$) per 10 units	Subscription/ exercise period	Unit issued on initial listing	Listing date
22967	Macquarie Bank Ltd.	Yanzhou Coal European Wts Dec 2010 B	0.28	17.5	2010/12/30	150,000,000	2010/06/04
22963	SGA Societe Generale Acceptance N.V.	Ch Mob Eu Wt Oct 10C	0.26	82.18	2010/10/18	100,000,000	2010/06/04
22968	SGA Societe Generale Acceptance N.V.	HSBC Eu Wt May 2011 A	0.15	69.45 per 93 units	2011/05/30	300,000,000	2010/06/04
22964	SGA Societe Generale Acceptance N.V.	Tencent Eu Wt Feb 11A	0.25	168.70 per 100 units	2011/02/21	120,000,000	2010/06/04
22477 <sup>#</sup>	UBS AG	A50 China European Warrants Nov 2010 B	0.082	12.7	2010/11/22	200,000,000	2010/06/04
22982	Deutsche Bank AG	China Telecom European Wts Dec 2010	0.38	4 per unit	2010/12/28	100,000,000	2010/06/07
22984	Deutsche Bank AG	China Life European Put Wts Dec 2010	0.25	30	2010/12/28	300,000,000	2010/06/07
22981	Deutsche Bank AG	HSI European Warrants Dec 2010 C	0.25	19,800 per 8,000 units	2010/12/30	300,000,000	2010/06/07
22980	Deutsche Bank AG	HSI European Warrants Nov 2010 F	0.19	20,200 per 8,000 units	2010/11/29	300,000,000	2010/06/07
22983	Deutsche Bank AG	Hutchison European Warrants Dec 2010	0.28	54	2010/12/28	150,000,000	2010/06/07
22973	Macquarie Bank Ltd.	Cheung Kong European Warrants Jan 2011	0.353	100	2011/01/04	200,000,000	2010/06/07
22974	Macquarie Bank Ltd.	Renhe Comm European Warrants Dec 2010	0.25	2 per unit	2010/12/13	88,000,000	2010/06/07
22979	SGA Societe Generale Acceptance N.V.	HSI Eur Wt Jan 2011 A	0.25	20,500 per 9,000 units	2011/01/28	300,000,000	2010/06/07
22977	SGA Societe Generale Acceptance N.V.	HSI Eur Wt Dec 2010 E	0.25	21,800 per 8,000 units	2010/12/30	300,000,000	2010/06/07
22978	SGA Societe Generale Acceptance N.V.	HSI Eur Wt Dec 2010 F	0.25	22,500 per 7,500 units	2010/12/30	300,000,000	2010/06/07
22975	UBS AG	China Mobile European Put Warrants Nov 2010	0.435	67.6	2010/11/29	100,000,000	2010/06/07
22976	UBS AG	HSBC European Put Warrants Nov 2010	0.415	62.88	2010/11/22	100,000,000	2010/06/07
22535 <sup>#</sup>	Credit Suisse AG	A50 China European Warrants Oct 2010	0.119	11.39	2010/10/04	300,000,000	2010/06/07
22990	Credit Suisse AG	HSI European Put Warrants Nov 2010 A	0.15	19,000 per 8,000 units	2010/11/29	240,000,000	2010/06/08
22987	Credit Suisse AG	Ping An European Warrants Sep 2010	0.15	69.98	2010/09/27	200,000,000	2010/06/08
22988	Credit Suisse AG	Tencent Holdings European Wts Oct 2010 B	0.15	160.80 per 100 units	2010/10/11	200,000,000	2010/06/08
22989	Credit Suisse AG	Tencent Holdings European Wts Nov 2010 A	0.15	153.80 per 100 units	2010/11/08	200,000,000	2010/06/08
10971	Deutsche Bank AG	USD/YEN European Warrants Dec 2010	0.25	96 per 1 units	2010/12/13	50,000,000	2010/06/08
10975	Deutsche Bank AG	USD/YEN European Put Warrants Dec 2010	0.25	84 per 1 units	2010/12/13	50,000,000	2010/06/08
22985	Macquarie Bank Ltd.	GCL-Poly Energy European Warrants Dec10	0.251	1.88 per unit	2010/12/28	80,000,000	2010/06/08
22991	UBS AG	HSI European Warrants Dec 2010 F	0.25	21,200 per 8,000 units	2010/12/30	200,000,000	2010/06/08
22986	UBS AG	Tencent Holdings European Warrants Dec 2010 A	0.25	145.88 per 100 units	2010/12/13	200,000,000	2010/06/08
22634 <sup>#</sup>	Credit Suisse AG	HSI European Put Warrants Aug 2010 I	0.124	19,400 per 9,000 units	2010/08/30	180,000,000	2010/06/08
22748 <sup>#</sup>	KBC Fin Products Int'l Ltd.	A50 Ch Euro Wts Oct 2010 C	0.121	11.39	2010/10/05	300,000,000	2010/06/08
23009	Credit Suisse AG	A50 China European Warrants Jan 2011 B	0.25	10.88	2011/01/24	300,000,000	2010/06/09
23010	Credit Suisse AG	A50 China European Warrants Feb 2011	0.25	11.02	2011/02/14	300,000,000	2010/06/09
22992	Citigroup Global Mkt H Inc.	Poly HK Inv Euro Wts Jul 2011	0.25	8	2011/07/25	80,000,000	2010/06/09
22993	HK Bank	Geely Auto European Warrants Dec 2010 C	0.25	3.50 per unit	2010/12/09	120,000,000	2010/06/09
23000	J P Morgan SP BV	Ch Railway Cons European Warrants Jun11A	0.25	8.88	2011/06/27	200,000,000	2010/06/09
23005	CC Rabobank B.A.	Anhui Conch European Warrants Dec 2010	0.49	29	2010/12/30	100,000,000	2010/06/09
23004	CC Rabobank B.A.	CHALCO European Warrants Jun 2011	0.19	7.38	2011/06/22	250,000,000	2010/06/09
23006	CC Rabobank B.A.	Foxconn European Warrants Jul 2011	0.25	6.8	2011/07/28	300,000,000	2010/06/09
23008	RB of Scotland N.V.	CC Bank European Warrants Oct 2010	0.16	7.38 per unit	2010/10/11	250,000,000	2010/06/09
23007	RB of Scotland N.V.	CC Bank European Warrants Sep 2010 B	0.217	6.88 per unit	2010/09/20	250,000,000	2010/06/09
22994	SGA Societe Generale Acceptance N.V.	CCB Eur Wt Oct 2010 B	0.43	6.38 per unit	2010/10/27	80,000,000	2010/06/09
22995	SGA Societe Generale Acceptance N.V.	HSBC Eu Wt Dec 2010 C	0.26	88.88	2010/12/15	100,000,000	2010/06/09
22996	SGA Societe Generale Acceptance N.V.	Petch Eu Wt Jun 2011	0.15	7.88	2011/06/20	300,000,000	2010/06/09
23001	UBS AG	CC Bank European Warrants Dec 2010 B	0.25	6.78 per unit	2010/12/20	100,000,000	2010/06/09

## Newly listed derivative warrants (continued)

Code	Issuer	Name of issue	Issue prices (HK\$)	Strike level/ Subscription price (HK\$) per 10 units	Subscription/ exercise period	Unit issued on initial listing	Listing date
22997	UBS AG	China Life European Warrants Dec 2010 C	0.25	38.88	2010/12/13	200,000,000	2010/06/09
22999	UBS AG	Sinopec Corp European Warrants Dec 2010 B	0.25	6.98 per unit	2010/12/13	100,000,000	2010/06/09
23003	UBS AG	China Shenhua European Warrants Dec 2010 B	0.25	35.88	2010/12/20	100,000,000	2010/06/09
22998	UBS AG	A50 China European Put Warrants Apr 2011	0.15	11.58	2011/04/11	100,000,000	2010/06/09
23002	UBS AG	Jiangxi Copper European Warrants Dec 2010	0.15	16.88	2010/12/28	100,000,000	2010/06/09
23018	Credit Suisse AG	HSI European Put Warrants Sep 2010	0.15	20,500 per 9,000 units	2010/09/29	315,000,000	2010/06/10
23011	Citigroup Global Mkt H Inc.	Bank of EA European Wts Dec10	0.25	31.88	2010/12/30	100,000,000	2010/06/10
23012	Citigroup Global Mkt H Inc.	COSCO Pacific Euro Wts Jul 11	0.25	11.99	2011/07/25	120,000,000	2010/06/10
23013	Citigroup Global Mkt H Inc.	Dongfeng European Wts Mar 2011	0.15	9.88	2011/03/28	120,000,000	2010/06/10
10972	Deutsche Bank AG	Nikkei 225 Index European Wts Dec 2010	0.26	10,000 per 350 units	2010/12/10	100,000,000	2010/06/10
10976	Deutsche Bank AG	Nikkei 225 Index Euro Put Wts Dec 2010	0.25	9,500 per 350 units	2010/12/10	100,000,000	2010/06/10
23014	Deutsche Bank AG	Tencent Holdings European Put Wts Dec 10	0.25	150 per 100 units	2010/12/28	100,000,000	2010/06/10
23015	CC Rabobank B.A.	Sinopharm European Warrants Dec 2010	0.32	34	2010/12/30	100,000,000	2010/06/10
23016	CC Rabobank B.A.	Skyworth Digital European Warrants Jun 11	0.25	7.4	2011/06/29	250,000,000	2010/06/10
23022	CC Rabobank B.A.	Sino Ocean Land European Warrants May 12	0.25	6.5	2012/05/30	300,000,000	2010/06/10
23017	RB of Scotland N.V.	Jiangxi Copper European Wts Dec 2010	0.25	16.88	2010/12/31	250,000,000	2010/06/10
23019	UBS AG	BankComm European Warrants Jan 2012	0.16	7.8	2012/01/30	200,000,000	2010/06/10
23020	UBS AG	BYD European Warrants May 2011 A	0.15	70 per 100 units	2011/05/30	100,000,000	2010/06/10
23021	UBS AG	A50 China European Warrants Jun 2011 A	0.25	11.88	2011/06/13	100,000,000	2010/06/10
22535 <sup>#</sup>	Credit Suisse AG	A50 China European Warrants Oct 2010	0.106	11.39	2010/10/04	500,000,000	2010/06/10
23024	Barclays Bank plc	CC Bank European Warrants Dec 2010	0.34	6.88 per unit	2010/12/20	100,000,000	2010/06/11
23026	Barclays Bank plc	Ch LongYuan European Warrants Dec 2010 B	0.15	8.08	2010/12/28	150,000,000	2010/06/11
23027	Barclays Bank plc	HKEx European Warrants Jul 2011	0.15	133.88 per 100 units	2011/07/18	150,000,000	2010/06/11
23028	Barclays Bank plc	HSBC European Warrants Sep 2011	0.15	68.88 per 100 units	2011/09/26	150,000,000	2010/06/11
23025	Barclays Bank plc	Tencent Holdings European Warrants Dec10A	0.15	168 per 100 units	2010/12/28	150,000,000	2010/06/11
23029	CC Rabobank B.A.	Ch Mobile European Warrants Oct 2010 B	0.3	80	2010/10/18	150,000,000	2010/06/11
23030	CC Rabobank B.A.	CPIC European Warrants Dec 2010	0.45	32.8	2010/12/30	100,000,000	2010/06/11
23031	CC Rabobank B.A.	CPIC European Warrants Jan 2011	0.4	34.8	2011/01/28	150,000,000	2010/06/11
23032	CC Rabobank B.A.	Ch Ship Cont European Warrants Dec 2010	0.53	3.03 per unit	2010/12/30	100,000,000	2010/06/11
23033	CC Rabobank B.A.	Tsingtao Brew European Warrants Dec 2010	0.7	45	2010/12/30	100,000,000	2010/06/11
23023	SGA Societe Generale Acceptance N.V.	Ch Mob Eu Wt Dec 2011	0.15	73 per 100 units	2011/12/12	800,000,000	2010/06/11
23037	HK Bank	BYD European Warrants May 2011	0.15	70 per 100 units	2011/05/31	120,000,000	2010/06/14
23038	Macquarie Bank Ltd.	China Shenhua European Wts Jan 2011	0.291	33	2011/01/04	200,000,000	2010/06/14
23039	Macquarie Bank Ltd.	HKEx European Warrants Jul 2011 A	0.17	118 per 100 units	2011/07/05	200,000,000	2010/06/14
23040	Macquarie Bank Ltd.	Sinopharm European Warrants Dec 2010	0.252	33.88	2010/12/14	200,000,000	2010/06/14
23043	CC Rabobank B.A.	BOCL European Warrants Dec 2010	0.53	3.80 per unit	2010/12/30	150,000,000	2010/06/14
23044	CC Rabobank B.A.	CC Bank European Warrants Dec 2010 A	0.67	6.20 per unit	2010/12/30	150,000,000	2010/06/14
23045	CC Rabobank B.A.	CC Bank European Warrants Nov 2012	0.15	6	2012/11/05	200,000,000	2010/06/14
23046	CC Rabobank B.A.	CM Bank European Warrants Dec 2010 B	0.25	18.4	2010/12/30	100,000,000	2010/06/14
23047	CC Rabobank B.A.	Sinopec Corp European Warrants Dec 2010 B	0.58	6.20 per unit	2010/12/30	150,000,000	2010/06/14
23042	CC Rabobank B.A.	A50 China European Warrants Apr 2012	0.25	11.6	2012/04/27	200,000,000	2010/06/14
23049	CC Rabobank B.A.	HSBC European Warrants Sep 2010 C	0.57	75	2010/09/30	100,000,000	2010/06/14
23048	CC Rabobank B.A.	Hutchison European Warrants Dec 2010	0.4	50	2010/12/30	100,000,000	2010/06/14

## Newly listed derivative warrants (continued)

Code	Issuer	Name of issue	Issue prices (HK\$)	Strike level/ Subscription price (HK\$) per 10 units	Subscription/ exercise period	Unit issued on initial listing	Listing date
23051	CC Rabobank B.A.	ICBC European Warrants Dec 2012	0.15	5.1	2012/12/17	200,000,000	2010/06/14
23050	CC Rabobank B.A.	ICBC European Warrants Dec 2010 C	0.68	5.80 per unit	2010/12/30	150,000,000	2010/06/14
23052	CC Rabobank B.A.	PetroChina European Warrants Jun 2011	0.15	7.88	2011/06/22	200,000,000	2010/06/14
23034	RB of Scotland N.V.	China Life European Wts Nov 2010 C	0.194	38.85	2010/11/17	250,000,000	2010/06/14
23035	RB of Scotland N.V.	ICBC European Warrants Dec 2010 B	0.415	6.388 per unit	2010/12/31	250,000,000	2010/06/14
23036	RB of Scotland N.V.	Tencent Holdings European Wts Dec 2010	0.15	168.08 per 100 units	2010/12/31	250,000,000	2010/06/14
23041	UBS AG	HSI European Warrants Dec 2010 G	0.15	22,500 per 7,500 units	2010/12/30	200,000,000	2010/06/14
22344*	Credit Suisse AG	A50 China European Put Warrants Jan 2011	0.162	12.26	2011/01/24	400,000,000	2010/06/14
22969*	Credit Suisse AG	Tencent Holdings European Wts Sep 2010 B	0.046	158 per 100 units	2010/09/06	300,000,000	2010/06/14
23054	Deutsche Bank AG	CNOOC European Warrants Dec 2010	0.19	11.38	2010/12/06	150,000,000	2010/06/15
10973	Deutsche Bank AG	DJIA European Warrants Dec 2010 C	0.27	10,000 per 30,000 units	2010/12/20	150,000,000	2010/06/15
10977	Deutsche Bank AG	DJIA European Put Warrants Dec 2010 D	0.25	9,000 per 30,000 units	2010/12/20	150,000,000	2010/06/15
10978	Deutsche Bank AG	Gold European Put Warrants Dec 2010	0.25	1,208 per 4,000 units	2010/12/21	50,000,000	2010/06/15
23055	Deutsche Bank AG	HKEx European Warrants Jun 2011 B	0.18	118 per 100 units	2011/06/27	200,000,000	2010/06/15
23058	Deutsche Bank AG	HSI European Warrants Nov 2010 G	0.2	19,000 per 9,000 units	2010/11/29	300,000,000	2010/06/15
23053	J P Morgan SP BV	HSBC European Warrants Dec 2010 C	0.265	83.88	2010/12/15	100,000,000	2010/06/15
23056	UBS AG	HKEx European Warrants Jul 2011 A	0.15	133.88 per 100 units	2011/07/18	200,000,000	2010/06/15
23057	UBS AG	Tencent Holdings European Warrants Feb 2011 A	0.15	168.80 per 100 units	2011/02/14	200,000,000	2010/06/15
19181*	Merrill Lynch Int'l & Co. C.V.	Tencent European Wts Oct10A	0.026	169.99 per 100 units	2010/10/18	500,000,000	2010/06/15
23069	BNP Paribas Arbit Issu B.V.	CC Bank Euro Wts Jan 2011 B	0.27	6.68 per unit	2011/01/03	200,000,000	2010/06/17
23060	Citigroup Global Mkt H Inc.	Agile Ppt European Wts Jun 11	0.15	8.88	2011/06/28	100,000,000	2010/06/17
23061	Citigroup Global Mkt H Inc.	BOC HK European Wts Mar 2011	0.25	18	2011/03/28	100,000,000	2010/06/17
23062	Citigroup Global Mkt H Inc.	CC Bank European Wts Dec 2010	0.25	6.68 per unit	2010/12/28	120,000,000	2010/06/17
23063	Citigroup Global Mkt H Inc.	Chi Res Power Euro Wts Jun 11	0.25	18	2011/06/27	80,000,000	2010/06/17
23068	Citigroup Global Mkt H Inc.	A50 China Euro Wts Jan 2011 C	0.38	13.18 per unit	2011/01/24	100,000,000	2010/06/17
23066	Citigroup Global Mkt H Inc.	Link Reit European Wts May 11A	0.25	20.88	2011/05/30	80,000,000	2010/06/17
23064	Citigroup Global Mkt H Inc.	SHK Ppt European Wts Aug 2011A	0.15	117.50 per 100 units	2011/08/08	80,000,000	2010/06/17
23067	Citigroup Global Mkt H Inc.	SPDR Gold T European Wts May11	0.25	999 per 100 units	2011/05/30	80,000,000	2010/06/17
23065	Citigroup Global Mkt H Inc.	Tencent European Warrants Mar11	0.15	160.88 per 100 units	2011/03/04	100,000,000	2010/06/17
23103	Deutsche Bank AG	Tencent Holdings European Warrants Oct10B	0.15	138.88 per 100 units	2010/10/25	200,000,000	2010/06/17
23104	Deutsche Bank AG	Tencent Holdings European Warrants Nov10B	0.15	145 per 100 units	2010/11/29	200,000,000	2010/06/17
23087	J P Morgan SP BV	BOCL European Warrants Nov 2010	0.288	3.88 per unit	2010/11/01	100,000,000	2010/06/17
23088	J P Morgan Int'l Der. Ltd.	CC Bank European Wts Dec 2010 B	0.507	6.08 per unit	2010/12/17	100,000,000	2010/06/17
23089	J P Morgan SP BV	CNOOC European Warrants Dec 2010	0.255	10.88	2010/12/17	200,000,000	2010/06/17
23090	J P Morgan SP BV	CNOOC European Warrants May 2011	0.25	12.88	2011/05/05	200,000,000	2010/06/17
23059	Macquarie Bank Ltd.	CC Bank European Put Warrants Nov 10B	0.576	5.88 per unit	2010/11/05	188,000,000	2010/06/17
23070	Macquarie Bank Ltd.	A50 China European Warrants Jan 2011 B	0.177	10.88	2011/01/24	200,000,000	2010/06/17
23102	RB of Scotland N.V.	Tencent Holdings European Wts Nov 10B	0.151	145.08 per 100 units	2010/11/25	250,000,000	2010/06/17
23071	SGA Societe Generale Acceptance N.V.	CCB Eur Wt Oct 2010 C	0.18	7.18 per unit	2010/10/25	120,000,000	2010/06/17
23072	SGA Societe Generale Acceptance N.V.	CCB Eur Wt Nov 2010 A	0.28	6.78 per unit	2010/11/08	120,000,000	2010/06/17
23073	SGA Societe Generale Acceptance N.V.	CCB Eur Wt Nov 2010 B	0.26	7 per unit	2010/11/29	120,000,000	2010/06/17
23074	SGA Societe Generale Acceptance N.V.	CCB Eur Wt Dec 2010 A	0.72	5.69 per unit	2010/12/22	120,000,000	2010/06/17
23075	SGA Societe Generale Acceptance N.V.	CCB Eur Wt Dec 2010 B	0.39	6.55 per unit	2010/12/22	120,000,000	2010/06/17

## Newly listed derivative warrants (continued)

Code	Issuer	Name of issue	Issue prices (HK\$)	Strike level/ Subscription price (HK\$) per 10 units	Subscription/ exercise period	Unit issued on initial listing	Listing date
23076	SGA Societe Generale Acceptance N.V.	CCB Eur Wt Jan 2011 A	0.59	6.12 per unit	2011/01/24	120,000,000	2010/06/17
23077	SGA Societe Generale Acceptance N.V.	CCB Eur Wt Jan 2011 B	0.32	6.98 per unit	2011/01/24	120,000,000	2010/06/17
23094	SGA Societe Generale Acceptance N.V.	Ch Mob Eu Wt Dec 10B	0.63	75	2010/12/20	80,000,000	2010/06/17
23095	SGA Societe Generale Acceptance N.V.	Ch Mob Eu Wt Dec 10C	0.45	80	2010/12/20	80,000,000	2010/06/17
23078	SGA Societe Generale Acceptance N.V.	Ch Mob Eu Wt Jan 11A	0.55	79	2011/01/31	80,000,000	2010/06/17
23096	SGA Societe Generale Acceptance N.V.	Ch Mob Eu Wt Jan 11B	0.35	86	2011/01/24	80,000,000	2010/06/17
23091	SGA Societe Generale Acceptance N.V.	A50 Ch Eu Wt Oct 2010	0.15	11.37	2010/10/11	300,000,000	2010/06/17
23092	SGA Societe Generale Acceptance N.V.	A50 Ch Eu Wt Nov 10C	1.16	12.80 per unit	2010/11/29	50,000,000	2010/06/17
23093	SGA Societe Generale Acceptance N.V.	A50 Ch Eu Wt Feb2011A	0.25	10.38	2011/02/23	300,000,000	2010/06/17
23079	SGA Societe Generale Acceptance N.V.	HSBC Eu Wt Feb 2013	0.16	83.88 per 100 units	2013/02/06	500,000,000	2010/06/17
23097	SGA Societe Generale Acceptance N.V.	HSBC Eu Put Wt Dec 11	0.25	76.88 per 100 units	2011/12/19	500,000,000	2010/06/17
23080	SGA Societe Generale Acceptance N.V.	ICBC Eu Wt Oct 2010 B	0.38	5.89 per unit	2010/10/04	120,000,000	2010/06/17
23081	SGA Societe Generale Acceptance N.V.	ICBC Eu Wt Nov 2010 A	0.42	5.99 per unit	2010/11/08	120,000,000	2010/06/17
23082	SGA Societe Generale Acceptance N.V.	ICBC Eu Wt Nov 2010 B	0.33	6.38 per unit	2010/11/29	120,000,000	2010/06/17
23083	SGA Societe Generale Acceptance N.V.	ICBC Eu Wt Dec 2010 B	0.85	5.21 per unit	2010/12/22	120,000,000	2010/06/17
23084	SGA Societe Generale Acceptance N.V.	ICBC Eu Wt Dec 2010 C	0.49	6 per unit	2010/12/22	120,000,000	2010/06/17
23085	SGA Societe Generale Acceptance N.V.	ICBC Eu Wt Jan 2011 A	0.7	5.61 per unit	2011/01/24	120,000,000	2010/06/17
23086	SGA Societe Generale Acceptance N.V.	ICBC Eu Wt Jan 2011 B	0.42	6.39 per unit	2011/01/24	120,000,000	2010/06/17
23101	SGA Societe Generale Acceptance N.V.	Tencent Eu Wt Feb 11B	0.25	136.88 per 100 units	2011/02/21	150,000,000	2010/06/17
23098	UBS AG	A50 China European Warrants Jan 2011	0.15	10.88	2011/01/17	100,000,000	2010/06/17
23099	UBS AG	HKEx European Put Warrants May 2011 C	0.25	116.88 per 100 units	2011/05/16	200,000,000	2010/06/17
23100	UBS AG	Tencent Holdings European Put Warrants Apr 2011	0.25	136.88 per 100 units	2011/04/11	200,000,000	2010/06/17
21742 <sup>#</sup>	SGA Societe Generale Acceptance N.V.	Tencent Eu Wt Oct 10	0.021	169.90 per 100 units	2010/10/13	500,000,000	2010/06/17
23117	Barclays Bank plc	BOCL European Warrants Jan 2011	0.29	4.28 per unit	2011/01/17	100,000,000	2010/06/18
23121	Barclays Bank plc	BOCL European Put Warrants Jan 2011	0.25	3.45 per unit	2011/01/17	100,000,000	2010/06/18
23114	Barclays Bank plc	China Mobile European Wts Dec 2011	0.15	73 per 100 units	2011/12/19	150,000,000	2010/06/18
23113	Barclays Bank plc	ChiUnicom European Warrants Jun 2011	0.15	9.88	2011/06/13	100,000,000	2010/06/18
23116	Barclays Bank plc	China Life European Warrants Jan 2011	0.28	36.88	2011/01/31	100,000,000	2010/06/18
23119	Barclays Bank plc	China Life European Put Wts Jan 2011	0.26	30.88	2011/01/31	100,000,000	2010/06/18
23120	Barclays Bank plc	CM Bank European Put Warrants Jan 2011	0.16	16	2011/01/31	100,000,000	2010/06/18
23111	Barclays Bank plc	Sinopec Corp European Wts Jan 2011	0.35	6.88 per unit	2011/01/17	100,000,000	2010/06/18
23115	Barclays Bank plc	CPIC European Warrants Jan 2011	0.26	32.5	2011/01/31	100,000,000	2010/06/18
23118	Barclays Bank plc	HSI European Warrants Dec 2010 B	0.26	18,100 per 10,000 units	2010/12/30	150,000,000	2010/06/18
23122	Barclays Bank plc	HSI European Put Warrants Dec 2010 C	0.25	17,500 per 7,500 units	2010/12/30	150,000,000	2010/06/18
23123	Barclays Bank plc	HSI European Put Warrants Dec 2010 D	0.25	17,700 per 8,000 units	2010/12/30	150,000,000	2010/06/18
23124	Barclays Bank plc	HSI European Put Warrants Dec 2010 E	0.25	17,900 per 8,000 units	2010/12/30	150,000,000	2010/06/18
23125	Barclays Bank plc	HSI European Put Warrants Dec 2010 F	0.25	18,100 per 8,500 units	2010/12/30	150,000,000	2010/06/18
23112	Barclays Bank plc	Tencent Holdings European Warrants Dec10B	0.15	148.88 per 100 units	2010/12/06	150,000,000	2010/06/18
23108	BNP Paribas Arbit Issu B.V.	China Life Euro Wts Feb 2012	0.59	38.88	2012/02/02	200,000,000	2010/06/18
23109	BNP Paribas Arbit Issu B.V.	Tencent Holdings Eu Wts Nov 10	0.15	145.10 per 100 units	2010/11/25	200,000,000	2010/06/18
23138	Credit Suisse AG	Tencent Holdings European Wts Nov 2010 B	0.15	125 per 100 units	2010/11/22	300,000,000	2010/06/18
23139	Credit Suisse AG	Tencent Holdings European Wts Nov 2010 C	0.15	144.90 per 100 units	2010/11/29	300,000,000	2010/06/18
23140	Credit Suisse AG	Tencent Holdings European Wts Dec 2010 A	0.25	113.88 per 100 units	2010/12/20	300,000,000	2010/06/18

## Newly listed derivative warrants (continued)

Code	Issuer	Name of issue	Issue prices (HK\$)	Strike level/ Subscription price (HK\$) per 10 units	Subscription/ exercise period	Unit issued on initial listing	Listing date
23143	Credit Suisse AG	Tencent Holdings European Put Wts Nov 10	0.15	125 per 100 units	2010/11/08	300,000,000	2010/06/18
23105	HK Bank	China Mobile European Warrants Dec 2010	0.25	80.88	2010/12/20	160,000,000	2010/06/18
23106	HK Bank	Datang Power European Warrants Dec 2010 B	0.25	3.68 per unit	2010/12/20	80,000,000	2010/06/18
23107	HK Bank	Lenovo European Warrants Dec 2010	0.25	5.08 per unit	2010/12/20	120,000,000	2010/06/18
23126	Macquarie Bank Ltd.	Tencent European Warrants Jan 2011	0.253	132.50 per 100 units	2011/01/04	300,000,000	2010/06/18
23144	CC Rabobank B.A.	BYD European Warrants May 2011	0.15	70 per 100 units	2011/05/30	100,000,000	2010/06/18
23128	CC Rabobank B.A.	Ch LongYuan European Warrants Nov 2010	0.15	8.5	2010/11/01	200,000,000	2010/06/18
23137	CC Rabobank B.A.	China COSCO European Warrants Sep 2011	0.25	9	2011/09/29	200,000,000	2010/06/18
23131	CC Rabobank B.A.	China Life European Warrants Nov 2010 B	0.34	34	2010/11/29	300,000,000	2010/06/18
23129	CC Rabobank B.A.	Ch Mobile European Warrants Oct 2010 C	0.31	81.9	2010/10/07	200,000,000	2010/06/18
23130	CC Rabobank B.A.	Ch Mobile European Warrants Dec 2010 B	0.34	84	2010/12/23	200,000,000	2010/06/18
23145	CC Rabobank B.A.	Mongolia Energy European Wts Dec 2010	0.25	3.30 per unit	2010/12/30	100,000,000	2010/06/18
23132	CC Rabobank B.A.	Renhe Comm European Warrants Jan 2011	0.25	1.86 per unit	2011/01/28	100,000,000	2010/06/18
23133	CC Rabobank B.A.	Shenzhen Invest European Warrants Dec 10	0.35	2.60 per unit	2010/12/30	100,000,000	2010/06/18
23134	CC Rabobank B.A.	Shimao Ppt European Warrants Jan 2011	0.25	13.5	2011/01/28	150,000,000	2010/06/18
23135	CC Rabobank B.A.	Tencent Holdings European Wts Nov 2010	0.15	145 per 100 units	2010/11/25	300,000,000	2010/06/18
23136	CC Rabobank B.A.	Tencent Holdings European Put Wts Dec 10	0.25	145 per 100 units	2010/12/30	300,000,000	2010/06/18
23127	CC Rabobank B.A.	Zijin Mining European Warrants May 2012	0.25	6.4	2012/05/30	300,000,000	2010/06/18
23141	RB of Scotland N.V.	Tencent Holdings European Wts Nov 10C	0.17	125.08 per 100 units	2010/11/22	250,000,000	2010/06/18
23110	UBS AG	Tencent Holdings European Warrants Oct 2010 B	0.15	138.88 per 100 units	2010/10/25	200,000,000	2010/06/18
23142	UBS AG	Tencent Holdings European Warrants Nov 2010 B	0.15	125 per 100 units	2010/11/22	200,000,000	2010/06/18
23146	UBS AG	Tencent Holdings European Put Warrants Nov 2010	0.15	125 per 100 units	2010/11/08	200,000,000	2010/06/18
23161	Deutsche Bank AG	China Mobile European Warrants Oct 2012	0.15	83.88 per 100 units	2012/10/30	300,000,000	2010/06/21
23160	Deutsche Bank AG	China Life European Warrants Dec 2010 B	0.49	31.8	2010/12/28	300,000,000	2010/06/21
23162	Deutsche Bank AG	Tencent Holdings European Warrants Nov10C	0.2	125 per 100 units	2010/11/22	300,000,000	2010/06/21
23157	HK Bank	Tencent European Warrants Jan 2011	0.25	133.80 per 100 units	2011/01/20	120,000,000	2010/06/21
23158	HK Bank	Tencent European Put Warrants Oct 2010	0.15	125 per 100 units	2010/10/28	120,000,000	2010/06/21
23156	J P Morgan SP BV	HKEx European Warrants Jun 2011 A	0.152	118 per 100 units	2011/06/24	300,000,000	2010/06/21
23147	SGA Societe Generale Acceptance N.V.	Ch Mob Eu Wt Oct 2012	0.15	83.88 per 100 units	2012/10/29	800,000,000	2010/06/21
23148	SGA Societe Generale Acceptance N.V.	CP&CC Eur Wt Jan 2011	0.59	6.30 per unit	2011/01/24	80,000,000	2010/06/21
23149	SGA Societe Generale Acceptance N.V.	CP&CC Eu Wt Feb 2011A	0.49	6.80 per unit	2011/02/21	80,000,000	2010/06/21
23150	SGA Societe Generale Acceptance N.V.	HSI Eur Wt Dec 2010 G	0.25	21,200 per 8,000 units	2010/12/30	250,000,000	2010/06/21
23151	SGA Societe Generale Acceptance N.V.	Tencent Eu Wt Sep 10C	0.18	118 per 100 units	2010/09/22	200,000,000	2010/06/21
23152	SGA Societe Generale Acceptance N.V.	Tencent Eu Wt Dec 10B	0.19	125 per 100 units	2010/12/06	200,000,000	2010/06/21
23153	SGA Societe Generale Acceptance N.V.	Tencent Eu Wt Dec 10C	0.25	115.88 per 100 units	2010/12/22	200,000,000	2010/06/21
23159	SGA Societe Generale Acceptance N.V.	Tencent Eu Wt Dec 10D	0.15	145.88 per 100 units	2010/12/20	200,000,000	2010/06/21
23154	SGA Societe Generale Acceptance N.V.	Tencent Eu Wt Jan 11	0.31	105.88 per 100 units	2011/01/19	200,000,000	2010/06/21
23163	UBS AG	China Mobile European Warrants Dec 2011	0.25	73.88 per 100 units	2011/12/12	300,000,000	2010/06/21
23164	UBS AG	China Mobile European Warrants Jun 2012	0.25	84.88 per 100 units	2012/06/25	300,000,000	2010/06/21
23155	UBS AG	China Mobile European Warrants Oct 2010 B	0.15	88	2010/10/25	100,000,000	2010/06/21
18984 <sup>#</sup>	Credit Suisse	Tencent Holdings European Warrants Oct 2010A	0.083	138.88 per 100 units	2010/10/25	300,000,000	2010/06/21
18516 <sup>#</sup>	SGA Societe Generale Acceptance N.V.	Tencent Eu Wt Sep10 A	0.063	138.88 per 100 units	2010/09/06	300,000,000	2010/06/21
23166	KBC Fin Products Int'l Ltd.	Tencent Holdings Eu Wt Dec 10	0.25	128 per 100 units	2010/12/22	150,000,000	2010/06/22



## Newly listed derivative warrants (continued)

Code	Issuer	Name of issue	Issue prices (HK\$)	Strike level/ Subscription price (HK\$) per 10 units	Subscription/ exercise period	Unit issued on initial listing	Listing date
23167	KBC Fin Products Int'l Ltd.	Tencent Holdings Eu Wt Jan 11A	0.25	138 per 100 units	2011/01/11	150,000,000	2010/06/22
23165	RB of Scotland N.V.	HSI European Put Warrants Dec 2010 C	0.251	19,800 per 8,000 units	2010/12/30	400,000,000	2010/06/22
22872 <sup>#</sup>	Goldman Sachs SP (Asia)	Tencent Holdings European Wt Oct10	0.068	138.88 per 100 units	2010/10/28	200,000,000	2010/06/22
23173	BOCI Asia Ltd.	BOCL European Warrants Dec 2010	0.25	4.38 per unit	2010/12/23	100,000,000	2010/06/23
23174	BOCI Asia Ltd.	Dongfeng Motor European Warrants Mar 2011	0.15	9.88	2011/03/28	100,000,000	2010/06/23
23177	BOCI Asia Ltd.	Hutchison European Warrants Jan 2011	0.25	58	2011/01/28	100,000,000	2010/06/23
23178	BOCI Asia Ltd.	Shimao Ppt European Warrants Apr 2011	0.25	12.68	2011/04/29	100,000,000	2010/06/23
23179	BOCI Asia Ltd.	Tencent Holdings European Warrants Nov 2010	0.2	125 per 100 units	2010/11/29	100,000,000	2010/06/23
23180	Credit Suisse AG	CC Bank European Warrants Nov 2010 A	0.15	6.98 per unit	2010/11/29	300,000,000	2010/06/23
23181	Credit Suisse AG	HSI European Warrants Sep 2010 B	0.15	20,000 per 8,000 units	2010/09/29	300,000,000	2010/06/23
23168	Citigroup Global Mkt H Inc.	China Tel Euro Wts Dec 2010	0.25	3.88 per unit	2010/12/23	80,000,000	2010/06/23
23169	Citigroup Global Mkt H Inc.	Hutchison Euro Wts Jun 2011	0.25	58.88	2011/06/09	100,000,000	2010/06/23
23183	Deutsche Bank AG	Tencent Holdings European Put Wts Nov 10	0.15	125 per 100 units	2010/11/01	200,000,000	2010/06/23
23197	KBC Fin Products Int'l Ltd.	BOCL Euro Put Wts Jan 2011	0.38	3.88 per unit	2011/01/14	148,000,000	2010/06/23
23184	KBC Fin Products Int'l Ltd.	BOCL European Wts Dec 2010 B	0.38	3.98 per unit	2010/12/23	188,000,000	2010/06/23
23185	KBC Fin Products Int'l Ltd.	BOCL European Wts Jan 2011 B	0.25	4.38 per unit	2011/01/05	248,000,000	2010/06/23
23186	KBC Fin Products Int'l Ltd.	BOCL European Wts Jan 2011 C	0.25	4.58 per unit	2011/01/19	268,000,000	2010/06/23
23187	KBC Fin Products Int'l Ltd.	CC Bank Euro Wts Dec 2010 A	0.35	6.58 per unit	2010/12/23	188,000,000	2010/06/23
23188	KBC Fin Products Int'l Ltd.	CC Bank Euro Wts Dec 2010 B	0.26	6.88 per unit	2010/12/28	208,000,000	2010/06/23
23189	KBC Fin Products Int'l Ltd.	CC Bank Euro Wts Jan 2011 A	0.52	6.18 per unit	2011/01/06	148,000,000	2010/06/23
23190	KBC Fin Products Int'l Ltd.	CC Bank Euro Wts Jan 2011 B	0.25	7.28 per unit	2011/01/03	248,000,000	2010/06/23
23194	KBC Fin Products Int'l Ltd.	China Life Euro Wts Dec 2010 B	0.298	35.88	2010/12/23	188,000,000	2010/06/23
23195	KBC Fin Products Int'l Ltd.	China Life Euro Wts Dec 2010 C	0.25	37.88	2010/12/28	268,000,000	2010/06/23
23196	KBC Fin Products Int'l Ltd.	China Life Euro Wts Jan 2011 A	0.25	39.08	2011/01/20	288,000,000	2010/06/23
23198	KBC Fin Products Int'l Ltd.	China Life Eur Put Wt Jan 2011	0.32	33	2011/01/14	228,000,000	2010/06/23
23191	KBC Fin Products Int'l Ltd.	ICBC European Wts Dec 2010 A	0.36	6.18 per unit	2010/12/23	148,000,000	2010/06/23
23192	KBC Fin Products Int'l Ltd.	ICBC European Wts Jan 2011 A	0.28	6.48 per unit	2011/01/06	188,000,000	2010/06/23
23193	KBC Fin Products Int'l Ltd.	ICBC European Wts Jan 2011 B	0.25	6.88 per unit	2011/01/17	188,000,000	2010/06/23
23172	CC Rabobank B.A.	HSI European Put Warrants Nov 2010	0.156	19,200 per 8,500 units	2010/11/29	200,000,000	2010/06/23
23170	CC Rabobank B.A.	HSI European Warrants Dec 2010 C	0.25	20,800 per 6,000 units	2010/12/30	200,000,000	2010/06/23
23171	CC Rabobank B.A.	HSI European Warrants Dec 2010 D	0.25	20,400 per 6,500 units	2010/12/30	200,000,000	2010/06/23
23175	CC Rabobank B.A.	HSI European Put Warrants Dec 2010 E	0.25	20,800 per 9,000 units	2010/12/30	200,000,000	2010/06/23
23176	CC Rabobank B.A.	HSI European Put Warrants Dec 2010 F	0.25	20,000 per 8,000 units	2010/12/30	200,000,000	2010/06/23
23182	RB of Scotland N.V.	China Shenhua European Wts Dec 2010	0.264	35.38	2010/12/31	150,000,000	2010/06/23
23207	Credit Suisse AG	Tencent Holdings European Wts Sep 2010 C	0.15	118 per 100 units	2010/09/24	300,000,000	2010/06/24
23208	Credit Suisse AG	Tencent Holdings European Put Wts Jun 11A	0.25	108 per 100 units	2011/06/27	300,000,000	2010/06/24
23209	Deutsche Bank AG	Tencent Holdings European Warrants Dec 10	0.25	116 per 100 units	2010/12/28	200,000,000	2010/06/24
23199	HK Bank	Fushan Energy European Warrants Dec 2010	0.25	5.50 per unit	2010/12/24	120,000,000	2010/06/24
23205	Macquarie Bank Ltd.	Jiangxi Copper European Wts Jan 2011 B	0.264	14	2011/01/04	250,000,000	2010/06/24
23206	Macquarie Bank Ltd.	Tencent European Put Warrants Jul 2011	0.251	110 per 100 units	2011/07/06	250,000,000	2010/06/24
23200	CC Rabobank B.A.	CC Bank European Warrants Dec 2010 B	0.25	6.68 per unit	2010/12/21	120,000,000	2010/06/24
23203	CC Rabobank B.A.	Chaoda Modern European Warrants May 2011	0.25	9.4	2011/05/30	200,000,000	2010/06/24
23201	CC Rabobank B.A.	China Life European Warrants Nov 2010 C	0.18	39	2010/11/08	300,000,000	2010/06/24

## Newly listed derivative warrants (continued)

Code	Issuer	Name of issue	Issue prices (HK\$)	Strike level/ Subscription price (HK\$) per 10 units	Subscription/ exercise period	Unit issued on initial listing	Listing date
23202	CC Rabobank B.A.	CNBM European Warrants Mar 2011	0.25	14	2011/03/30	150,000,000	2010/06/24
23204	CC Rabobank B.A.	Geely Auto European Warrants Nov 2010	0.4	3 per unit	2010/11/25	100,000,000	2010/06/24
23210	Citigroup Global Mkt H Inc.	HKEx European Put Wts May 2011	0.15	116.89 per 100 units	2011/05/12	100,000,000	2010/06/25
23215	KBC Fin Products Int'l Ltd.	China Tel Euro Wts Feb 2011	0.4	3.78 per unit	2011/02/08	80,000,000	2010/06/25
23216	KBC Fin Products Int'l Ltd.	China Tel Euro Wts Mar 2011	0.25	4.20 per unit	2011/03/08	80,000,000	2010/06/25
23217	KBC Fin Products Int'l Ltd.	China Unicom Euro Wts Jun 2011	0.25	9.9	2011/06/01	80,000,000	2010/06/25
23214	KBC Fin Products Int'l Ltd.	CNOOC European Wts Dec 2010 B	0.15	14.2	2010/12/13	128,000,000	2010/06/25
23220	KBC Fin Products Int'l Ltd.	A50 Ch Euro Wts Jun 2011 A	0.15	11.88	2011/06/03	258,000,000	2010/06/25
23224	KBC Fin Products Int'l Ltd.	HKEx European Put Wts Mar 2011	0.17	128 per 100 units	2011/03/15	108,000,000	2010/06/25
23222	KBC Fin Products Int'l Ltd.	HKEx European Warrants Jul 11A	0.15	118 per 100 units	2011/07/04	128,000,000	2010/06/25
23223	KBC Fin Products Int'l Ltd.	HKEx European Warrants Jul 11B	0.15	133.88 per 100 units	2011/07/18	128,000,000	2010/06/25
23221	KBC Fin Products Int'l Ltd.	Hutchison Euro Wts Dec 2010	0.25	53.88	2010/12/28	80,000,000	2010/06/25
23225	KBC Fin Products Int'l Ltd.	Hutchison Eur Put Wts Dec 2010	0.44	48	2010/12/28	80,000,000	2010/06/25
23218	KBC Fin Products Int'l Ltd.	Tencent Holdings Eu Wt Jan 11B	0.25	116.88 per 100 units	2011/01/03	150,000,000	2010/06/25
23219	KBC Fin Products Int'l Ltd.	Tencent Holdings Eu Wt Feb 11	0.26	108 per 100 units	2011/02/01	150,000,000	2010/06/25
23226	KBC Fin Products Int'l Ltd.	Tencent Holdings Eu Put Wt Feb 11	0.25	119.80 per 100 units	2011/02/01	150,000,000	2010/06/25
23212	Macquarie Bank Ltd.	CHALCO European Warrants Jul 2011	0.15	7.38	2011/07/05	200,000,000	2010/06/25
23211	SGA Societe Generale Acceptance N.V.	HWL Eur Wt Dec 2010 A	0.34	49.98	2010/12/29	100,000,000	2010/06/25
23213	SGA Societe Generale Acceptance N.V.	Tencent Eu Wt Nov 10B	0.16	124.98 per 100 units	2010/11/22	200,000,000	2010/06/25
20758 <sup>#</sup>	Merrill Lynch Int'l & Co. C.V.	HSI European Put Wts Aug 10E	0.055	19,500 per 7,500 units	2010/08/30	200,000,000	2010/06/25
23237	BNP Paribas Arbit Issu B.V.	HSI European Wts Dec 2010 D	0.25	21,500 per 8,000 units	2010/12/30	200,000,000	2010/06/28
23238	BNP Paribas Arbit Issu B.V.	HSI Euro Put Wts Oct 2010 B	0.22	20,800 per 8,000 units	2010/10/28	200,000,000	2010/06/28
23241	BNP Paribas Arbit Issu B.V.	HSI Euro Put Wts Dec 2010 C	0.33	21,200 per 8,000 units	2010/12/30	200,000,000	2010/06/28
23235	Credit Suisse AG	HSI European Put Warrants Oct 2010	0.15	20,800 per 8,000 units	2010/10/28	300,000,000	2010/06/28
23239	Credit Suisse AG	HSI European Warrants Oct 2010 B	0.15	21,200 per 9,000 units	2010/10/28	315,000,000	2010/06/28
23236	Credit Suisse AG	HSI European Put Warrants Nov 2010 B	0.15	21,300 per 9,000 units	2010/11/29	315,000,000	2010/06/28
23232	Deutsche Bank AG	CC Bank European Warrants Dec 2010	0.52	6.60 per unit	2010/12/28	300,000,000	2010/06/28
23233	Deutsche Bank AG	Sinopec Corp European Warrants Jul 2011 A	0.15	5.88	2011/07/25	300,000,000	2010/06/28
23234	Deutsche Bank AG	HSBC European Warrants Apr 2011 A	0.15	67.88 per 100 units	2011/04/26	300,000,000	2010/06/28
23242	RB of Scotland N.V.	HSI European Put Warrants Oct 2010 A	0.189	20,800 per 8,000 units	2010/10/28	250,000,000	2010/06/28
23240	RB of Scotland N.V.	HSI European Warrants Nov 2010 D	0.179	20,900 per 8,500 units	2010/11/29	250,000,000	2010/06/28
23229	SGA Societe Generale Acceptance N.V.	HSI Eu Put Wt Dec10H	0.25	20,000 per 8,000 units	2010/12/30	300,000,000	2010/06/28
23230	SGA Societe Generale Acceptance N.V.	HSI Eu Put Wt Dec10I	0.25	20,600 per 9,000 units	2010/12/30	300,000,000	2010/06/28
23231	SGA Societe Generale Acceptance N.V.	HSI Eu Put Wt Dec10J	0.31	21,500 per 9,000 units	2010/12/30	300,000,000	2010/06/28
23227	UBS AG	Hutchison European Warrants Oct 2010	0.26	48	2010/10/11	100,000,000	2010/06/28
23228	UBS AG	Tencent Holdings European Warrants Dec 2010 B	0.23	115.88 per 100 units	2010/12/20	200,000,000	2010/06/28
23253	BOCI Asia Ltd.	BOCL European Put Warrants Jan 2011	0.25	3.59 per unit	2011/01/27	100,000,000	2010/06/29
23250	BOCI Asia Ltd.	Sinopec Corp European Warrants Dec 2010	0.35	7.28 per unit	2010/12/30	100,000,000	2010/06/29
23252	BOCI Asia Ltd.	Sinopharm European Warrants Jan 2011	0.25	38	2011/01/14	100,000,000	2010/06/29
23251	BOCI Asia Ltd.	Yurun Food European Warrants Jan 2011	0.25	29.88	2011/01/07	100,000,000	2010/06/29
10979	BNP Paribas Arbit Issu B.V.	Gold European Warrants May 11A	0.25	1,350 per 4,000 units	2011/05/06	200,000,000	2010/06/29
10983	BNP Paribas Arbit Issu B.V.	Gold European Put Wts May 2011	0.26	1,150 per 3,000 units	2011/05/06	200,000,000	2010/06/29
23269	Credit Suisse AG	BYD European Warrants Dec 2010	0.15	62.88 per 100 units	2010/12/23	300,000,000	2010/06/29

## Newly listed derivative warrants (continued)

Code	Issuer	Name of issue	Issue prices (HK\$)	Strike level/ Subscription price (HK\$) per 10 units	Subscription/ exercise period	Unit issued on initial listing	Listing date
23270	Credit Suisse AG	BYD European Warrants May 2011	0.15	70 per 100 units	2011/05/30	300,000,000	2010/06/29
23271	Credit Suisse AG	CC Bank European Warrants Nov 2010 B	0.15	7.38 per unit	2010/11/15	300,000,000	2010/06/29
23272	Credit Suisse AG	China Mobile European Warrants Nov 2010 A	0.58	78.88	2010/11/29	300,000,000	2010/06/29
23273	Credit Suisse AG	China Mobile European Warrants Nov 2010 B	0.2	88.88	2010/11/29	300,000,000	2010/06/29
23274	Credit Suisse AG	CNOOC European Warrants Nov 2010	0.15	14.2	2010/11/29	300,000,000	2010/06/29
23275	Credit Suisse AG	HSBC European Wts Nov 2010 B	0.15	78.88	2010/11/15	300,000,000	2010/06/29
23276	Credit Suisse AG	HSBC European Wts Dec 2010 B	0.15	82.88	2010/12/06	300,000,000	2010/06/29
23277	Credit Suisse AG	Hutchison European Warrants Nov 2010	0.15	56.88	2010/11/08	300,000,000	2010/06/29
23278	Credit Suisse AG	ICBC European Warrants Nov 2010	0.26	6.68 per unit	2010/11/15	300,000,000	2010/06/29
23279	Credit Suisse AG	Jiangxi Copper European Wts Nov 2010 C	0.15	18.88	2010/11/08	300,000,000	2010/06/29
23243	Citigroup Global Mkt H Inc.	China Life Euro Wts Feb 2011	0.25	38.88	2011/02/21	100,000,000	2010/06/29
23244	Citigroup Global Mkt H Inc.	A50 China Euro Wts Aug 2011	0.15	14.08	2011/08/29	200,000,000	2010/06/29
23259	Deutsche Bank AG	Sinopec Corp European Warrants Oct 2010	0.21	7.28 per unit	2010/10/11	200,000,000	2010/06/29
23260	Deutsche Bank AG	HKEx European Warrants Jul 2011 A	0.15	133.88 per 100 units	2011/07/18	300,000,000	2010/06/29
23261	Deutsche Bank AG	HSBC European Put Warrants Dec 2011	0.16	76.88 per 100 units	2011/12/28	200,000,000	2010/06/29
23262	Deutsche Bank AG	HSI European Warrants Dec 2010 D	0.25	20,600 per 8,000 units	2010/12/30	300,000,000	2010/06/29
23263	Deutsche Bank AG	HSI European Warrants Dec 2010 E	0.26	21,200 per 8,000 units	2010/12/30	300,000,000	2010/06/29
23264	Deutsche Bank AG	HSI European Put Warrants Dec 2010 F	0.25	20,400 per 8,000 units	2010/12/30	300,000,000	2010/06/29
23265	Deutsche Bank AG	HSI European Put Warrants Dec 2010 G	0.26	21,000 per 8,000 units	2010/12/30	300,000,000	2010/06/29
23266	Deutsche Bank AG	HSI European Put Warrants Dec 2010 H	0.27	21,600 per 8,000 units	2010/12/30	300,000,000	2010/06/29
23245	J P Morgan SP BV	CITIC Bank European Warrants Dec 2010 B	0.335	5.88 per unit	2010/12/29	80,000,000	2010/06/29
23246	J P Morgan SP BV	China Life European Warrants Dec 2010 B	0.25	40	2010/12/29	100,000,000	2010/06/29
23248	J P Morgan SP BV	CNOOC European Warrants Jun 2011 A	0.25	15	2011/06/29	200,000,000	2010/06/29
23247	J P Morgan SP BV	Chi Res Land European Warrants Dec 2010 B	0.25	18.88	2010/12/30	100,000,000	2010/06/29
23249	J P Morgan SP BV	Shimao Property European Wts Mar 2011	0.25	15	2011/03/30	138,000,000	2010/06/29
23268	KBC Fin Products Int'l Ltd.	A50 Ch Euro Wts Feb 2011	0.25	10.58	2011/02/01	200,000,000	2010/06/29
23254	CC Rabobank B.A.	BOCL European Warrants Nov 2010	0.32	4.18 per unit	2010/11/08	120,000,000	2010/06/29
23255	CC Rabobank B.A.	CC Bank European Warrants Nov 2010	0.23	7.38 per unit	2010/11/22	200,000,000	2010/06/29
23256	CC Rabobank B.A.	HKEx European Warrants Jun 2011	0.15	140 per 100 units	2011/06/27	200,000,000	2010/06/29
23257	CC Rabobank B.A.	Hutchison European Warrants Nov 2010	0.15	56.9	2010/11/08	200,000,000	2010/06/29
23258	CC Rabobank B.A.	Ping An European Warrants Dec 2010	0.42	78	2010/12/30	100,000,000	2010/06/29
23267	UBS AG	HSI European Put Warrants Nov 2010 G	0.2	21,300 per 9,000 units	2010/11/29	200,000,000	2010/06/29
21616*	UBS AG	CC Bank European Warrants Sep 2010 B	0.194	6.88 per unit	2010/09/20	100,000,000	2010/06/29
23280	Citigroup Global Mkt H Inc.	HSBC European Wts Sep 2011	0.15	73.087 per 93 units	2011/09/23	150,000,000	2010/06/30
23307	J P Morgan SP BV	Anhui Conch European Warrants Dec 2010 B	0.29	25.88	2010/12/30	100,000,000	2010/06/30
23306	J P Morgan SP BV	CHALCO European Warrants Nov 2011	0.25	6.88	2011/11/28	200,000,000	2010/06/30
23310	J P Morgan SP BV	CITIC Pacific Euro Wts Mar 2011	0.25	18	2011/03/30	100,000,000	2010/06/30
23308	J P Morgan SP BV	CNBM European Warrants Dec 2010	0.25	12.88	2010/12/30	100,000,000	2010/06/30
23309	J P Morgan SP BV	Ch Railway Cons European Warrants Jun11B	0.25	10.88	2011/06/29	180,000,000	2010/06/30
23311	J P Morgan SP BV	Dongfeng Motor European Warrants Mar 2011	0.25	11	2011/03/30	180,000,000	2010/06/30
23331	J P Morgan SP BV	Hutchison European Warrants Dec 2010 B	0.29	50.88	2010/12/30	100,000,000	2010/06/30
23312	J P Morgan SP BV	PetroChina European Warrants Apr 2011 A	0.15	8.888	2011/04/21	300,000,000	2010/06/30
23313	J P Morgan SP BV	Sinopharm European Warrants Dec 2010	0.275	32.88	2010/12/30	88,000,000	2010/06/30

## Newly listed derivative warrants (continued)

Code	Issuer	Name of issue	Issue prices (HK\$)	Strike level/ Subscription price (HK\$) per 10 units	Subscription/ exercise period	Unit issued on initial listing	Listing date
23326	KBC Fin Products Int'l Ltd.	Ch Mobile Euro Wt Dec 2010	0.3	85.38	2010/12/30	128,000,000	2010/06/30
23325	KBC Fin Products Int'l Ltd.	Ch Mobile Euro Wt Oct 2010 G	0.28	83	2010/10/18	128,000,000	2010/06/30
23330	KBC Fin Products Int'l Ltd.	HSI Euro Put Wts Jan 2011	0.25	22,400 per 14,800 units	2011/01/28	200,000,000	2010/06/30
23322	KBC Fin Products Int'l Ltd.	HSI European Wts Dec 2010 E	0.25	20,400 per 10,000 units	2010/12/30	200,000,000	2010/06/30
23323	KBC Fin Products Int'l Ltd.	HSI European Wts Dec 2010 F	0.25	20,800 per 9,000 units	2010/12/30	200,000,000	2010/06/30
23324	KBC Fin Products Int'l Ltd.	HSI European Wts Dec 2010 G	0.25	21,400 per 8,600 units	2010/12/30	200,000,000	2010/06/30
23327	KBC Fin Products Int'l Ltd.	HSI Euro Put Wts Dec 2010 H	0.25	21,000 per 10,000 units	2010/12/30	200,000,000	2010/06/30
23328	KBC Fin Products Int'l Ltd.	HSI Euro Put Wts Dec 2010 I	0.25	21,600 per 10,800 units	2010/12/30	200,000,000	2010/06/30
23329	KBC Fin Products Int'l Ltd.	HSI Euro Put Wts Dec 2010 J	0.27	22,200 per 10,000 units	2010/12/30	200,000,000	2010/06/30
23301	Macquarie Bank Ltd.	Anta Sports European Warrants Apr 2011	0.25	20	2011/04/28	200,000,000	2010/06/30
23302	Macquarie Bank Ltd.	Jiangxi Copper European Wts Feb 2011	0.253	17	2011/02/02	200,000,000	2010/06/30
23303	Macquarie Bank Ltd.	Shimao Ppt European Warrants Jun 2011	0.251	15.5	2011/06/23	200,000,000	2010/06/30
23290	Nomura Int'l plc	Air China European Warrants Dec 2010	0.151	10	2010/12/31	200,000,000	2010/06/30
23291	Nomura Int'l plc	Air China European Warrants Jun 2011	0.251	10.68	2011/06/30	150,000,000	2010/06/30
23299	Nomura Int'l plc	BOC HK European Warrants Dec 2010	0.15	18.9	2010/12/31	100,000,000	2010/06/30
23294	Nomura Int'l plc	China Mobile European Warrants Dec 2010	0.979	85	2010/12/31	50,000,000	2010/06/30
23295	Nomura Int'l plc	China Mobile European Warrants Dec 2011	0.205	73.88 per 100 units	2011/12/05	200,000,000	2010/06/30
23296	Nomura Int'l plc	China Mobile European Put Warrants Dec 11	0.25	80 per 100 units	2011/12/30	200,000,000	2010/06/30
23288	Nomura Int'l plc	Cheung Kong European Warrants Dec 2012	0.25	88.88 per 100 units	2012/12/31	100,000,000	2010/06/30
23289	Nomura Int'l plc	China Life European Warrants Sep 2010 C	0.155	38.048	2010/09/30	100,000,000	2010/06/30
23300	Nomura Int'l plc	CNOOC European Warrants Mar 2011	0.15	15.98	2011/03/31	100,000,000	2010/06/30
23286	Nomura Int'l plc	Sinopec European Warrants Jul 2011 A	0.15	5.878	2011/07/29	100,000,000	2010/06/30
23298	Nomura Int'l plc	A50 China European Warrants Nov 2010	0.15	12.68	2010/11/22	200,000,000	2010/06/30
23297	Nomura Int'l plc	A50 China European Warrants Jun 2011 A	0.25	13.88	2011/06/30	200,000,000	2010/06/30
23281	Nomura Int'l plc	HSBC European Warrants Jan 2013	0.15	83.928 per 100 units	2013/01/31	100,000,000	2010/06/30
23285	Nomura Int'l plc	JIANG European Warrants Dec 2010 B	0.25	17.78	2010/12/31	100,000,000	2010/06/30
23287	Nomura Int'l plc	PetroChina European Warrants Apr 2011	0.15	8.888	2011/04/29	100,000,000	2010/06/30
23283	Nomura Int'l plc	SHK P European Warrants Feb 2011	0.15	116.08 per 100 units	2011/02/28	100,000,000	2010/06/30
23282	Nomura Int'l plc	SHK P European Warrants Jun 2011	0.25	100.88 per 100 units	2011/06/30	100,000,000	2010/06/30
23284	Nomura Int'l plc	SHK P European Warrants Oct 2011 A	0.185	125.08 per 100 units	2011/10/31	100,000,000	2010/06/30
23292	Nomura Int'l plc	Tencent Holdings European Warrants Dec10C	0.25	128 per 100 units	2010/12/31	100,000,000	2010/06/30
23293	Nomura Int'l plc	Tencent Holdings European Warrants Mar 11	0.25	148 per 100 units	2011/03/31	100,000,000	2010/06/30
23315	CC Rabobank B.A.	Ch Mobile European Warrants Oct 2011	0.16	65.99 per 100 units	2011/10/11	200,000,000	2010/06/30
23314	CC Rabobank B.A.	China Life European Put Warrants Nov 2010	0.21	32.88	2010/11/08	150,000,000	2010/06/30
23316	CC Rabobank B.A.	Tencent Holdings European Wts Dec 2010 A	0.2	115.88 per 100 units	2010/12/15	200,000,000	2010/06/30
23317	CC Rabobank B.A.	Tencent Holdings European Wts Dec 2010 B	0.16	128 per 100 units	2010/12/15	200,000,000	2010/06/30
23318	CC Rabobank B.A.	Tencent Holdings European Put Wts Jun 11	0.25	113 per 100 units	2011/06/29	200,000,000	2010/06/30
23304	SGA Societe Generale Acceptance N.V.	Petch Eu Wt Nov 2011	0.15	9.98	2011/11/21	200,000,000	2010/06/30
23319	UBS AG	CC Bank European Warrants Nov 2010 A	0.15	7.38 per unit	2010/11/18	100,000,000	2010/06/30
23305	UBS AG	CNOOC European Warrants Nov 2010 B	0.15	14.2	2010/11/29	100,000,000	2010/06/30
23321	UBS AG	HSBC European Put Warrants Dec 2011	0.15	76.88 per 100 units	2011/12/12	200,000,000	2010/06/30
23320	UBS AG	Hutchison European Warrants Nov 2010	0.15	56.88	2010/11/08	100,000,000	2010/06/30
23349	Deutsche Bank AG	China Mobile European Warrants Dec 2010 A	0.39	84	2010/12/28	200,000,000	2010/07/02

## Newly listed derivative warrants (continued)

Code	Issuer	Name of issue	Issue prices (HK\$)	Strike level/ Subscription price (HK\$) per 10 units	Subscription/ exercise period	Unit issued on initial listing	Listing date
23348	Deutsche Bank AG	China Life European Warrants Jan 2011 A	0.28	37	2011/01/03	300,000,000	2010/07/02
23351	Deutsche Bank AG	A50 China European Warrants Aug 2011	0.15	14.08	2011/08/29	300,000,000	2010/07/02
23350	Deutsche Bank AG	HSBC European Warrants Nov 2010 D	0.33	82.88	2010/11/22	300,000,000	2010/07/02
23334	HK Bank	Minsheng Bank European Warrants Jan 2011	0.25	8.18 per unit	2011/01/03	100,000,000	2010/07/02
23339	J P Morgan SP BV	Lee & Man Paper European Warrants Dec2011	0.25	6.88	2011/12/29	150,000,000	2010/07/02
23340	KBC Fin Products Int'l Ltd.	CMB European Warrants Jan 2011	0.25	20.68	2011/01/03	108,000,000	2010/07/02
23341	KBC Fin Products Int'l Ltd.	HSBC European Wts Nov 2010 C	0.31	78.9	2010/11/08	128,000,000	2010/07/02
23344	KBC Fin Products Int'l Ltd.	HSBC Euro Put Wts Jan 2011 C	0.57	76	2011/01/03	100,000,000	2010/07/02
23342	KBC Fin Products Int'l Ltd.	HSBC European Wts Jan 2011 A	0.3	83.88	2011/01/03	128,000,000	2010/07/02
23343	KBC Fin Products Int'l Ltd.	HSBC European Wts Jan 2011 B	0.25	88.28	2011/01/03	128,000,000	2010/07/02
23347	KBC Fin Products Int'l Ltd.	HSI European Wts Nov 2010 H	0.15	22,000 per 7,000 units	2010/11/29	200,000,000	2010/07/02
23345	KBC Fin Products Int'l Ltd.	Hutchison Euro Wts Jun 2011 A	0.25	63	2011/06/01	108,000,000	2010/07/02
23346	KBC Fin Products Int'l Ltd.	SHK Ppt European Wts Aug 2011A	0.15	117.60 per 100 units	2011/08/01	108,000,000	2010/07/02
23335	Macquarie Bank Ltd.	CHALCO European Warrants Jan 2011	0.372	9 per unit	2011/01/04	200,000,000	2010/07/02
23337	Macquarie Bank Ltd.	COSCO Pacific European Warrants May 11	0.252	11	2011/05/04	200,000,000	2010/07/02
23336	Macquarie Bank Ltd.	Ch Ship Cont European Warrants Jan 11	0.344	3.58 per unit	2011/01/04	200,000,000	2010/07/02
23338	Macquarie Bank Ltd.	Ping An European Warrants Jan 2011	0.259	85	2011/01/04	200,000,000	2010/07/02
23333	UBS AG	China Life European Warrants Jan 2011 A	0.25	41.88	2011/01/10	100,000,000	2010/07/02
23332	UBS AG	Tencent Holdings European Put Warrants Jun 2011	0.15	108 per 100 units	2011/06/20	200,000,000	2010/07/02
23355	Deutsche Bank AG	A50 China European Warrants Jun 2011 A	0.18	11.88	2011/06/07	300,000,000	2010/07/05
23361	Macquarie Bank Ltd.	CC Bank European Put Warrants Jan 2011	0.358	6 per unit	2011/01/05	180,000,000	2010/07/05
23356	Macquarie Bank Ltd.	CC Bank European Warrants Jan 2011 A	0.429	6.90 per unit	2011/01/05	180,000,000	2010/07/05
23357	Macquarie Bank Ltd.	CC Bank European Warrants Jan 2011 B	0.257	7.50 per unit	2011/01/05	180,000,000	2010/07/05
23354	UBS AG	A50 China European Warrants Aug 2011	0.15	14.08	2011/08/29	200,000,000	2010/07/05
23352	UBS AG	HKEx European Put Warrants Mar 2011	0.15	128 per 100 units	2011/03/07	100,000,000	2010/07/05
23353	UBS AG	SHK Ppt European Warrants Aug 2011 A	0.15	117.60 per 100 units	2011/08/01	100,000,000	2010/07/05
22719 <sup>#</sup>	Credit Suisse AG	HSI European Warrants Sep 2010 A	0.117	20,700 per 8,000 units	2010/09/29	300,000,000	2010/07/05
23369	BOCI Asia Ltd.	China Coal European Warrants Jan 2011	0.15	12.5	2011/01/24	100,000,000	2010/07/06
23370	BOCI Asia Ltd.	CNBM European Warrants Mar 2011	0.25	13.88	2011/03/25	100,000,000	2010/07/06
23371	BOCI Asia Ltd.	Geely Auto European Warrants Feb 2011	0.4	3.50 per unit	2011/02/25	100,000,000	2010/07/06
23372	BOCI Asia Ltd.	Mongolia Energy European Warrants Jan 2011	0.4	3.80 per unit	2011/01/14	100,000,000	2010/07/06
23389	Credit Suisse AG	A50 China European Warrants Oct 2010 B	0.15	11.39	2010/10/11	300,000,000	2010/07/06
23375	J P Morgan SP BV	A50 China European Warrants Apr 2011 A	0.25	12.88	2011/04/28	300,000,000	2010/07/06
23384	KBC Fin Products Int'l Ltd.	BOCL Euro Put Wts Feb 2011	0.56	4.38 per unit	2011/02/08	80,000,000	2010/07/06
23388	KBC Fin Products Int'l Ltd.	Ch Mobile Eu Put Wt Feb 2011 C	0.25	92.88 per 100 units	2011/02/15	158,000,000	2010/07/06
23378	KBC Fin Products Int'l Ltd.	China Tel Eur Put Wts Mar 2011	0.25	3.58 per unit	2011/03/01	80,000,000	2010/07/06
23379	KBC Fin Products Int'l Ltd.	China Tel Eur Put Wts Apr 2011	0.54	4.08 per unit	2011/04/01	68,000,000	2010/07/06
23380	KBC Fin Products Int'l Ltd.	China Unicom Eur Put Wts Apr11	0.25	10.8	2011/04/15	80,000,000	2010/07/06
23365	KBC Fin Products Int'l Ltd.	CC Bank Euro Wts Jan 2011 C	0.25	7.68 per unit	2011/01/06	200,000,000	2010/07/06
23385	KBC Fin Products Int'l Ltd.	Ch COSCO European Warrants Sep11	0.15	9	2011/09/22	128,000,000	2010/07/06
23376	KBC Fin Products Int'l Ltd.	China Life Euro Wts Feb 2011 D	0.25	40.68	2011/02/01	268,000,000	2010/07/06
23386	KBC Fin Products Int'l Ltd.	China Life Eur Put Wt Feb 11A	0.41	37	2011/02/08	80,000,000	2010/07/06
23387	KBC Fin Products Int'l Ltd.	China Life Eur Put Wt Feb 11B	0.69	41	2011/02/18	80,000,000	2010/07/06

## Newly listed derivative warrants (continued)

Code	Issuer	Name of issue	Issue prices (HK\$)	Strike level/ Subscription price (HK\$) per 10 units	Subscription/ exercise period	Unit issued on initial listing	Listing date
23377	KBC Fin Products Int'l Ltd.	CNOOC Euro Put Wts Jan 2011 B	0.25	14.28	2011/01/06	100,000,000	2010/07/06
23381	KBC Fin Products Int'l Ltd.	HSBC Euro Put Wts Jan 2011 D	0.31	68	2011/01/06	108,000,000	2010/07/06
23382	KBC Fin Products Int'l Ltd.	Hutchison Eur Put Wts Mar 2011	1.11	60	2011/03/01	50,000,000	2010/07/06
23366	KBC Fin Products Int'l Ltd.	ICBC European Wts Jan 2011 C	0.25	7.38 per unit	2011/01/06	158,000,000	2010/07/06
23383	KBC Fin Products Int'l Ltd.	Tencent Holdings Eu Put Wt Apr 11	0.25	132.88 per 100 units	2011/04/06	188,000,000	2010/07/06
23358	Merrill Lynch Int'l & Co. C.V.	HSI European Warrants Oct10G	0.152	20,700 per 9,800 units	2010/10/28	200,000,000	2010/07/06
23359	Merrill Lynch Int'l & Co. C.V.	HSI European Warrants Nov10B	0.221	20,100 per 8,000 units	2010/11/29	200,000,000	2010/07/06
23360	Merrill Lynch Int'l & Co. C.V.	HSI European Warrants Nov10C	0.17	21,000 per 8,000 units	2010/11/29	200,000,000	2010/07/06
23362	Merrill Lynch Int'l & Co. C.V.	HSI European Warrants Nov10D	0.15	22,500 per 7,500 units	2010/11/29	200,000,000	2010/07/06
23367	Merrill Lynch Int'l & Co. C.V.	HSI European Warrants Nov10E	0.219	19,502 per 9,000 units	2010/11/29	200,000,000	2010/07/06
23363	Merrill Lynch Int'l & Co. C.V.	HSI European Warrants Dec10A	0.194	20,900 per 8,000 units	2010/12/30	200,000,000	2010/07/06
23364	Merrill Lynch Int'l & Co. C.V.	HSI European Warrants Dec10B	0.15	22,000 per 8,000 units	2010/12/30	200,000,000	2010/07/06
23368	Merrill Lynch Int'l & Co. C.V.	HSI European Warrants Dec10C	0.217	19,899 per 10,000 units	2010/12/30	200,000,000	2010/07/06
23373	SGA Societe Generale Acceptance N.V.	CITBK Euro Wt Jan 11	0.45	6.08 per unit	2011/01/26	100,000,000	2010/07/06
23374	SGA Societe Generale Acceptance N.V.	HSBC Eu Wt Nov 2010 C	0.49	80	2010/11/29	80,000,000	2010/07/06
22740*	Citigroup Global Mkt H Inc.	A50 China Euro Wts Oct 2010	0.088	11.38	2010/10/04	150,000,000	2010/07/06
17661*	Merrill Lynch Int'l & Co. C.V.	CK(H) European Wts Oct 2010	0.031	96.99 per 100 units	2010/10/25	350,000,000	2010/07/06
20751*	Merrill Lynch Int'l & Co. C.V.	HSI European Warrants Aug10C	0.039	21,500 per 7,500 units	2010/08/30	300,000,000	2010/07/06
17664*	Merrill Lynch Int'l & Co. C.V.	SHK Ppt Euro Wts Oct 2010	0.064	110.99 per 100 units	2010/10/18	180,000,000	2010/07/06
23406	Credit Suisse AG	China Coal European Warrants Nov 2010 B	0.15	10.88	2010/11/15	300,000,000	2010/07/07
23407	Credit Suisse	Yanzhou Coal European Warrants Dec 2010	0.15	17.5	2010/12/22	300,000,000	2010/07/07
23400	Citigroup Global Mkt H Inc.	CNOOC European Wts Jan 2011	0.25	13.68	2011/01/31	150,000,000	2010/07/07
23402	Citigroup Global Mkt H Inc.	A50 China Euro Wts Nov 2011	0.25	12.88	2011/11/28	180,000,000	2010/07/07
23401	Citigroup Global Mkt H Inc.	R&F Ppt European Wts Jun 2011	0.25	12.88	2011/06/27	100,000,000	2010/07/07
23403	Citigroup Global Mkt H Inc.	Yanzhou Coal European Wt Jun11A	0.25	18.88	2011/06/27	100,000,000	2010/07/07
23395	J P Morgan SP BV	Yanzhou Coal European Warrants Jan 2011	0.25	16	2011/01/07	150,000,000	2010/07/07
23408	KBC Fin Products Int'l Ltd.	BYD European Put Warrants May11	0.15	68 per 100 units	2011/05/12	80,000,000	2010/07/07
23409	KBC Fin Products Int'l Ltd.	CMB European Put Warrants Jan11	0.25	17	2011/01/31	80,000,000	2010/07/07
23410	KBC Fin Products Int'l Ltd.	CPIC European Warrants Jan 11	0.26	34	2011/01/18	108,000,000	2010/07/07
23411	KBC Fin Products Int'l Ltd.	CPIC European Warrants Feb 11	0.25	39.8	2011/02/18	108,000,000	2010/07/07
23412	KBC Fin Products Int'l Ltd.	Jiangxi Copper Eu Put Wt Feb11	0.25	14.8	2011/02/15	80,000,000	2010/07/07
23413	KBC Fin Products Int'l Ltd.	Zijin Mining Eu Put Wt Oct11	0.25	6.08	2011/10/18	80,000,000	2010/07/07
23404	Macquarie Bank Ltd.	China Coal European Warrants Jul 2011	0.25	11.5	2011/07/05	200,000,000	2010/07/07
23405	Macquarie Bank Ltd.	Fushan Energy European Warrants Jan 11	0.384	5.80 per unit	2011/01/10	88,000,000	2010/07/07
23396	Merrill Lynch Int'l & Co. C.V.	A50 China Eur Wt Oct 2010 B	0.15	11.37	2010/10/11	150,000,000	2010/07/07
23397	Merrill Lynch Int'l & Co. C.V.	A50 China Eur Wt Jun 2011 A	0.174	11.89	2011/06/07	150,000,000	2010/07/07
23398	Merrill Lynch Int'l & Co. C.V.	A50 China Eur Wt Jan 2012	0.26	12.89	2012/01/30	150,000,000	2010/07/07
23399	Merrill Lynch Int'l & Co. C.V.	A50 China Eur Wt Apr 2012 A	0.162	14.89	2012/04/30	150,000,000	2010/07/07
23390	Merrill Lynch Int'l & Co. C.V.	HSI European Put Wts Nov 10F	0.153	19,000 per 8,000 units	2010/11/29	200,000,000	2010/07/07
23391	Merrill Lynch Int'l & Co. C.V.	HSI European Put Wts Nov 10G	0.15	19,500 per 9,000 units	2010/11/29	200,000,000	2010/07/07
23392	Merrill Lynch Int'l & Co. C.V.	HSI European Put Wts Nov 10H	0.186	20,500 per 8,500 units	2010/11/29	200,000,000	2010/07/07
23393	Merrill Lynch Int'l & Co. C.V.	HSI European Put Wts Dec 10D	0.155	19,502 per 8,000 units	2010/12/30	200,000,000	2010/07/07
23394	Merrill Lynch Int'l & Co. C.V.	HSI European Put Wts Dec 10E	0.255	21,300 per 8,000 units	2010/12/30	200,000,000	2010/07/07

## Newly listed derivative warrants (continued)

Code	Issuer	Name of issue	Issue prices (HK\$)	Strike level/ Subscription price (HK\$) per 10 units	Subscription/ exercise period	Unit issued on initial listing	Listing date
10980	RB of Scotland N.V.	DJIA European Warrants Mar 2011 A	0.252	11,000 per 40,000 units	2011/03/18	100,000,000	2010/07/07
10984	RB of Scotland N.V.	DJIA European Put Warrants Mar 2011 B	0.252	9,000 per 40,000 units	2011/03/18	100,000,000	2010/07/07
23426	Citigroup Global Mkt H Inc.	China Coal European Wts Jun 11	0.25	10.68	2011/06/09	100,000,000	2010/07/08
23427	Citigroup Global Mkt H Inc.	A50 China Euro Wts Feb 2011	0.15	11.02	2011/02/08	180,000,000	2010/07/08
23415	J P Morgan SP BV	A50 China European Warrants Mar 2011	0.25	11.38	2011/03/15	300,000,000	2010/07/08
23429	KBC Fin Products Int'l Ltd.	BEA European Warrants Mar 2011	0.34	28	2011/03/01	58,000,000	2010/07/08
23430	KBC Fin Products Int'l Ltd.	BOC HK European Wts Mar 2011	0.25	18.88	2011/03/01	58,000,000	2010/07/08
23414	Macquarie Bank Ltd.	BOCL European Put Warrants Jan 2011	0.253	3.60 per unit	2011/01/10	100,000,000	2010/07/08
23422	Merrill Lynch Int'l & Co. C.V.	CK(H) European Wts Jul 2011	0.56	103.99	2011/07/11	150,000,000	2010/07/08
23421	Merrill Lynch Int'l & Co. C.V.	Hutchison Euro Wts Jan 2011	0.375	49.99	2011/01/31	150,000,000	2010/07/08
23416	Merrill Lynch Int'l & Co. C.V.	Tencent European Wts Dec10A	0.155	127.99 per 100 units	2010/12/20	150,000,000	2010/07/08
23417	Merrill Lynch Int'l & Co. C.V.	Tencent European Wts Dec10B	0.194	119.99 per 100 units	2010/12/28	150,000,000	2010/07/08
23418	Merrill Lynch Int'l & Co. C.V.	Tencent European Wts Jan 11	0.152	137.99 per 100 units	2011/01/11	150,000,000	2010/07/08
23419	Merrill Lynch Int'l & Co. C.V.	Tencent European Wts Mar 11	0.26	147.99 per 100 units	2011/03/31	150,000,000	2010/07/08
23420	Merrill Lynch Int'l & Co. C.V.	Tencent European Wts Apr 11	0.255	157.99 per 100 units	2011/04/26	150,000,000	2010/07/08
23423	Merrill Lynch Int'l & Co. C.V.	Tencent Euro Put Wts Feb11	0.162	119.79 per 100 units	2011/02/07	150,000,000	2010/07/08
23424	Merrill Lynch Int'l & Co. C.V.	Tencent Euro Put Wts Mar11	0.26	131.99 per 100 units	2011/03/28	150,000,000	2010/07/08
23425	Merrill Lynch Int'l & Co. C.V.	Tencent Euro Put Wts Jul11	0.158	109.99 per 100 units	2011/07/04	150,000,000	2010/07/08
23431	RB of Scotland N.V.	Tencent European Put Warrants Jan 2011	0.15	119.88 per 100 units	2011/01/25	250,000,000	2010/07/08
23428	UBS AG	Yanzhou Coal European Wts Dec 2010	0.15	17.5	2010/12/22	100,000,000	2010/07/08
18033 <sup>#</sup>	Merrill Lynch Int'l & Co. C.V.	HSBC Euro Wts Sep 2010	0.015	78.64 per 93 units	2010/09/17	700,000,000	2010/07/08
20322 <sup>#</sup>	Merrill Lynch Int'l & Co. C.V.	ICBC European Wts Dec 2010C	0.021	6.39	2010/12/14	700,000,000	2010/07/08
23432	Barclays Bank plc	China Life European Warrants Mar 2011 A	0.25	38.38	2011/03/07	100,000,000	2010/07/09
23433	Barclays Bank plc	R&F Ppt European Warrants Jan 2011	0.16	10.28	2011/01/31	100,000,000	2010/07/09
23439	Barclays Bank plc	HKEx European Put Warrants May 2011	0.15	116.88 per 100 units	2011/05/16	150,000,000	2010/07/09
23434	Barclays Bank plc	HSBC European Warrants Dec 2010	0.27	83.88	2010/12/20	150,000,000	2010/07/09
23440	Barclays Bank plc	HSBC European Put Warrants Dec 2011	0.16	76.88 per 100 units	2011/12/12	150,000,000	2010/07/09
23435	Barclays Bank plc	Jiangxi Copper European Warrants Mar 11A	0.25	16.28	2011/03/07	100,000,000	2010/07/09
23436	Barclays Bank plc	PetroChina European Warrants Nov 2011	0.15	9.98	2011/11/14	150,000,000	2010/07/09
23437	Barclays Bank plc	Tencent Holdings European Warrants Jan 11	0.17	133.80 per 100 units	2011/01/20	150,000,000	2010/07/09
23441	Barclays Bank plc	Tencent Holdings European Put Wts Feb 11	0.15	119.80 per 100 units	2011/02/01	150,000,000	2010/07/09
23438	Barclays Bank plc	Yanzhou Coal European Warrants Mar 2011	0.25	16.88	2011/03/21	100,000,000	2010/07/09
23442	BNP Paribas Arbit Issu B.V.	HSI European Wts Dec 2010 E	0.18	20,800 per 8,000 units	2010/12/30	100,000,000	2010/07/09
23443	BNP Paribas Arbit Issu B.V.	HSI Euro Put Wts Nov 2010 D	0.18	20,200 per 10,000 units	2010/11/29	100,000,000	2010/07/09
23444	HK Bank	Angang Steel European Warrants Jun 2011 A	0.25	10.88	2011/06/29	100,000,000	2010/07/09
23445	HK Bank	China Life European Warrants Jan 2011	0.25	37.38	2011/01/10	100,000,000	2010/07/09
23446	HK Bank	Jiangxi Copper European Warrants Jan 2011	0.25	16	2011/01/10	100,000,000	2010/07/09
23447	HK Bank	Yanzhou Coal European Warrants Feb 2011	0.25	17.18	2011/02/18	100,000,000	2010/07/09
23448	CC Rabobank B.A.	Jiangxi Copper European Warrants Jan 2011	0.25	17	2011/01/10	120,000,000	2010/07/09
23449	CC Rabobank B.A.	Lenovo European Warrants Dec 2010	0.38	5.09 per unit	2010/12/13	150,000,000	2010/07/09
21350 <sup>#</sup>	Deutsche Bank AG	HSBC European Warrants Jun 2011	0.06	75 per 100 units	2011/06/27	300,000,000	2010/07/09
21891 <sup>#</sup>	UBS AG	HSI European Warrants Sep 2010 D	0.059	21,000 per 9,000 units	2010/09/29	200,000,000	2010/07/09
10981	Deutsche Bank AG	GBP/USD European Warrants Jan 2011	0.32	1.59 per 1 units	2011/01/24	50,000,000	2010/07/12

## Newly listed derivative warrants (continued)

Code	Issuer	Name of issue	Issue prices (HK\$)	Strike level/ Subscription price (HK\$) per 10 units	Subscription/ exercise period	Unit issued on initial listing	Listing date
10985	Deutsche Bank AG	GBP/USD European Put Warrants Jan 2011	0.31	1.42 per 1 units	2011/01/24	50,000,000	2010/07/12
23462	Macquarie Bank Ltd.	China COSCO European Warrants Sep 2011	0.15	9	2011/09/29	200,000,000	2010/07/12
23451	Merrill Lynch Int'l & Co. C.V.	HSBC Euro Wts Mar 2011 A	0.305	86.99	2011/03/28	200,000,000	2010/07/12
23452	Merrill Lynch Int'l & Co. C.V.	HSBC Euro Put Wt Oct 2011	0.192	81.99 per 100 units	2011/10/17	150,000,000	2010/07/12
23453	Merrill Lynch Int'l & Co. C.V.	HSBC Euro Put Wt Dec 2011	0.171	76.89 per 100 units	2011/12/12	150,000,000	2010/07/12
23450	Merrill Lynch Int'l & Co. C.V.	HSBC Euro Wts Jan 2011 B	0.35	81.99	2011/01/28	200,000,000	2010/07/12
23454	Merrill Lynch Int'l & Co. C.V.	SHK Ppt Euro Wts Aug 2011	0.151	117.50 per 100 units	2011/08/01	150,000,000	2010/07/12
23455	Merrill Lynch Int'l & Co. C.V.	SHK Ppt Euro Wts Dec 2011	0.25	99.99 per 100 units	2011/12/12	150,000,000	2010/07/12
23456	Merrill Lynch Int'l & Co. C.V.	SHK Ppt Euro Wts Sep 2012	0.25	109.99 per 100 units	2012/09/11	150,000,000	2010/07/12
23457	CC Rabobank B.A.	China Tel European Warrants Nov 2010	0.22	4.29 per unit	2010/11/15	100,000,000	2010/07/12
23461	CC Rabobank B.A.	ChiUnicom European Warrants Oct 2011	0.25	11.8	2011/10/28	150,000,000	2010/07/12
23459	CC Rabobank B.A.	China Shenhua European Warrants Jan 2011	0.25	32.4	2011/01/28	100,000,000	2010/07/12
23460	CC Rabobank B.A.	R&F Ppt European Warrants May 2011	0.15	11.38	2011/05/19	120,000,000	2010/07/12
23458	CC Rabobank B.A.	Sh Petrochem European Warrants Jan 2011	0.35	3.48 per unit	2011/01/21	100,000,000	2010/07/12
23465	RB of Scotland N.V.	A50 China European Warrants Feb 2011	0.15	11.02	2011/02/14	250,000,000	2010/07/12
23463	RB of Scotland N.V.	HSI European Warrants Nov 2010 E	0.152	20,000 per 8,000 units	2010/11/29	250,000,000	2010/07/12
23464	RB of Scotland N.V.	HSI European Put Warrants Oct 2010 B	0.178	20,000 per 8,000 units	2010/10/28	250,000,000	2010/07/12
22296*	UBS AG	HSI European Warrants Sep 2010 G	0.057	20,600 per 10,000 units	2010/09/29	300,000,000	2010/07/12
23492	BOCI Asia Ltd.	CITBK European Warrants Jan 2011	0.35	5.80 per unit	2011/01/28	100,000,000	2010/07/13
23493	BOCI Asia Ltd.	R&F Ppt European Warrants May 2011	0.15	11.38	2011/05/19	100,000,000	2010/07/13
23494	BOCI Asia Ltd.	Tencent Holdings European Put Warrants Jul11	0.15	108 per 100 units	2011/07/04	100,000,000	2010/07/13
23502	BNP Paribas Arbit Issu B.V.	BOCL European Wts Mar 2011	0.26	4.68 per unit	2011/03/07	100,000,000	2010/07/13
23503	BNP Paribas Arbit Issu B.V.	China Life Euro Wts Feb 2011 B	0.27	37.68	2011/02/14	100,000,000	2010/07/13
23466	Citigroup Global Mkt H Inc.	Angang Steel European Wt Jul11	0.25	10.38	2011/07/04	120,000,000	2010/07/13
23467	Citigroup Global Mkt H Inc.	Nine Dragons Euro Wts Jul 2011	0.25	13.88	2011/07/25	120,000,000	2010/07/13
23484	HK Bank	Sinopec Corp European Warrants Jan 2011	0.25	6.88 per unit	2011/01/13	120,000,000	2010/07/13
23486	HK Bank	Esprit European Warrants Jan 2011	0.25	48.88	2011/01/13	120,000,000	2010/07/13
23487	HK Bank	ICBC European Warrants Dec 2010	0.17	6.18 per unit	2010/12/16	120,000,000	2010/07/13
23485	HK Bank	PetroChina European Warrants Nov 2010 B	0.42	9.01 per unit	2010/11/24	120,000,000	2010/07/13
23488	J P Morgan SP BV	CM Bank European Warrants Jan 2011	0.25	18.88	2011/01/13	150,000,000	2010/07/13
23489	J P Morgan SP BV	ICBC European Warrants Jan 2011 A	0.28	6 per unit	2011/01/13	100,000,000	2010/07/13
23490	J P Morgan SP BV	ICBC European Warrants Jan 2011 B	0.25	6.50 per unit	2011/01/13	100,000,000	2010/07/13
23491	J P Morgan SP BV	Lenovo European Warrants Jan 2011	0.33	4.68 per unit	2011/01/13	100,000,000	2010/07/13
23471	Macquarie Bank Ltd.	China Tel European Warrants Feb 2011	0.253	4.28 per unit	2011/02/02	200,000,000	2010/07/13
23472	Macquarie Bank Ltd.	Dongfeng Motor European Wts Jun 2011	0.25	9	2011/06/29	150,000,000	2010/07/13
23470	Macquarie Bank Ltd.	A50 China European Warrants Jun 2011 A	0.15	11.88	2011/06/03	300,000,000	2010/07/13
23469	Macquarie Bank Ltd.	HSBC European Warrants Feb 2011 A	0.394	78	2011/02/02	200,000,000	2010/07/13
23473	Macquarie Bank Ltd.	HSBC European Put Warrants Feb 2011	0.353	63	2011/02/02	200,000,000	2010/07/13
23474	Macquarie Bank Ltd.	HSBC European Put Warrants Dec 2011	0.162	76.88 per 100 units	2011/12/12	200,000,000	2010/07/13
23468	Macquarie Bank Ltd.	HSCEI European Warrants Jan 2011	0.25	11,200 per 6,000 units	2011/01/28	200,000,000	2010/07/13
23475	Merrill Lynch Int'l & Co. C.V.	Sinopec Eu Put Wts Feb2011D	0.465	5.59 per unit	2011/02/18	150,000,000	2010/07/13
23477	Merrill Lynch Int'l & Co. C.V.	HKEx Euro Wts Jul 2011 A	0.26	111.99 per 100 units	2011/07/19	150,000,000	2010/07/13
23478	Merrill Lynch Int'l & Co. C.V.	HKEx Euro Wts Oct 2011	0.25	123.99 per 100 units	2011/10/31	150,000,000	2010/07/13



## Newly listed derivative warrants (continued)

Code	Issuer	Name of issue	Issue prices (HK\$)	Strike level/ Subscription price (HK\$) per 10 units	Subscription/ exercise period	Unit issued on initial listing	Listing date
23479	Merrill Lynch Int'l & Co. C.V.	HKEx Euro Wts Dec 2011	0.25	127.99 per 100 units	2011/12/12	150,000,000	2010/07/13
23480	Merrill Lynch Int'l & Co. C.V.	HKEx Eur Put Wts May 2011 A	0.17	116.89 per 100 units	2011/05/09	150,000,000	2010/07/13
23481	Merrill Lynch Int'l & Co. C.V.	HKEx Eur Put Wts Oct 2011	0.25	109.99 per 100 units	2011/10/24	150,000,000	2010/07/13
23476	Merrill Lynch Int'l & Co. C.V.	HKEx Euro Wts Jun 2011 B	0.197	117.99 per 100 units	2011/06/28	200,000,000	2010/07/13
23482	Merrill Lynch Int'l & Co. C.V.	PetroChina Eu Wt May 2011	0.152	8.89	2011/05/09	150,000,000	2010/07/13
23483	Merrill Lynch Int'l & Co. C.V.	PetroChina Eu Wt May 2012	0.255	8.49	2012/05/04	150,000,000	2010/07/13
23498	CC Rabobank B.A.	China Coal European Warrants Feb 2011	0.15	10.38	2011/02/28	100,000,000	2010/07/13
23497	CC Rabobank B.A.	WISE CSI European Warrants Jan 2011	0.25	32	2011/01/28	100,000,000	2010/07/13
23499	CC Rabobank B.A.	Geely Auto European Warrants Jan 2011	0.36	2.75 per unit	2011/01/17	100,000,000	2010/07/13
23501	CC Rabobank B.A.	Skyworth Digital European Warrants Jan 12	0.25	5.6	2012/01/30	300,000,000	2010/07/13
23500	CC Rabobank B.A.	Yanzhou Coal European Warrants Dec 2010	0.15	17.5	2010/12/23	150,000,000	2010/07/13
23495	UBS AG	China Tel European Warrants Jan 2011	0.25	4.28 per unit	2011/01/24	100,000,000	2010/07/13
23496	UBS AG	China Unicom European Warrants Aug 2011	0.175	10.5	2011/08/16	100,000,000	2010/07/13
23524	BNP Paribas Arbit Issu B.V.	Ch Shenhua Euro Wts Mar 2011	0.28	33.88	2011/03/07	80,000,000	2010/07/14
23518	BNP Paribas Arbit Issu B.V.	A50 China Euro Wts Jul 2011	0.25	10.68	2011/07/04	100,000,000	2010/07/14
23525	BNP Paribas Arbit Issu B.V.	Yanzhou Coal Euro Wts Apr 2011	0.25	17.68	2011/04/04	100,000,000	2010/07/14
23526	BNP Paribas Arbit Issu B.V.	Zijin Mining Euro Wts Jun 2012	0.15	6.39	2012/06/04	100,000,000	2010/07/14
23531	Credit Suisse AG	China COSCO European Warrants Oct 2011	0.15	9	2011/10/24	300,000,000	2010/07/14
23527	Credit Suisse AG	HSI European Warrants Nov 2010 C	0.15	19,000 per 9,000 units	2010/11/29	315,000,000	2010/07/14
23528	Credit Suisse AG	HSI European Warrants Nov 2010 D	0.15	19,600 per 9,000 units	2010/11/29	315,000,000	2010/07/14
23529	Credit Suisse AG	HSI European Warrants Nov 2010 E	0.15	20,100 per 8,000 units	2010/11/29	320,000,000	2010/07/14
23530	Credit Suisse AG	Sinopharm European Warrants Dec 2010	0.15	33.88	2010/12/20	300,000,000	2010/07/14
23519	Citigroup Global Mkt H Inc.	A50 China Euro Wts Apr 2011	0.15	12.88	2011/04/28	180,000,000	2010/07/14
23522	Macquarie Bank Ltd.	BYD European Warrants Jun 2011 B	0.15	70 per 100 units	2011/06/03	200,000,000	2010/07/14
23520	Macquarie Bank Ltd.	HSI European Warrants Dec 2010 A	0.24	20,400 per 6,500 units	2010/12/30	200,000,000	2010/07/14
23521	Macquarie Bank Ltd.	HSI European Warrants Dec 2010 B	0.15	21,200 per 8,000 units	2010/12/30	200,000,000	2010/07/14
23523	Macquarie Bank Ltd.	HSI European Put Warrants Nov 2010 B	0.217	20,500 per 8,500 units	2010/11/29	200,000,000	2010/07/14
23504	Merrill Lynch Int'l & Co. C.V.	Ch Mobile Eur Wt Dec 2010	0.285	83.99	2010/12/30	200,000,000	2010/07/14
23505	Merrill Lynch Int'l & Co. C.V.	Ch Mobile Eur Wt Jan 2011 A	0.45	80.99	2011/01/31	200,000,000	2010/07/14
23506	Merrill Lynch Int'l & Co. C.V.	Ch Mobile Eur Wt Dec 2011	0.153	73.89 per 100 units	2011/12/05	200,000,000	2010/07/14
23510	Merrill Lynch Int'l & Co. C.V.	Ch Mobile Eu Put Wt Dec 10	0.255	67.59	2010/12/13	150,000,000	2010/07/14
23511	Merrill Lynch Int'l & Co. C.V.	Ch Mobile Eu Put Wt Dec 11A	0.164	79.99 per 100 units	2011/12/21	150,000,000	2010/07/14
23507	Merrill Lynch Int'l & Co. C.V.	CNOOC European Wts Jun 11A	0.202	13.19	2011/06/27	150,000,000	2010/07/14
23508	Merrill Lynch Int'l & Co. C.V.	CNOOC European Wts Jun 11B	0.163	14.99	2011/06/28	150,000,000	2010/07/14
23512	Merrill Lynch Int'l & Co. C.V.	CNOOC Euro Put Wts Jun2011D	0.255	13.19	2011/06/13	150,000,000	2010/07/14
23513	Merrill Lynch Int'l & Co. C.V.	CNOOC Euro Put Wts Oct 2011	0.255	11.99	2011/10/10	150,000,000	2010/07/14
23514	Merrill Lynch Int'l & Co. C.V.	HSI European Put Wts Dec 10G	0.15	18,400 per 9,000 units	2010/12/30	200,000,000	2010/07/14
23509	Merrill Lynch Int'l & Co. C.V.	PetroChina Eu Put Wt Jun 11	0.152	8.58	2011/06/13	150,000,000	2010/07/14
23515	SGA Societe Generale Acceptance N.V.	BOCL Eu Wt Nov 2010 D	0.37	3.88 per unit	2010/11/08	80,000,000	2010/07/14
23516	SGA Societe Generale Acceptance N.V.	BOCL Eu Wt Dec 2010 A	0.22	4.38 per unit	2010/12/20	80,000,000	2010/07/14
23517	SGA Societe Generale Acceptance N.V.	BOCL Eu Wt Dec 2010 B	0.37	3.98 per unit	2010/12/29	80,000,000	2010/07/14
23534	Deutsche Bank AG	A50 China European Warrants Jan 2011	0.17	10.88	2011/01/31	300,000,000	2010/07/15
23535	Deutsche Bank AG	PetroChina European Put Wts Jun 2011	0.15	8.58	2011/06/20	150,000,000	2010/07/15

## Newly listed derivative warrants (continued)

Code	Issuer	Name of issue	Issue prices (HK\$)	Strike level/ Subscription price (HK\$) per 10 units	Subscription/ exercise period	Unit issued on initial listing	Listing date
23532	Goldman Sachs SP (Asia)	HSI European Warrants Dec 2010 B	0.154	20,600 per 8,000 units	2010/12/30	200,000,000	2010/07/15
23533	Goldman Sachs SP (Asia)	HSI European Warrants Dec 2010 C	0.151	21,200 per 8,000 units	2010/12/30	200,000,000	2010/07/15
23537	Goldman Sachs SP (Asia)	HSI European Put Wts Dec 2010 D	0.163	19,000 per 8,000 units	2010/12/30	200,000,000	2010/07/15
23536	KBC Fin Products Int'l Ltd.	Ch Mobile Euro Wt Jan 2011	0.49	78.88	2011/01/18	98,000,000	2010/07/15
23549	Barclays Bank plc	Agricultural Bank European Wts Feb 2011	0.26	3.80 per unit	2011/02/28	100,000,000	2010/07/16
23550	Barclays Bank plc	Agricultural Bank European Wts Jul 2011A	0.31	4.08 per unit	2011/07/11	100,000,000	2010/07/16
23552	Barclays Bank plc	China Overseas European Wts Feb 2011	0.17	16	2011/02/21	100,000,000	2010/07/16
23553	Barclays Bank plc	China Telecom European Warrants Jan 2011	0.33	4.28 per unit	2011/01/31	100,000,000	2010/07/16
23551	Barclays Bank plc	China Coal European Warrants Jul 2011	0.16	11.5	2011/07/11	100,000,000	2010/07/16
23539	BOCI Asia Ltd.	China Mobile European Warrants Jan 2011	0.25	88.8	2011/01/28	100,000,000	2010/07/16
23540	BOCI Asia Ltd.	China Railway European Warrants Feb 2011	0.335	6.88 per unit	2011/02/25	100,000,000	2010/07/16
23541	BOCI Asia Ltd.	HSBC European Warrants Jan 2011	0.165	88	2011/01/06	100,000,000	2010/07/16
23572	Credit Suisse AG	Agricultural Bank European Wts Feb 2011 A	0.25	3.928 per unit	2011/02/14	300,000,000	2010/07/16
23576	Credit Suisse AG	Agricultural Bank European Wts Jul 2015	0.25	2.8	2015/07/15	300,000,000	2010/07/16
23570	Credit Suisse AG	Agricultural Bank European Wts Jan 2011 A	0.25	3.198 per unit	2011/01/17	300,000,000	2010/07/16
23571	Credit Suisse AG	Agricultural Bank European Wts Jan 2011 B	0.25	3.68 per unit	2011/01/24	300,000,000	2010/07/16
23560	Citigroup Global Mkt H Inc.	Agricultural Bk Eu Wt Jan 11 A	0.25	3.68 per unit	2011/01/18	100,000,000	2010/07/16
23561	Citigroup Global Mkt H Inc.	Agricultural Bk Eu Wt Jan 11 B	0.25	5 per unit	2011/01/18	100,000,000	2010/07/16
23548	Citigroup Global Mkt H Inc.	BYD European Warrants Dec 2011	0.25	51.88 per 100 units	2011/12/05	180,000,000	2010/07/16
23542	Citigroup Global Mkt H Inc.	CITIC Bank Euro Wts Mar 2011	0.25	6.28 per unit	2011/03/29	100,000,000	2010/07/16
23544	Citigroup Global Mkt H Inc.	Fushan Energy Euro Wt Jan 2011	0.25	6.28 per unit	2011/01/18	80,000,000	2010/07/16
23545	Citigroup Global Mkt H Inc.	Tracker Fund Euro Wts Mar 2011	0.25	22	2011/03/28	80,000,000	2010/07/16
23543	Citigroup Global Mkt H Inc.	Yurun Food Euro Wts Jan 2011	0.25	26.88	2011/01/18	80,000,000	2010/07/16
23559	KBC Fin Products Int'l Ltd.	Agricultural Bk Eu Wt Mar 11A	0.25	4.68 per unit	2011/03/01	188,000,000	2010/07/16
23554	KBC Fin Products Int'l Ltd.	Agricultural Bk Eu Wt Jan 11 A	0.61	2.98 per unit	2011/01/17	128,000,000	2010/07/16
23555	KBC Fin Products Int'l Ltd.	Agricultural Bk Eu Wt Jan 11 B	0.47	3.38 per unit	2011/01/17	188,000,000	2010/07/16
23556	KBC Fin Products Int'l Ltd.	Agricultural Bk Eu Wt Jan 11 C	0.39	3.68 per unit	2011/01/17	208,000,000	2010/07/16
23557	KBC Fin Products Int'l Ltd.	Agricultural Bk Eu Wt Jan 11 D	0.25	4.08 per unit	2011/01/17	208,000,000	2010/07/16
23558	KBC Fin Products Int'l Ltd.	Agricultural Bk Eu Wt Jan 11 E	0.25	4.38 per unit	2011/01/17	208,000,000	2010/07/16
23562	KBC Fin Products Int'l Ltd.	Agricultural Eu Put Wt Jan 11F	0.39	2.98 per unit	2011/01/17	158,000,000	2010/07/16
23563	KBC Fin Products Int'l Ltd.	Agricultural Eu Put Wt Jan 11G	0.61	3.38 per unit	2011/01/17	158,000,000	2010/07/16
23564	Macquarie Bank Ltd.	Tencent European Warrants Mar 2011	0.251	160 per 100 units	2011/03/02	300,000,000	2010/07/16
23546	CC Rabobank B.A.	Evergrande European Warrants Jan 2011	0.25	3 per unit	2011/01/28	100,000,000	2010/07/16
23547	CC Rabobank B.A.	Nine Dragons European Warrants Jun 2011	0.25	12.6	2011/06/29	150,000,000	2010/07/16
23565	SGA Societe Generale Acceptance N.V.	AGBK Eu Wt Jan 2011 A	0.58	2.88 per unit	2011/01/17	200,000,000	2010/07/16
23566	SGA Societe Generale Acceptance N.V.	AGBK Eu Wt Jan 2011 B	0.48	3.08 per unit	2011/01/17	200,000,000	2010/07/16
23567	SGA Societe Generale Acceptance N.V.	AGBK Eu Wt Jan 2011 C	0.39	3.28 per unit	2011/01/17	200,000,000	2010/07/16
23568	SGA Societe Generale Acceptance N.V.	AGBK Eu Wt Jan 2011 D	0.31	3.48 per unit	2011/01/17	200,000,000	2010/07/16
23569	SGA Societe Generale Acceptance N.V.	AGBK Eu Wt Jan 2011 E	0.25	3.68 per unit	2011/01/17	200,000,000	2010/07/16
23538	SGA Societe Generale Acceptance N.V.	HSBC Eu Wt Nov 2010 D	0.19	82.88	2010/11/22	100,000,000	2010/07/16
23575	UBS AG	Agricultural Bank European Warrants Jul 2015 A	0.25	2.58	2015/07/15	200,000,000	2010/07/16
23573	UBS AG	Agricultural Bank European Warrants Jan 2011 A	0.38	3.48 per unit	2011/01/24	80,000,000	2010/07/16
23574	UBS AG	Agricultural Bank European Warrants Jan 2011 B	0.25	3.98 per unit	2011/01/17	80,000,000	2010/07/16

## Newly listed derivative warrants (continued)

Code	Issuer	Name of issue	Issue prices (HK\$)	Strike level/ Subscription price (HK\$) per 10 units	Subscription/ exercise period	Unit issued on initial listing	Listing date
22875*	Deutsche Bank AG	China Life European Warrants Oct 2010 B	0.123	36	2010/10/11	500,000,000	2010/07/16
23586	Credit Suisse AG	CPIC European Warrants Nov 2010 B	0.15	33.88	2010/11/15	300,000,000	2010/07/19
23579	Credit Suisse AG	A50 China European Warrants Apr 2011 A	0.15	12.88	2011/04/26	400,000,000	2010/07/19
23585	Credit Suisse AG	HKEx European Warrants Jul 2011 A	0.15	133.88 per 100 units	2011/07/18	300,000,000	2010/07/19
23589	Credit Suisse AG	HKEx European Put Warrants Jul 2011	0.23	135 per 100 units	2011/07/18	300,000,000	2010/07/19
23587	Deutsche Bank AG	CNOOC European Warrants Apr 2011 A	0.25	13.5	2011/04/04	200,000,000	2010/07/19
23588	Deutsche Bank AG	ICBC European Warrants Dec 2010 B	0.45	6 per unit	2010/12/28	150,000,000	2010/07/19
23590	Deutsche Bank AG	Tencent Holdings European Put Wt Apr 2011	0.25	130 per 100 units	2011/04/04	200,000,000	2010/07/19
23580	SGA Societe Generale Acceptance N.V.	AGBK Eu Wt. Jan 2011 F	0.25	3.88 per unit	2011/01/19	200,000,000	2010/07/19
23581	UBS AG	Agricultural Bank European Warrants Jan 2011 C	0.27	3.18 per unit	2011/01/19	100,000,000	2010/07/19
23582	UBS AG	Agricultural Bank European Warrants Jan 2011 D	0.25	3.78 per unit	2011/01/31	100,000,000	2010/07/19
23583	UBS AG	Agricultural Bank European Warrants Jul 2015 B	0.25	2.98	2015/07/15	300,000,000	2010/07/19
23577	UBS AG	CC Bank European Warrants Nov 2010 B	0.195	7 per unit	2010/11/29	100,000,000	2010/07/19
23584	UBS AG	CPIC European Warrants Nov 2010	0.15	33.88	2010/11/15	100,000,000	2010/07/19
23578	UBS AG	ICBC European Warrants Nov 2010 B	0.185	6.38 per unit	2010/11/22	100,000,000	2010/07/19
23609	Credit Suisse AG	HSI European Put Warrants Nov 2010 F	0.15	19,600 per 8,000 units	2010/11/29	320,000,000	2010/07/20
23606	Deutsche Bank AG	CC Bank European Warrants Jan 2011 A	0.26	7.50 per unit	2011/01/03	200,000,000	2010/07/20
23605	Deutsche Bank AG	CITIC Bank European Warrants Dec 2010	0.43	5.88 per unit	2010/12/28	150,000,000	2010/07/20
23607	Deutsche Bank AG	CM Bank European Warrants Dec 2010	0.15	22	2010/12/28	200,000,000	2010/07/20
23608	Deutsche Bank AG	HSI European Put Warrants Oct 2010 D	0.15	20,000 per 8,000 units	2010/10/28	300,000,000	2010/07/20
23591	HK Bank	China Overseas European Warrants Mar 2011	0.25	17.68	2011/03/22	80,000,000	2010/07/20
23592	HK Bank	R&F Ppt European Warrants Jun 2011	0.25	12.28	2011/06/22	80,000,000	2010/07/20
23593	HK Bank	Shimao Ppt European Warrants Mar 2011	0.25	15.18	2011/03/22	80,000,000	2010/07/20
23594	Macquarie Bank Ltd.	BOCL European Warrants Nov 2010	0.183	4.38 per unit	2010/11/29	128,000,000	2010/07/20
23595	CC Rabobank B.A.	Ch Mobile European Warrants Jan 2011 A	0.4	86	2011/01/28	100,000,000	2010/07/20
23600	CC Rabobank B.A.	A50 China European Warrants Feb 2011	0.18	11.02	2011/02/07	180,000,000	2010/07/20
23601	CC Rabobank B.A.	A50 China European Warrants Nov 2011 A	0.16	12.88	2011/11/21	180,000,000	2010/07/20
23602	CC Rabobank B.A.	A50 China European Put Warrants Jan 2011B	0.65	10.80 per unit	2011/01/28	100,000,000	2010/07/20
23603	CC Rabobank B.A.	A50 China European Put Warrants Jan 2012	0.25	12	2012/01/30	150,000,000	2010/07/20
23596	CC Rabobank B.A.	HSBC European Warrants Jan 2011 A	0.63	74	2011/01/28	100,000,000	2010/07/20
23597	CC Rabobank B.A.	HSBC European Warrants Feb 2011	0.52	78	2011/02/25	100,000,000	2010/07/20
23598	CC Rabobank B.A.	ICBC European Warrants Dec 2010 D	0.36	6.18 per unit	2010/12/16	150,000,000	2010/07/20
23599	CC Rabobank B.A.	Poly HK Inv European Warrants Apr 2011 B	0.25	8.6	2011/04/28	180,000,000	2010/07/20
23604	UBS AG	HKEx European Put Warrants Jun 2011 D	0.25	133.88 per 100 units	2011/06/20	200,000,000	2010/07/20
23656	BNP Paribas Arbit Issu B.V.	HSI European Wts Jan 2011	0.25	20,200 per 8,800 units	2011/01/28	100,000,000	2010/07/21
23660	BNP Paribas Arbit Issu B.V.	HSI Euro Put Wts Jan 2011	0.25	20,400 per 9,000 units	2011/01/28	100,000,000	2010/07/21
23657	BNP Paribas Arbit Issu B.V.	HSI Euro Put Wts Feb 2011 A	0.26	19,800 per 8,000 units	2011/02/25	100,000,000	2010/07/21
23650	Deutsche Bank AG	BOCL European Warrants Mar 2011	0.45	4.28 per unit	2011/03/21	150,000,000	2010/07/21
23651	Deutsche Bank AG	BOCL European Warrants Apr 2011 A	0.28	4.68 per unit	2011/04/04	150,000,000	2010/07/21
23652	Deutsche Bank AG	Sinopec Corp European Warrants Nov 2010	0.47	6.38 per unit	2010/11/22	150,000,000	2010/07/21
23653	Deutsche Bank AG	Sinopec Corp European Warrants Dec 2010 B	0.33	6.98 per unit	2010/12/20	150,000,000	2010/07/21
23654	Deutsche Bank AG	A50 China European Warrants Apr 2011	0.17	12.88	2011/04/26	200,000,000	2010/07/21
23655	Deutsche Bank AG	A50 China European Warrants Jun 2011 B	0.16	13.88	2011/06/27	200,000,000	2010/07/21

## Newly listed derivative warrants (continued)

Code	Issuer	Name of issue	Issue prices (HK\$)	Strike level/ Subscription price (HK\$) per 10 units	Subscription/ exercise period	Unit issued on initial listing	Listing date
23647	Macquarie Bank Ltd.	A50 China European Warrants Apr 2011	0.15	12.88	2011/04/26	250,000,000	2010/07/21
23648	Macquarie Bank Ltd.	A50 China European Warrants Jun 2011 B	0.15	13.88	2011/06/29	250,000,000	2010/07/21
23610	Merrill Lynch Int'l & Co. C.V.	China Life Eu Wt Feb 2011 A	0.295	34.99	2011/02/14	150,000,000	2010/07/21
23611	Merrill Lynch Int'l & Co. C.V.	China Life Eu Wt Feb 2011 B	0.204	38.39	2011/02/28	150,000,000	2010/07/21
23617	Merrill Lynch Int'l & Co. C.V.	Ch Life Eur Put Wt Feb 2011	0.26	31.99	2011/02/15	150,000,000	2010/07/21
23612	Merrill Lynch Int'l & Co. C.V.	Ch Shenhua Eur Wts Mar 2011	0.405	28.99	2011/03/14	150,000,000	2010/07/21
23613	Merrill Lynch Int'l & Co. C.V.	Ch Shenhua Eur Wts Sep 2011	0.355	33.39	2011/09/12	150,000,000	2010/07/21
23616	Merrill Lynch Int'l & Co. C.V.	ICBC European Wts Dec 2012	0.157	5.09	2012/12/10	150,000,000	2010/07/21
23618	Merrill Lynch Int'l & Co. C.V.	ICBC European Put Wts Jan11	0.395	5.49 per unit	2011/01/24	150,000,000	2010/07/21
23619	Merrill Lynch Int'l & Co. C.V.	ICBC European Put Wts Oct11	0.151	6.49	2011/10/31	150,000,000	2010/07/21
23614	Merrill Lynch Int'l & Co. C.V.	ICBC European Wts Jan 2011A	0.39	6.29 per unit	2011/01/31	150,000,000	2010/07/21
23615	Merrill Lynch Int'l & Co. C.V.	ICBC European Wts Jan 2011B	0.214	6.89 per unit	2011/01/10	150,000,000	2010/07/21
23626	SGA Societe Generale Acceptance N.V.	Ch Mob Eu Wt Mar 2011A	0.25	93	2011/03/21	80,000,000	2010/07/21
23627	SGA Societe Generale Acceptance N.V.	Ch Mob Eu Wt Apr 11A	0.45	86	2011/04/18	80,000,000	2010/07/21
23630	SGA Societe Generale Acceptance N.V.	CTel Eu Wt Nov 2010 A	0.34	4.08 per unit	2010/11/22	60,000,000	2010/07/21
23620	SGA Societe Generale Acceptance N.V.	CCB Eur Wt Jan 2011 C	0.23	7.68 per unit	2011/01/05	120,000,000	2010/07/21
23621	SGA Societe Generale Acceptance N.V.	CLife Eu Wt Jan 2011A	0.29	35.4	2011/01/26	200,000,000	2010/07/21
23622	SGA Societe Generale Acceptance N.V.	CLife Eu Wt Jan 2011B	0.25	37.4	2011/01/26	200,000,000	2010/07/21
23623	SGA Societe Generale Acceptance N.V.	CLife Eu Wt Feb 2011A	0.4	33.4	2011/02/23	200,000,000	2010/07/21
23624	SGA Societe Generale Acceptance N.V.	CLife Eu Wt Feb 2011B	0.25	39.4	2011/02/23	200,000,000	2010/07/21
23625	SGA Societe Generale Acceptance N.V.	Ch Mob Eu Wt Nov 10B	0.19	88.88	2010/11/29	80,000,000	2010/07/21
23628	SGA Societe Generale Acceptance N.V.	CP&CC Eur Wt Nov 10B	0.15	7.19 per unit	2010/11/08	100,000,000	2010/07/21
23629	SGA Societe Generale Acceptance N.V.	CP&CC Eu Wt Mar 2011A	0.55	6.60 per unit	2011/03/21	100,000,000	2010/07/21
23631	SGA Societe Generale Acceptance N.V.	CTel Eu Wt Jan 2011 A	0.36	4.28 per unit	2011/01/17	60,000,000	2010/07/21
23632	SGA Societe Generale Acceptance N.V.	CTel Eu Wt Jan 2011 B	0.51	3.88 per unit	2011/01/24	60,000,000	2010/07/21
23637	SGA Societe Generale Acceptance N.V.	A50 Ch Eu Wt Mar2011B	0.19	11.38	2011/03/09	250,000,000	2010/07/21
23638	SGA Societe Generale Acceptance N.V.	A50 Ch Eu Wt Jun 11A	0.2	11.88	2011/06/08	250,000,000	2010/07/21
23639	SGA Societe Generale Acceptance N.V.	A50 Ch Eu Wt Aug 2011	0.15	14.08	2011/08/29	250,000,000	2010/07/21
23640	SGA Societe Generale Acceptance N.V.	A50 Ch Eu Wt Nov 2011	0.21	12.88	2011/11/21	250,000,000	2010/07/21
23641	SGA Societe Generale Acceptance N.V.	A50 Ch Eu Wt Mar 2012	0.25	12.38	2012/03/05	250,000,000	2010/07/21
23642	SGA Societe Generale Acceptance N.V.	A50 Ch Eu Wt Apr2012A	0.18	14.88	2012/04/25	250,000,000	2010/07/21
23634	SGA Societe Generale Acceptance N.V.	HSBC Eu Wt Jan 2011 A	0.54	78.88	2011/01/24	80,000,000	2010/07/21
23633	SGA Societe Generale Acceptance N.V.	HSBC Eu Wt Dec 2010 D	0.36	83.88	2010/12/29	80,000,000	2010/07/21
23635	SGA Societe Generale Acceptance N.V.	HSBC Eu Wt Feb 2011 B	0.31	88.88	2011/02/07	80,000,000	2010/07/21
23636	SGA Societe Generale Acceptance N.V.	HSBC Eu Wt Sep 2011 B	0.15	68.88 per 100 units	2011/09/26	500,000,000	2010/07/21
23643	SGA Societe Generale Acceptance N.V.	ICBC Eu Wt Nov 2010 C	0.21	6.68 per unit	2010/11/15	120,000,000	2010/07/21
23644	SGA Societe Generale Acceptance N.V.	Tencent Eu Wt Mar 11	0.21	148 per 100 units	2011/03/28	150,000,000	2010/07/21
23645	SGA Societe Generale Acceptance N.V.	Tencent Eu Wt Apr 11A	0.25	138.90 per 100 units	2011/04/04	150,000,000	2010/07/21
23646	SGA Societe Generale Acceptance N.V.	Tencent Eu Wt Apr 11B	0.19	157.90 per 100 units	2011/04/20	150,000,000	2010/07/21
23649	UBS AG	Agricultural Bank European Put Warrants Jan 2011 E	0.25	2.68 per unit	2011/01/24	80,000,000	2010/07/21
21870 <sup>#</sup>	KBC Fin Products Int'l Ltd.	Zijin Mining European Wt Jan11	0.038	5.51	2011/01/03	280,000,000	2010/07/21
23661	CC Rabobank B.A.	Ch Mobile European Put Wts Nov 2010	0.2	67.6	2010/11/29	100,000,000	2010/07/22
23658	CC Rabobank B.A.	China Life European Warrants Dec 2010 B	0.15	37.88	2010/12/21	200,000,000	2010/07/22

## Newly listed derivative warrants (continued)

Code	Issuer	Name of issue	Issue prices (HK\$)	Strike level/ Subscription price (HK\$) per 10 units	Subscription/ exercise period	Unit issued on initial listing	Listing date
23659	CC Rabobank B.A.	China Life European Warrants Jan 2011 A	0.15	39.08	2011/01/13	200,000,000	2010/07/22
23662	CC Rabobank B.A.	KECL European Warrants Jun 2011	0.25	11.4	2011/06/29	150,000,000	2010/07/22
23663	CC Rabobank B.A.	Sinofert European Warrants Jan 2011	0.48	3.85 per unit	2011/01/28	100,000,000	2010/07/22
23664	RB of Scotland N.V.	China Life European Wts Jan 2011 A	0.166	37.388	2011/01/04	200,000,000	2010/07/22
19360 <sup>#</sup>	CC Rabobank B.A.	CNOOC European Warrants Oct 2010 B	0.033	14.1	2010/10/25	350,000,000	2010/07/22
23691	Credit Suisse AG	Agricultural Bank European Wts Jan 2011 C	0.15	3.388 per unit	2011/01/10	300,000,000	2010/07/23
23682	Macquarie Bank Ltd.	China Unicom European Wts Aug 2011 A	0.166	10.5	2011/08/16	200,000,000	2010/07/23
23681	Macquarie Bank Ltd.	Sinopec Corp European Wts Feb 2011	0.26	7.20 per unit	2011/02/11	200,000,000	2010/07/23
23683	Macquarie Bank Ltd.	Foxconn European Warrants Jul 2011	0.15	6.8	2011/07/28	100,000,000	2010/07/23
23678	Macquarie Bank Ltd.	A50 China European Warrants Mar 2011 B	0.193	11.38	2011/03/09	250,000,000	2010/07/23
23679	Macquarie Bank Ltd.	A50 China European Warrants Aug 2011	0.15	14.08	2011/08/30	250,000,000	2010/07/23
23680	Macquarie Bank Ltd.	A50 China European Warrants Apr 2012	0.175	14.88	2012/04/27	250,000,000	2010/07/23
23684	Macquarie Bank Ltd.	Geely Auto European Warrants Jan 2011	0.257	3.33 per unit	2011/01/24	200,000,000	2010/07/23
23685	Macquarie Bank Ltd.	HK Gas European Warrants Nov 2011	0.251	22	2011/11/03	200,000,000	2010/07/23
23686	Macquarie Bank Ltd.	New World Dev European Wts Apr 2011	0.25	12.88	2011/04/28	100,000,000	2010/07/23
23687	Macquarie Bank Ltd.	SHK Ppt European Warrants Feb 2011	0.151	116.18 per 100 units	2011/02/25	200,000,000	2010/07/23
23688	Macquarie Bank Ltd.	SHK Ppt European Warrants Oct 2011	0.186	125 per 100 units	2011/10/28	200,000,000	2010/07/23
23665	Merrill Lynch Int'l & Co. C.V.	BOCL European Wts Feb 2011A	0.315	4.19 per unit	2011/02/14	150,000,000	2010/07/23
23669	Merrill Lynch Int'l & Co. C.V.	BOCL European Put Wts Jan 11	0.202	3.59 per unit	2011/01/03	100,000,000	2010/07/23
23668	Merrill Lynch Int'l & Co. C.V.	CM Bank Euro Wts Mar 2011	0.31	17.99	2011/03/07	150,000,000	2010/07/23
23670	Merrill Lynch Int'l & Co. C.V.	CM Bank Euro Put Wts Jan 11	0.151	16.99	2011/01/24	150,000,000	2010/07/23
23666	Merrill Lynch Int'l & Co. C.V.	CM Bank Euro Wts Dec 2010 A	0.203	19.09	2010/12/03	150,000,000	2010/07/23
23667	Merrill Lynch Int'l & Co. C.V.	CM Bank Euro Wts Dec 2010 B	0.151	21.99	2010/12/28	150,000,000	2010/07/23
23671	Merrill Lynch Int'l & Co. C.V.	A50 China Eu Put Wt Jan 11	0.174	12.27	2011/01/24	150,000,000	2010/07/23
23672	Merrill Lynch Int'l & Co. C.V.	A50 China Eu Put Wt Mar 11	0.172	11.87	2011/03/23	150,000,000	2010/07/23
23673	Merrill Lynch Int'l & Co. C.V.	A50 China Eu Put Wt Apr 11A	0.16	11.57	2011/04/11	150,000,000	2010/07/23
23674	Merrill Lynch Int'l & Co. C.V.	A50 China Eu Put Wt Apr 11B	0.229	12.87	2011/04/18	150,000,000	2010/07/23
23675	CC Rabobank B.A.	HSBC European Warrants Dec 2010 I	0.24	83.88	2010/12/08	100,000,000	2010/07/23
23676	CC Rabobank B.A.	HSBC European Warrants Jan 2011 B	0.25	86.5	2011/01/28	100,000,000	2010/07/23
23677	CC Rabobank B.A.	HSBC European Warrants Mar 2011 B	0.25	90	2011/03/30	100,000,000	2010/07/23
23690	SGA Societe Generale Acceptance N.V.	AGBK Eu Wt Jan 2011 G	0.25	4.18 per unit	2011/01/24	200,000,000	2010/07/23
23693	SGA Societe Generale Acceptance N.V.	A50 Ch Eu Wt Feb 11B	0.17	11	2011/02/07	300,000,000	2010/07/23
23692	SGA Societe Generale Acceptance N.V.	HSI Eur Wt Jan 2011 B	0.28	19,800 per 9,000 units	2011/01/28	300,000,000	2010/07/23
23696	SGA Societe Generale Acceptance N.V.	HSI Eu Put Wt Jan 11C	0.25	19,500 per 8,500 units	2011/01/28	300,000,000	2010/07/23
23697	SGA Societe Generale Acceptance N.V.	HSI Eu Put Wt Jan 11D	0.31	21,000 per 9,500 units	2011/01/28	300,000,000	2010/07/23
23689	UBS AG	BYD European Warrants Nov 2011	0.15	51.88 per 100 units	2011/11/28	100,000,000	2010/07/23
17757 <sup>#</sup>	SGA Societe Generale Acceptance N.V.	CP&CC Eur Wt Dec 10 A	0.028	6.58	2010/12/22	400,000,000	2010/07/23
23709	BNP Paribas Arbit Issu B.V.	Ch Mobile Euro Wts Feb 2011 A	0.3	86.88	2011/02/01	200,000,000	2010/07/26
23707	BNP Paribas Arbit Issu B.V.	CC Bank Euro Wts Mar 2011	0.32	7.68 per unit	2011/03/01	200,000,000	2010/07/26
23710	BNP Paribas Arbit Issu B.V.	HSBC European Wts Feb 2011 B	0.41	84.88	2011/02/07	200,000,000	2010/07/26
23708	BNP Paribas Arbit Issu B.V.	ICBC European Wts Mar 2011 A	0.27	6.99 per unit	2011/03/01	200,000,000	2010/07/26
23711	Credit Suisse AG	BYD European Warrants Nov 2011	0.15	51.90 per 100 units	2011/11/28	300,000,000	2010/07/26
23703	HK Bank	BOCL European Warrants Nov 2010	0.15	4.30 per unit	2010/11/08	100,000,000	2010/07/26

## Newly listed derivative warrants (continued)

Code	Issuer	Name of issue	Issue prices (HK\$)	Strike level/ Subscription price (HK\$) per 10 units	Subscription/ exercise period	Unit issued on initial listing	Listing date
23704	HK Bank	BOCL European Warrants Jan 2011	0.15	4.59 per unit	2011/01/12	100,000,000	2010/07/26
23705	HK Bank	BYD European Warrants Nov 2011	0.15	51.88 per 100 units	2011/11/28	80,000,000	2010/07/26
23706	HK Bank	Zijin Mining European Warrants Jan 2011	0.25	5.88 per unit	2011/01/26	80,000,000	2010/07/26
23714	Macquarie Bank Ltd.	Ch Southern Air European Wts Jan 2011	0.25	4.50 per unit	2011/01/28	88,000,000	2010/07/26
23701	Merrill Lynch Int'l & Co. CV	Agricultural Bk Eu Put Wt Jan11	0.255	2.97 per unit	2011/01/12	150,000,000	2010/07/26
23694	Merrill Lynch Int'l & Co. C.V.	Agricultural Bk Eu Wt Jan11A	0.35	3.199 per unit	2011/01/10	150,000,000	2010/07/26
23695	Merrill Lynch Int'l & Co. C.V.	Agricultural Bk Eu Wt Jan11B	0.255	3.49 per unit	2011/01/11	150,000,000	2010/07/26
23700	Merrill Lynch Int'l & Co. C.V.	BYD European Warrants Nov11	0.166	51.89 per 100 units	2011/11/28	150,000,000	2010/07/26
23716	RB of Scotland N.V.	BOCL European Warrants Jan 2011	0.26	4.48 per unit	2011/01/31	100,000,000	2010/07/26
23717	RB of Scotland N.V.	BYD European Warrants Nov 2011	0.15	51.888 per 100 units	2011/11/28	200,000,000	2010/07/26
23718	RB of Scotland N.V.	China Life European Wts Jan 2011 B	0.281	34.88	2011/01/31	200,000,000	2010/07/26
23719	RB of Scotland N.V.	China Life European Wts Jan 2011 C	0.25	38.88	2011/01/31	200,000,000	2010/07/26
23720	RB of Scotland N.V.	China Shenhua European Wts Jan 2011	0.25	32.88	2011/01/31	100,000,000	2010/07/26
23715	RB of Scotland N.V.	A50 China European Warrants Jun 2011 A	0.155	11.88	2011/06/13	250,000,000	2010/07/26
23712	SGA Societe Generale Acceptance N.V.	ChiUnicom Eu Wts Sep 11	0.25	10.88	2011/09/26	150,000,000	2010/07/26
23713	SGA Societe Generale Acceptance N.V.	ChiUnicom Eu Wts Oct 11	0.23	11.8	2011/10/24	150,000,000	2010/07/26
23699	SGA Societe Generale Acceptance N.V.	HSCEI Eu Wt Nov 2010	0.15	12,000 per 6,200 units	2010/11/29	200,000,000	2010/07/26
23698	SGA Societe Generale Acceptance N.V.	HSCEI Eu Wt Jan 2011	0.25	11,500 per 6,000 units	2011/01/28	200,000,000	2010/07/26
23702	SGA Societe Generale Acceptance N.V.	HSCEI Eu Put Wt Jan 11	0.25	11,500 per 6,500 units	2011/01/28	200,000,000	2010/07/26
23724	BOCI Asia Ltd.	Chi Res Land European Warrants Mar 2011	0.25	16.88	2011/03/22	100,000,000	2010/07/27
23725	BOCI Asia Ltd.	HS Bank European Warrants Dec 2011	0.15	100 per 100 units	2011/12/29	100,000,000	2010/07/27
23726	BOCI Asia Ltd.	Tracker Fund European Warrants May 2011	0.25	21.5	2011/05/31	100,000,000	2010/07/27
23727	BOCI Asia Ltd.	Tracker Fund European Put Warrants Mar 2011	0.25	20	2011/03/31	100,000,000	2010/07/27
23730	Deutsche Bank AG	CNOOC European Warrants Mar 2011	0.18	12.28	2011/03/21	200,000,000	2010/07/27
23722	J P Morgan SP BV	China Life European Warrants Jan 2011 A	0.25	33.88	2011/01/28	150,000,000	2010/07/27
23723	J P Morgan SP BV	CM Bank European Warrants Dec 2010	0.15	22	2010/12/22	150,000,000	2010/07/27
23729	CC Rabobank B.A.	BYD European Warrants Nov 2011	0.15	51.88 per 100 units	2011/11/29	300,000,000	2010/07/27
23721	RB of Scotland N.V.	A50 China European Warrants Apr 2011	0.152	12.88	2011/04/28	250,000,000	2010/07/27
23728	UBS AG	BOCL European Warrants Nov 2010 C	0.22	4.18 per unit	2010/11/22	100,000,000	2010/07/27
23731	UBS AG	China Mobile European Warrants Dec 2010	0.165	84	2010/12/22	100,000,000	2010/07/27
23573 <sup>#</sup>	UBS AG	Agricultural Bank European Warrants Jan 2011 A	0.228	3.48 per unit	2011/01/24	120,000,000	2010/07/27
23736	Barclays Bank plc	Angang Steel European Warrants Jun 2011	0.25	11.68	2011/06/20	100,000,000	2010/07/28
23737	Barclays Bank plc	BYD European Warrants Nov 2011	0.15	51.88 per 100 units	2011/11/28	150,000,000	2010/07/28
23738	Barclays Bank plc	CC Bank European Put Warrants Feb 2011	0.35	5.78 per unit	2011/02/21	100,000,000	2010/07/28
23739	Barclays Bank plc	ICBC European Warrants Feb 2011	0.37	6.28 per unit	2011/02/14	100,000,000	2010/07/28
23733	Barclays Bank plc	ICBC European Put Warrants Feb 2011	0.34	5.28 per unit	2011/02/14	100,000,000	2010/07/28
23747	Credit Suisse AG	HSBC European Put Warrants Nov 2010 D	0.22	70	2010/11/15	300,000,000	2010/07/28
23746	Credit Suisse AG	HSI European Warrants Nov 2010 G	0.15	21,000 per 8,000 units	2010/11/29	320,000,000	2010/07/28
23750	Deutsche Bank AG	HSI European Warrants Jan 2011 A	0.25	21,000 per 8,000 units	2011/01/28	300,000,000	2010/07/28
23751	Deutsche Bank AG	HSI European Warrants Jan 2011 B	0.25	21,600 per 7,500 units	2011/01/28	300,000,000	2010/07/28
23754	Deutsche Bank AG	HSI European Put Warrants Jan 2011 C	0.25	19,800 per 8,000 units	2011/01/28	300,000,000	2010/07/28
23755	Deutsche Bank AG	HSI European Put Warrants Jan 2011 D	0.27	20,200 per 8,000 units	2011/01/28	300,000,000	2010/07/28
23756	Deutsche Bank AG	HSI European Put Warrants Jan 2011 E	0.31	20,800 per 8,000 units	2011/01/28	300,000,000	2010/07/28

## Newly listed derivative warrants (continued)

Code	Issuer	Name of issue	Issue prices (HK\$)	Strike level/ Subscription price (HK\$) per 10 units	Subscription/ exercise period	Unit issued on initial listing	Listing date
23735	Macquarie Bank Ltd.	BYD European Warrants Nov 2011	0.151	51.88 per 100 units	2011/11/28	200,000,000	2010/07/28
23740	Merrill Lynch Int'l & Co. C.V.	HSCEI European Wts Dec10	0.181	11,550 per 6,000 units	2010/12/30	150,000,000	2010/07/28
23742	Merrill Lynch Int'l & Co. C.V.	HSCEI European Wts Jan11A	0.21	11,250 per 6,000 units	2011/01/28	150,000,000	2010/07/28
23743	Merrill Lynch Int'l & Co. C.V.	HSCEI European Wts Jan11B	0.255	12,100 per 5,000 units	2011/01/28	150,000,000	2010/07/28
23741	Merrill Lynch Int'l & Co. C.V.	HSCEI Euro Put Wts Nov10	0.154	11,550 per 7,000 units	2010/11/29	150,000,000	2010/07/28
23744	Merrill Lynch Int'l & Co. C.V.	HSCEI Euro Put Wts Dec10	0.151	10,750 per 6,000 units	2010/12/30	150,000,000	2010/07/28
23732	SGA Societe Generale Acceptance N.V.	CHALCO Eu Wt Nov 2011	0.15	6.88	2011/11/28	200,000,000	2010/07/28
23745	SGA Societe Generale Acceptance NV	Minsheng Bk Eu Wt Jan 11	0.41	8.18 per unit	2011/01/03	100,000,000	2010/07/28
23734	UBS AG	CNOOC European Warrants Jun 2011 A	0.15	13.22	2011/06/22	100,000,000	2010/07/28
23748	UBS AG	A50 China European Warrants Apr 2011	0.25	13.28	2011/04/11	100,000,000	2010/07/28
23749	UBS AG	HSI European Put Warrants Jan 2011 A	0.25	20,300 per 8,000 units	2011/01/28	200,000,000	2010/07/28
22650 <sup>#</sup>	HK Bank	HSI European Warrants Dec 2010 E	0.134	20,800 per 9,000 units	2010/12/30	200,000,000	2010/07/28
23768	Barclays Bank plc	HSI European Put Warrants Feb 2011 C	0.25	19,000 per 9,500 units	2011/02/25	150,000,000	2010/07/29
23763	Barclays Bank plc	HSI European Warrants Dec 2010 G	0.15	20,800 per 8,000 units	2010/12/30	150,000,000	2010/07/29
23764	Barclays Bank plc	HSI European Warrants Feb 2011 A	0.25	21,500 per 10,000 units	2011/02/25	150,000,000	2010/07/29
23765	Barclays Bank plc	HSI European Warrants Feb 2011 B	0.25	22,000 per 9,500 units	2011/02/25	150,000,000	2010/07/29
23767	Barclays Bank plc	HSI European Put Warrants Dec 2010 H	0.17	19,800 per 8,000 units	2010/12/30	150,000,000	2010/07/29
23781	Credit Suisse AG	HSI European Put Warrants Nov 2010 H	0.15	20,400 per 8,500 units	2010/11/29	340,000,000	2010/07/29
23772	Citigroup Global Mkt H Inc.	ChiUnicom European Wts Aug 11	0.25	11.88	2011/08/30	120,000,000	2010/07/29
23758	Citigroup Global Mkt H Inc.	Li & Fung European Wts May 11A	0.25	38.88	2011/05/30	80,000,000	2010/07/29
23759	Citigroup Global Mkt H Inc.	Swire Pacific A Euro Wts Dec11	0.25	88 per 100 units	2011/12/19	80,000,000	2010/07/29
23773	KBC Fin Products Int'l Ltd.	Sinopec Euro Wts Jan 2011	0.31	6.88 per unit	2011/01/10	128,000,000	2010/07/29
23774	KBC Fin Products Int'l Ltd.	Sinopec Euro Wts Feb 2011 A	0.36	6.48 per unit	2011/02/01	108,000,000	2010/07/29
23775	KBC Fin Products Int'l Ltd.	Sinopec Euro Wts Feb 2011 B	0.25	7.28 per unit	2011/02/01	128,000,000	2010/07/29
23780	KBC Fin Products Int'l Ltd.	Sinopec Corp Eu Put Wt Feb 11C	0.46	6 per unit	2011/02/01	80,000,000	2010/07/29
23776	KBC Fin Products Int'l Ltd.	HSBC European Wts Feb 2011 A	0.25	92.68	2011/02/18	128,000,000	2010/07/29
23778	KBC Fin Products Int'l Ltd.	HSI European Wts Feb 2011 F	0.25	21,000 per 10,000 units	2011/02/25	200,000,000	2010/07/29
23779	KBC Fin Products Int'l Ltd.	HSI European Put Wts Dec 2010K	0.182	20,600 per 9,000 units	2010/12/30	200,000,000	2010/07/29
23782	KBC Fin Products Int'l Ltd.	HSI Euro Put Wts Feb 2011 A	0.25	20,200 per 8,800 units	2011/02/25	200,000,000	2010/07/29
23783	KBC Fin Products Int'l Ltd.	HSI Euro Put Wts Feb 2011 B	0.29	22,000 per 10,000 units	2011/02/25	200,000,000	2010/07/29
23777	KBC Fin Products Int'l Ltd.	SHK Ppt European Wts Oct 2011	0.15	125.08 per 100 units	2011/10/21	108,000,000	2010/07/29
23760	Macquarie Bank Ltd.	Ch Oilfield European Warrants Apr 2011	0.252	9.8	2011/04/04	200,000,000	2010/07/29
23761	Macquarie Bank Ltd.	Chi Res Power European Warrants Feb 11	0.255	18	2011/02/02	200,000,000	2010/07/29
23762	Macquarie Bank Ltd.	Hang Lung Ppt European Wts Feb 2011	0.254	38	2011/02/02	200,000,000	2010/07/29
23770	Macquarie Bank Ltd.	HSCEI European Put Warrants Feb 2011	0.25	11,200 per 6,000 units	2011/02/25	150,000,000	2010/07/29
23766	Macquarie Bank Ltd.	HSI European Warrants Nov 2010 C	0.207	19,600 per 9,000 units	2010/11/29	200,000,000	2010/07/29
23769	Macquarie Bank Ltd.	HSI European Put Warrants Dec 2010	0.187	20,000 per 8,000 units	2010/12/30	200,000,000	2010/07/29
23771	Macquarie Bank Ltd.	SHK Ppt European Put Warrants Aug 2011	0.15	100 per 100 units	2011/08/02	150,000,000	2010/07/29
23752	Merrill Lynch Int'l & Co. C.V.	A50 China Eur Wt Apr 2011	0.157	12.88	2011/04/21	150,000,000	2010/07/29
23753	Merrill Lynch Int'l & Co. C.V.	A50 China Eur Wt Jun 2011 B	0.156	13.88	2011/06/23	150,000,000	2010/07/29
23784	CC Rabobank B.A.	BOCL European Warrants Mar 2011	0.3	4.50 per unit	2011/03/30	100,000,000	2010/07/29
23785	CC Rabobank B.A.	China EB Ltd European Warrants Feb 2011	0.25	22	2011/02/25	100,000,000	2010/07/29
23786	CC Rabobank B.A.	CSR European Warrants Dec 2011	0.25	7	2011/12/29	180,000,000	2010/07/29

## Newly listed derivative warrants (continued)

Code	Issuer	Name of issue	Issue prices (HK\$)	Strike level/ Subscription price (HK\$) per 10 units	Subscription/ exercise period	Unit issued on initial listing	Listing date
23757	UBS AG	HSCEI European Warrants Nov 2010	0.15	12,000 per 6,200 units	2010/11/29	80,000,000	2010/07/29
21686 <sup>#</sup>	HK Bank	HSI European Put Warrants Sep 2010 E	0.047	19,800 per 9,500 units	2010/09/29	220,000,000	2010/07/29
21718 <sup>#</sup>	Merrill Lynch Int'l & Co. C.V.	HKEx Euro Wts Dec 2010 B	0.072	129.99 per 100 units	2010/12/13	300,000,000	2010/07/29
23796	Credit Suisse AG	Agricultural Bank European Wts Jan 2011 D	0.15	4.088 per unit	2011/01/10	300,000,000	2010/07/30
23795	Deutsche Bank AG	CPIC European Warrants Nov 2010	0.157	33.88	2010/11/08	100,000,000	2010/07/30
23791	HK Bank	Henganintl European Warrants Jun 2011	0.25	78.88	2011/06/13	80,000,000	2010/07/30
23789	J P Morgan SP BV	BOCL European Warrants Jan 2011	0.255	4.308 per unit	2011/01/31	128,000,000	2010/07/30
23790	J P Morgan SP BV	BOCL European Warrants Feb 2011	0.255	4.68 per unit	2011/02/25	128,000,000	2010/07/30
23787	KBC Fin Products Int'l Ltd.	Agricultural Bk Eu Wt Jan 11H	0.15	3.88 per unit	2011/01/12	188,000,000	2010/07/30
23788	KBC Fin Products Int'l Ltd.	Agricultural Bk Eu Wt Jan 11I	0.15	4.18 per unit	2011/01/17	188,000,000	2010/07/30
23803	KBC Fin Products Int'l Ltd.	Ch Mobile Eu Put Wt Dec 2011	0.15	79.95 per 100 units	2011/12/21	158,000,000	2010/07/30
23799	KBC Fin Products Int'l Ltd.	Ch Overseas Euro Wts Feb 2011	0.25	16.88	2011/02/01	108,000,000	2010/07/30
23804	KBC Fin Products Int'l Ltd.	China Overseas Eu Put Wt Feb11	0.25	15.48	2011/02/01	108,000,000	2010/07/30
23798	KBC Fin Products Int'l Ltd.	CC Bank Euro Wts Feb 2011	0.25	7.98 per unit	2011/02/01	158,000,000	2010/07/30
23802	KBC Fin Products Int'l Ltd.	CC Bank Euro Put Wts Jan 2011	0.26	5.99 per unit	2011/01/03	108,000,000	2010/07/30
23797	KBC Fin Products Int'l Ltd.	CC Bank Euro Wts Jan 2011 D	0.19	7.50 per unit	2011/01/03	188,000,000	2010/07/30
23805	KBC Fin Products Int'l Ltd.	HKEx European Put Wts Jun 11C	0.25	133 per 100 units	2011/06/01	108,000,000	2010/07/30
23806	KBC Fin Products Int'l Ltd.	ICBC Euro Put Wts Feb 2011 A	0.25	5 per unit	2011/02/01	108,000,000	2010/07/30
23800	KBC Fin Products Int'l Ltd.	ICBC European Wts Dec 2010 B	0.15	6.68 per unit	2010/12/10	158,000,000	2010/07/30
23801	KBC Fin Products Int'l Ltd.	Tencent Holdings Eu Wt Mar 11	0.15	148 per 100 units	2011/03/24	128,000,000	2010/07/30
23793	SGA Societe Generale Acceptance N.V.	A50 Ch Eu Wt Apr 2011A	0.16	12.88	2011/04/27	300,000,000	2010/07/30
23794	SGA Societe Generale Acceptance N.V.	A50 Ch Eu Wt Jun 11B	0.15	13.88	2011/06/27	300,000,000	2010/07/30
23792	UBS AG	Agricultural Bank European Put Warrants Jan 2011 F	0.25	3.18 per unit	2011/01/31	100,000,000	2010/07/30
23557 <sup>#</sup>	KBC Fin Products Int'l Ltd.	Agricultural Bk Eu Wt Jan 11 D	0.108	4.08 per unit	2011/01/17	200,000,000	2010/07/30
23574 <sup>#</sup>	UBS AG	Agricultural Bank European Warrants Jan 2011 B	0.116	3.98 per unit	2011/01/17	120,000,000	2010/07/30
23582 <sup>#</sup>	UBS AG	Agricultural Bank European Warrants Jan 2011 D	0.223	3.78 per unit	2011/01/31	200,000,000	2010/07/30
23833	BNP Paribas Arbit Issu B.V.	Hutchison European Wts Mar 11A	0.27	59.88	2011/03/07	80,000,000	2010/08/02
10982	BNP Paribas Arbit Issu B.V.	Oil Futures European Wts Mar11	0.27	88.88 per 300 units	2011/03/18	100,000,000	2010/08/02
10986	BNP Paribas Arbit Issu B.V.	Oil Futures Euro Put Wt Mar11	0.29	78.88 per 300 units	2011/03/18	100,000,000	2010/08/02
23807	Citigroup Global Mkt H Inc.	Agricultural Bk Eu Wt Mar 2011A	0.25	3.99 per unit	2011/03/28	100,000,000	2010/08/02
23808	Citigroup Global Mkt H Inc.	Agricultural Bk Eu Put Wt Feb11	0.25	3.20 per unit	2011/02/14	100,000,000	2010/08/02
23840	Deutsche Bank AG	CITIC Pacific European Warrants Mar 2011A	0.25	16.28	2011/03/28	100,000,000	2010/08/02
23841	Deutsche Bank AG	Foxconn European Warrants Jul 2011	0.15	6.8	2011/07/25	100,000,000	2010/08/02
23842	Deutsche Bank AG	Lenovo European Warrants Mar 2011	0.6	5.30 per unit	2011/03/07	100,000,000	2010/08/02
23809	HK Bank	HKEx European Warrants Jun 2011	0.25	135 per 100 units	2011/06/29	100,000,000	2010/08/02
23810	HK Bank	HSI European Put Warrants Dec 2010 J	0.15	21,200 per 8,000 units	2010/12/30	120,000,000	2010/08/02
23836	KBC Fin Products Int'l Ltd.	Ch Mobile Euro Wt Mar 2011 A	0.26	92.88	2011/03/01	128,000,000	2010/08/02
23837	KBC Fin Products Int'l Ltd.	China Unicom Euro Wts Oct 2011	0.15	11.8	2011/10/21	80,000,000	2010/08/02
23834	KBC Fin Products Int'l Ltd.	Ch Mobile Euro Wt Feb 2011 A	0.25	88.8	2011/02/08	128,000,000	2010/08/02
23835	KBC Fin Products Int'l Ltd.	Ch Mobile Euro Wt Feb 2011 B	0.39	82.68	2011/02/01	128,000,000	2010/08/02
23838	KBC Fin Products Int'l Ltd.	CNOOC European Wts Feb 2011	0.15	13.68	2011/02/01	108,000,000	2010/08/02
23839	KBC Fin Products Int'l Ltd.	CNOOC European Wts May 2011 A	0.18	12.9	2011/05/03	108,000,000	2010/08/02
23814	Nomura Int'l plc	Anhui Conch European Warrants Apr 2011	0.339	28.8	2011/04/29	100,000,000	2010/08/02



## Newly listed derivative warrants (continued)

Code	Issuer	Name of issue	Issue prices (HK\$)	Strike level/ Subscription price (HK\$) per 10 units	Subscription/ exercise period	Unit issued on initial listing	Listing date
23826	Nomura Int'l plc	Agile Ppt European Warrants Mar 2011	0.15	11.888	2011/03/21	100,000,000	2010/08/02
23823	Nomura Int'l plc	BOC HK European Warrants Mar 2011	0.253	22	2011/03/31	200,000,000	2010/08/02
23829	Nomura Int'l plc	BOCL European Warrants Mar 2011	0.289	4.48 per unit	2011/03/31	200,000,000	2010/08/02
23820	Nomura Int'l plc	BYD European Warrants Dec 2013	0.25	60 per 100 units	2013/12/31	200,000,000	2010/08/02
23828	Nomura Int'l plc	China Dongxiang European Warrants Apr 11	0.593	5.25 per unit	2011/04/29	100,000,000	2010/08/02
23815	Nomura Int'l plc	Ch LongYuan European Warrants Dec 2011	0.25	8.08	2011/12/30	150,000,000	2010/08/02
23822	Nomura Int'l plc	China Coal European Warrants Jan 2011	0.15	12.5	2011/01/17	100,000,000	2010/08/02
23811	Nomura Int'l plc	Cheung Kong European Warrants Sep 2012 A	0.25	96.88 per 100 units	2012/09/28	100,000,000	2010/08/02
23813	Nomura Int'l plc	CNOOC European Warrants Sep 2011	0.25	14.58	2011/09/30	100,000,000	2010/08/02
23824	Nomura Int'l plc	CPIC European Warrants Mar 2011	0.25	32.8	2011/03/31	200,000,000	2010/08/02
23819	Nomura Int'l plc	Chi Res Land European Warrants Feb 2011	0.25	18.88	2011/02/02	100,000,000	2010/08/02
23817	Nomura Int'l plc	China Shenhua European Warrants Feb 2011	0.267	33.3	2011/02/28	100,000,000	2010/08/02
23825	Nomura Int'l plc	Shineway Pharm European Warrants Mar 2011	0.318	24	2011/03/31	100,000,000	2010/08/02
23827	Nomura Int'l plc	GCL-Poly Energy European Warrants Apr 11	0.34	1.99 per unit	2011/04/29	100,000,000	2010/08/02
23821	Nomura Int'l plc	ICBC European Warrants Mar 2011	0.531	6.18 per unit	2011/03/31	200,000,000	2010/08/02
23812	Nomura Int'l plc	JIANC European Warrants Mar 2011 A	0.255	18.88	2011/03/31	100,000,000	2010/08/02
23816	Nomura Int'l plc	Lenovo European Warrants Feb 2011	0.25	6.88 per unit	2011/02/02	50,000,000	2010/08/02
23818	Nomura Int'l plc	Sinopharm European Warrants Feb 2011	0.375	30	2011/02/28	100,000,000	2010/08/02
23831	SGA Societe Generale Acceptance N.V.	Foxconn Eu Wts Jul 11	0.16	6.8	2011/07/25	150,000,000	2010/08/02
23832	UBS AG	Agricultural Bank European Warrants Jan 2011 G	0.15	4.18 per unit	2011/01/17	200,000,000	2010/08/02
21225 <sup>#</sup>	Macquarie Bank Ltd.	Tencent European Put Warrants Nov 2010	0.041	125 per 100 units	2010/11/03	250,000,000	2010/08/02
22343 <sup>#</sup>	Credit Suisse AG	A50 China European Warrants Nov 2010 A	0.089	12.68	2010/11/22	300,000,000	2010/08/02
23649 <sup>#</sup>	UBS AG	Agricultural Bank European Put Warrants Jan 2011 E	0.06	2.68 per unit	2011/01/24	170,000,000	2010/08/02
23844	Citigroup Global Mkt H Inc.	HS Bank European Wts Dec 2011	0.15	100 per 100 units	2011/12/28	100,000,000	2010/08/03
23845	Citigroup Global Mkt H Inc.	Hutchison Euro Wts Dec 2010	0.15	55	2010/12/06	80,000,000	2010/08/03
23860	Deutsche Bank AG	China Coal European Warrants Jan 2011	0.15	12.5	2011/01/24	100,000,000	2010/08/03
23861	Deutsche Bank AG	Sinopharm European Warrants Dec 2010	0.25	32.88	2010/12/28	100,000,000	2010/08/03
23862	Deutsche Bank AG	SHK Ppt European Warrants Feb 2011	0.15	116.18 per 100 units	2011/02/21	150,000,000	2010/08/03
23847	KBC Fin Products Int'l Ltd.	Ch Overseas Euro Wts Mar 2011	0.25	17.88	2011/03/08	108,000,000	2010/08/03
23848	KBC Fin Products Int'l Ltd.	China Shenhua Eur Wt Mar 2011A	0.25	36.88	2011/03/01	80,000,000	2010/08/03
23850	KBC Fin Products Int'l Ltd.	Hutchison Euro Wts Feb 2011 A	0.25	60	2011/02/08	108,000,000	2010/08/03
23849	KBC Fin Products Int'l Ltd.	Jiangxi Copper Eu Wts Dec 2010	0.18	17.8	2010/12/23	108,000,000	2010/08/03
23830	Merrill Lynch Int'l & Co. C.V.	Agricultural Bk Eu Wt Jan11C	0.199	3.79 per unit	2011/01/24	150,000,000	2010/08/03
23843	Merrill Lynch Int'l & Co. C.V.	Agricultural Bk Eu Wt Jan11D	0.15	4.19 per unit	2011/01/17	150,000,000	2010/08/03
23857	CC Rabobank B.A.	Angang Steel European Warrants Jun 2011	0.25	13.8	2011/06/29	150,000,000	2010/08/03
23858	CC Rabobank B.A.	Shineway Pharm European Warrants Feb 2011	0.25	24.2	2011/02/25	100,000,000	2010/08/03
23859	CC Rabobank B.A.	GCL-Poly Energy European Warrants Mar 11A	0.25	2.10 per unit	2011/03/30	120,000,000	2010/08/03
23846	UBS AG	Agricultural Bank European Warrants Jan 2011 H	0.15	4.38 per unit	2011/01/10	200,000,000	2010/08/03
23853	UBS AG	HSI European Warrants Jan 2011	0.2	20,500 per 8,000 units	2011/01/28	200,000,000	2010/08/03
23851	UBS AG	HSI European Warrants Nov 2010 H	0.2	20,000 per 8,000 units	2010/11/29	200,000,000	2010/08/03
23852	UBS AG	HSI European Warrants Dec 2010 H	0.15	21,500 per 8,000 units	2010/12/30	200,000,000	2010/08/03
23854	UBS AG	HSI European Put Warrants Nov 2010 I	0.15	20,500 per 8,500 units	2010/11/29	200,000,000	2010/08/03
23855	UBS AG	HSI European Put Warrants Dec 2010 I	0.15	20,000 per 8,000 units	2010/12/30	200,000,000	2010/08/03

## Newly listed derivative warrants (continued)

Code	Issuer	Name of issue	Issue prices (HK\$)	Strike level/ Subscription price (HK\$) per 10 units	Subscription/ exercise period	Unit issued on initial listing	Listing date
23856	UBS AG	HSI European Put Warrants Jan 2011 B	0.165	21,000 per 9,500 units	2011/01/28	200,000,000	2010/08/03
15547*	UBS AG	HSBC European Warrants Dec 2010 A	0.041	89.95 per 100 units	2010/12/13	500,000,000	2010/08/03
23892	Credit Suisse AG	China Mobile European Warrants Dec 2010	0.2	84	2010/12/23	300,000,000	2010/08/04
23896	Credit Suisse AG	China Mobile European Put Warrants Dec 11	0.15	79.99 per 100 units	2011/12/23	300,000,000	2010/08/04
23897	Credit Suisse AG	Ch Overseas European Put Warrants Nov 10B	0.15	15	2010/11/29	300,000,000	2010/08/04
23893	Credit Suisse AG	HSBC European Wts Nov 2010 E	0.15	88.88	2010/11/08	300,000,000	2010/08/04
23894	Credit Suisse AG	SHK Ppt European Warrants Feb 2011	0.15	116.18 per 100 units	2011/02/28	300,000,000	2010/08/04
23898	Credit Suisse AG	SHK Ppt European Put Warrants Dec 2010	0.15	120 per 100 units	2010/12/20	300,000,000	2010/08/04
23895	Credit Suisse AG	Tencent Holdings European Wts Dec 2010 B	0.15	148.88 per 100 units	2010/12/06	300,000,000	2010/08/04
23899	Credit Suisse AG	Tencent Holdings European Put Wts Dec 10	0.15	145 per 100 units	2010/12/23	300,000,000	2010/08/04
23877	Citigroup Global Mkt H Inc.	Cheung Kong Euro Wts Jan 2012	0.25	90 per 100 units	2012/01/30	100,000,000	2010/08/04
23871	HK Bank	SHK Ppt European Warrants Oct 2011	0.15	125.10 per 100 units	2011/10/21	100,000,000	2010/08/04
23872	HK Bank	Tencent European Warrants Apr 2011 A	0.15	158 per 100 units	2011/04/19	150,000,000	2010/08/04
23880	Macquarie Bank Ltd.	ICBC European Warrants Feb 2011	0.253	7 per unit	2011/02/07	150,000,000	2010/08/04
23884	Macquarie Bank Ltd.	ICBC European Put Warrants Feb 2011	0.635	6 per unit	2011/02/07	88,000,000	2010/08/04
23864	Merrill Lynch Int'l & Co. C.V.	CK(H) European Wt Dec 2012A	0.19	88.89 per 100 units	2012/12/24	200,000,000	2010/08/04
23867	Merrill Lynch Int'l & Co. C.V.	Sinopec Euro Wts Feb 2011 A	0.325	6.79 per unit	2011/02/07	150,000,000	2010/08/04
23863	Merrill Lynch Int'l & Co. C.V.	Hutchison Euro Wt Feb 2011A	0.305	53.99	2011/02/07	150,000,000	2010/08/04
23865	Merrill Lynch Int'l & Co. C.V.	Hutchison Euro Put Wts Feb11	0.35	47.99	2011/02/14	150,000,000	2010/08/04
23876	CC Rabobank B.A.	HSI European Warrants Jan 2011	0.15	21,600 per 7,500 units	2011/01/28	200,000,000	2010/08/04
23875	CC Rabobank B.A.	HSI European Warrants Nov 2010 C	0.21	20,000 per 8,000 units	2010/11/29	200,000,000	2010/08/04
23874	CC Rabobank B.A.	HSI European Warrants Dec 2010 G	0.18	21,200 per 8,000 units	2010/12/30	200,000,000	2010/08/04
23878	CC Rabobank B.A.	HSI European Put Warrants Dec 2010 H	0.21	21,200 per 8,000 units	2010/12/30	200,000,000	2010/08/04
23879	CC Rabobank B.A.	HSI European Put Warrants Dec 2010 I	0.24	21,600 per 8,000 units	2010/12/30	200,000,000	2010/08/04
23885	RB of Scotland N.V.	HSI European Warrants Dec 2010 A	0.15	21,800 per 8,000 units	2010/12/30	250,000,000	2010/08/04
23886	RB of Scotland N.V.	HSI European Warrants Dec 2010 B	0.151	21,400 per 8,600 units	2010/12/30	250,000,000	2010/08/04
23883	RB of Scotland N.V.	HSI European Put Warrants Nov 2010 F	0.197	21,400 per 8,000 units	2010/11/29	250,000,000	2010/08/04
23866	RB of Scotland N.V.	Tencent Holdings European Wts Feb 11A	0.25	138.88 per 100 units	2011/02/14	250,000,000	2010/08/04
23868	RB of Scotland N.V.	Tencent Holdings European Wts Feb 11B	0.15	159.98 per 100 units	2011/02/23	250,000,000	2010/08/04
23869	SGA Societe Generale Acceptance N.V.	CCB Eur Wt Nov 2010 C	0.22	7.38 per unit	2010/11/22	120,000,000	2010/08/04
23870	SGA Societe Generale Acceptance N.V.	HWL Eur Wt Dec 2010 B	0.29	53.88	2010/12/29	100,000,000	2010/08/04
23889	UBS AG	Agricultural Bank European Warrants Mar 2011 A	0.25	3.88 per unit	2011/03/14	200,000,000	2010/08/04
23890	UBS AG	Agricultural Bank European Warrants Mar 2011 B	0.25	4.28 per unit	2011/03/28	200,000,000	2010/08/04
23887	UBS AG	China Mobile European Warrants Feb 2011 A	0.25	88	2011/02/14	100,000,000	2010/08/04
23891	UBS AG	HSBC European Warrants Feb 2011	0.25	94.88	2011/02/14	100,000,000	2010/08/04
23882	UBS AG	HSCEI European Put Warrants Nov 2010	0.15	11,600 per 7,000 units	2010/11/29	100,000,000	2010/08/04
23888	UBS AG	HSI European Warrants Feb 2011 E	0.25	22,000 per 10,000 units	2011/02/25	200,000,000	2010/08/04
23903	UBS AG	HSI European Put Warrants Feb 2011 A	0.25	22,000 per 10,000 units	2011/02/25	200,000,000	2010/08/04
23873	UBS AG	Jiangxi Copper European Warrants Jan 2011	0.15	20	2011/01/03	100,000,000	2010/08/04
23881	UBS AG	SHK Ppt European Put Warrants Dec 2010	0.15	120.88 per 100 units	2010/12/06	100,000,000	2010/08/04
23905	BNP Paribas Arbit Issu B.V.	HSCEI European Wts Apr 2011	0.26	12,600 per 6,000 units	2011/04/28	100,000,000	2010/08/05
23909	BNP Paribas Arbit Issu B.V.	HSCEI Euro Put Wts Apr 2011	0.27	11,500 per 6,000 units	2011/04/28	100,000,000	2010/08/05
23902	Citigroup Global Mkt H Inc.	Jiangxi Copper Euro Wts Feb 11	0.25	16.88	2011/02/21	100,000,000	2010/08/05

## Newly listed derivative warrants (continued)

Code	Issuer	Name of issue	Issue prices (HK\$)	Strike level/ Subscription price (HK\$) per 10 units	Subscription/ exercise period	Unit issued on initial listing	Listing date
23906	Deutsche Bank AG	China Mobile European Warrants Dec 2010 B	0.45	78.88	2010/12/06	200,000,000	2010/08/05
23908	Deutsche Bank AG	HSBC European Warrants Jan 2011	0.69	79	2011/01/03	200,000,000	2010/08/05
23907	Deutsche Bank AG	HSBC European Warrants Dec 2010 C	0.22	89.88	2010/12/06	200,000,000	2010/08/05
23904	Macquarie Bank Ltd.	Tencent European Put Warrants Dec 2010	0.151	145 per 100 units	2010/12/29	250,000,000	2010/08/05
23900	Merrill Lynch Int'l & Co. C.V.	HSCEI European Wts Nov 2010	0.155	12,000 per 6,200 units	2010/11/29	200,000,000	2010/08/05
23901	Merrill Lynch Int'l & Co. C.V.	HSCEI Euro Put Wts Jan 2011	0.17	11,500 per 6,500 units	2011/01/28	200,000,000	2010/08/05
22610*	Credit Suisse AG	HKEEx European Warrants Sep 2010	0.104	120 per 100 units	2010/09/27	300,000,000	2010/08/05
22243*	Merrill Lynch Int'l & Co. C.V.	HSI European Warrants Oct10B	0.101	21,000 per 9,200 units	2010/10/28	300,000,000	2010/08/05
21895*	UBS AG	HSI European Put Warrants Sep 2010 E	0.036	20,000 per 8,800 units	2010/09/29	300,000,000	2010/08/05
23930	Barclays Bank plc	Agricultural Bk European Put Wts Feb11	0.25	3.28 per unit	2011/02/28	100,000,000	2010/08/06
23931	Barclays Bank plc	CHALCO European Warrants Jun 2011	0.15	7.38	2011/06/27	100,000,000	2010/08/06
23932	Barclays Bank plc	Bank of EA European Warrants Apr 2011	0.25	33.28	2011/04/18	100,000,000	2010/08/06
23933	Barclays Bank plc	HSBC European Warrants Dec 2011	0.16	77.70 per 93 units	2011/12/12	150,000,000	2010/08/06
23934	Barclays Bank plc	Sinopharm European Warrants Mar 2011	0.3	33	2011/03/07	100,000,000	2010/08/06
23935	Credit Suisse AG	HSI European Put Warrants Nov 2010 I	0.15	21,500 per 8,000 units	2010/11/29	400,000,000	2010/08/06
23937	Citigroup Global Mkt H Inc.	Anhui Conch European Wts Apr11	0.25	29.88	2011/04/21	80,000,000	2010/08/06
23936	Citigroup Global Mkt H Inc.	Agile Ppt European Wts Mar 11	0.15	11.88	2011/03/21	100,000,000	2010/08/06
23938	Citigroup Global Mkt H Inc.	BOC HK European Wts May 2011	0.25	22.88	2011/05/30	100,000,000	2010/08/06
23939	Citigroup Global Mkt H Inc.	CPIC European Warrants May 11	0.25	33.33	2011/05/23	100,000,000	2010/08/06
23944	Deutsche Bank AG	Alibaba European Warrants Dec 2010	0.18	17.88	2010/12/28	100,000,000	2010/08/06
23940	KBC Fin Products Int'l Ltd.	HSBC European Wts Nov 2010 D	0.27	82.9	2010/11/22	108,000,000	2010/08/06
23941	KBC Fin Products Int'l Ltd	Tencent Holdings Eu Put Wt Jan 11	0.15	145 per 100 units	2011/01/03	128,000,000	2010/08/06
23925	Macquarie Bank Ltd.	China Mobile European Wts Feb 2011 A	0.285	85	2011/02/07	200,000,000	2010/08/06
23926	Macquarie Bank Ltd.	China Mobile European Wts Oct 2011	0.15	65.99 per 100 units	2011/10/11	300,000,000	2010/08/06
23927	Macquarie Bank Ltd.	Cathay Pacific European Wts Jul 2011	0.25	20	2011/07/06	150,000,000	2010/08/06
23928	Macquarie Bank Ltd.	GCL-Poly Energy European Warrants Feb11	0.25	2.22 per unit	2011/02/09	88,000,000	2010/08/06
23929	Macquarie Bank Ltd.	PetroChina European Wts Feb 2013	0.251	9	2013/02/04	200,000,000	2010/08/06
23910	Merrill Lynch Int'l & Co. C.V.	Ch Telecom Eur Wt Jan 2011	0.31	4.29 per unit	2011/01/17	150,000,000	2010/08/06
23914	Merrill Lynch Int'l & Co. C.V.	Ch Telecom Eur Put Wts Feb 11	0.38	3.57 per unit	2011/02/22	150,000,000	2010/08/06
23911	Merrill Lynch Int'l & Co. C.V.	CNOOC European Wts Jan 2011	0.15	13.69	2011/01/24	150,000,000	2010/08/06
23912	Merrill Lynch Int'l & Co. C.V.	CNOOC European Wts Apr 2011	0.184	12.87	2011/04/28	150,000,000	2010/08/06
23915	Merrill Lynch Int'l & Co. C.V.	CNOOC Euro Put Wts Dec 2010	0.155	13.17	2010/12/21	150,000,000	2010/08/06
23916	Merrill Lynch Int'l & Co. C.V.	CNOOC Euro Put Wts Feb 2011	0.155	11.89	2011/02/14	150,000,000	2010/08/06
23913	Merrill Lynch Int'l & Co. C.V.	HSBC Euro Wts Dec 2010 F	0.28	88.29	2010/12/28	150,000,000	2010/08/06
23917	Merrill Lynch Int'l & Co. C.V.	PetroChina Eu Put Wt Apr 11	0.165	9.49	2011/04/11	150,000,000	2010/08/06
23918	Merrill Lynch Int'l & Co. C.V.	SHK Ppt Euro Put Wts Aug 11	0.152	99.99 per 100 units	2011/08/02	150,000,000	2010/08/06
23942	RB of Scotland N.V.	Tencent Holdings European Wts Feb 11C	0.25	148.88 per 100 units	2011/02/28	250,000,000	2010/08/06
23943	RB of Scotland N.V.	Tencent European Put Warrants Apr 2011	0.191	136.78 per 100 units	2011/04/04	250,000,000	2010/08/06
23920	SGA Societe Generale Acceptance N.V	Ch Ship Cont Eu Wt Mar11	0.68	3.10 per unit	2011/03/28	80,000,000	2010/08/06
23919	SGA Societe Generale Acceptance N.V.	Shenhua Eu Wt Jan 11	0.33	32.88	2011/01/31	100,000,000	2010/08/06
23921	SGA Societe Generale Acceptance N.V.	CTel Eu Wt Nov 2010 B	0.23	4.28 per unit	2010/11/24	150,000,000	2010/08/06
23922	SGA Societe Generale Acceptance N.V.	JIANC Eu Wts Jan 2011	0.16	20	2011/01/10	100,000,000	2010/08/06
23923	SGA Societe Generale Acceptance N.V.	SHK P Eu Wt Aug 2011A	0.15	117.50 per 100 units	2011/08/01	300,000,000	2010/08/06

## Newly listed derivative warrants (continued)

Code	Issuer	Name of issue	Issue prices (HK\$)	Strike level/ Subscription price (HK\$) per 10 units	Subscription/ exercise period	Unit issued on initial listing	Listing date
23924	SGA Societe Generale Acceptance N.V.	SHK P Eu Wt Oct 2011	0.15	125 per 100 units	2011/10/24	300,000,000	2010/08/06
21806 <sup>#</sup>	Deutsche Bank AG	ICBC European Warrants Oct 2010 A	0.19	6.20 per unit	2010/10/04	200,000,000	2010/08/06
22651 <sup>#</sup>	HK Bank	HSI European Warrants Dec 2010 F	0.153	21,800 per 8,000 units	2010/12/30	200,000,000	2010/08/06
23953	BOCI Asia Ltd.	CC Bank European Warrants Feb 2011	0.4	7.50 per unit	2011/02/25	100,000,000	2010/08/09
23958	BOCI Asia Ltd.	CC Bank European Put Warrants Mar 2011 A	0.4	5.88 per unit	2011/03/04	100,000,000	2010/08/09
23955	BOCI Asia Ltd.	Ch Comm Cons European Warrants Feb 2011	0.5	8.88 per unit	2011/02/28	100,000,000	2010/08/09
23954	BOCI Asia Ltd.	CM Bank European Warrants Apr 2011	0.25	22.78	2011/04/15	100,000,000	2010/08/09
23959	BOCI Asia Ltd.	CM Bank European Put Warrants Apr 2011	0.25	18.88	2011/04/01	100,000,000	2010/08/09
23957	BOCI Asia Ltd.	MCC European Warrants Feb 2011	0.355	4.38 per unit	2011/02/28	100,000,000	2010/08/09
23952	BNP Paribas Arbit Issu B.V.	HSI European Wts Feb 2011	0.25	21,000 per 8,600 units	2011/02/25	100,000,000	2010/08/09
23956	BNP Paribas Arbit Issu B.V.	HSI Euro Put Wts Feb 2011 B	0.25	20,800 per 8,600 units	2011/02/25	100,000,000	2010/08/09
23973	Credit Suisse AG	HSI European Put Warrants Feb 2011 A	0.25	22,400 per 8,000 units	2011/02/25	400,000,000	2010/08/09
23968	Credit Suisse AG	HSI European Warrants Dec 2010 C	0.15	21,900 per 8,000 units	2010/12/30	400,000,000	2010/08/09
23965	Credit Suisse AG	HSI European Put Warrants Nov 2010 J	0.15	20,600 per 8,500 units	2010/11/29	425,000,000	2010/08/09
23972	Credit Suisse AG	HSI European Put Warrants Dec 2010 D	0.15	21,700 per 8,000 units	2010/12/30	400,000,000	2010/08/09
23963	Citigroup Global Mkt H Inc.	China COSCO European Wts Sep11	0.25	9.18	2011/09/26	120,000,000	2010/08/09
23960	Citigroup Global Mkt H Inc.	Ch Railway Cons Eu Wts Aug 11	0.25	11.86	2011/08/22	80,000,000	2010/08/09
23964	Citigroup Global Mkt H Inc.	New World European Wts May 11	0.25	14.88	2011/05/27	80,000,000	2010/08/09
23967	Citigroup Global Mkt H Inc.	SHK Ppt European Wts May 2011	0.25	105.88 per 100 units	2011/05/30	80,000,000	2010/08/09
23962	Citigroup Global Mkt H Inc.	SHK Ppt Euro Put Wts Jun 2011	0.15	102.78 per 100 units	2011/06/01	80,000,000	2010/08/09
23961	Citigroup Global Mkt H Inc.	Shimao Ppt Euro Wts Jul 2011	0.25	16.88	2011/07/25	80,000,000	2010/08/09
23969	Deutsche Bank AG	BOC HK European Warrants Apr 2011 A	0.25	23	2011/04/04	150,000,000	2010/08/09
23970	Deutsche Bank AG	Tencent Holdings European Warrants Feb11A	0.15	163.88 per 100 units	2011/02/28	300,000,000	2010/08/09
23974	KBC Fin Products Int'l Ltd.	Agricultural Eu Put Wt Mar 11	0.45	3.68 per unit	2011/03/18	108,000,000	2010/08/09
23971	KBC Fin Products Int'l Ltd.	BOC HK European Wts Feb 2011	0.25	20.18	2011/02/09	68,000,000	2010/08/09
23975	KBC Fin Products Int'l Ltd.	BOC HK Euro Put Wts May 2011	0.25	18	2011/05/18	68,000,000	2010/08/09
23979	KBC Fin Products Int'l Ltd.	Ch Mobile Eu Put Wt May 2011	1.12	86	2011/05/05	80,000,000	2010/08/09
23976	KBC Fin Products Int'l Ltd.	CC Bank Euro Put Wts Apr 2011B	1.02	7.48 per unit	2011/04/08	68,000,000	2010/08/09
23977	KBC Fin Products Int'l Ltd.	China Life Eur Put Wt Feb 11C	0.18	31.94	2011/02/08	108,000,000	2010/08/09
23978	KBC Fin Products Int'l Ltd.	CMB European Put Warrants Mar11	0.25	19.48	2011/03/01	80,000,000	2010/08/09
23980	KBC Fin Products Int'l Ltd.	CNOOC Euro Put Wts Oct 2011	0.15	11.98	2011/10/03	80,000,000	2010/08/09
23987	KBC Fin Products Int'l Ltd.	A50 Ch European Put Wts May 11	0.25	14	2011/05/03	80,000,000	2010/08/09
23981	KBC Fin Products Int'l Ltd.	ICBC Euro Put Wts Jan 2011	0.24	5.48 per unit	2011/01/18	108,000,000	2010/08/09
23982	KBC Fin Products Int'l Ltd.	ICBC Euro Put Wts Feb 2011 B	0.46	6 per unit	2011/02/09	80,000,000	2010/08/09
23983	KBC Fin Products Int'l Ltd.	Jiangxi Copper Eu Put Wt Mar11	0.25	16	2011/03/01	80,000,000	2010/08/09
23984	KBC Fin Products Int'l Ltd.	PetroChina Eur Put Wt Apr 11A	0.15	9.5	2011/04/15	88,000,000	2010/08/09
23985	KBC Fin Products Int'l Ltd.	PetroChina Eur Put Wt Apr 11B	0.25	10.48	2011/04/08	88,000,000	2010/08/09
23986	KBC Fin Products Int'l Ltd.	PetroChina Eur Put Wt Jun 2011	0.15	8.58	2011/06/15	88,000,000	2010/08/09
23966	Macquarie Bank Ltd.	BOCHK European Warrants Jun 2011 A	0.256	23.88	2011/06/02	250,000,000	2010/08/09
23947	Merrill Lynch Int'l & Co. C.V.	HSI European Warrants Jul 11A	0.151	22,300 per 15,000 units	2011/07/28	200,000,000	2010/08/09
23950	Merrill Lynch Int'l & Co. C.V.	HSI European Put Wts Jan 11E	0.16	19,500 per 8,500 units	2011/01/28	200,000,000	2010/08/09
23951	Merrill Lynch Int'l & Co. C.V.	HSI European Put Wts Jun 11C	0.255	19,000 per 8,000 units	2011/06/29	200,000,000	2010/08/09
23945	Merrill Lynch Int'l & Co. C.V.	HSI European Warrants Dec10H	0.185	20,300 per 10,000 units	2010/12/30	200,000,000	2010/08/09

## Newly listed derivative warrants (continued)

Code	Issuer	Name of issue	Issue prices (HK\$)	Strike level/ Subscription price (HK\$) per 10 units	Subscription/ exercise period	Unit issued on initial listing	Listing date
23946	Merrill Lynch Int'l & Co. C.V.	HSI European Warrants Dec10I	0.152	22,400 per 7,500 units	2010/12/30	200,000,000	2010/08/09
23948	Merrill Lynch Int'l & Co. C.V.	HSI European Put Wts Nov10I	0.154	20,700 per 12,000 units	2010/11/29	200,000,000	2010/08/09
23949	Merrill Lynch Int'l & Co. C.V.	HSI European Put Wts Dec10J	0.234	22,100 per 10,000 units	2010/12/30	200,000,000	2010/08/09
21784 <sup>#</sup>	Credit Suisse AG	HKEx European Warrants Oct 2010 B	0.063	130 per 100 units	2010/10/04	300,000,000	2010/08/09
22186 <sup>#</sup>	Merrill Lynch Int'l & Co. C.V.	HSI European Warrants Sep10B	0.066	21,500 per 10,000 units	2010/09/29	200,000,000	2010/08/09
24017	Credit Suisse AG	CC Bank European Warrants Dec 2010 B	0.15	7.69 per unit	2010/12/23	300,000,000	2010/08/10
24001	Credit Suisse AG	Cheung Kong European Warrants Mar 2011	0.15	91.88 per 100 units	2011/03/07	300,000,000	2010/08/10
24000	Credit Suisse AG	Tencent Holdings European Wts Feb 2011 A	0.15	163.80 per 100 units	2011/02/14	300,000,000	2010/08/10
10987	Deutsche Bank AG	AUD/USD European Put Warrants Feb 2011	0.26	0.84 per 1 units	2011/02/14	50,000,000	2010/08/10
24020	Deutsche Bank AG	Fushan Energy European Warrants Dec 2010	0.42	5.50 per unit	2010/12/28	100,000,000	2010/08/10
24013	Deutsche Bank AG	HSI European Warrants Dec 2010 I	0.15	22,000 per 8,000 units	2010/12/30	300,000,000	2010/08/10
24014	Deutsche Bank AG	HSI European Warrants Dec 2010 J	0.15	22,500 per 7,500 units	2010/12/30	300,000,000	2010/08/10
24021	Deutsche Bank AG	ICBC European Warrants Jan 2011	0.295	6.50 per unit	2011/01/04	200,000,000	2010/08/10
24038	Goldman Sachs SP (Asia)	HSI European Put Wts Jan 2011	0.15	21,000 per 9,500 units	2011/01/28	200,000,000	2010/08/10
24030	Goldman Sachs SP (Asia)	HSI European Warrants Dec 2010 E	0.15	22,000 per 8,000 units	2010/12/30	200,000,000	2010/08/10
24031	Goldman Sachs SP (Asia)	HSI European Warrants Jan 2011 A	0.19	21,000 per 8,000 units	2011/01/28	200,000,000	2010/08/10
24032	Goldman Sachs SP (Asia)	HSI European Warrants Jan 2011 B	0.16	21,600 per 7,500 units	2011/01/28	200,000,000	2010/08/10
24033	Goldman Sachs SP (Asia)	HSI European Warrants Feb 2011 A	0.25	21,000 per 7,500 units	2011/02/25	200,000,000	2010/08/10
24034	Goldman Sachs SP (Asia)	HSI European Warrants Feb 2011 B	0.25	22,000 per 5,000 units	2011/02/25	200,000,000	2010/08/10
24035	Goldman Sachs SP (Asia)	HSI European Warrants Feb 2011 C	0.25	22,600 per 5,000 units	2011/02/25	200,000,000	2010/08/10
24036	Goldman Sachs SP (Asia)	HSI European Put Wts Dec 2010 F	0.15	21,000 per 8,000 units	2010/12/30	200,000,000	2010/08/10
24037	Goldman Sachs SP (Asia)	HSI European Put Wts Dec 2010 G	0.18	21,600 per 8,000 units	2010/12/30	200,000,000	2010/08/10
24039	Goldman Sachs SP (Asia)	HSI European Put Wts Feb 2011 D	0.25	21,200 per 6,000 units	2011/02/25	200,000,000	2010/08/10
24040	Goldman Sachs SP (Asia)	HSI European Put Wts Feb 2011 E	0.25	22,200 per 8,000 units	2011/02/25	200,000,000	2010/08/10
23991	HK Bank	Cheung Kong European Warrants Feb 2011	0.25	110	2011/02/10	100,000,000	2010/08/10
23992	HK Bank	CNOOC European Warrants Apr 2011	0.25	14.28	2011/04/18	120,000,000	2010/08/10
23993	HK Bank	Tencent European Put Warrants May 2011	0.25	138 per 100 units	2011/05/26	160,000,000	2010/08/10
23997	J P Morgan SP BV	BOC HK European Warrants Mar 2011	0.25	22.88	2011/03/30	150,000,000	2010/08/10
23998	J P Morgan SP BV	China COSCO European Warrants Nov 2011	0.25	10	2011/11/11	200,000,000	2010/08/10
23999	J P Morgan SP BV	ICBC European Warrants Feb 2011	0.25	7.08 per unit	2011/02/10	100,000,000	2010/08/10
24025	KBC Fin Products Int'l Ltd.	Sinopec Corp Eu Put Wt Feb 11D	0.25	5 per unit	2011/02/10	80,000,000	2010/08/10
24022	KBC Fin Products Int'l Ltd.	HSBC European Wts Mar 2011	0.17	100	2011/03/01	108,000,000	2010/08/10
24023	KBC Fin Products Int'l Ltd.	HSBC European Wts Sep 2011A	0.15	80 per 100 units	2011/09/01	108,000,000	2010/08/10
24026	KBC Fin Products Int'l Ltd.	HSBC Euro Put Wts May 2011 C	0.15	84.88 per 100 units	2011/05/03	108,000,000	2010/08/10
24027	KBC Fin Products Int'l Ltd.	HSBC Euro Put Wts Jul 2011	0.25	98 per 100 units	2011/07/18	108,000,000	2010/08/10
24028	KBC Fin Products Int'l Ltd.	HSBC Euro Put Wts Oct 2011 A	0.18	89.95 per 100 units	2011/10/03	108,000,000	2010/08/10
24024	KBC Fin Products Int'l Ltd.	SHK Ppt European Wts Jun 2011	0.22	100.98 per 100 units	2011/06/24	88,000,000	2010/08/10
24029	KBC Fin Products Int'l Ltd.	SHK Ppt Euro Put Wts Jul 2011	0.25	128 per 100 units	2011/07/04	80,000,000	2010/08/10
24016	Macquarie Bank Ltd.	CM Bank European Warrants Mar 2011	0.254	24	2011/03/02	250,000,000	2010/08/10
24002	Macquarie Bank Ltd.	CM Bank European Put Warrants Mar 2011	0.251	20	2011/03/02	200,000,000	2010/08/10
23988	Merrill Lynch Int'l & Co. C.V.	HSI European Warrants Jan11B	0.255	19,800 per 9,000 units	2011/01/28	200,000,000	2010/08/10
23989	Merrill Lynch Int'l & Co. C.V.	HSI European Warrants Jan11C	0.204	21,000 per 8,000 units	2011/01/28	200,000,000	2010/08/10
23990	Merrill Lynch Int'l & Co. C.V.	HSI European Warrants Jan11D	0.176	21,700 per 7,500 units	2011/01/28	200,000,000	2010/08/10

## Newly listed derivative warrants (continued)

Code	Issuer	Name of issue	Issue prices (HK\$)	Strike level/ Subscription price (HK\$) per 10 units	Subscription/ exercise period	Unit issued on initial listing	Listing date
23994	Merrill Lynch Int'l & Co. C.V.	HSI European Put Wts Jan 11F	0.152	20,100 per 8,000 units	2011/01/28	200,000,000	2010/08/10
23995	Merrill Lynch Int'l & Co. C.V.	HSI European Put Wts Jan 11G	0.168	20,900 per 9,500 units	2011/01/28	200,000,000	2010/08/10
23996	Merrill Lynch Int'l & Co. C.V.	HSI European Put Wts Jan 11H	0.162	22,300 per 14,800 units	2011/01/28	200,000,000	2010/08/10
24003	CC Rabobank B.A.	BOC HK European Warrants Aug 2011	0.25	21.8	2011/08/30	120,000,000	2010/08/10
24005	CC Rabobank B.A.	Ch Mobile European Warrants Feb 2011 A	0.39	82.5	2011/02/25	75,000,000	2010/08/10
24004	CC Rabobank B.A.	CC Bank European Warrants Feb 2011 A	0.3	7.28 per unit	2011/02/25	75,000,000	2010/08/10
24006	CC Rabobank B.A.	CNOOC European Warrants Jul 2011 A	0.25	13.5	2011/07/28	150,000,000	2010/08/10
24008	CC Rabobank B.A.	Dongfang Elec European Warrants Feb 2011	0.66	30	2011/02/25	60,000,000	2010/08/10
24007	CC Rabobank B.A.	Digital China European Warrants Feb 2011	0.25	13.8	2011/02/25	120,000,000	2010/08/10
24015	CC Rabobank B.A.	A50 China European Warrants Nov 2011 B	0.25	13.2	2011/11/11	120,000,000	2010/08/10
24009	CC Rabobank B.A.	Hutchison European Warrants Feb 2011 A	0.27	56	2011/02/25	75,000,000	2010/08/10
24010	CC Rabobank B.A.	ICBC European Warrants Feb 2011 A	0.33	6.50 per unit	2011/02/25	75,000,000	2010/08/10
24011	CC Rabobank B.A.	Shanghai Ind European Warrants Feb 2011	0.25	41.2	2011/02/25	60,000,000	2010/08/10
24012	CC Rabobank B.A.	Tencent Holdings European Wts Feb 2011	0.15	163.88 per 100 units	2011/02/14	150,000,000	2010/08/10
24018	RB of Scotland N.V.	China Mobile European Wts Dec 2011	0.15	73.888 per 100 units	2011/12/05	300,000,000	2010/08/10
24019	RB of Scotland N.V.	HSI European Put Warrants Dec 2010 D	0.198	22,200 per 10,000 units	2010/12/30	250,000,000	2010/08/10
23430*	KBC Fin Products Int'l Ltd.	BOC HK European Wts Mar 2011	0.222	18.88	2011/03/01	222,000,000	2010/08/10
24076	BNP Paribas Arbit Issu B.V.	Agile Ppt European Wts Oct 11	0.25	11.28	2011/10/03	100,000,000	2010/08/11
24077	BNP Paribas Arbit Issu B.V.	CC Bank Euro Wts Apr 2011	0.25	8.28 per unit	2011/04/04	200,000,000	2010/08/11
24078	BNP Paribas Arbit Issu B.V.	Ch Mobile Euro Wts Dec 2010 B	0.22	88.83	2010/12/06	200,000,000	2010/08/11
24068	Credit Suisse AG	BOCL European Warrants Dec 2010	0.15	4.50 per unit	2010/12/21	300,000,000	2010/08/11
24071	Credit Suisse AG	China Mobile European Warrants Oct 2012	0.15	83.90 per 100 units	2012/10/29	300,000,000	2010/08/11
24070	Credit Suisse AG	CC Bank European Warrants Jan 2011 A	0.15	7.99 per unit	2011/01/17	300,000,000	2010/08/11
24067	Credit Suisse AG	HKEx European Warrants Jun 2011 A	0.15	139.90 per 100 units	2011/06/27	300,000,000	2010/08/11
24073	Credit Suisse AG	HSCEI European Warrants Nov 2010	0.15	12,050 per 6,200 units	2010/11/29	310,000,000	2010/08/11
24075	Credit Suisse AG	HSCEI European Warrants Apr 2011 A	0.25	13,200 per 6,200 units	2011/04/28	310,000,000	2010/08/11
24074	Credit Suisse AG	HSCEI European Put Warrants Jan 2011	0.15	11,450 per 6,500 units	2011/01/28	325,000,000	2010/08/11
24072	Credit Suisse AG	HSI European Warrants Nov 2010 K	0.15	22,400 per 7,500 units	2010/11/29	375,000,000	2010/08/11
24069	Credit Suisse AG	ICBC European Warrants Jan 2011 A	0.15	6.89 per unit	2011/01/17	300,000,000	2010/08/11
24052	HK Bank	HSI European Warrants Dec 2010 K	0.15	22,500 per 7,500 units	2010/12/30	160,000,000	2010/08/11
24053	HK Bank	HSI European Warrants Feb 2011 A	0.25	21,800 per 10,000 units	2011/02/25	160,000,000	2010/08/11
24054	HK Bank	HSI European Warrants Feb 2011 B	0.25	22,800 per 9,200 units	2011/02/25	160,000,000	2010/08/11
24055	HK Bank	HSI European Warrants Feb 2011 C	0.25	23,300 per 8,000 units	2011/02/25	160,000,000	2010/08/11
24059	KBC Fin Products Int'l Ltd.	HSCEI Euro Put Wts Jan 2011	0.15	11,500 per 6,500 units	2011/01/28	100,000,000	2010/08/11
24060	KBC Fin Products Int'l Ltd.	HSCEI Euro Put Wts Feb 2011 A	0.25	12,000 per 6,500 units	2011/02/25	100,000,000	2010/08/11
24061	KBC Fin Products Int'l Ltd.	HSCEI Euro Put Wts Feb 2011 B	0.25	12,500 per 7,000 units	2011/02/25	100,000,000	2010/08/11
24062	KBC Fin Products Int'l Ltd.	HSI Euro Put Wts Feb 2011 C	0.25	21,400 per 8,000 units	2011/02/25	200,000,000	2010/08/11
24063	KBC Fin Products Int'l Ltd.	HSI Euro Put Wts Feb 2011 D	0.25	21,800 per 8,800 units	2011/02/25	200,000,000	2010/08/11
24064	KBC Fin Products Int'l Ltd.	HSI Euro Put Wts Feb 2011 E	0.25	22,800 per 9,500 units	2011/02/25	200,000,000	2010/08/11
24065	KBC Fin Products Int'l Ltd.	HSI Euro Put Wts Mar 2011 A	0.26	23,200 per 10,000 units	2011/03/30	200,000,000	2010/08/11
24066	KBC Fin Products Int'l Ltd.	HSI Euro Put Wts Mar 2011 B	0.28	23,600 per 10,500 units	2011/03/30	200,000,000	2010/08/11
24042	Macquarie Bank Ltd.	China Life European Wts Feb 2011	0.25	40	2011/02/11	300,000,000	2010/08/11
24047	Macquarie Bank Ltd.	China Life European Put Wts Feb 2011	0.151	30.88	2011/02/09	300,000,000	2010/08/11

## Newly listed derivative warrants (continued)

Code	Issuer	Name of issue	Issue prices (HK\$)	Strike level/ Subscription price (HK\$) per 10 units	Subscription/ exercise period	Unit issued on initial listing	Listing date
24043	Macquarie Bank Ltd.	Dongfeng Motor European Wts Jul 2011 A	0.25	12.88	2011/07/05	150,000,000	2010/08/11
24044	Macquarie Bank Ltd.	HSI European Warrants Nov 2010 D	0.153	22,500 per 7,500 units	2010/11/29	300,000,000	2010/08/11
24048	Macquarie Bank Ltd.	HSI European Put Warrants Nov 2010 E	0.172	21,300 per 9,000 units	2010/11/29	300,000,000	2010/08/11
24045	Macquarie Bank Ltd.	Hutchison European Warrants Jun 2011 A	0.252	62	2011/06/02	150,000,000	2010/08/11
24046	Macquarie Bank Ltd.	Sands China European Warrants Feb 2011	0.251	13.88	2011/02/11	300,000,000	2010/08/11
24041	RB of Scotland N.V.	BYD European Warrants May 2011	0.15	60.888 per 100 units	2011/05/23	250,000,000	2010/08/11
24058	RB of Scotland N.V.	China Mobile European Wts Dec 2010	0.334	84.08	2010/12/22	100,000,000	2010/08/11
24056	RB of Scotland N.V.	CC Bank European Warrants Dec 2010 A	0.42	6.888 per unit	2010/12/13	100,000,000	2010/08/11
24057	RB of Scotland N.V.	CC Bank European Warrants Dec 2010 B	0.24	7.508 per unit	2010/12/30	100,000,000	2010/08/11
24049	SGA Societe Generale Acceptance N.V.	CNOOC Eu Wt Sep 2011	0.18	14.58	2011/09/28	300,000,000	2010/08/11
24050	SGA Societe Generale Acceptance N.V.	HSBC Eu Wt Jan 2011 B	0.26	93.98	2011/01/05	100,000,000	2010/08/11
24051	SGA Societe Generale Acceptance N.V.	HSBC Eu Wt Sep 2011 C	0.16	70 per 100 units	2011/09/12	500,000,000	2010/08/11
19896 <sup>#</sup>	Merrill Lynch Int'l & Co. C.V.	HKEx Euro Wts Oct 2010 B	0.017	144.99 per 100 units	2010/10/25	600,000,000	2010/08/11
24083	BNP Paribas Arbit Issu B.V.	BOCHK European Warrants Mar 11	0.15	22.05	2011/03/24	200,000,000	2010/08/12
24082	BNP Paribas Arbit Issu B.V.	BOCL European Wts Aug 2012	0.5	5.38 per unit	2012/08/31	200,000,000	2010/08/12
24085	BNP Paribas Arbit Issu B.V.	China Coal Euro Wts Nov 2011	0.26	12.38	2011/11/29	200,000,000	2010/08/12
24084	BNP Paribas Arbit Issu B.V.	Cheung Kong Euro Wt Oct 2012	0.15	96.93 per 100 units	2012/10/05	200,000,000	2010/08/12
24088	BNP Paribas Arbit Issu B.V.	HKEx European Put Wts May2011A	0.21	133.10 per 100 units	2011/05/25	100,000,000	2010/08/12
24086	BNP Paribas Arbit Issu B.V.	Jiangxi Copper Eu Wts Nov 2011	0.41	18.38	2011/11/04	200,000,000	2010/08/12
24087	BNP Paribas Arbit Issu B.V.	SHK Ppt European Warrants Dec12	0.25	122.88 per 100 units	2012/12/03	200,000,000	2010/08/12
24091	Credit Suisse AG	China Life European Warrants Nov 10A	0.15	36.98	2010/11/12	300,000,000	2010/08/12
24092	Credit Suisse AG	China Life European Warrants Nov 2010 B	0.15	38.85	2010/11/29	300,000,000	2010/08/12
24095	Credit Suisse AG	China Life European Put Warrants Nov 2010	0.15	33	2010/11/29	300,000,000	2010/08/12
24096	Citigroup Global Mkt H Inc.	China Mobile Eur Wt Jun 2012	0.15	84.88 per 100 units	2012/06/29	150,000,000	2010/08/12
24097	Citigroup Global Mkt H Inc.	ICBC European Wts Jan 2011	0.25	6.50 per unit	2011/01/17	80,000,000	2010/08/12
24099	Deutsche Bank AG	China Mobile European Warrants Feb 2011 A	0.27	92	2011/02/21	200,000,000	2010/08/12
24100	Deutsche Bank AG	Wynn Macau European Warrants Mar 2011	0.25	14	2011/03/14	100,000,000	2010/08/12
24093	HK Bank	China Mobile European Put Warrants Feb 2011	0.25	74.88	2011/02/14	100,000,000	2010/08/12
24094	HK Bank	China Mobile European Put Warrants Dec 2011	0.25	88.88 per 100 units	2011/12/29	100,000,000	2010/08/12
24089	J P Morgan SP BV	CNOOC European Warrants Jan 2011	0.15	13.7	2011/01/24	200,000,000	2010/08/12
24090	J P Morgan SP BV	A50 China European Warrants Jun 2011	0.15	13.9	2011/06/23	200,000,000	2010/08/12
24101	KBC Fin Products Int'l Ltd.	CITIC Bank Euro Wts Mar 2011	0.31	6.38 per unit	2011/03/08	80,000,000	2010/08/12
24109	KBC Fin Products Int'l Ltd.	CITIC Bank Eur Put Wt Mar 2011	0.49	5.18 per unit	2011/03/10	80,000,000	2010/08/12
24102	KBC Fin Products Int'l Ltd.	Cheung Kong Eur Wts Feb 2011 A	0.27	115	2011/02/14	108,000,000	2010/08/12
24110	KBC Fin Products Int'l Ltd.	CK(H) Euro Put Wts Jul 2011	0.25	110 per 100 units	2011/07/08	108,000,000	2010/08/12
24103	KBC Fin Products Int'l Ltd.	CRCC European Wts Aug 2011	0.25	11.68	2011/08/08	100,000,000	2010/08/12
24111	KBC Fin Products Int'l Ltd.	CRCC European Put Wts Aug11	0.25	10.38	2011/08/08	100,000,000	2010/08/12
24104	KBC Fin Products Int'l Ltd.	Esprit European Wts May 2011	0.25	58.88	2011/05/18	80,000,000	2010/08/12
24105	KBC Fin Products Int'l Ltd.	Huaneng Power Eur Wts Jul 2011	0.69	4.58 per unit	2011/07/04	58,000,000	2010/08/12
24112	KBC Fin Products Int'l Ltd.	HuanengPower Euro Put Wt Jun11	0.61	4.48 per unit	2011/06/10	58,000,000	2010/08/12
24107	KBC Fin Products Int'l Ltd.	Li & Fung European Wts Jun11	0.25	49.8	2011/06/08	58,000,000	2010/08/12
24113	KBC Fin Products Int'l Ltd.	Li & Fung Euro Put Wt Jun11	0.43	34	2011/06/03	58,000,000	2010/08/12
24106	KBC Fin Products Int'l Ltd.	New World European Wts Jun11 A	0.25	14.8	2011/06/01	80,000,000	2010/08/12

## Newly listed derivative warrants (continued)

Code	Issuer	Name of issue	Issue prices (HK\$)	Strike level/ Subscription price (HK\$) per 10 units	Subscription/ exercise period	Unit issued on initial listing	Listing date
24114	KBC Fin Products Int'l Ltd.	New World Euro Put Wt May11	0.25	13.68	2011/05/09	80,000,000	2010/08/12
24108	KBC Fin Products Int'l Ltd.	Wharf European Warrants Jun11A	0.37	48	2011/06/10	80,000,000	2010/08/12
24098	Macquarie Bank Ltd.	Henganintl European Warrants Feb 2011	0.36	83.88	2011/02/14	180,000,000	2010/08/12
24079	Merrill Lynch Int'l & Co. C.V.	Ch Mobile Eur Wt Oct 2012	0.15	83.87 per 100 units	2012/10/26	200,000,000	2010/08/12
24080	Merrill Lynch Int'l & Co. C.V.	SHK Ppt Euro Wts Dec 2012	0.25	130 per 100 units	2012/12/03	200,000,000	2010/08/12
24117	CC Rabobank B.A.	Ch Mobile European Put Wts Dec 2011	0.15	80 per 100 units	2011/12/23	200,000,000	2010/08/12
24118	CC Rabobank B.A.	China Life European Put Warrants Jan 2011	0.2	33	2011/01/07	200,000,000	2010/08/12
24115	CC Rabobank B.A.	Ch Mobile European Warrants Jan 2011 B	0.37	88.8	2011/01/21	100,000,000	2010/08/12
24116	CC Rabobank B.A.	Ch Mobile European Warrants Feb 2011 B	0.29	92.88	2011/02/22	100,000,000	2010/08/12
24081	UBS AG	China Mobile European Warrants Feb 2011 B	0.25	93.88	2011/02/28	100,000,000	2010/08/12
19230 <sup>#</sup>	Credit Suisse	China Mobile European Put Warrants Oct 2010	0.021	78.88 per 100 units	2010/10/25	500,000,000	2010/08/12
24146	Credit Suisse AG	Hutchison European Put Warrants Feb 2011	0.25	52.8	2011/02/14	300,000,000	2010/08/13
24142	Credit Suisse AG	Hutchison European Warrants Feb 2011 A	0.25	64.8	2011/02/14	300,000,000	2010/08/13
24159	Credit Suisse AG	Hutchison European Warrants Feb 2011 B	0.25	70	2011/02/21	300,000,000	2010/08/13
24120	Citigroup Global Mkt H Inc.	Ch Overseas Euro Wts Jun 2011 A	0.25	18.88	2011/06/27	80,000,000	2010/08/13
24119	Citigroup Global Mkt H Inc.	C Transmission Euro Wt Jun11	0.25	19.88	2011/06/27	80,000,000	2010/08/13
24121	Citigroup Global Mkt H Inc.	Hang Lung Ppt Euro Wts May2011	0.25	37.88	2011/05/11	50,000,000	2010/08/13
24124	Citigroup Global Mkt H Inc.	HSI European Warrants Feb2011A	0.15	21,500 per 10,000 units	2011/02/25	80,000,000	2010/08/13
24128	Citigroup Global Mkt H Inc.	HSI European Put Wts Jan 2011	0.15	21,000 per 9,500 units	2011/01/28	80,000,000	2010/08/13
24122	Citigroup Global Mkt H Inc.	MTRC European Wts May 2011	0.25	30	2011/05/23	50,000,000	2010/08/13
24123	Citigroup Global Mkt H Inc.	Skyworth Digital Euro Wt Mar11	0.15	6.88	2011/03/22	80,000,000	2010/08/13
24144	Deutsche Bank AG	Agricultural Bk European Warrants Jan 11	0.15	3.88 per unit	2011/01/12	150,000,000	2010/08/13
24145	Deutsche Bank AG	Agricultural Bk European Warrants Mar 11	0.15	4.28 per unit	2011/03/21	150,000,000	2010/08/13
24149	Deutsche Bank AG	Hutchison European Warrants Feb 2011 A	0.35	60.88	2011/02/14	150,000,000	2010/08/13
24162	Deutsche Bank AG	Hutchison European Warrants Mar 2011 A	0.31	65	2011/03/15	150,000,000	2010/08/13
24166	Goldman Sachs SP (Asia)	China Mobile Euro Wts Feb 2011 A	0.25	93	2011/02/21	200,000,000	2010/08/13
24164	Goldman Sachs SP (Asia)	China Life Euro Wts Mar 2011 A	0.25	37.5	2011/03/21	200,000,000	2010/08/13
24167	Goldman Sachs SP (Asia)	Sinopec Corp European Wts Feb11A	0.25	7.28 per unit	2011/02/14	200,000,000	2010/08/13
24168	Goldman Sachs SP (Asia)	HKEx European Warrants Feb 2011	0.25	159	2011/02/14	200,000,000	2010/08/13
24169	Goldman Sachs SP (Asia)	HSBC European Warrants Feb 2011	0.25	94.5	2011/02/14	200,000,000	2010/08/13
24137	J P Morgan SP BV	Agricultural Bk European Warrants Jan 11	0.254	3.48 per unit	2011/01/10	150,000,000	2010/08/13
24143	J P Morgan SP BV	Agricultural Bk European Warrants Feb 11	0.25	4 per unit	2011/02/25	150,000,000	2010/08/13
24138	J P Morgan SP BV	Cathay Pacific European Warrants May 2011	0.256	20	2011/05/30	120,000,000	2010/08/13
24163	KBC Fin Products Int'l Ltd.	CC Bank Euro Wts Dec 2010 C	0.205	7.39 per unit	2010/12/01	128,000,000	2010/08/13
24165	KBC Fin Products Int'l Ltd.	Hutchison Eur Put Wts Feb 11D	1.36	70	2011/02/14	70,000,000	2010/08/13
24160	KBC Fin Products Int'l Ltd.	Hutchison Euro Wts Feb 2011 B	0.25	68	2011/02/14	108,000,000	2010/08/13
24161	KBC Fin Products Int'l Ltd.	Hutchison Euro Wts Feb 2011 C	0.25	73.88	2011/02/14	108,000,000	2010/08/13
24154	Macquarie Bank Ltd.	Agricultural Bk European Warrants Mar11	0.151	4.28 per unit	2011/03/21	168,000,000	2010/08/13
24158	Macquarie Bank Ltd.	Agricultural Bk European Put Wt Jan11	0.214	3.18 per unit	2011/01/24	128,000,000	2010/08/13
24155	Macquarie Bank Ltd.	Cheung Kong European Warrants Mar 2011	0.254	128	2011/03/03	200,000,000	2010/08/13
24156	Macquarie Bank Ltd.	Hutchison European Warrants Feb 2011 A	0.25	68.88	2011/02/14	200,000,000	2010/08/13
24157	Macquarie Bank Ltd.	Li & Fung European Warrants Feb 2011	0.251	43.88	2011/02/14	200,000,000	2010/08/13
24139	CC Rabobank B.A.	Agricultural Bk European Warrants Jan 11	0.167	3.88 per unit	2011/01/12	75,000,000	2010/08/13



## Newly listed derivative warrants (continued)

Code	Issuer	Name of issue	Issue prices (HK\$)	Strike level/ Subscription price (HK\$) per 10 units	Subscription/ exercise period	Unit issued on initial listing	Listing date
24140	CC Rabobank B.A.	Agricultural Bk European Warrants Mar 11	0.17	3.99 per unit	2011/03/28	75,000,000	2010/08/13
24141	CC Rabobank B.A.	Agricultural Bk European Put Wts Feb11	0.27	3.33 per unit	2011/02/22	75,000,000	2010/08/13
24148	Standard Chartered Bank	China Life European Warrants Apr11A	0.25	38.38	2011/04/28	200,000,000	2010/08/13
24147	Standard Chartered Bank	HSBC European Warrants Mar 2011	0.41	88.38	2011/03/16	100,000,000	2010/08/13
24129	SGA Societe Generale Acceptance N.V.	BOCL Eu Wt Apr 2011 A	0.33	4.55 per unit	2011/04/18	120,000,000	2010/08/13
24127	SGA Societe Generale Acceptance N.V.	BOCL Eu Wt Jan 2011 B	0.2	4.80 per unit	2011/01/31	120,000,000	2010/08/13
24130	SGA Societe Generale Acceptance N.V.	BOCom Eur Wt Feb 2011	0.61	10.28 per unit	2011/02/14	100,000,000	2010/08/13
24131	SGA Societe Generale Acceptance N.V.	CCoal Eur Wt Jun 2011	0.25	11.68	2011/06/08	100,000,000	2010/08/13
24132	SGA Societe Generale Acceptance N.V.	CNOOC Eu Wt Apr 2011A	0.17	13.5	2011/04/04	200,000,000	2010/08/13
24133	SGA Societe Generale Acceptance N.V.	HKEx Eu Wt Jul 2011 A	0.15	133.88 per 100 units	2011/07/18	300,000,000	2010/08/13
24134	SGA Societe Generale Acceptance N.V.	HKEx Eu Wt Dec 2011 A	0.2	128 per 100 units	2011/12/12	300,000,000	2010/08/13
24126	SGA Societe Generale Acceptance N.V.	HSI Eu Put Wt Feb 11A	0.3	22,800 per 9,000 units	2011/02/25	300,000,000	2010/08/13
24125	SGA Societe Generale Acceptance N.V.	HSI Eu Put Wt Dec10K	0.21	22,200 per 10,000 units	2010/12/30	300,000,000	2010/08/13
24135	SGA Societe Generale Acceptance N.V.	HWL Eur Wt Jan 2011	0.19	59.88	2011/01/03	100,000,000	2010/08/13
24150	SGA Societe Generale Acceptance N.V.	Tencent Eu Wt Nov10C	0.15	153.88 per 100 units	2010/11/15	200,000,000	2010/08/13
24151	SGA Societe Generale Acceptance N.V.	Tencent Eu Wt Feb11C	0.18	160 per 100 units	2011/02/23	200,000,000	2010/08/13
24136	SGA Societe Generale Acceptance NV	Yanzhou Coal Eu Wt May11	0.28	20	2011/05/18	100,000,000	2010/08/13
24152	UBS AG	BOC HK European Warrants Mar 2011	0.15	22	2011/03/24	100,000,000	2010/08/13
24153	UBS AG	CNOOC European Warrants Jan 2011	0.15	13.7	2011/01/24	100,000,000	2010/08/13
24174	Barclays Bank plc	China Mobile European Wts Feb 2011	0.28	89.88	2011/02/21	100,000,000	2010/08/16
24175	Barclays Bank plc	China Mobile European Wts Jun 2012	0.16	84.88 per 100 units	2012/06/18	150,000,000	2010/08/16
24178	Barclays Bank plc	China Mobile European Put Wts Feb 2011	0.28	73.88	2011/02/21	100,000,000	2010/08/16
24176	Barclays Bank plc	CC Bank European Warrants Mar 2011	0.43	7.50 per unit	2011/03/07	100,000,000	2010/08/16
24177	Barclays Bank plc	CM Bank European Put Warrants Mar 2011	0.25	19.28	2011/03/21	100,000,000	2010/08/16
24194	Credit Suisse AG	China Mobile European Warrants Feb 2011 A	0.25	92.38	2011/02/16	300,000,000	2010/08/16
24170	Citigroup Global Mkt H Inc.	BOCL European Wts Mar 2011	0.25	4.58 per unit	2011/03/28	80,000,000	2010/08/16
24171	Citigroup Global Mkt H Inc.	Hutchison Euro Put Wt Feb 2011	0.25	56	2011/02/25	80,000,000	2010/08/16
24172	Citigroup Global Mkt H Inc.	Sands China European Wts Apr11	0.25	12.88	2011/04/18	80,000,000	2010/08/16
24173	Citigroup Global Mkt H Inc.	Wynn Macau European Wts May11	0.25	14.88	2011/05/30	80,000,000	2010/08/16
24184	Deutsche Bank AG	Minsheng Bank European Warrants Feb 2011	0.47	8.28 per unit	2011/02/28	150,000,000	2010/08/16
24185	Deutsche Bank AG	Hutchison European Put Warrants Feb 2011	0.33	55	2011/02/28	100,000,000	2010/08/16
24188	J P Morgan SP BV	HKEx European Warrants Aug 2011 A	0.15	143 per 100 units	2011/08/08	300,000,000	2010/08/16
24187	J P Morgan SP BV	Hutchison European Warrants Feb 2011A	0.283	62.88	2011/02/16	100,000,000	2010/08/16
24191	J P Morgan SP BV	Hutchison European Put Warrants Feb 2011	0.284	56.88	2011/02/16	100,000,000	2010/08/16
24189	J P Morgan SP BV	Tencent European Warrants Feb 2011	0.15	163.88 per 100 units	2011/02/14	200,000,000	2010/08/16
24196	KBC Fin Products Int'l Ltd.	BOC HK European Wts May 2011	0.15	22.88	2011/05/23	128,000,000	2010/08/16
24195	KBC Fin Products Int'l Ltd.	BOCL European Wts Jan 2011 D	0.15	4.81 per unit	2011/01/26	128,000,000	2010/08/16
24197	KBC Fin Products Int'l Ltd.	China Life Euro Wts Mar 2011 A	0.17	38.38	2011/03/01	208,000,000	2010/08/16
24199	KBC Fin Products Int'l Ltd.	HSCEI Euro Wts Feb 2011 C	0.25	12,200 per 6,200 units	2011/02/25	100,000,000	2010/08/16
24200	KBC Fin Products Int'l Ltd.	HSCEI Euro Wts Feb 2011 D	0.25	13,000 per 5,800 units	2011/02/25	100,000,000	2010/08/16
24201	KBC Fin Products Int'l Ltd.	Hutchison Eur Put Wts Feb 11E	0.25	53.8	2011/02/16	138,000,000	2010/08/16
24198	KBC Fin Products Int'l Ltd.	Tencent Holdings Eu Wt Apr 11	0.15	158 per 100 units	2011/04/18	128,000,000	2010/08/16
24202	KBC Fin Products Int'l Ltd	Tencent Holdings Eu Put Wt Jun11A	0.25	155 per 100 units	2011/06/01	128,000,000	2010/08/16

## Newly listed derivative warrants (continued)

Code	Issuer	Name of issue	Issue prices (HK\$)	Strike level/ Subscription price (HK\$) per 10 units	Subscription/ exercise period	Unit issued on initial listing	Listing date
24179	Macquarie Bank Ltd.	China EB Ltd European Warrants Feb 11	0.251	25.88	2011/02/28	168,000,000	2010/08/16
24181	Macquarie Bank Ltd.	Ch Oilfield European Warrants Mar 2011	0.25	11.5	2011/03/02	200,000,000	2010/08/16
24180	Macquarie Bank Ltd.	Minsheng Bank European Wts Feb 11A	0.25	9.80 per unit	2011/02/16	88,000,000	2010/08/16
24206	CC Rabobank B.A.	ChiUnicom European Warrants Jul 2011	0.25	10.5	2011/07/29	200,000,000	2010/08/16
24203	CC Rabobank B.A.	CC Bank European Warrants Feb 2011 B	0.25	7.80 per unit	2011/02/21	75,000,000	2010/08/16
24207	CC Rabobank B.A.	CITIC Pacific European Warrants Mar 2011	0.25	17.2	2011/03/30	150,000,000	2010/08/16
24204	CC Rabobank B.A.	China Life European Warrants Feb 2011 A	0.25	37	2011/02/25	50,000,000	2010/08/16
24205	CC Rabobank B.A.	Sinopec Corp European Warrants Feb 2011	0.25	7.10 per unit	2011/02/16	75,000,000	2010/08/16
24208	CC Rabobank B.A.	Hutchison European Warrants Feb 2011 B	0.25	66	2011/02/16	75,000,000	2010/08/16
24209	CC Rabobank B.A.	ICBC European Warrants Feb 2011 B	0.25	7 per unit	2011/02/21	75,000,000	2010/08/16
24210	CC Rabobank B.A.	MTRC European Warrants Feb 2011	0.25	31.2	2011/02/25	75,000,000	2010/08/16
24211	CC Rabobank B.A.	Tencent Holdings European Put Wts Feb 11	0.25	160 per 100 units	2011/02/25	150,000,000	2010/08/16
24212	CC Rabobank B.A.	Zijin Mining European Warrants Feb 2011	0.65	6 per unit	2011/02/18	75,000,000	2010/08/16
24192	RB of Scotland N.V.	HSI European Warrants Nov 2010 G	0.15	22,400 per 7,500 units	2010/11/29	250,000,000	2010/08/16
24186	SGA Societe Generale Acceptance N.V.	CMB Euro Wts Dec 10B	0.21	22	2010/12/29	100,000,000	2010/08/16
24190	UBS AG	BOCL European Warrants Jan 2011 A	0.15	4.80 per unit	2011/01/26	100,000,000	2010/08/16
24193	UBS AG	HSI European Put Warrants Dec 2010 J	0.15	21,600 per 8,000 units	2010/12/30	200,000,000	2010/08/16
24182	UBS AG	Hutchison European Warrants Feb 2011 A	0.25	63.88	2011/02/16	100,000,000	2010/08/16
24183	UBS AG	Hutchison European Warrants Feb 2011 B	0.25	71.88	2011/02/21	100,000,000	2010/08/16
23319 <sup>#</sup>	UBS AG	CC Bank European Warrants Nov 2010 A	0.102	7.38 per unit	2010/11/18	100,000,000	2010/08/16
24243	Barclays Bank plc	HSI European Warrants Mar 2011 A	0.25	22,900 per 8,500 units	2011/03/30	150,000,000	2010/08/17
24244	Barclays Bank plc	HSI European Warrants Mar 2011 B	0.25	23,300 per 8,000 units	2011/03/30	150,000,000	2010/08/17
24245	Barclays Bank plc	HSI European Put Warrants Feb 2011 D	0.25	21,700 per 10,000 units	2011/02/25	150,000,000	2010/08/17
24246	Barclays Bank plc	HSI European Put Warrants Feb 2011 E	0.25	22,200 per 10,000 units	2011/02/25	150,000,000	2010/08/17
24247	Barclays Bank plc	HSI European Put Warrants Feb 2011 F	0.25	22,700 per 10,000 units	2011/02/25	150,000,000	2010/08/17
24236	BOCI Asia Ltd.	BankComm European Warrants Nov 2012	0.25	8.5	2012/11/29	100,000,000	2010/08/17
24237	BOCI Asia Ltd.	Hutchison European Warrants Jun 2011	0.35	70	2011/06/13	100,000,000	2010/08/17
24241	BNP Paribas Arbit Issu B.V.	CNOOC European Wts Jan 2011	0.15	13.7	2011/01/24	100,000,000	2010/08/17
24242	BNP Paribas Arbit Issu B.V.	R&F Ppt European Wts Jul 2011	0.25	13.88	2011/07/29	100,000,000	2010/08/17
24254	Deutsche Bank AG	China Overseas European Warrants Apr 2011	0.25	18	2011/04/04	100,000,000	2010/08/17
24255	Deutsche Bank AG	WISE CSI European Warrants Mar 2011	0.34	35	2011/03/21	100,000,000	2010/08/17
24259	Deutsche Bank AG	WISE CSI European Put Warrants Mar 2011	0.3	30	2011/03/21	100,000,000	2010/08/17
24234	HK Bank	Agricultural Bank European Warrants Apr 2011 A	0.25	4.30 per unit	2011/04/26	100,000,000	2010/08/17
24238	HK Bank	Agricultural Bank European Put Warrants Apr 2011	0.25	3 per unit	2011/04/26	100,000,000	2010/08/17
24235	HK Bank	HWL European Warrants Feb 2011	0.26	68.8	2011/02/18	120,000,000	2010/08/17
24250	J P Morgan SP BV	Alibaba European Warrants Jan 2011	0.15	16.88	2011/01/24	150,000,000	2010/08/17
24251	J P Morgan SP BV	China Agri European Warrants Dec 2011	0.25	10.88	2011/12/29	120,000,000	2010/08/17
24252	J P Morgan Int'l Der. Ltd.	CC Bank European Wts Feb 2011 A	0.315	7.18 per unit	2011/02/17	100,000,000	2010/08/17
24223	Macquarie Bank Ltd.	Anhui Conch European Warrants Jun 2011	0.251	36.88	2011/06/21	200,000,000	2010/08/17
24222	Macquarie Bank Ltd.	Alibaba European Warrants May 2011	0.25	18.88	2011/05/30	168,800,000	2010/08/17
24224	Macquarie Bank Ltd.	CC Bank European Warrants Jan 2011 C	0.151	8 per unit	2011/01/12	288,000,000	2010/08/17
24225	Macquarie Bank Ltd.	China Mobile European Wts Feb 2011 B	0.25	100	2011/02/17	300,000,000	2010/08/17
24228	Macquarie Bank Ltd.	CNBM European Warrants Jun 2011 A	0.25	18.88	2011/06/17	200,000,000	2010/08/17

## Newly listed derivative warrants (continued)

Code	Issuer	Name of issue	Issue prices (HK\$)	Strike level/ Subscription price (HK\$) per 10 units	Subscription/ exercise period	Unit issued on initial listing	Listing date
24226	Macquarie Bank Ltd.	Sinopec Corp European Wts Nov 2010	0.17	6.88 per unit	2010/11/23	188,000,000	2010/08/17
24248	Macquarie Bank Ltd.	Chi Res Land European Wts Feb 2011	0.25	18	2011/02/25	100,000,000	2010/08/17
24229	Macquarie Bank Ltd.	China Unicom European Wts Aug 2011 B	0.15	11.88	2011/08/26	200,000,000	2010/08/17
24230	Macquarie Bank Ltd.	R&F Ppt European Warrants Jul 2011	0.25	14	2011/07/04	150,000,000	2010/08/17
24240	Macquarie Bank Ltd.	HSBC European Put Warrants Jan 2011	0.335	76	2011/01/04	200,000,000	2010/08/17
24239	Macquarie Bank Ltd.	HSBC European Warrants Feb 2011 B	0.252	92.88	2011/02/17	200,000,000	2010/08/17
24227	Macquarie Bank Ltd.	KECL European Warrants Sep 2011	0.25	12.88	2011/09/30	200,000,000	2010/08/17
24231	Macquarie Bank Ltd.	Lee & Man Paper European Wts Dec 2011	0.15	6.88	2011/12/22	231,400,000	2010/08/17
24232	Macquarie Bank Ltd.	Maanshan Iron European Wts Feb 2011	0.251	6 per unit	2011/02/17	100,000,000	2010/08/17
24233	Macquarie Bank Ltd.	MTRC European Warrants May 2011	0.25	34	2011/05/04	200,000,000	2010/08/17
24249	Macquarie Bank Ltd.	Yurun Food European Warrants Feb 2011	0.25	32	2011/02/25	100,000,000	2010/08/17
24213	Merrill Lynch Int'l & Co. C.V.	Ch Shenhua Eur Wts Jan 2011	0.285	32.89	2011/01/24	100,000,000	2010/08/17
24214	Merrill Lynch Int'l & Co. C.V.	Ch Shenhua Eur Wts Apr 2011	0.255	36.99	2011/04/18	100,000,000	2010/08/17
24215	Merrill Lynch Int'l & Co. C.V.	Hutchison Euro Wts Jun2011A	0.325	68.99	2011/06/13	150,000,000	2010/08/17
24216	Merrill Lynch Int'l & Co. C.V.	Hutchison Euro Wts Sep 2011	0.295	73.99	2011/09/12	150,000,000	2010/08/17
24220	Merrill Lynch Int'l & Co. C.V.	Hutchison Eu Put Wt Apr2011A	0.495	56.99	2011/04/11	100,000,000	2010/08/17
24217	Merrill Lynch Int'l & Co. C.V.	JX Copper Euro Wts Dec 2010	0.151	19.99	2010/12/28	100,000,000	2010/08/17
24221	Merrill Lynch Int'l & Co. C.V.	JX Copper Eu Put Wt Apr2011	0.265	16.99	2011/04/18	100,000,000	2010/08/17
24218	Merrill Lynch Int'l & Co. C.V.	Tencent Euro Wts Feb 2011 A	0.15	163.89 per 100 units	2011/02/14	150,000,000	2010/08/17
24219	Merrill Lynch Int'l & Co. C.V.	Tencent Euro Wts Feb 2011 B	0.16	168.80 per 100 units	2011/02/15	150,000,000	2010/08/17
15415 <sup>#</sup>	Macquarie Bank Ltd.	Hutchison European Warrants Jul 2011 A	0.071	58.88 per 100 units	2011/07/25	400,000,000	2010/08/17
18775 <sup>#</sup>	Deutsche Bank AG	Cheung Kong European Warrants Oct 2010	0.078	97 per 100 units	2010/10/25	300,000,000	2010/08/17
22379 <sup>#</sup>	Deutsche Bank AG	A50 China European Warrants Nov 2010	0.045	12.68	2010/11/22	300,000,000	2010/08/17
22142 <sup>#</sup>	KBC Fin Products Int'l Ltd.	Hutchison Euro Wts Nov 2010	0.243	66	2010/11/01	120,000,000	2010/08/17
23225 <sup>#</sup>	KBC Fin Products Int'l Ltd.	Hutchison Eur Put Wts Dec 2010	0.076	48	2010/12/28	138,000,000	2010/08/17
19855 <sup>#</sup>	Merrill Lynch Int'l & Co. C.V.	Hutchison Euro Put Wts Nov10	0.187	55.99	2010/11/08	70,000,000	2010/08/17
22477 <sup>#</sup>	UBS AG	A50 China European Warrants Nov 2010 B	0.044	12.7	2010/11/22	300,000,000	2010/08/17
21834 <sup>#</sup>	UBS AG	HKEx European Warrants Dec 2010 C	0.049	130 per 100 units	2010/12/06	300,000,000	2010/08/17
15225 <sup>#</sup>	UBS AG	Hutchison European Warrants Jul 2011 A	0.075	58.88 per 100 units	2011/07/25	500,000,000	2010/08/17
14631 <sup>#</sup>	UBS AG	Hutchison European Warrants Dec 2010 A	0.023	66.88 per 100 units	2010/12/06	500,000,000	2010/08/17
24262	Citigroup Global Mkt H Inc.	Belle Int'l European Wts Jun11	0.25	13.88	2011/06/27	80,000,000	2010/08/18
24269	Citigroup Global Mkt H Inc.	Hutchison Euro Wts Feb 2011	0.25	69.88	2011/02/28	80,000,000	2010/08/18
24263	Citigroup Global Mkt H Inc.	KECL European Warrants Aug2011	0.25	10.88	2011/08/18	100,000,000	2010/08/18
24276	Deutsche Bank AG	China Life European Warrants Nov 2010 C	0.15	36	2010/11/22	300,000,000	2010/08/18
24277	Deutsche Bank AG	ICBC European Warrants Nov 2010 B	0.25	5.99 per unit	2010/11/22	200,000,000	2010/08/18
24278	Deutsche Bank AG	ICBC European Warrants Nov 2010 C	0.17	6.38 per unit	2010/11/22	200,000,000	2010/08/18
24270	Deutsche Bank AG	Jiangxi Copper European Warrants Mar 2011	0.25	18	2011/03/28	100,000,000	2010/08/18
24271	Deutsche Bank AG	Yanzhou Coal European Warrants Mar 2011	0.25	17.8	2011/03/21	100,000,000	2010/08/18
24273	J P Morgan SP BV	BEA European Warrants Feb 2011	0.25	33.88	2011/02/18	80,000,000	2010/08/18
24272	J P Morgan SP BV	BankComm European Warrants Apr 2012	0.25	7.88	2012/04/27	300,000,000	2010/08/18
24274	J P Morgan SP BV	Henderson Land Dev European Wts Feb 2011	0.25	58.88	2011/02/18	80,000,000	2010/08/18
24268	KBC Fin Products Int'l Ltd.	Hutchison Euro Wts Feb 2011 F	0.25	78.88	2011/02/18	120,000,000	2010/08/18
24264	Macquarie Bank Ltd.	Hang Seng Bank European Wts Mar 2011	0.25	130	2011/03/02	200,000,000	2010/08/18

## Newly listed derivative warrants (continued)

Code	Issuer	Name of issue	Issue prices (HK\$)	Strike level/ Subscription price (HK\$) per 10 units	Subscription/ exercise period	Unit issued on initial listing	Listing date
24267	Macquarie Bank Ltd.	Hutchison European Put Wts Mar 2011	0.29	50	2011/03/02	200,000,000	2010/08/18
24275	Macquarie Bank Ltd.	Hutchison European Warrants Feb 2011 B	0.251	75	2011/02/18	200,000,000	2010/08/18
24266	Macquarie Bank Ltd.	Tencent European Warrants Jul 2011 A	0.251	175 per 100 units	2011/07/04	250,000,000	2010/08/18
24265	CC Rabobank B.A.	CC Bank European Warrants Dec 2010 C	0.15	7.70 per unit	2010/12/23	200,000,000	2010/08/18
24256	SGA Societe Generale Acceptance N.V.	BBMG Euro Wts Apr11	0.25	9.4	2011/04/04	200,000,000	2010/08/18
24257	SGA Societe Generale Acceptance N.V.	BBMG Euro Wts Sep11	0.25	11	2011/09/05	200,000,000	2010/08/18
24258	SGA Societe Generale Acceptance N.V.	HSI Eur Wt Jan 2011 E	0.22	21,000 per 8,000 units	2011/01/28	300,000,000	2010/08/18
24260	SGA Societe Generale Acceptance N.V.	HSI Eur Wt Jan 2011 F	0.2	21,700 per 7,500 units	2011/01/28	300,000,000	2010/08/18
24261	SGA Societe Generale Acceptance N.V.	ICBC Eu Wt Jan 2011 C	0.18	6.89 per unit	2011/01/10	120,000,000	2010/08/18
24279	UBS AG	A50 China European Warrants Nov 2011	0.15	12.9	2011/11/21	200,000,000	2010/08/18
21089 <sup>#</sup>	Macquarie Bank Ltd.	HSCEI European Warrants Oct 2010	0.051	12,400 per 6,000 units	2010/10/28	200,000,000	2010/08/18
22187 <sup>#</sup>	Merrill Lynch Int'l & Co. C.V.	HSI European Warrants Sep10C	0.035	22,000 per 7,500 units	2010/09/29	300,000,000	2010/08/18
24301	Deutsche Bank AG	BOCL European Warrants Dec 2010 C	0.15	4.50 per unit	2010/12/28	200,000,000	2010/08/19
24302	Deutsche Bank AG	Cheung Kong European Warrants Jun 2011	0.15	99 per 100 units	2011/06/28	200,000,000	2010/08/19
24303	Deutsche Bank AG	Cheung Kong European Warrants Oct 2011	0.15	105 per 100 units	2011/10/24	200,000,000	2010/08/19
24304	Deutsche Bank AG	China Life European Warrants Feb 2011 A	0.27	33.88	2011/02/21	300,000,000	2010/08/19
24305	Deutsche Bank AG	HSBC European Warrants Feb 2011 A	0.38	85	2011/02/21	200,000,000	2010/08/19
24293	J P Morgan Int'l Der. Ltd.	CC Bank European Wts Feb 2011 B	0.25	7.78 per unit	2011/02/21	100,000,000	2010/08/19
24297	J P Morgan SP BV	C Transmission European Warrants Feb 2011	0.25	18.88	2011/02/21	100,000,000	2010/08/19
24294	J P Morgan SP BV	CNBM European Warrants Feb 2011	0.25	15	2011/02/21	100,000,000	2010/08/19
24298	J P Morgan SP BV	Fushan Energy European Warrants Feb 2011	0.25	5.88 per unit	2011/02/21	80,000,000	2010/08/19
24295	J P Morgan SP BV	HSBC European Put Warrants Dec 2011	0.15	76.88 per 100 units	2011/12/12	388,000,000	2010/08/19
24299	J P Morgan SP BV	JX Copper European Warrants Feb 2011	0.25	18	2011/02/21	200,000,000	2010/08/19
24300	J P Morgan SP BV	KECL European Warrants Jun 2011	0.15	11.42	2011/06/22	188,000,000	2010/08/19
24296	J P Morgan SP BV	SHK Ppt European Warrants Aug 2011	0.15	125 per 100 units	2011/08/29	200,000,000	2010/08/19
24290	Macquarie Bank Ltd.	CITIC Bank European Warrants Mar 2011	0.256	6.50 per unit	2011/03/02	100,000,000	2010/08/19
24289	Macquarie Bank Ltd.	HSI European Warrants Feb 2011	0.15	23,300 per 8,000 units	2011/02/25	200,000,000	2010/08/19
24288	Macquarie Bank Ltd.	HSI European Warrants Dec 2010 C	0.15	22,000 per 8,000 units	2010/12/30	200,000,000	2010/08/19
24291	Macquarie Bank Ltd.	Huaneng Power European Wts Mar 2011	0.252	5.50 per unit	2011/03/02	100,000,000	2010/08/19
24292	Macquarie Bank Ltd.	ZTE European Warrants Mar 2011	0.258	36	2011/03/02	200,000,000	2010/08/19
24280	Merrill Lynch Int'l & Co. C.V.	BOC HK Euro Wts Mar 2011	0.203	19.99	2011/03/28	100,000,000	2010/08/19
24281	Merrill Lynch Int'l & Co. C.V.	BOC HK Euro Wts May 2011 A	0.152	22.89	2011/05/23	100,000,000	2010/08/19
24284	Merrill Lynch Int'l & Co. C.V.	Ch Overseas Eur Wt Feb 2011	0.151	18.89	2011/02/28	100,000,000	2010/08/19
24287	Merrill Lynch Int'l & Co. C.V.	Ch Overseas Eur Put Wts Jan11	0.18	15.49	2011/01/25	100,000,000	2010/08/19
24282	Merrill Lynch Int'l & Co. C.V.	China Life Eu Wt Jan 2011 B	0.205	36.89	2011/01/24	150,000,000	2010/08/19
24283	Merrill Lynch Int'l & Co. C.V.	China Life Eu Wt Jan 2011 C	0.151	39.09	2011/01/13	150,000,000	2010/08/19
24285	Merrill Lynch Int'l & Co. C.V.	Ch Overseas Eur Wt Mar 11A	0.255	15.99	2011/03/14	100,000,000	2010/08/19
24286	Merrill Lynch Int'l & Co. C.V.	Ch Overseas Eur Wt Mar 11B	0.178	17.69	2011/03/15	100,000,000	2010/08/19
24306	RB of Scotland N.V.	China Mobile European Wts Feb 2011	0.35	95.88	2011/02/21	100,000,000	2010/08/19
24307	RB of Scotland N.V.	China Mobile European Wts Jun 2012	0.15	84.888 per 100 units	2012/06/18	300,000,000	2010/08/19
24308	RB of Scotland N.V.	China Mobile European Put Wts Dec11	0.15	79.98 per 100 units	2011/12/21	300,000,000	2010/08/19
24309	RB of Scotland N.V.	HKEx European Put Warrants Mar 2011	0.15	128.10 per 100 units	2011/03/11	200,000,000	2010/08/19
14560 <sup>#</sup>	Merrill Lynch Int'l & Co. C.V.	Hutchison Euro Wts Dec 2010	0.023	70.05 per 100 units	2010/12/24	600,000,000	2010/08/19

## Newly listed derivative warrants (continued)

Code	Issuer	Name of issue	Issue prices (HK\$)	Strike level/ Subscription price (HK\$) per 10 units	Subscription/ exercise period	Unit issued on initial listing	Listing date
24311	Citigroup Global Mkt H Inc.	Bank of EA European Wts Apr 11	0.25	33.88	2011/04/11	90,000,000	2010/08/20
24318	Deutsche Bank AG	Air China European Warrants Dec 2010	0.15	9.99	2010/12/28	100,000,000	2010/08/20
24319	Deutsche Bank AG	Cathay Pacific European Warrants Apr 2011	0.25	20	2011/04/18	100,000,000	2010/08/20
24320	Deutsche Bank AG	Dongfeng Motor European Warrants Mar 11	0.15	11	2011/03/28	100,000,000	2010/08/20
24317	Deutsche Bank AG	HSI European Warrants Feb 2011 A	0.25	22,500 per 5,000 units	2011/02/25	300,000,000	2010/08/20
24321	Deutsche Bank AG	HSI European Put Warrants Feb 2011 E	0.25	19,500 per 5,000 units	2011/02/25	300,000,000	2010/08/20
24322	Deutsche Bank AG	Hutchison European Warrants Feb 2011 B	0.29	71	2011/02/21	200,000,000	2010/08/20
24323	Deutsche Bank AG	Hutchison European Warrants Mar 2011 B	0.25	77	2011/03/29	200,000,000	2010/08/20
24328	Goldman Sachs SP (Asia)	Agricultural Bk European Wts Feb11	0.25	3.58 per unit	2011/02/28	200,000,000	2010/08/20
24329	Goldman Sachs SP (Asia)	Agricultural Bk European Wts Jun11	0.25	3.88 per unit	2011/06/27	200,000,000	2010/08/20
24330	Goldman Sachs SP (Asia)	Sinopec Corp European Wts Feb11B	0.31	6.70 per unit	2011/02/21	200,000,000	2010/08/20
24312	HK Bank	China Mobile European Warrants Feb 2011	0.25	96	2011/02/21	120,000,000	2010/08/20
24313	HK Bank	China Mobile European Warrants Apr 2011 A	0.25	108	2011/04/27	120,000,000	2010/08/20
24314	HK Bank	China Mobile European Warrants Jun 2012	0.15	84.90 per 100 units	2012/06/18	160,000,000	2010/08/20
24315	J P Morgan SP BV	China Mob European Wts Feb 2011	0.279	90.88	2011/02/22	100,000,000	2010/08/20
24316	J P Morgan SP BV	China Mob European Wts Jun 2012	0.153	84.88 per 100 units	2012/06/18	388,000,000	2010/08/20
24327	CC Rabobank B.A.	A50 China European Warrants Jun 2011 A	0.15	11.9	2011/06/03	200,000,000	2010/08/20
24310	SGA Societe Generale Acceptance N.V.	HWL Eur Wt Feb 2011	0.26	71.88	2011/02/21	120,000,000	2010/08/20
24324	UBS AG	BOCL European Warrants Jan 2011 B	0.15	4.38 per unit	2011/01/03	100,000,000	2010/08/20
24325	UBS AG	CC Bank European Warrants Dec 2010 C	0.15	7.68 per unit	2010/12/30	200,000,000	2010/08/20
24326	UBS AG	SPDR Gold Trust European Warrants Feb 2011	0.25	988 per 100 units	2011/02/21	100,000,000	2010/08/20
22166*	Merrill Lynch Int'l & Co. C.V.	China Life Eu Wt Nov 2010 B	0.021	39.99	2010/11/01	500,000,000	2010/08/20
24350	BNP Paribas Arbit Issu B.V.	Ch Mobile Euro Wts Apr 2011	0.3	98	2011/04/04	100,000,000	2010/08/23
24345	Credit Suisse AG	Cheung Kong European Warrants Oct 2011	0.15	104.98 per 100 units	2011/10/17	300,000,000	2010/08/23
24346	HK Bank	HSI European Put Warrants Jan 2011 A	0.15	20,300 per 8,000 units	2011/01/28	160,000,000	2010/08/23
24344	J P Morgan SP BV	Cheung Kong European Warrants Oct 2011	0.15	105 per 100 units	2011/10/17	200,000,000	2010/08/23
24347	J P Morgan SP BV	Hutchison European Warrants Feb 2011 B	0.22	70	2011/02/14	100,000,000	2010/08/23
24348	J P Morgan SP BV	New World Dev European Warrants May 2011	0.15	14.88	2011/05/20	100,000,000	2010/08/23
24349	J P Morgan SP BV	SHK Ppt European Warrants May 2011	0.151	105.88 per 100 units	2011/05/23	200,000,000	2010/08/23
24339	Macquarie Bank Ltd.	Gome European Warrants Mar 2011	0.256	3 per unit	2011/03/16	88,000,000	2010/08/23
24340	Macquarie Bank Ltd	Skyworth Digital European Warrants Sep 12	0.25	6.8	2012/09/26	80,000,000	2010/08/23
24341	Macquarie Bank Ltd.	Soho China European Warrants Apr 2012	0.25	5.3	2012/04/30	200,000,000	2010/08/23
24342	Macquarie Bank Ltd.	Zijin Mining European Wts Feb 2011	0.272	7 per unit	2011/02/28	80,000,000	2010/08/23
24338	Merrill Lynch Int'l & Co. C.V.	BOCL European Put Wts Feb 11	0.305	3.93 per unit	2011/02/28	100,000,000	2010/08/23
24331	Merrill Lynch Int'l & Co. C.V.	BOCL European Wts Jan 2011A	0.153	4.59 per unit	2011/01/12	100,000,000	2010/08/23
24332	Merrill Lynch Int'l & Co. C.V.	BOCL European Wts Jan 2011B	0.15	4.81 per unit	2011/01/26	100,000,000	2010/08/23
24333	Merrill Lynch Int'l & Co. C.V.	BOCL European Wts Feb 2011B	0.375	3.99 per unit	2011/02/23	100,000,000	2010/08/23
24336	Merrill Lynch Int'l & Co. C.V.	HSBC Euro Wts Dec 2010 G	0.3	83.92	2010/12/24	100,000,000	2010/08/23
24335	Merrill Lynch Int'l & Co. C.V.	Hutchison Euro Wts Mar 2011	0.49	63.99	2011/03/01	100,000,000	2010/08/23
24334	Merrill Lynch Int'l & Co. C.V.	Hutchison Euro Wts Feb 11B	0.305	69.99	2011/02/28	100,000,000	2010/08/23
24337	Merrill Lynch Int'l & Co. C.V.	ICBC European Wts Mar 2011A	0.3	6.19 per unit	2011/03/07	100,000,000	2010/08/23
24351	RB of Scotland N.V.	Agricultural Bk European Wts Feb11 A	0.252	3.70 per unit	2011/02/28	100,000,000	2010/08/23
24353	RB of Scotland N.V.	China Mobile European Wts Jan 2011	0.394	88.838	2011/01/24	100,000,000	2010/08/23

## Newly listed derivative warrants (continued)

Code	Issuer	Name of issue	Issue prices (HK\$)	Strike level/ Subscription price (HK\$) per 10 units	Subscription/ exercise period	Unit issued on initial listing	Listing date
24352	RB of Scotland N.V.	Cheung Kong European Warrants Jun 2011	0.15	98.98 per 100 units	2011/06/28	250,000,000	2010/08/23
24354	RB of Scotland N.V.	HKEx European Warrants Jul 2011 A	0.15	133.888 per 100 units	2011/07/18	250,000,000	2010/08/23
24355	RB of Scotland N.V.	HSBC European Warrants Feb 2011 A	0.486	82.05	2011/02/23	100,000,000	2010/08/23
24356	RB of Scotland N.V.	HWL European Warrants Feb 2011 A	0.263	70.88	2011/02/23	100,000,000	2010/08/23
24343	SGA Societe Generale Acceptance N.V.	CLife Eu Wt Dec 2010C	0.23	33.85	2010/12/29	200,000,000	2010/08/23
24367	BOCI Asia Ltd.	Cheung Kong European Warrants Oct 2011	0.15	105 per 100 units	2011/10/31	100,000,000	2010/08/24
24371	BNP Paribas Arbit Issu B.V.	Hutchison European Wts Mar 11B	0.44	68.88	2011/03/01	100,000,000	2010/08/24
24379	Credit Suisse AG	BOCL European Warrants Jan 2011 A	0.15	4.288 per unit	2011/01/10	300,000,000	2010/08/24
24374	Credit Suisse AG	CC Bank European Warrants Feb 2011 A	0.25	6.868 per unit	2011/02/28	300,000,000	2010/08/24
24373	Credit Suisse AG	CC Bank European Warrants Dec 2010 C	0.15	7.288 per unit	2010/12/28	200,000,000	2010/08/24
24378	Credit Suisse AG	CM Bank European Warrants Dec 2010 B	0.15	21.98	2010/12/28	200,000,000	2010/08/24
24372	Credit Suisse AG	Sinopec Corp European Warrants Nov 2010	0.15	6.388 per unit	2010/11/24	200,000,000	2010/08/24
24377	Credit Suisse AG	ICBC European Warrants Jul 2012	0.15	5.67	2012/07/03	300,000,000	2010/08/24
24375	Credit Suisse AG	ICBC European Warrants Dec 2010 D	0.15	6.18 per unit	2010/12/20	200,000,000	2010/08/24
24376	Credit Suisse AG	ICBC European Warrants Jan 2011 B	0.15	6.30 per unit	2011/01/24	300,000,000	2010/08/24
24361	Citigroup Global Mkt H Inc.	Anta Sports European Wts May11	0.25	18	2011/05/30	100,000,000	2010/08/24
24362	Citigroup Global Mkt H Inc.	CM Bank European Wts Jul 2011	0.25	22	2011/07/11	100,000,000	2010/08/24
24368	Citigroup Global Mkt H Inc.	A50 China Euro Wts Jun 2011 A	0.15	11.88	2011/06/03	120,000,000	2010/08/24
24369	Citigroup Global Mkt H Inc.	A50 China Euro Wts Jan 2012	0.25	12.48	2012/01/16	120,000,000	2010/08/24
24370	Citigroup Global Mkt H Inc.	Henganintl European Wts Jun12A	0.25	68.88 per 100 units	2012/06/25	100,000,000	2010/08/24
24388	Deutsche Bank AG	China Cosco European Warrants Nov 2011	0.18	10	2011/11/07	100,000,000	2010/08/24
24392	Deutsche Bank AG	Henganintl European Warrants Feb 2011	0.52	85	2011/02/28	100,000,000	2010/08/24
24389	Deutsche Bank AG	HSI European Warrants Feb 2011 B	0.35	20,400 per 8,000 units	2011/02/25	300,000,000	2010/08/24
24390	Deutsche Bank AG	HSI European Warrants Feb 2011 C	0.29	21,400 per 8,000 units	2011/02/25	300,000,000	2010/08/24
24391	Deutsche Bank AG	HSI European Warrants Feb 2011 D	0.25	22,000 per 8,000 units	2011/02/25	300,000,000	2010/08/24
24393	Deutsche Bank AG	HSI European Put Warrants Feb 2011 F	0.25	20,600 per 8,000 units	2011/02/25	300,000,000	2010/08/24
24394	Deutsche Bank AG	HSI European Put Warrants Feb 2011 G	0.28	21,200 per 8,000 units	2011/02/25	300,000,000	2010/08/24
24395	Deutsche Bank AG	HSI European Put Warrants Feb 2011 H	0.32	21,800 per 8,000 units	2011/02/25	300,000,000	2010/08/24
24403	Deutsche Bank AG	SHK Ppt European Warrants Oct 2011	0.15	125 per 100 units	2011/10/24	200,000,000	2010/08/24
24380	J P Morgan SP BV	Agile Ppt European Warrants Jul 2011 A	0.25	9.88	2011/07/25	150,000,000	2010/08/24
24381	J P Morgan SP BV	Belle Int'l European Warrants Mar 2011	0.25	15	2011/03/21	180,000,000	2010/08/24
24382	J P Morgan SP BV	China Shenhua European Warrants Feb 2011A	0.25	30.88	2011/02/24	100,000,000	2010/08/24
24383	J P Morgan SP BV	China Shenhua European Warrants Feb 2011B	0.25	33.88	2011/02/24	100,000,000	2010/08/24
24384	J P Morgan SP BV	Ch Zhongwang European Warrants Oct 2012	0.25	5.88	2012/10/29	100,000,000	2010/08/24
24385	J P Morgan SP BV	R&F Ppt European Warrants Jun 2011	0.25	12.88	2011/06/20	100,000,000	2010/08/24
24386	J P Morgan SP BV	HSBC European Warrants Dec 2011	0.154	77.70 per 93 units	2011/12/12	388,000,000	2010/08/24
24387	Macquarie Bank Ltd.	Digital China European Warrants Mar 11	0.25	15	2011/03/30	200,000,000	2010/08/24
24357	Merrill Lynch Int'l & Co. C.V.	HSI European Warrants Feb11A	0.191	21,100 per 7,500 units	2011/02/25	200,000,000	2010/08/24
24358	Merrill Lynch Int'l & Co. C.V.	HSI European Warrants Feb11B	0.158	21,600 per 10,000 units	2011/02/25	200,000,000	2010/08/24
24359	Merrill Lynch Int'l & Co. C.V.	HSI European Warrants Feb11C	0.159	22,100 per 9,500 units	2011/02/25	200,000,000	2010/08/24
24360	Merrill Lynch Int'l & Co. C.V.	HSI European Put Wts Nov 10J	0.162	21,400 per 9,000 units	2010/11/29	200,000,000	2010/08/24
24363	Merrill Lynch Int'l & Co. C.V.	HSI European Put Wts Feb 11D	0.157	19,800 per 8,000 units	2011/02/25	200,000,000	2010/08/24
24364	Merrill Lynch Int'l & Co. C.V.	HSI European Put Wts Feb 11E	0.156	20,300 per 8,800 units	2011/02/25	200,000,000	2010/08/24

## Newly listed derivative warrants (continued)

Code	Issuer	Name of issue	Issue prices (HK\$)	Strike level/ Subscription price (HK\$) per 10 units	Subscription/ exercise period	Unit issued on initial listing	Listing date
24365	Merrill Lynch Int'l & Co. C.V.	HSI European Put Wts Feb 11F	0.215	21,300 per 8,000 units	2011/02/25	200,000,000	2010/08/24
24366	Merrill Lynch Int'l & Co. C.V.	HSI European Put Wts Feb 11G	0.154	19,000 per 9,500 units	2011/02/25	200,000,000	2010/08/24
24396	RB of Scotland N.V.	HKEx European Warrants Jul 2011 B	0.161	118 per 100 units	2011/07/04	250,000,000	2010/08/24
24398	Standard Chartered Bank	China Mobile European Wts Apr11	0.475	90.88	2011/04/28	100,000,000	2010/08/24
24400	Standard Chartered Bank	A50 China European Warrants Jun 11	0.153	11.88	2011/06/08	250,000,000	2010/08/24
24397	Standard Chartered Bank	Hutchison European Euro Wts Mar11	0.255	72.88	2011/03/08	100,000,000	2010/08/24
24399	Standard Chartered Bank	ICBC European Warrants Mar 2011	0.25	6.68 per unit	2011/03/08	150,000,000	2010/08/24
24402	UBS AG	China Coal European Warrants Jan 2011	0.15	12.5	2011/01/17	100,000,000	2010/08/24
24401	UBS AG	Cheung Kong European Warrants Oct 2011	0.15	105 per 100 units	2011/10/17	100,000,000	2010/08/24
22443*	UBS AG	China Life European Warrants Nov 2010 A	0.122	34.88	2010/11/08	200,000,000	2010/08/24
24453	BNP Paribas Arbit Issu B.V.	China Life Euro Wts Jan 2011	0.19	35.93	2011/01/07	100,000,000	2010/08/25
24452	BNP Paribas Arbit Issu B.V.	China Life Euro Wts Apr 2011 A	0.27	35.68	2011/04/29	100,000,000	2010/08/25
24454	BNP Paribas Arbit Issu B.V.	Ch Mobile Euro Wts Feb 2011 B	0.38	92.8	2011/02/28	100,000,000	2010/08/25
24428	Credit Suisse AG	BBMG European Warrants Mar 2011	0.15	9.39	2011/03/28	300,000,000	2010/08/25
24429	Credit Suisse AG	BBMG European Warrants Aug 2011	0.15	10.99	2011/08/29	300,000,000	2010/08/25
24430	Credit Suisse AG	BankComm European Warrants Apr 2012	0.15	7.88	2012/04/23	300,000,000	2010/08/25
24431	Credit Suisse AG	BankComm European Warrants Nov 2012	0.15	8.5	2012/11/26	300,000,000	2010/08/25
24426	Credit Suisse AG	China Shenhua European Warrants Jan 2011	0.15	32.38	2011/01/31	300,000,000	2010/08/25
24427	Credit Suisse AG	A50 China European Warrants Jun 2011 A	0.15	11.9	2011/06/07	300,000,000	2010/08/25
24425	Credit Suisse AG	Jiangxi Copper European Put Wts Apr11 A	0.15	17	2011/04/11	300,000,000	2010/08/25
24413	Citigroup Global Mkt H Inc.	Anta Sports European Wts Mar11	0.25	20	2011/03/28	80,000,000	2010/08/25
24447	Citigroup Global Mkt H Inc.	Chaoda Modern European Wt Aug11	0.25	7.68	2011/08/30	80,000,000	2010/08/25
24414	Citigroup Global Mkt H Inc.	Sinopec Corp Euro Wts Feb 2011	0.25	6.68 per unit	2011/02/25	80,000,000	2010/08/25
24415	Citigroup Global Mkt H Inc.	Chi Taiping European Wts Feb11	0.25	28.88	2011/02/25	80,000,000	2010/08/25
24416	Citigroup Global Mkt H Inc.	Sh Ind H European Wts Jun 2011	0.25	42.88	2011/06/27	80,000,000	2010/08/25
24450	Deutsche Bank AG	CITIC Pacific European Warrants Mar 2011B	0.21	18	2011/03/28	100,000,000	2010/08/25
24448	Deutsche Bank AG	Dongfeng Motor European Warrants Jun 11	0.25	12.4	2011/06/07	100,000,000	2010/08/25
24449	Deutsche Bank AG	PICC P&C European Warrants Jul 2011 A	0.25	9.3	2011/07/11	150,000,000	2010/08/25
24411	J P Morgan SP BV	Shineway Pharm European Warrants Feb 2011	0.25	24.88	2011/02/25	100,000,000	2010/08/25
24412	J P Morgan SP BV	Evergrande European Warrants Feb 2011	0.25	3.38 per unit	2011/02/25	100,000,000	2010/08/25
24451	KBC Fin Products Int'l Ltd.	China Life Euro Wts Jan 2011 B	0.25	33.89	2011/01/21	128,000,000	2010/08/25
24404	Macquarie Bank Ltd.	ASM Pacific European Warrants Oct 2011	0.25	70 per 100 units	2011/10/04	200,000,000	2010/08/25
24405	Macquarie Bank Ltd.	BBMG European Warrants Aug 2011	0.251	12	2011/08/01	200,000,000	2010/08/25
24406	Macquarie Bank Ltd.	Belle Int'l European Warrants Jun 2011	0.251	14.98	2011/06/07	200,000,000	2010/08/25
24407	Macquarie Bank Ltd.	China Travel European Wts Feb 2011	0.25	2.40 per unit	2011/02/28	88,000,000	2010/08/25
24408	Macquarie Bank Ltd.	Li Ning European Warrants Mar 2011	0.257	32.8	2011/03/31	200,000,000	2010/08/25
24433	Macquarie Bank Ltd.	PICC P&C European Warrants Jul 2011	0.25	8.88	2011/07/05	200,000,000	2010/08/25
24434	Macquarie Bank Ltd.	PICC P&C European Warrants Oct 2011	0.252	10	2011/10/04	200,000,000	2010/08/25
24435	Macquarie Bank Ltd.	Sh Ind H European Warrants Feb 2011	0.251	45	2011/02/25	100,000,000	2010/08/25
24432	Macquarie Bank Ltd.	Sinoma European Warrants May 2011	0.151	7	2011/05/27	100,000,000	2010/08/25
24409	Macquarie Bank Ltd.	SJM Holdings European Warrants Feb 11	0.251	7.77	2011/02/28	200,000,000	2010/08/25
24443	CC Rabobank B.A.	Belle Int'l European Warrants Mar 2011	0.25	15	2011/03/02	120,000,000	2010/08/25
24444	CC Rabobank B.A.	Gome European Warrants Feb 2011	0.25	2.80 per unit	2011/02/28	100,000,000	2010/08/25

## Newly listed derivative warrants (continued)

Code	Issuer	Name of issue	Issue prices (HK\$)	Strike level/ Subscription price (HK\$) per 10 units	Subscription/ exercise period	Unit issued on initial listing	Listing date
24445	CC Rabobank B.A.	Henganintl European Warrants Feb 2011	0.36	86	2011/02/28	80,000,000	2010/08/25
24446	CC Rabobank B.A.	Mongolia Energy European Wts Mar 2011	0.49	4.30 per unit	2011/03/01	100,000,000	2010/08/25
24417	SGA Societe Generale Acceptance N.V.	AGBK Eu Wt Feb 2011 A	0.25	3.58 per unit	2011/02/28	200,000,000	2010/08/25
24410	SGA Societe Generale Acceptance N.V.	BOCL Eu Wt Feb 2011 A	0.28	4.24 per unit	2011/02/28	120,000,000	2010/08/25
24418	SGA Societe Generale Acceptance N.V.	BYD Euro Wts Feb 2011	0.82	48.88	2011/02/28	80,000,000	2010/08/25
24419	SGA Societe Generale Acceptance N.V.	BYD Euro Wts Apr 2011	0.72	54.88	2011/04/27	80,000,000	2010/08/25
24438	SGA Societe Generale Acceptance N.V.	Ch Mob Eu Wt Feb 11A	0.41	88.8	2011/02/07	80,000,000	2010/08/25
24420	SGA Societe Generale Acceptance N.V.	CK(H) Eu Wt Feb 2011B	0.46	114.9	2011/02/07	80,000,000	2010/08/25
24436	SGA Societe Generale Acceptance N.V.	Ch Mob Eu Wt Dec 10D	0.42	85.38	2010/12/29	80,000,000	2010/08/25
24437	SGA Societe Generale Acceptance N.V.	Ch Mob Eu Wt Jan 11C	0.65	82.68	2011/01/31	80,000,000	2010/08/25
24421	SGA Societe Generale Acceptance N.V.	Ch Mob Eu Wt Mar 11B	0.61	87	2011/03/02	100,000,000	2010/08/25
24439	SGA Societe Generale Acceptance N.V.	CP&CC Eur Wt Feb 11B	0.26	7.25 per unit	2011/02/28	80,000,000	2010/08/25
24422	SGA Societe Generale Acceptance N.V.	HKEu Eu Wt Jul 2011 B	0.17	118.10 per 100 units	2011/07/04	200,000,000	2010/08/25
24440	SGA Societe Generale Acceptance N.V.	HSI Eu Put Wt Feb 11B	0.24	21,800 per 8,800 units	2011/02/25	300,000,000	2010/08/25
24423	SGA Societe Generale Acceptance N.V.	SHK P Eu Wt Dec 2010	0.17	96.93 per 100 units	2010/12/13	300,000,000	2010/08/25
24424	SGA Societe Generale Acceptance N.V.	SHK P Eu Wt Jun 2011	0.16	105.98 per 100 units	2011/06/01	300,000,000	2010/08/25
24442	UBS AG	Hutchison European Put Warrants Feb 2011 D	0.15	52.8	2011/02/07	100,000,000	2010/08/25
24441	UBS AG	SHK Ppt European Warrants Aug 2011 B	0.15	125 per 100 units	2011/08/29	100,000,000	2010/08/25
24476	BNP Paribas Arbit Issu B.V.	China Life Euro Wts Apr 2011 B	0.21	38.43	2011/04/21	150,000,000	2010/08/26
24479	BNP Paribas Arbit Issu B.V.	A50 China Euro Wts Jan 2012	0.16	12.9	2012/01/20	150,000,000	2010/08/26
24477	BNP Paribas Arbit Issu B.V.	ICBC European Wts Apr 2011	0.41	6.28 per unit	2011/04/29	150,000,000	2010/08/26
24478	BNP Paribas Arbit Issu B.V.	ICBC European Wts Jun 2012	0.15	5.69	2012/06/21	150,000,000	2010/08/26
24468	Credit Suisse AG	Cheung Kong European Warrants Jul 2011	0.15	98.99 per 100 units	2011/07/04	300,000,000	2010/08/26
24470	Credit Suisse AG	A50 China European Warrants Jun 2011 B	0.15	11.9	2011/06/07	300,000,000	2010/08/26
24469	Credit Suisse AG	HKEu European Put Warrants Mar 2011	0.15	128 per 100 units	2011/03/14	300,000,000	2010/08/26
24462	Citigroup Global Mkt H Inc.	CITIC Pacific Eu Wt May 2011	0.25	18.88	2011/05/23	80,000,000	2010/08/26
24463	Citigroup Global Mkt H Inc.	Dongfeng European Wts Jun 2011	0.25	12.88	2011/06/20	80,000,000	2010/08/26
24472	Deutsche Bank AG	CNBM European Warrants Feb 2011	0.25	16	2011/02/28	150,000,000	2010/08/26
24473	Deutsche Bank AG	Geely Auto European Warrants Dec 2010	0.18	3.28 per unit	2010/12/06	100,000,000	2010/08/26
24459	HK Bank	HSI European Put Warrants Jan 2011 B	0.15	20,800 per 8,000 units	2011/01/28	160,000,000	2010/08/26
24467	J P Morgan SP BV	PICC European Warrants Aug 2011	0.25	10	2011/08/11	200,000,000	2010/08/26
24475	KBC Fin Products Int'l Ltd.	Cheung Kong Eur Wts Feb 2011 B	0.15	91.90 per 100 units	2011/02/21	100,000,000	2010/08/26
24474	KBC Fin Products Int'l Ltd.	HS Bank European Wts Feb 2011	0.41	118	2011/02/28	108,000,000	2010/08/26
24471	Macquarie Bank Ltd.	Bank of EA European Warrants May 2011	0.251	36	2011/05/03	200,000,000	2010/08/26
24455	Merrill Lynch Int'l & Co. C.V.	CK(H) European Wts Jun 2011	0.15	99.01 per 100 units	2011/06/28	100,000,000	2010/08/26
24456	Merrill Lynch Int'l & Co. C.V.	CK(H) European Wts Oct 2011	0.151	105.01 per 100 units	2011/10/17	100,000,000	2010/08/26
24457	Merrill Lynch Int'l & Co. C.V.	HKEu Eur Put Wts Mar 2011	0.15	128.01 per 100 units	2011/03/04	100,000,000	2010/08/26
24480	RB of Scotland N.V.	Sinopec Corp European Warrants Jan 11A	0.42	6.488 per unit	2011/01/25	100,000,000	2010/08/26
24481	RB of Scotland N.V.	Sinopec Corp European Warrants Jan 11B	0.288	6.888 per unit	2011/01/10	100,000,000	2010/08/26
24482	RB of Scotland N.V.	SHK P European Warrants Aug 2011	0.15	125.08 per 100 units	2011/08/29	250,000,000	2010/08/26
24461	Standard Chartered Bank	China Life European Warrants Feb11	0.25	35.08	2011/02/28	120,000,000	2010/08/26
24460	Standard Chartered Bank	HKEu European Warrants Mar 2011	0.48	142	2011/03/28	100,000,000	2010/08/26
24466	UBS AG	CC Bank European Warrants Dec 2010 D	0.15	7.28 per unit	2010/12/28	100,000,000	2010/08/26



## Newly listed derivative warrants (continued)

Code	Issuer	Name of issue	Issue prices (HK\$)	Strike level/ Subscription price (HK\$) per 10 units	Subscription/ exercise period	Unit issued on initial listing	Listing date
24464	UBS AG	China Life European Warrants Dec 2010 D	0.15	35.88	2010/12/23	200,000,000	2010/08/26
24465	UBS AG	R&F Ppt European Warrants Jun 2011	0.15	14	2011/06/27	100,000,000	2010/08/26
24458	UBS AG	HKEx European Warrants Oct 2011 A	0.15	124 per 100 units	2011/10/24	300,000,000	2010/08/26
17810 <sup>#</sup>	Macquarie Bank Ltd.	BYD European Warrants Jun 2011 A	0.053	60 per 100 units	2011/06/29	200,000,000	2010/08/26
19323 <sup>#</sup>	Merrill Lynch Int'l & Co. C.V.	PetroChina Eu Wt Dec 2010 B	0.019	9.99	2010/12/28	600,000,000	2010/08/26
24522	BNP Paribas Arbit Issu B.V.	Gome European Warrants Mar2011	0.33	2.50 per unit	2011/03/01	100,000,000	2010/08/27
24523	BNP Paribas Arbit Issu B.V.	Kerry Ppt European Wts Jul11	0.51	38.88	2011/07/04	45,000,000	2010/08/27
24520	BNP Paribas Arbit Issu B.V.	Lenovo European Warrants Oct13	0.25	5.7	2013/10/03	85,000,000	2010/08/27
24524	BNP Paribas Arbit Issu B.V.	MTRC European Warrants Jul 2011	0.25	29	2011/07/04	45,000,000	2010/08/27
24521	BNP Paribas Arbit Issu B.V.	Nine Dragons European Wt Oct11	0.25	13.58	2011/10/03	100,000,000	2010/08/27
24516	Deutsche Bank AG	Cheung Kong European Put Wts Oct 2011 A	0.15	90 per 100 units	2011/10/17	100,000,000	2010/08/27
24517	Deutsche Bank AG	SHK Ppt European Put Warrants May 2011	0.15	102.78 per 100 units	2011/05/30	100,000,000	2010/08/27
10988	Deutsche Bank AG	USD/YEN European Warrants Mar 2011	0.25	90 per 1 units	2011/03/28	50,000,000	2010/08/27
24519	J P Morgan SP BV	China Mob European Put Warrants Feb 2011A	0.25	70	2011/02/28	100,000,000	2010/08/27
24528	J P Morgan SP BV	China Mob European Put Warrants Feb 2011B	0.35	78.88	2011/02/28	100,000,000	2010/08/27
24511	J P Morgan SP BV	Dongfeng Motor European Warrants Jun2011A	0.25	13	2011/06/29	180,000,000	2010/08/27
24525	KBC Fin Products Int'l Ltd.	ICBC European Wts Feb 2011	0.42	5.788 per unit	2011/02/28	128,000,000	2010/08/27
24526	Macquarie Bank Ltd.	Sinofert European Warrants Feb 2011	0.288	5.18 per unit	2011/02/28	88,000,000	2010/08/27
24494	Nomura Int'l plc	China Telecom European Warrants Mar 2011	0.567	3.68 per unit	2011/03/31	100,000,000	2010/08/27
24495	Nomura Int'l plc	CC Bank European Put Warrants Dec 2010	0.234	5.99 per unit	2010/12/31	100,000,000	2010/08/27
24497	Nomura Int'l plc	China Life European Put Warrants Mar 2011	0.25	29.88	2011/03/31	100,000,000	2010/08/27
24493	Nomura Int'l plc	Dongfeng European Warrants Mar 2011	0.25	11.88	2011/03/31	100,000,000	2010/08/27
24492	Nomura Int'l plc	HKEx European Warrants Jul 2011 A	0.15	133.888 per 100 units	2011/07/29	100,000,000	2010/08/27
24489	Nomura Int'l plc	HSBC European Put Warrants Dec 2011	0.15	76.86 per 100 units	2011/12/12	200,000,000	2010/08/27
24490	Nomura Int'l plc	Hutchison European Warrants Feb 2011 A	0.24	68.88	2011/02/07	100,000,000	2010/08/27
24491	Nomura Int'l plc	Hutchison European Warrants Feb 2011 B	0.15	78.88	2011/02/25	100,000,000	2010/08/27
24496	Nomura Int'l plc	China Mengniu European Warrants Jan 2011	0.201	25.05	2011/01/24	150,000,000	2010/08/27
24498	Nomura Int'l plc	Nine Dragons European Warrants Jul 2011	0.15	13.898	2011/07/18	100,000,000	2010/08/27
24527	RB of Scotland N.V.	HSI European Warrants Dec 2010 E	0.177	20,600 per 8,000 units	2010/12/30	250,000,000	2010/08/27
24531	RB of Scotland N.V.	HSI European Put Warrants Dec 2010 F	0.153	20,400 per 8,000 units	2010/12/30	250,000,000	2010/08/27
24513	Standard Chartered Bank	Cheung Kong European Wts Feb11	0.15	91.888 per 100 units	2011/02/21	150,000,000	2010/08/27
24515	Standard Chartered Bank	China Shenhua European Wts Apr11	0.25	33.38	2011/04/28	100,000,000	2010/08/27
24514	Standard Chartered Bank	Tencent Hldg European Wts Apr 11	0.25	142.88 per 100 units	2011/04/28	150,000,000	2010/08/27
24499	SGA Societe Generale Acceptance N.V.	AGBK Eu Wt Feb 2011 B	0.25	3.78 per unit	2011/02/28	120,000,000	2010/08/27
24501	SGA Societe Generale Acceptance N.V.	CCB Eur Wt Feb 2011 A	0.34	7.28 per unit	2011/02/28	120,000,000	2010/08/27
24500	SGA Societe Generale Acceptance N.V.	CK(H) Eu Wt Oct 2012A	0.19	96.88 per 100 units	2012/10/03	300,000,000	2010/08/27
24502	SGA Societe Generale Acceptance N.V.	CP&CC Eur Wt Feb 11C	0.33	7.10 per unit	2011/02/16	80,000,000	2010/08/27
24509	SGA Societe Generale Acceptance N.V.	A50 Ch Eu Put Wt Jan11C	0.15	12.28	2011/01/26	250,000,000	2010/08/27
24510	SGA Societe Generale Acceptance N.V.	A50 Ch Eu Put Wt Jan11D	0.21	13.88	2011/01/05	250,000,000	2010/08/27
24518	SGA Societe Generale Acceptance N.V.	HSBC Eu Wt Dec 2010 E	0.24	82.88	2010/12/06	100,000,000	2010/08/27
24505	SGA Societe Generale Acceptance N.V.	HSBC Eu Wt Feb 2011 C	0.39	84.88	2011/02/09	100,000,000	2010/08/27
24506	SGA Societe Generale Acceptance N.V.	HSI Eur Wt Feb 2011 C	0.15	21,400 per 10,000 units	2011/02/25	300,000,000	2010/08/27
24507	SGA Societe Generale Acceptance N.V.	HSI Eur Wt Feb 2011 D	0.15	22,000 per 9,500 units	2011/02/25	300,000,000	2010/08/27

## Newly listed derivative warrants (continued)

Code	Issuer	Name of issue	Issue prices (HK\$)	Strike level/ Subscription price (HK\$) per 10 units	Subscription/ exercise period	Unit issued on initial listing	Listing date
24508	SGA Societe Generale Acceptance N.V.	HSI Eur Wt Feb 2011 E	0.15	23,200 per 8,000 units	2011/02/25	300,000,000	2010/08/27
24512	SGA Societe Generale Acceptance N.V.	HSI Eu Put Wt Feb 11F	0.21	20,700 per 8,600 units	2011/02/25	300,000,000	2010/08/27
24503	SGA Societe Generale Acceptance N.V.	HWL Eur Wt Mar 2011 A	0.5	67	2011/03/02	100,000,000	2010/08/27
24504	SGA Societe Generale Acceptance N.V.	HWL Eur Wt Mar 2011 B	0.26	77	2011/03/02	100,000,000	2010/08/27
24483	UBS AG	China Mobile European Put Warrants Feb 2011	0.25	73.88	2011/02/14	100,000,000	2010/08/27
24486	UBS AG	CM Bank European Warrants Apr 2011	0.15	22.8	2011/04/11	100,000,000	2010/08/27
24484	UBS AG	HKEx European Warrants Dec 2011	0.15	128 per 100 units	2011/12/05	300,000,000	2010/08/27
24488	UBS AG	HSBC European Warrants Jan 2011	0.15	88.88	2011/01/31	200,000,000	2010/08/27
24487	UBS AG	ICBC European Warrants Dec 2010 E	0.15	6.08 per unit	2010/12/23	100,000,000	2010/08/27
24485	UBS AG	Tencent Holdings European Warrants Feb 2011 B	0.15	160 per 100 units	2011/02/23	200,000,000	2010/08/27
22302 <sup>#</sup>	Macquarie Bank Ltd.	A50 China European Warrants Nov 2010	0.041	12.68	2010/11/29	250,000,000	2010/08/27
24314 <sup>#</sup>	HK Bank	China Mobile European Warrants Jun 2012	0.092	84.90 per 100 units	2012/06/18	300,000,000	2010/08/27
22165 <sup>#</sup>	Merrill Lynch Int'l & Co. C.V.	China Life Eu Wt Nov 2010 A	0.061	36.99	2010/11/15	350,000,000	2010/08/27
24529	BOCI Asia Ltd.	China Life European Put Warrants Mar 2011	0.25	31.28	2011/03/07	100,000,000	2010/08/30
24582	Credit Suisse AG	China Life European Warrants Nov 2010 C	0.15	33.93	2010/11/30	200,000,000	2010/08/30
24583	Credit Suisse AG	China Life European Warrants Nov 2010 D	0.15	35.2	2010/11/30	200,000,000	2010/08/30
24530	HK Bank	CM Bank European Warrants Apr 2011	0.25	22.88	2011/04/27	120,000,000	2010/08/30
24532	HK Bank	PICC European Warrants Sep 2011	0.25	10.38	2011/09/22	120,000,000	2010/08/30
24542	J P Morgan SP BV	China Mob European Wts Mar 2011	0.25	98.88	2011/03/01	100,000,000	2010/08/30
24533	J P Morgan Int'l Der. Ltd.	CC Bank European Wts Dec 2010 C	0.25	7 per unit	2010/12/23	100,000,000	2010/08/30
24540	J P Morgan SP BV	China Life European Warrants Mar 2011 A	0.25	36	2011/03/01	200,000,000	2010/08/30
24541	J P Morgan SP BV	China Life European Warrants Mar 2011 B	0.25	38	2011/03/01	200,000,000	2010/08/30
24543	J P Morgan SP BV	HS Bank European Warrants Mar 2011	0.25	120	2011/03/01	88,000,000	2010/08/30
24534	J P Morgan SP BV	HSBC European Warrants Jan 2013	0.15	83.88 per 100 units	2013/01/30	388,000,000	2010/08/30
24544	J P Morgan SP BV	Maanshan Iron European Warrants Mar 2011	0.25	4.88 per unit	2011/03/01	100,000,000	2010/08/30
24568	KBC Fin Products Int'l Ltd.	ALUCO European Wts Jun 2011	0.15	7.39	2011/06/22	128,000,000	2010/08/30
24569	KBC Fin Products Int'l Ltd.	ALUCO European Wts Oct 2011	0.25	5.88	2011/10/13	128,000,000	2010/08/30
24570	KBC Fin Products Int'l Ltd.	BEA European Warrants May 2011	0.25	32	2011/05/27	58,000,000	2010/08/30
24545	KBC Fin Products Int'l Ltd.	BOCL European Wts Mar 2011 A	0.34	4.18 per unit	2011/03/18	188,000,000	2010/08/30
24546	KBC Fin Products Int'l Ltd.	BOCL European Wts Mar 2011 B	0.25	4.48 per unit	2011/03/30	238,000,000	2010/08/30
24547	KBC Fin Products Int'l Ltd.	BYD European Warrants Mar 2011	0.59	47.88	2011/03/01	108,000,000	2010/08/30
24548	KBC Fin Products Int'l Ltd.	BYD European Warrants Apr 2011	0.43	56.88	2011/04/27	108,000,000	2010/08/30
24562	KBC Fin Products Int'l Ltd.	BYD European Put Wts Mar 2011	0.48	40	2011/03/01	80,000,000	2010/08/30
24551	KBC Fin Products Int'l Ltd.	CC Bank Euro Wts Mar 2011 A	0.62	6.38 per unit	2011/03/01	158,000,000	2010/08/30
24552	KBC Fin Products Int'l Ltd.	CC Bank Euro Wts Mar 2011 B	0.46	6.78 per unit	2011/03/15	208,000,000	2010/08/30
24553	KBC Fin Products Int'l Ltd.	CC Bank Euro Wts Mar 2011 C	0.4	6.98 per unit	2011/03/21	238,000,000	2010/08/30
24550	KBC Fin Products Int'l Ltd.	Ch Comm Cons Euro Wts Oct 2011	0.15	7.5	2011/10/26	78,000,000	2010/08/30
24572	KBC Fin Products Int'l Ltd.	China Coal Euro Wts Jun 2011	0.17	11.7	2011/06/01	80,000,000	2010/08/30
24549	KBC Fin Products Int'l Ltd.	CITIC Bank Euro Wts Apr 2011	0.63	5.58 per unit	2011/04/15	80,000,000	2010/08/30
24571	KBC Fin Products Int'l Ltd.	Cheung Kong Eur Wts Jul 2011 A	0.15	99.05 per 100 units	2011/07/05	108,000,000	2010/08/30
24555	KBC Fin Products Int'l Ltd.	China Life Euro Wts Mar 2011 B	0.25	36.38	2011/03/01	238,000,000	2010/08/30
24556	KBC Fin Products Int'l Ltd.	China Life Euro Wts Mar 2011 C	0.25	37.88	2011/03/08	238,000,000	2010/08/30
24557	KBC Fin Products Int'l Ltd.	CMB European Warrants Mar 2011	0.25	19.88	2011/03/28	108,000,000	2010/08/30

## Newly listed derivative warrants (continued)

Code	Issuer	Name of issue	Issue prices (HK\$)	Strike level/ Subscription price (HK\$) per 10 units	Subscription/ exercise period	Unit issued on initial listing	Listing date
24558	KBC Fin Products Int'l Ltd.	CMB European Warrants Apr 2011	0.25	21.88	2011/04/29	108,000,000	2010/08/30
24554	KBC Fin Products Int'l Ltd.	Minsheng Bank Euro Wt Mar 2011	0.25	8.48 per unit	2011/03/01	68,000,000	2010/08/30
24559	KBC Fin Products Int'l Ltd.	CPIC European Wts Mar 2011	0.26	31.88	2011/03/01	108,000,000	2010/08/30
24573	KBC Fin Products Int'l Ltd.	China Shenhua Eu Wt Mar 2011 B	0.25	31.88	2011/03/11	80,000,000	2010/08/30
24563	KBC Fin Products Int'l Ltd.	A50 Ch Euro Wts Mar 2011	0.29	14.18 per unit	2011/03/16	208,000,000	2010/08/30
24564	KBC Fin Products Int'l Ltd.	A50 Ch Euro Wts Nov 2011	0.15	12.89	2011/11/21	258,000,000	2010/08/30
24574	KBC Fin Products Int'l Ltd.	R&F Ppt European Wts May 2011	0.25	11.28	2011/05/25	88,000,000	2010/08/30
24575	KBC Fin Products Int'l Ltd.	R&F Ppt European Wts Jun 2011	0.18	12.9	2011/06/20	88,000,000	2010/08/30
24576	KBC Fin Products Int'l Ltd.	HS Bank European Wts Dec 2011	0.15	100 per 100 units	2011/12/23	108,000,000	2010/08/30
24577	KBC Fin Products Int'l Ltd.	Hutchison Euro Wts Mar 2011	0.38	64.18	2011/03/01	138,000,000	2010/08/30
24560	KBC Fin Products Int'l Ltd.	ICBC European Wts Mar 2011 A	0.25	7 per unit	2011/03/31	238,000,000	2010/08/30
24578	KBC Fin Products Int'l Ltd.	Jiangxi Copper Eu Wts Mar 2011	0.25	16.38	2011/03/01	118,000,000	2010/08/30
24579	KBC Fin Products Int'l Ltd.	Jiangxi Copper Eu Wt Apr 2011A	0.25	18.18	2011/04/15	118,000,000	2010/08/30
24561	KBC Fin Products Int'l Ltd.	Li & Fung Euro Wts Mar 2011	0.425	39.8	2011/03/01	48,000,000	2010/08/30
24580	KBC Fin Products Int'l Ltd.	MTRC European Wts May 2011	0.15	30.05	2011/05/16	68,000,000	2010/08/30
24566	RB of Scotland N.V.	CNOOC European Warrants Mar 2011	0.151	13.518	2011/03/28	200,000,000	2010/08/30
24567	RB of Scotland N.V.	CNOOC European Warrants Jun 2011 A	0.15	14.98	2011/06/22	200,000,000	2010/08/30
24536	Standard Chartered Bank	Sinopec Corp European Wts Mar 2011	0.25	7.08 per unit	2011/03/02	100,000,000	2010/08/30
24535	Standard Chartered Bank	HSBC European Warrants Jan 2011	0.4	82	2011/01/21	100,000,000	2010/08/30
24537	UBS AG	Cheung Kong European Warrants Jun 2011	0.15	99 per 100 units	2011/06/27	100,000,000	2010/08/30
24538	UBS AG	China Shenhua European Warrants Jan 2011	0.15	32.88	2011/01/24	100,000,000	2010/08/30
24565	UBS AG	PICC European Warrants Jul 2011	0.25	9.88	2011/07/11	100,000,000	2010/08/30
24539	UBS AG	Zijin Mining European Warrants May 2012	0.15	6.4	2012/05/28	100,000,000	2010/08/30
24584	Credit Suisse AG	HSBC European Put Warrants Dec 2011	0.15	76.90 per 100 units	2011/12/12	400,000,000	2010/08/31
24587	Macquarie Bank Ltd.	Agile Ppt European Warrants Jul 2011 A	0.184	9.88	2011/07/22	200,000,000	2010/08/31
24592	Macquarie Bank Ltd.	China Unicom European Put Wts Dec 2011	0.25	9.88	2011/12/02	200,000,000	2010/08/31
24588	Macquarie Bank Ltd.	R&F Ppt European Warrants Mar 2011	0.251	11	2011/03/02	200,000,000	2010/08/31
24589	Macquarie Bank Ltd.	New World Dev European Wts May 2011	0.15	14.88	2011/05/23	200,000,000	2010/08/31
24590	Macquarie Bank Ltd.	Yanzhou Coal European Wts Mar 2011	0.308	16	2011/03/02	200,000,000	2010/08/31
24591	Macquarie Bank Ltd.	Yanzhou Coal European Wts May 2011	0.211	20	2011/05/13	200,000,000	2010/08/31
24593	CC Rabobank B.A.	BBMG European Warrants Mar 2011	0.25	10.68	2011/03/30	200,000,000	2010/08/31
24595	CC Rabobank B.A.	China Coal European Warrants Jun 2011 A	0.25	12	2011/06/10	200,000,000	2010/08/31
24596	CC Rabobank B.A.	COSCO Pacific European Warrants Mar 2011	0.25	10.8	2011/03/30	150,000,000	2010/08/31
24594	CC Rabobank B.A.	Cathay Pacific European Warrants Mar 2011	0.25	21	2011/03/30	100,000,000	2010/08/31
24597	CC Rabobank B.A.	Fushan Energy European Warrants Mar 2011	0.43	5.60 per unit	2011/03/14	75,000,000	2010/08/31
24598	CC Rabobank B.A.	Sands China European Warrants Jun 2011	0.25	13.3	2011/06/29	150,000,000	2010/08/31
24599	CC Rabobank B.A.	Shanghai Electric European Warrants Mar11	0.33	4 per unit	2011/03/03	75,000,000	2010/08/31
24600	CC Rabobank B.A.	SJM Holdings European Warrants Mar 2011	0.28	8.2	2011/03/01	200,000,000	2010/08/31
24601	CC Rabobank B.A.	Wynn Macau European Warrants Mar 2011	0.25	15	2011/03/08	100,000,000	2010/08/31
24602	CC Rabobank B.A.	ZTE European Warrants Mar 2011	0.3	33	2011/03/30	75,000,000	2010/08/31
24585	UBS AG	China Life European Warrants Dec 2010 E	0.15	33.88	2010/12/31	200,000,000	2010/08/31
24586	UBS AG	China Life European Put Warrants Jan 2011	0.15	30.88	2011/01/24	100,000,000	2010/08/31
23277*	Credit Suisse AG	Hutchison European Warrants Nov 2010	0.48	56.88	2010/11/08	500,000,000	2010/08/31

## Newly listed derivative warrants (continued)

Code	Issuer	Name of issue	Issue prices (HK\$)	Strike level/ Subscription price (HK\$) per 10 units	Subscription/ exercise period	Unit issued on initial listing	Listing date
22701*	J P Morgan SP BV	China Life European Warrants Nov 2010	0.03	36.38	2010/11/18	340,000,000	2010/08/31
22248*	Merrill Lynch Int'l & Co. C.V.	HSI European Put Wts Oct 10D	0.072	20,000 per 8,000 units	2010/10/28	150,000,000	2010/08/31
24623	BNP Paribas Arbit Issu B.V.	Alibaba European Warrants Sep11	0.25	21	2011/09/02	100,000,000	2010/09/01
24625	BNP Paribas Arbit Issu B.V.	China EB Ltd European Wt May11	0.25	22.6	2011/05/03	70,000,000	2010/09/01
24626	BNP Paribas Arbit Issu B.V.	CMOC European Warrants Aug 12	0.25	4.66	2012/08/31	95,000,000	2010/09/01
24624	BNP Paribas Arbit Issu B.V.	Esprit European Wts Apr 2011	0.54	51	2011/04/29	80,000,000	2010/09/01
24627	BNP Paribas Arbit Issu B.V.	Henganintl European Wts Apr13	0.25	90 per 100 units	2013/04/02	100,000,000	2010/09/01
24620	BNP Paribas Arbit Issu B.V.	HSI European Wts Sep 2011 A	0.26	21,000 per 12,000 units	2011/09/29	200,000,000	2010/09/01
24622	BNP Paribas Arbit Issu B.V.	HSI European Wts Jun 2012	0.25	22,800 per 15,000 units	2012/06/28	200,000,000	2010/09/01
24630	BNP Paribas Arbit Issu B.V.	HSI Euro Put Wts Sep 2011	0.25	20,600 per 15,000 units	2011/09/29	100,000,000	2010/09/01
24631	BNP Paribas Arbit Issu B.V.	HSI Euro Put Wts Jun 2012	0.25	18,600 per 15,000 units	2012/06/28	200,000,000	2010/09/01
10989	BNP Paribas Arbit Issu B.V.	Oil Futures European Wt Nov11A	0.39	79 per 300 units	2011/11/16	100,000,000	2010/09/01
24628	BNP Paribas Arbit Issu B.V.	Sands China European Wts Sep11	0.25	14	2011/09/01	95,000,000	2010/09/01
24629	BNP Paribas Arbit Issu B.V.	Sinopharm European Wts Apr11	0.42	34.2	2011/04/01	95,000,000	2010/09/01
24610	Credit Suisse AG	CC Bank European Warrants Dec 2010 E	0.15	6.89 per unit	2010/12/13	300,000,000	2010/09/01
24618	HK Bank	HSI European Warrants May 2011 A	0.25	22,200 per 8,000 units	2011/05/30	300,000,000	2010/09/01
24619	HK Bank	HSI European Put Warrants Feb 2011	0.15	20,600 per 8,000 units	2011/02/25	300,000,000	2010/09/01
24621	HK Bank	HSI European Put Warrants Mar 2011 F	0.25	19,600 per 8,000 units	2011/03/30	300,000,000	2010/09/01
24615	HK Bank	HSI European Warrants Mar 2011 A	0.25	19,400 per 10,000 units	2011/03/30	300,000,000	2010/09/01
24616	HK Bank	HSI European Warrants Mar 2011 B	0.25	20,300 per 8,000 units	2011/03/30	300,000,000	2010/09/01
24617	HK Bank	HSI European Warrants Mar 2011 C	0.25	20,800 per 8,000 units	2011/03/30	300,000,000	2010/09/01
24608	Macquarie Bank Ltd.	HSI European Warrants Mar 2011 A	0.25	20,000 per 9,000 units	2011/03/30	300,000,000	2010/09/01
24609	Macquarie Bank Ltd.	HSI European Warrants Mar 2011 B	0.25	20,800 per 7,000 units	2011/03/30	300,000,000	2010/09/01
24607	Macquarie Bank Ltd.	ICBC European Warrants Mar 2011	0.251	6.38 per unit	2011/03/02	128,000,000	2010/09/01
24611	Macquarie Bank Ltd.	ICBC European Put Warrants Mar 2011	0.409	5.38 per unit	2011/03/02	88,000,000	2010/09/01
24634	Macquarie Bank Ltd.	Tencent European Put Warrants Mar 2011	0.276	150 per 100 units	2011/03/02	250,000,000	2010/09/01
24633	Macquarie Bank Ltd.	Tencent European Put Warrants Jun 11A	0.251	135 per 100 units	2011/06/02	250,000,000	2010/09/01
24614	Standard Chartered Bank	BOC HK European Warrants Aug 2011	0.15	21.8	2011/08/23	100,000,000	2010/09/01
24613	Standard Chartered Bank	China Mobile European Wts Dec 2010	0.25	85.38	2010/12/22	100,000,000	2010/09/01
24612	Standard Chartered Bank	PetroChina European Warrants Mar11	0.405	9.888 per unit	2011/03/03	100,000,000	2010/09/01
24632	SGA Societe Generale Acceptance N.V.	CNBM Euro Wts May 11	0.25	15	2011/05/16	100,000,000	2010/09/01
24603	SGA Societe Generale Acceptance N.V.	HSBC Eu Wt Mar 2011 A	0.44	80.8	2011/03/02	100,000,000	2010/09/01
24604	SGA Societe Generale Acceptance N.V.	HSBC Eu Put Wt Oct 11	0.15	82 per 100 units	2011/10/17	500,000,000	2010/09/01
24605	SGA Societe Generale Acceptance N.V.	HSBC Eu Put Wt Jul 12	0.15	75 per 100 units	2012/07/16	500,000,000	2010/09/01
24606	SGA Societe Generale Acceptance N.V.	ICBC Eu Wt Dec 2010 D	0.18	6.18 per unit	2010/12/20	120,000,000	2010/09/01
22757*	RB of Scotland N.V.	China Life European Wts Nov 2010 A	0.066	33.88	2010/11/30	158,000,000	2010/09/01
24642	Credit Suisse AG	China Life European Warrants Jan 2011 A	0.23	29.98	2011/01/31	300,000,000	2010/09/02
24641	Credit Suisse AG	HSI European Warrants Dec 2010 E	0.15	20,550 per 8,000 units	2010/12/30	320,000,000	2010/09/02
24651	Deutsche Bank AG	BOC HK European Warrants Feb 2011	0.17	20.18	2011/02/14	150,000,000	2010/09/02
24652	Deutsche Bank AG	BYD European Warrants Mar 2011	0.52	50	2011/03/07	150,000,000	2010/09/02
24653	Deutsche Bank AG	China Life European Warrants Jan 2011 B	0.31	30	2011/01/31	300,000,000	2010/09/02
24655	Deutsche Bank AG	HSBC European Warrants Mar 2011 A	0.25	92	2011/03/14	200,000,000	2010/09/02
24656	Deutsche Bank AG	ICBC European Warrants Mar 2011 A	0.25	6.38 per unit	2011/03/14	200,000,000	2010/09/02

## Newly listed derivative warrants (continued)

Code	Issuer	Name of issue	Issue prices (HK\$)	Strike level/ Subscription price (HK\$) per 10 units	Subscription/ exercise period	Unit issued on initial listing	Listing date
24657	Deutsche Bank AG	ICBC European Warrants Apr 2011 A	0.25	6.88 per unit	2011/04/11	200,000,000	2010/09/02
24658	Deutsche Bank AG	Tencent Holdings European Warrants Feb11B	0.18	136.88 per 100 units	2011/02/14	200,000,000	2010/09/02
24659	Deutsche Bank AG	Tencent Holdings European Warrants Feb11C	0.15	148.88 per 100 units	2011/02/28	200,000,000	2010/09/02
24636	Goldman Sachs SP (Asia)	A50 China European Wts Mar 2011 B	0.38	13.60 per unit	2011/03/07	200,000,000	2010/09/02
24637	Goldman Sachs SP (Asia)	Hutchison European Wts Feb 2011	0.23	68.88	2011/02/14	200,000,000	2010/09/02
24638	Goldman Sachs SP (Asia)	Tencent Holdings European Wt Mar11	0.15	148 per 100 units	2011/03/28	200,000,000	2010/09/02
24654	J P Morgan SP BV	China Life European Warrants Mar 2011 C	0.25	31.88	2011/03/02	200,000,000	2010/09/02
24639	KBC Fin Products Int'l Ltd.	China Life Euro Wts Jan 2011 C	0.23	31.85	2011/01/03	208,000,000	2010/09/02
24646	KBC Fin Products Int'l Ltd.	China Life Euro Wts Feb 2011 E	0.36	28.8	2011/02/01	188,000,000	2010/09/02
24648	KBC Fin Products Int'l Ltd.	China Life Euro Wts Mar 2011 D	0.5	26.88	2011/03/02	168,000,000	2010/09/02
24644	KBC Fin Products Int'l Ltd.	China Life Eur Put Wt Mar 2011	0.25	28	2011/03/02	128,000,000	2010/09/02
24635	Macquarie Bank Ltd.	China Life European Wts Dec 2010 B	0.15	35.93	2010/12/24	250,000,000	2010/09/02
24645	Macquarie Bank Ltd.	China Life European Put Wts Mar 2011	0.25	28	2011/03/03	300,000,000	2010/09/02
24640	Merrill Lynch Int'l & Co. C.V.	Ch Life Eur Put Wt Dec 2010	0.165	29.59	2010/12/22	150,000,000	2010/09/02
24647	RB of Scotland N.V.	China Life European Wts Jan 2011 D	0.295	29.98	2011/01/26	150,000,000	2010/09/02
24649	RB of Scotland N.V.	China Life European Wts Jan 2011 E	0.199	31.838	2011/01/03	150,000,000	2010/09/02
24650	RB of Scotland N.V.	China Life European Wts Mar 2011	0.25	32.88	2011/03/02	150,000,000	2010/09/02
24643	UBS AG	China Life European Warrants Dec 2010 F	0.175	31.85	2010/12/20	200,000,000	2010/09/02
24665	Citigroup Global Mkt H Inc.	Cheung Kong Eu Put Wt Oct 2011	0.15	90 per 100 units	2011/10/17	80,000,000	2010/09/03
10990	Deutsche Bank AG	DJIA European Warrants Mar 2011	0.25	10,500 per 30,000 units	2011/03/21	100,000,000	2010/09/03
10994	Deutsche Bank AG	DJIA European Put Warrants Mar 2011	0.25	9,500 per 30,000 units	2011/03/21	100,000,000	2010/09/03
10991	Deutsche Bank AG	Nikkei 225 Index European Wts Mar 2011	0.25	9,000 per 400 units	2011/03/11	100,000,000	2010/09/03
10995	Deutsche Bank AG	Nikkei 225 Index Euro Put Wts Mar 2011	0.25	8,500 per 400 units	2011/03/11	100,000,000	2010/09/03
24668	Goldman Sachs SP (Asia)	China Life Euro Wts Mar 2011 B	0.25	32.28	2011/03/07	200,000,000	2010/09/03
24669	Goldman Sachs SP (Asia)	China Life Euro Wts May 2011A	0.25	33.8	2011/05/23	200,000,000	2010/09/03
24676	KBC Fin Products Int'l Ltd.	China Life Eu Put Wt May 2011A	0.25	26	2011/05/12	158,000,000	2010/09/03
24666	Macquarie Bank Ltd.	BankComm European Put Wts Mar 2011	0.288	7 per unit	2011/03/03	200,000,000	2010/09/03
24667	Macquarie Bank Ltd.	CNOOC European Warrants Apr 2011 B	0.15	14.28	2011/04/21	200,000,000	2010/09/03
24660	Standard Chartered Bank	Agricultural Bk European Wts Feb11	0.15	4 per unit	2011/02/18	100,000,000	2010/09/03
24661	Standard Chartered Bank	A50 China European Warrants Jul 11	0.25	10.5	2011/07/28	200,000,000	2010/09/03
24671	SGA Societe Generale Acceptance N.V.	Anhui Conch Eu Wts Mar11	0.37	31	2011/03/07	80,000,000	2010/09/03
24670	SGA Societe Generale Acceptance N.V.	Air China Eu Wt Oct11A	0.25	9.88	2011/10/03	200,000,000	2010/09/03
24672	SGA Societe Generale Acceptance N.V.	Belle Int'l Eu Wt Mar11	0.18	15	2011/03/02	150,000,000	2010/09/03
24662	SGA Societe Generale Acceptance N.V.	CLife Eu Wt Mar 2011A	0.36	29.4	2011/03/07	200,000,000	2010/09/03
24663	SGA Societe Generale Acceptance N.V.	CLife Eu Wt Mar 2011B	0.27	31.4	2011/03/07	200,000,000	2010/09/03
24673	SGA Societe Generale Acceptance N.V.	Dongfeng Eu Wt Jun 11A	0.17	12.88	2011/06/13	250,000,000	2010/09/03
24664	SGA Societe Generale Acceptance N.V.	HSI Eu Put Wt Feb 11G	0.18	19,800 per 8,000 units	2011/02/25	300,000,000	2010/09/03
24674	SGA Societe Generale Acceptance N.V.	PICC P&C Eu Wt Jul 11	0.17	9.31	2011/07/04	150,000,000	2010/09/03
24675	SGA Societe Generale Acceptance N.V.	PICC P&C Eu Wt Aug 11	0.16	10.02	2011/08/08	150,000,000	2010/09/03
24677	UBS AG	China Life European Warrants Jan 2011 B	0.165	30.02	2011/01/26	200,000,000	2010/09/03
24681	UBS AG	China Life European Put Warrants Mar 2011	0.25	27	2011/03/14	200,000,000	2010/09/03
23093*	SGA Societe Generale Acceptance N.V.	A50 Ch Eu Wt Feb2011A	0.183	10.38	2011/02/23	300,000,000	2010/09/03
24680	Barclays Bank plc	BOCL European Warrants Aug 2011	0.17	21.8	2011/08/29	100,000,000	2010/09/06

## Newly listed derivative warrants (continued)

Code	Issuer	Name of issue	Issue prices (HK\$)	Strike level/ Subscription price (HK\$) per 10 units	Subscription/ exercise period	Unit issued on initial listing	Listing date
24682	Barclays Bank plc	BankComm European Warrants Nov 2012	0.18	8.5	2012/11/26	150,000,000	2010/09/06
24678	Barclays Bank plc	China Life European Warrants Mar 2011 B	0.25	32	2011/03/14	100,000,000	2010/09/06
24683	Barclays Bank plc	China Life European Put Wts Mar 2011	0.25	28	2011/03/14	100,000,000	2010/09/06
24679	Barclays Bank plc	ICBC European Warrants Jun 2012	0.15	5.69	2012/06/25	150,000,000	2010/09/06
24684	BOCI Asia Ltd.	BOC HK European Warrants May 2011	0.15	22.88	2011/05/27	100,000,000	2010/09/06
24685	BOCI Asia Ltd.	BYD European Warrants Apr 2011	0.5	53.88	2011/04/04	100,000,000	2010/09/06
24687	BOCI Asia Ltd.	China Mobile European Put Warrants Mar 2011	0.25	67.8	2011/03/25	100,000,000	2010/09/06
24686	BOCI Asia Ltd.	China Life European Warrants Jun 2011	0.25	32.88	2011/06/27	100,000,000	2010/09/06
24688	BOCI Asia Ltd.	A50 China European Warrants Jun 2011 A	0.15	11.88	2011/06/13	100,000,000	2010/09/06
24704	Deutsche Bank AG	China Life European Warrants Mar 2011 A	0.39	28	2011/03/07	300,000,000	2010/09/06
24703	Macquarie Bank Ltd.	China Agri European Warrants Dec 2011	0.164	10.88	2011/12/20	150,000,000	2010/09/06
24692	Macquarie Bank Ltd.	China Mobile Euro Put Wts Mar 2011	0.255	68	2011/03/08	100,000,000	2010/09/06
24691	Macquarie Bank Ltd.	Golden Eagle European Warrants Jun 11	0.25	23.88	2011/06/07	150,000,000	2010/09/06
24689	Macquarie Bank Ltd.	China Mengniu European Wts Jun 2011	0.25	26.88	2011/06/30	150,000,000	2010/09/06
24690	Macquarie Bank Ltd.	Parkson Group European Warrants Nov 11	0.255	16.88	2011/11/07	150,000,000	2010/09/06
24693	CC Rabobank B.A.	CHALCO European Warrants Mar 2011	0.4	7.80 per unit	2011/03/30	75,000,000	2010/09/06
24694	CC Rabobank B.A.	China Dongxiang European Warrants Mar 11	0.34	5.18 per unit	2011/03/08	75,000,000	2010/09/06
24695	CC Rabobank B.A.	China EB Int'l European Warrants Mar 2011	0.62	3.90 per unit	2011/03/07	100,000,000	2010/09/06
24697	CC Rabobank B.A.	Ch LongYuan European Warrants Oct 2011	0.25	8	2011/10/21	250,000,000	2010/09/06
24699	CC Rabobank B.A.	Chi Resources European Warrants Mar 2011	0.37	33.33	2011/03/08	75,000,000	2010/09/06
24696	CC Rabobank B.A.	China Gas Hold European Warrants Mar 2011	0.55	4.50 per unit	2011/03/18	75,000,000	2010/09/06
24698	CC Rabobank B.A.	Minsheng Bank European Wts Jun 2011 A	0.44	8.28 per unit	2011/06/29	75,000,000	2010/09/06
24700	CC Rabobank B.A.	Chi Res Power European Warrants Mar 2011	0.25	18.18	2011/03/08	100,000,000	2010/09/06
24701	CC Rabobank B.A.	Li & Fung European Warrants Mar 2011	0.29	45	2011/03/07	75,000,000	2010/09/06
24702	SGA Societe Generale Acceptance N.V.	CLife Eu Wt Dec 2010D	0.17	31.75	2010/12/29	200,000,000	2010/09/06
24712	BOCI Asia Ltd.	Belle Int'l European Warrants May 2011 A	0.25	14.68	2011/05/03	100,000,000	2010/09/07
24713	BOCI Asia Ltd.	Minsheng Bank European Warrants Mar 2011	0.4	8.08 per unit	2011/03/25	100,000,000	2010/09/07
24714	BOCI Asia Ltd.	HKEx European Warrants Dec 2011	0.15	128 per 100 units	2011/12/12	100,000,000	2010/09/07
24715	BOCI Asia Ltd.	KECL European Warrants Dec 2011	0.25	10.18	2011/12/23	100,000,000	2010/09/07
24716	BOCI Asia Ltd.	PetroChina European Warrants Apr 2011	0.35	9.98 per unit	2011/04/04	100,000,000	2010/09/07
10992	Deutsche Bank AG	EUR/USD European Put Warrants Mar 2011 A	0.25	1.16 per 1 units	2011/03/14	50,000,000	2010/09/07
24718	HK Bank	BOCL European Warrants Mar 2011	0.25	4.18 per unit	2011/03/07	100,000,000	2010/09/07
24719	HK Bank	CC Bank European Warrants Mar 2011	0.25	7.08 per unit	2011/03/07	100,000,000	2010/09/07
24720	HK Bank	China Life European Warrants Mar 2011	0.25	33.38	2011/03/07	250,000,000	2010/09/07
24725	HK Bank	China Life European Put Warrants Mar 2011	0.25	26.88	2011/03/07	250,000,000	2010/09/07
24721	HK Bank	CNOOC European Warrants Jul 2011 A	0.15	13.5	2011/07/21	200,000,000	2010/09/07
24722	HK Bank	Esprit European Warrants Mar 2011	0.25	52.88	2011/03/07	120,000,000	2010/09/07
24723	HK Bank	ICBC European Warrants Mar 2011	0.25	6.38 per unit	2011/03/07	100,000,000	2010/09/07
24724	HK Bank	Maanshan Iron European Warrants Mar 2011	0.25	4.60 per unit	2011/03/07	80,000,000	2010/09/07
24728	J P Morgan SP BV	Ch Comm Cons European Warrants Oct 2011	0.15	7.5	2011/10/26	250,000,000	2010/09/07
24729	J P Morgan SP BV	China Life European Warrants Jan 2011 B	0.19	30	2011/01/26	200,000,000	2010/09/07
24730	J P Morgan SP BV	CPIC European Warrants Mar 2011	0.25	30	2011/03/07	100,000,000	2010/09/07
24731	J P Morgan SP BV	Tencent European Warrants Mar 2011 A	0.25	150.88 per 100 units	2011/03/28	100,000,000	2010/09/07

## Newly listed derivative warrants (continued)

Code	Issuer	Name of issue	Issue prices (HK\$)	Strike level/ Subscription price (HK\$) per 10 units	Subscription/ exercise period	Unit issued on initial listing	Listing date
24735	KBC Fin Products Int'l Ltd.	Ch Mobile Eu Put Wt Feb 2011 D	0.25	69.95	2011/02/21	108,000,000	2010/09/07
24736	KBC Fin Products Int'l Ltd.	HSI European Wts Mar 2011 C	0.25	19,200 per 10,000 units	2011/03/30	200,000,000	2010/09/07
24737	KBC Fin Products Int'l Ltd.	HSI European Wts Mar 2011 D	0.25	19,600 per 8,800 units	2011/03/30	200,000,000	2010/09/07
24738	KBC Fin Products Int'l Ltd.	HSI European Wts Mar 2011 E	0.25	20,000 per 8,500 units	2011/03/30	200,000,000	2010/09/07
24742	KBC Fin Products Int'l Ltd.	HSI Euro Put Wts Mar 2011 F	0.25	19,800 per 8,000 units	2011/03/30	200,000,000	2010/09/07
24711	Macquarie Bank Ltd.	China EB Ltd European Warrants Mar 11	0.254	20	2011/03/30	150,000,000	2010/09/07
24733	Macquarie Bank Ltd.	C Transmission European Warrants Feb11	0.179	18.88	2011/02/14	150,000,000	2010/09/07
24734	Macquarie Bank Ltd.	China Life European Wts Mar 2011	0.253	33.5	2011/03/07	300,000,000	2010/09/07
24710	Macquarie Bank Ltd.	CPIC European Warrants Mar 2011	0.25	32.5	2011/03/30	200,000,000	2010/09/07
24732	Macquarie Bank Ltd.	Stanchart European Warrants Jun 2011 A	0.302	250 per 100 units	2011/06/30	200,000,000	2010/09/07
24706	Nomura Int'l plc	China Life European Warrants Jan 2011	0.15	33.888	2011/01/31	100,000,000	2010/09/07
24707	Nomura Int'l plc	China Life European Warrants Apr 2011	0.15	35.688	2011/04/20	100,000,000	2010/09/07
24705	Nomura Int'l plc	CNOOC European Warrants Apr 2011 A	0.15	14.288	2011/04/27	100,000,000	2010/09/07
24709	Nomura Int'l plc	A50 China European Warrants Jun 2011 B	0.15	11.888	2011/06/03	100,000,000	2010/09/07
24708	Nomura Int'l plc	A50 China European Warrants Nov 2011	0.15	13.188	2011/11/04	100,000,000	2010/09/07
24739	RB of Scotland N.V.	China Life European Put Wts Mar 2011	0.25	27.88	2011/03/07	150,000,000	2010/09/07
24726	Standard Chartered Bank	CHALCO European Warrants Oct 2011	0.165	5.88	2011/10/07	100,000,000	2010/09/07
24727	Standard Chartered Bank	China Life European Warrants Mar11A	0.335	28.88	2011/03/18	120,000,000	2010/09/07
24717	UBS AG	CPIC European Warrants Feb 2011	0.15	31.9	2011/02/22	100,000,000	2010/09/07
24753	BOCI Asia Ltd.	HSI European Warrants Mar 2011	0.25	21,400 per 8,000 units	2011/03/30	100,000,000	2010/09/08
24757	BOCI Asia Ltd.	HSI European Put Warrants Mar 2011	0.25	20,400 per 8,000 units	2011/03/30	100,000,000	2010/09/08
24758	Credit Suisse AG	Tencent Holdings European Wts Jan 2011 A	0.15	138 per 100 units	2011/01/04	300,000,000	2010/09/08
24751	Goldman Sachs SP (Asia)	China Mobile Euro Put Wts Mar 2011	0.56	76	2011/03/28	200,000,000	2010/09/08
24750	Goldman Sachs SP (Asia)	China Life Euro Put Wts Apr 2011	0.26	28	2011/04/29	200,000,000	2010/09/08
24752	Goldman Sachs SP (Asia)	HSBC European Put Wts Mar 2011	0.57	72	2011/03/28	200,000,000	2010/09/08
24762	HK Bank	Ch LongYuan European Warrants Dec 2011 A	0.15	8.08	2011/12/21	120,000,000	2010/09/08
24760	HK Bank	Ch Comm Cons European Warrants May 2011	0.25	7.88 per unit	2011/05/12	80,000,000	2010/09/08
24761	HK Bank	China COSCO European Warrants Sep 2011	0.15	9.19	2011/09/19	120,000,000	2010/09/08
24759	HK Bank	CITIC Bank European Warrants Mar 2011	0.25	6 per unit	2011/03/08	80,000,000	2010/09/08
24763	HK Bank	CPIC European Warrants Jun 2011	0.25	31.28	2011/06/23	150,000,000	2010/09/08
24764	HK Bank	China Railway European Warrants Jun 2011	0.25	6.50 per unit	2011/06/16	80,000,000	2010/09/08
24767	HK Bank	Ch Ship Cont European Warrants Jun 2011 A	0.25	3.18 per unit	2011/06/28	80,000,000	2010/09/08
24765	HK Bank	China Shenhua European Warrants Mar 2011 A	0.15	31.88	2011/03/04	150,000,000	2010/09/08
24766	HK Bank	China Shenhua European Warrants Mar 2011 B	0.25	33.38	2011/03/22	150,000,000	2010/09/08
24768	HK Bank	Dongfeng Motor European Warrants Jul 2011	0.25	13.28	2011/07/22	100,000,000	2010/09/08
24769	HK Bank	Fushan Energy European Warrants May 2011	0.25	5 per unit	2011/05/05	100,000,000	2010/09/08
24770	HK Bank	Geely Auto European Warrants Mar 2011	0.25	3.20 per unit	2011/03/08	100,000,000	2010/09/08
24771	HK Bank	Jiangxi Copper European Warrants May 2011 A	0.25	19.18	2011/05/18	150,000,000	2010/09/08
24772	HK Bank	Lenovo European Warrants Mar 2011	0.25	5.50 per unit	2011/03/08	120,000,000	2010/09/08
24773	HK Bank	PICC European Warrants Jul 2011 A	0.15	9.89	2011/07/04	120,000,000	2010/09/08
24774	HK Bank	Sinopharm European Warrants Jun 2011	0.25	35	2011/06/16	120,000,000	2010/09/08
24754	J P Morgan SP BV	Henganintl European Warrants Jun 2012 A	0.25	78.88 per 100 units	2012/06/29	200,000,000	2010/09/08
24755	J P Morgan SP BV	KECL European Warrants Jul 2011	0.25	10	2011/07/25	100,000,000	2010/09/08

## Newly listed derivative warrants (continued)

Code	Issuer	Name of issue	Issue prices (HK\$)	Strike level/ Subscription price (HK\$) per 10 units	Subscription/ exercise period	Unit issued on initial listing	Listing date
24756	J P Morgan SP BV	Stanchart European Warrants Mar 2011	0.25	230 per 100 units	2011/03/08	100,000,000	2010/09/08
24743	Macquarie Bank Ltd.	China Bluechem European Warrants Oct12	0.25	6	2012/10/18	100,000,000	2010/09/08
24744	Macquarie Bank Ltd.	Ch Molybdenum European Wts Oct 2012	0.25	5.88	2012/10/22	100,000,000	2010/09/08
24745	Macquarie Bank Ltd.	Dongfeng Motor European Wts Aug 2011	0.25	14.5	2011/08/30	150,000,000	2010/09/08
24741	Macquarie Bank Ltd.	A50 China European Warrants Nov 2011	0.15	12.88	2011/11/21	300,000,000	2010/09/08
24746	Macquarie Bank Ltd.	Lenovo European Warrants Mar 2011	0.307	5.50 per unit	2011/03/08	100,000,000	2010/09/08
24747	Macquarie Bank Ltd.	Nine Dragons European Wts Nov 2011	0.25	12.88	2011/11/03	150,000,000	2010/09/08
24748	Macquarie Bank Ltd.	SHK Ppt European Warrants May 2011	0.178	105.88 per 100 units	2011/05/23	300,000,000	2010/09/08
24749	Macquarie Bank Ltd.	SHK Ppt European Warrants Aug 2011	0.15	117.50 per 100 units	2011/08/05	300,000,000	2010/09/08
24778	CC Rabobank B.A.	C Transmission European Warrants Feb 2011	0.213	18.9	2011/02/14	100,000,000	2010/09/08
24775	CC Rabobank B.A.	China Life European Warrants Dec 2010 C	0.15	31.85	2010/12/21	75,000,000	2010/09/08
24776	CC Rabobank B.A.	China Life European Warrants Jan 2011 B	0.31	28.8	2011/01/24	75,000,000	2010/09/08
24779	CC Rabobank B.A.	China Life European Put Warrants Mar 2011	0.25	26.5	2011/03/08	75,000,000	2010/09/08
24777	CC Rabobank B.A.	CPIC European Warrants Mar 2011	0.25	30	2011/03/08	75,000,000	2010/09/08
24740	SGA Societe Generale Acceptance N.V.	A50 Ch Eu Wt May 2011A	0.25	10.28	2011/05/23	300,000,000	2010/09/08
24794	Barclays Bank plc	CM Bank European Warrants Apr 2011	0.15	22.88	2011/04/18	100,000,000	2010/09/09
24795	Barclays Bank plc	Sinopec Corp European Put Wts Feb 2011	0.29	5.59 per unit	2011/02/21	100,000,000	2010/09/09
24793	Barclays Bank plc	China Shenhua European Warrants Mar 2011	0.25	32.88	2011/03/21	100,000,000	2010/09/09
24791	Barclays Bank plc	HSBC European Warrants Feb 2011	0.26	84.88	2011/02/14	100,000,000	2010/09/09
24792	Barclays Bank plc	Jiangxi Copper European Warrants Mar 11B	0.21	18.88	2011/03/28	100,000,000	2010/09/09
24796	Deutsche Bank AG	China Mobile European Warrants Feb 2011 B	0.27	86.88	2011/02/01	300,000,000	2010/09/09
24802	Deutsche Bank AG	Ping An European Warrants Mar 2011	0.29	80	2011/03/14	200,000,000	2010/09/09
24805	Goldman Sachs SP (Asia)	China Mobile Euro Wts Mar 2011	0.28	88	2011/03/14	200,000,000	2010/09/09
24806	Goldman Sachs SP (Asia)	PetroChina European Wts Mar 2011	0.26	10 per unit	2011/03/14	200,000,000	2010/09/09
24784	HK Bank	Agile Ppt European Warrants Oct 2011	0.25	10.08	2011/10/12	80,000,000	2010/09/09
24787	HK Bank	China Unicom European Warrants Sep 2011	0.25	12	2011/09/27	150,000,000	2010/09/09
24785	HK Bank	CNBM European Warrants May 2011	0.25	16.28	2011/05/18	80,000,000	2010/09/09
24788	HK Bank	Foxconn European Warrants Mar 2011	0.25	6.38 per unit	2011/03/09	100,000,000	2010/09/09
24789	HK Bank	Foxconn European Warrants Apr 2012	0.25	5.18	2012/04/20	120,000,000	2010/09/09
24790	HK Bank	KECL European Warrants Nov 2011	0.25	10.38	2011/11/18	150,000,000	2010/09/09
24800	KBC Fin Products Int'l Ltd.	BOC HK European Wts Dec 2011	0.25	25.18	2011/12/12	128,000,000	2010/09/09
24801	KBC Fin Products Int'l Ltd.	BOC HK Euro Put Wts Jun 2011	0.35	21.88	2011/06/01	108,000,000	2010/09/09
24783	Macquarie Bank Ltd.	China Life European Wts Jan 2011	0.198	30.05	2011/01/26	300,000,000	2010/09/09
24803	Macquarie Bank Ltd.	CLP European Warrants May 2011	0.255	68	2011/05/05	200,000,000	2010/09/09
24797	Macquarie Bank Ltd.	Ping An European Put Warrants Apr 2011	0.25	55	2011/04/04	200,000,000	2010/09/09
24798	Macquarie Bank Ltd.	Ping An European Put Warrants Nov 2011	0.15	69.98 per 100 units	2011/11/17	200,000,000	2010/09/09
24780	Merrill Lynch Int'l & Co. C.V.	China Life Eu Wt Feb 2011 C	0.222	30.01	2011/02/01	100,000,000	2010/09/09
24781	Merrill Lynch Int'l & Co. C.V.	HSBC Euro Wts Feb 2011 A	0.26	84.89	2011/02/01	100,000,000	2010/09/09
24782	Merrill Lynch Int'l & Co. C.V.	HSCEI European Wts Feb2011C	0.152	12,200 per 6,200 units	2011/02/25	150,000,000	2010/09/09
24786	Merrill Lynch Int'l & Co. C.V.	HSCEI Euro Put Wts Feb 2011A	0.18	11,200 per 6,000 units	2011/02/25	150,000,000	2010/09/09
24804	RB of Scotland N.V.	CC Bank European Warrants Feb 2011	0.24	7.17 per unit	2011/02/10	150,000,000	2010/09/09
24799	UBS AG	Ping An European Warrants Mar 2012 A	0.15	68.90 per 100 units	2012/03/29	100,000,000	2010/09/09
23787 <sup>#</sup>	KBC Fin Products Int'l Ltd.	Agricultural Bk Eu Wt Jan 11H	0.164	3.88 per unit	2011/01/12	140,000,000	2010/09/09



## Newly listed derivative warrants (continued)

Code	Issuer	Name of issue	Issue prices (HK\$)	Strike level/ Subscription price (HK\$) per 10 units	Subscription/ exercise period	Unit issued on initial listing	Listing date
23390#	Merrill Lynch Int'l & Co. C.V.	HSI European Put Wts Nov 10F	0.036	19,000 per 8,000 units	2010/11/29	300,000,000	2010/09/09
24816	BOCI Asia Ltd.	Ch Agri-Ind European Warrants Dec 2011	0.25	10.8	2011/12/12	100,000,000	2010/09/10
24817	BOCI Asia Ltd.	Fushan Energy European Warrants May 2011	0.375	5.58 per unit	2011/05/09	100,000,000	2010/09/10
24818	BOCI Asia Ltd.	Li & Fung European Warrants Jul 2011	0.35	48.88	2011/07/11	100,000,000	2010/09/10
24819	BOCI Asia Ltd.	Sinofert European Warrants May 2011	0.375	4.98 per unit	2011/05/09	100,000,000	2010/09/10
24827	BNP Paribas Arbit Issu B.V.	Agricultural Bank Eu Wt Apr11	0.31	3.88 per unit	2011/04/04	100,000,000	2010/09/10
24828	BNP Paribas Arbit Issu B.V.	Agricultural Bank Eu Wt Oct11	0.33	4.28 per unit	2011/10/03	100,000,000	2010/09/10
24829	Credit Suisse AG	HSI European Warrants Dec 2010 F	0.15	21,300 per 8,000 units	2010/12/30	320,000,000	2010/09/10
24833	Credit Suisse AG	HSI European Put Warrants Dec 2010 G	0.15	20,300 per 8,000 units	2010/12/30	320,000,000	2010/09/10
24834	Credit Suisse AG	HSI European Put Warrants Dec 2010 H	0.15	21,050 per 8,000 units	2010/12/30	320,000,000	2010/09/10
24836	Deutsche Bank AG	Dongfeng Motor European Warrants Apr 11 A	0.25	14	2011/04/27	100,000,000	2010/09/10
24837	Deutsche Bank AG	Esprit European Warrants Jan 2011	0.22	48.88	2011/01/17	100,000,000	2010/09/10
24830	J P Morgan SP BV	Dongfeng Motor European Warrants Jun 11B	0.25	15	2011/06/29	150,000,000	2010/09/10
24832	KBC Fin Products Int'l Ltd.	HSI European Wts Mar 2011 G	0.25	21,800 per 8,000 units	2011/03/30	200,000,000	2010/09/10
24835	KBC Fin Products Int'l Ltd.	HSI European Wts Mar 2011 H	0.25	22,200 per 7,500 units	2011/03/30	200,000,000	2010/09/10
24809	Merrill Lynch Int'l & Co. C.V.	CNOOC European Wts Mar 11B	0.15	13.51	2011/03/28	100,000,000	2010/09/10
24810	Merrill Lynch Int'l & Co. C.V.	CNOOC European Wts Sep 2011	0.156	14.59	2011/09/26	100,000,000	2010/09/10
24815	Merrill Lynch Int'l & Co. C.V.	CNOOC Euro Put Wts Jan 2011	0.159	13.99	2011/01/03	100,000,000	2010/09/10
24807	Merrill Lynch Int'l & Co. C.V.	Sinopec Euro Wts Feb 2011 B	0.217	7.09 per unit	2011/02/28	100,000,000	2010/09/10
24808	Merrill Lynch Int'l & Co. C.V.	Sinopec Euro Wts Feb 2011 C	0.159	7.21 per unit	2011/02/02	100,000,000	2010/09/10
24814	Merrill Lynch Int'l & Co. C.V.	Sinopec Eu Put Wts Feb 11E	0.155	4.99 per unit	2011/02/08	100,000,000	2010/09/10
24811	Merrill Lynch Int'l & Co. C.V.	PetroChina Eu Wt Feb 2011	0.33	9.89 per unit	2011/02/28	100,000,000	2010/09/10
24812	Merrill Lynch Int'l & Co. C.V.	PetroChina Eu Wt Jan 2013	0.154	9.01	2013/01/28	200,000,000	2010/09/10
24813	Merrill Lynch Int'l & Co. C.V.	Ping An Euro Wts Apr 2012	0.15	68.89 per 100 units	2012/04/03	150,000,000	2010/09/10
24820	SGA Societe Generale Acceptance N.V.	CCB Eur Wt Jan 2011 D	0.19	7.29 per unit	2011/01/03	120,000,000	2010/09/10
24826	SGA Societe Generale Acceptance N.V.	A50 Ch Eu Wt Apr 12B	0.17	11.58	2012/04/23	300,000,000	2010/09/10
24821	SGA Societe Generale Acceptance N.V.	HSCEI Eu Wt Apr 2011	0.18	13,200 per 6,200 units	2011/04/28	200,000,000	2010/09/10
24825	SGA Societe Generale Acceptance N.V.	HSCEI Eu Put Wt Apr11A	0.25	11,000 per 6,000 units	2011/04/28	200,000,000	2010/09/10
24822	SGA Societe Generale Acceptance N.V.	Ping An Eu Wt Dec 10	0.23	78	2010/12/29	50,000,000	2010/09/10
24823	SGA Societe Generale Acceptance N.V.	Ping An Eu Wt Mar 11	0.65	70	2011/03/28	50,000,000	2010/09/10
24824	SGA Societe Generale Acceptance N.V.	Ping An Eu Wt Apr 12	0.15	68.88 per 100 units	2012/04/02	500,000,000	2010/09/10
24843	Barclays Bank plc	China COSCO European Warrants Sep 2011	0.15	9	2011/09/26	100,000,000	2010/09/13
24845	Barclays Bank plc	CNBM European Warrants Jun 2011 A	0.25	16	2011/06/20	100,000,000	2010/09/13
24842	Barclays Bank plc	ChiUnicom European Warrants Aug 2011 B	0.16	11.88	2011/08/29	100,000,000	2010/09/13
24851	Barclays Bank plc	HSI European Put Warrants Mar 2011	0.25	21,000 per 10,000 units	2011/03/30	150,000,000	2010/09/13
24846	Barclays Bank plc	HSI European Warrants Feb 2011 G	0.17	21,000 per 8,600 units	2011/02/25	150,000,000	2010/09/13
24848	Barclays Bank plc	HSI European Warrants Mar 2011 C	0.25	21,300 per 8,500 units	2011/03/30	150,000,000	2010/09/13
24849	Barclays Bank plc	HSI European Warrants Mar 2011 D	0.25	21,700 per 8,000 units	2011/03/30	150,000,000	2010/09/13
24847	Barclays Bank plc	HSI European Put Warrants Feb 2011 H	0.17	20,800 per 8,600 units	2011/02/25	150,000,000	2010/09/13
24844	Barclays Bank plc	Ping An European Warrants Apr 2012	0.16	68.88 per 100 units	2012/04/02	150,000,000	2010/09/13
24850	Barclays Bank plc	Ping An European Put Warrants Nov 2011	0.15	69.98 per 100 units	2011/11/07	150,000,000	2010/09/13
24831	BOCI Asia Ltd.	Anta Sports European Warrants Jun 2011	0.25	19.88	2011/06/13	100,000,000	2010/09/13
24838	BOCI Asia Ltd.	GCL-Poly Energy European Warrants Sep 2011	0.3	2.28 per unit	2011/09/12	100,000,000	2010/09/13

## Newly listed derivative warrants (continued)

Code	Issuer	Name of issue	Issue prices (HK\$)	Strike level/ Subscription price (HK\$) per 10 units	Subscription/ exercise period	Unit issued on initial listing	Listing date
24839	BOCI Asia Ltd.	Lenovo European Warrants May 2011	0.35	5.50 per unit	2011/05/09	100,000,000	2010/09/13
24840	BOCI Asia Ltd.	Yanzhou Coal European Warrants Jul 2011	0.25	18.18	2011/07/11	100,000,000	2010/09/13
24859	BNP Paribas Arbit Issu B.V.	BOCHK European Warrants Sep 11	0.25	25.5	2011/09/02	100,000,000	2010/09/13
24841	Credit Suisse AG	Ping An European Warrants Mar 2012 A	0.15	68.93 per 100 units	2012/03/30	400,000,000	2010/09/13
24862	Deutsche Bank AG	CC Bank European Warrants Feb 2011 A	0.31	7.28 per unit	2011/02/21	200,000,000	2010/09/13
24863	Deutsche Bank AG	Dongfeng Motor European Warrants May 11	0.25	15.5	2011/05/30	100,000,000	2010/09/13
24865	Deutsche Bank AG	SJM Holdings European Warrants Mar 2011	0.25	8.1	2011/03/14	100,000,000	2010/09/13
24860	KBC Fin Products Int'l Ltd.	Ping An European Wts Mar 2011	0.28	80.88	2011/03/15	68,000,000	2010/09/13
24861	KBC Fin Products Int'l Ltd.	Ping An European Wts May 2011A	0.26	88	2011/05/03	68,000,000	2010/09/13
24864	KBC Fin Products Int'l Ltd.	Ping An Euro Put Wts Mar 2011	0.32	62.88	2011/03/15	68,000,000	2010/09/13
24857	Macquarie Bank Ltd.	Esprit European Warrants Apr 2011 A	0.348	47.5	2011/04/06	330,000,000	2010/09/13
24858	Macquarie Bank Ltd.	Esprit European Warrants Apr 2011 B	0.25	53.88	2011/04/06	330,000,000	2010/09/13
24852	CC Rabobank B.A.	BOC HK European Warrants Apr 2011	0.25	23.5	2011/04/29	120,000,000	2010/09/13
24853	CC Rabobank B.A.	BOC HK European Warrants Jul 2011	0.25	25	2011/07/29	120,000,000	2010/09/13
24854	CC Rabobank B.A.	CPIC European Warrants May 2011 A	0.25	32.8	2011/05/09	75,000,000	2010/09/13
24855	CC Rabobank B.A.	Dongfeng Motor European Warrants Apr2011A	0.25	13.6	2011/04/15	150,000,000	2010/09/13
24856	CC Rabobank B.A.	Maanshan Iron European Warrants Mar 2011	0.4	5 per unit	2011/03/15	75,000,000	2010/09/13
22841*	BOCI Asia Ltd.	BYD European Warrants Dec 2010	0.02	62.88 per 100 units	2010/12/30	500,000,000	2010/09/13
24436*	SGA Societe Generale Acceptance N.V.	Ch Mob Eu Wt Dec 10D	0.175	85.38	2010/12/29	170,000,000	2010/09/13
24870	Citigroup Global Mkt H Inc.	Belle Int'l European Wts Oct11	0.25	18.8	2011/10/10	80,000,000	2010/09/14
24871	Citigroup Global Mkt H Inc.	CMOC European Warrants Oct 12	0.25	5.68	2012/10/02	80,000,000	2010/09/14
24872	Citigroup Global Mkt H Inc.	Dongfeng European Wts Apr 2011	0.25	14.88	2011/04/28	80,000,000	2010/09/14
24873	Citigroup Global Mkt H Inc.	KECL European Warrants Sep 11	0.15	12.88	2011/09/23	80,000,000	2010/09/14
24879	Citigroup Global Mkt H Inc.	Ping An Euro Wts Mar 2012	0.15	78 per 100 units	2012/03/05	80,000,000	2010/09/14
24874	Citigroup Global Mkt H Inc.	Tencent European Put Wts Feb11	0.15	150 per 100 units	2011/02/23	120,000,000	2010/09/14
24887	Deutsche Bank AG	Angang Steel European Warrants Jun 2011 A	0.25	14.5	2011/06/07	100,000,000	2010/09/14
24888	Deutsche Bank AG	HKEx European Put Warrants May 2011 A	0.16	133 per 100 units	2011/05/30	200,000,000	2010/09/14
24889	Deutsche Bank AG	KECL European Warrants Aug 2011	0.15	10.88	2011/08/15	100,000,000	2010/09/14
24890	Deutsche Bank AG	Maanshan Iron European Warrants Mar 2011	0.47	5.50 per unit	2011/03/14	100,000,000	2010/09/14
24876	Goldman Sachs SP (Asia)	HSI European Put Wts Feb 2011 F	0.15	19,500 per 5,000 units	2011/02/25	200,000,000	2010/09/14
24877	Goldman Sachs SP (Asia)	HSI European Put Wts Feb 2011 G	0.15	20,600 per 8,000 units	2011/02/25	200,000,000	2010/09/14
24891	Goldman Sachs SP (Asia)	Tencent Holdings European Wt Feb11	0.15	160 per 100 units	2011/02/28	200,000,000	2010/09/14
24875	HK Bank	HSI European Warrants Dec 2010 L	0.15	21,200 per 8,000 units	2010/12/30	300,000,000	2010/09/14
24883	J P Morgan SP BV	Ping An European Put Warrants Nov 2011	0.15	70 per 100 units	2011/11/07	200,000,000	2010/09/14
24881	Macquarie Bank Ltd.	HKEx European Warrants Jan 2012	0.25	128.88 per 100 units	2012/01/04	200,000,000	2010/09/14
24880	Macquarie Bank Ltd.	HKEx European Warrants Jul 2011 B	0.151	133.88 per 100 units	2011/07/18	200,000,000	2010/09/14
24867	Macquarie Bank Ltd.	HSCEI European Warrants Apr 2011	0.165	12,600 per 6,000 units	2011/04/28	300,000,000	2010/09/14
24866	Macquarie Bank Ltd.	HSI European Warrants Jan 2011	0.156	21,600 per 7,500 units	2011/01/28	300,000,000	2010/09/14
24878	Macquarie Bank Ltd.	Sino Land European Warrants Jun 2011	0.251	17	2011/06/15	200,000,000	2010/09/14
24868	Macquarie Bank Ltd.	SJM Holdings European Warrants Mar 11	0.25	8.88	2011/03/15	200,000,000	2010/09/14
24869	Macquarie Bank Ltd.	Wynn Macau European Warrants Jun 2011	0.25	16.88	2011/06/08	150,000,000	2010/09/14
24886	RB of Scotland N.V.	HSI European Put Warrants Dec 2010 G	0.183	21,700 per 8,000 units	2010/12/30	250,000,000	2010/09/14
24882	UBS AG	HSI European Put Warrants Dec 2010 K	0.15	20,800 per 9,000 units	2010/12/30	200,000,000	2010/09/14

## Newly listed derivative warrants (continued)

Code	Issuer	Name of issue	Issue prices (HK\$)	Strike level/ Subscription price (HK\$) per 10 units	Subscription/ exercise period	Unit issued on initial listing	Listing date
24884	UBS AG	Ping An European Warrants Mar 2011	0.25	83.88	2011/03/14	100,000,000	2010/09/14
24885	UBS AG	Tencent Holdings European Warrants Feb 2011 C	0.15	148.88 per 100 units	2011/02/28	100,000,000	2010/09/14
22910 <sup>#</sup>	Deutsche Bank AG	China Life European Warrants Dec 2010 A	0.051	34	2010/12/06	300,000,000	2010/09/14
24499 <sup>#</sup>	SGA Societe Generale Acceptance N.V.	AGBK Eu Wt Feb 2011 B	0.198	3.78 per unit	2011/02/28	120,000,000	2010/09/14
24003 <sup>#</sup>	CC Rabobank B.A.	BOC HK European Warrants Aug 2011	0.232	21.8	2011/08/30	180,000,000	2010/09/14
24908	Barclays Bank plc	Angang Steel European Warrants Aug 2011	0.25	14.28	2011/08/08	100,000,000	2010/09/15
24910	Barclays Bank plc	Chi Res Power European Warrants Jul 2011	0.25	18.28	2011/07/18	100,000,000	2010/09/15
24914	Barclays Bank plc	A50 China European Warrants Jun 2011	0.16	11.88	2011/06/20	100,000,000	2010/09/15
24915	Barclays Bank plc	A50 China European Warrants Nov 2011 A	0.15	13.2	2011/11/07	100,000,000	2010/09/15
24916	Barclays Bank plc	A50 China European Warrants Nov 2011 B	0.15	12.88	2011/11/21	100,000,000	2010/09/15
24917	Barclays Bank plc	A50 China European Warrants Jan 2012	0.17	12.48	2012/01/16	100,000,000	2010/09/15
24918	Barclays Bank plc	A50 China European Warrants Apr 2012	0.15	14.88	2012/04/30	100,000,000	2010/09/15
24913	Barclays Bank plc	R&F Ppt European Warrants Jul 2011	0.15	14	2011/07/11	100,000,000	2010/09/15
24920	Barclays Bank plc	GCL-Poly Energy European Warrants Jul 11	0.26	2.50 per unit	2011/07/18	100,000,000	2010/09/15
24907	Barclays Bank plc	Geely Auto European Warrants Jun 2011	0.31	3.50 per unit	2011/06/20	100,000,000	2010/09/15
24906	Barclays Bank plc	KECL European Warrants Aug 2011	0.16	10.88	2011/08/15	100,000,000	2010/09/15
24912	Barclays Bank plc	PICC P&C European Warrants Oct 2011	0.21	10	2011/10/03	100,000,000	2010/09/15
24909	Barclays Bank plc	Shimao Ppt European Warrants Oct 2011	0.25	14.88	2011/10/31	100,000,000	2010/09/15
24911	Barclays Bank plc	Yanzhou Coal European Warrants Aug 2011	0.26	18.88	2011/08/08	100,000,000	2010/09/15
24919	Barclays Bank plc	Zijin Mining European Warrants May 2012	0.15	6.4	2012/05/28	100,000,000	2010/09/15
24903	BOCI Asia Ltd.	Agricultural Bk European Warrants Dec 2011	0.3	4.28 per unit	2011/12/12	100,000,000	2010/09/15
24904	BOCI Asia Ltd.	Chaoda Modern European Warrants Nov 2012	0.25	6.98	2012/11/12	100,000,000	2010/09/15
24942	Credit Suisse AG	China Mobile European Warrants Dec 2011	0.15	73.90 per 100 units	2011/12/05	300,000,000	2010/09/15
24939	Credit Suisse AG	China Life European Warrants Feb 2011 A	0.15	32.28	2011/02/28	300,000,000	2010/09/15
24936	Credit Suisse AG	Minsheng Bank European Warrants Mar 2011	0.25	7.588 per unit	2011/03/28	300,000,000	2010/09/15
24938	Credit Suisse AG	CPIC European Warrants Feb 2011 A	0.15	31.888	2011/02/28	300,000,000	2010/09/15
24935	Credit Suisse AG	HSBC European Wts Jan 2011 A	0.15	84.888	2011/01/31	300,000,000	2010/09/15
24937	Credit Suisse AG	Ping An European Warrants Mar 2011	0.25	82.888	2011/03/28	300,000,000	2010/09/15
24933	Citigroup Global Mkt H Inc.	CNBM European Warrants Jun 11A	0.25	18	2011/06/07	80,000,000	2010/09/15
24934	Citigroup Global Mkt H Inc.	SJM Holdings European Wt Aug11	0.25	8.8	2011/08/08	80,000,000	2010/09/15
24943	Deutsche Bank AG	Geely Auto European Warrants Mar 2011 A	0.25	3.68 per unit	2011/03/21	100,000,000	2010/09/15
24905	Goldman Sachs SP (Asia)	Agricultural Bk European Wts Apr11A	0.25	4.08 per unit	2011/04/18	200,000,000	2010/09/15
24930	Macquarie Bank Ltd.	BOCHK European Warrants Jun 2011 B	0.25	25	2011/06/29	200,000,000	2010/09/15
24932	Macquarie Bank Ltd.	China Unicom European Wts Dec 2011	0.251	13	2011/12/02	200,000,000	2010/09/15
24931	Macquarie Bank Ltd.	CM Bank European Warrants Apr 2011	0.25	22	2011/04/04	200,000,000	2010/09/15
24892	Macquarie Bank Ltd.	Wharf European Warrants May 2011	0.259	55	2011/05/20	150,000,000	2010/09/15
24895	Merrill Lynch Int'l & Co. C.V.	Agricultural Bk Eu Wt Mar 11	0.151	4.29 per unit	2011/03/21	100,000,000	2010/09/15
24899	Merrill Lynch Int'l & Co. CV	Agricultural Bk Eu Put W Mar11A	0.255	3.49 per unit	2011/03/28	100,000,000	2010/09/15
24896	Merrill Lynch Int'l & Co. C.V.	BOC HK Euro Wts Aug 2011	0.255	24.99	2011/08/29	150,000,000	2010/09/15
24902	Merrill Lynch Int'l & Co. C.V.	A50 China Eur Wt Mar 2011	0.158	11.39	2011/03/08	100,000,000	2010/09/15
24897	Merrill Lynch Int'l & Co. C.V.	A50 China Eur Wt Feb 2012	0.174	12.39	2012/02/27	100,000,000	2010/09/15
24898	Merrill Lynch Int'l & Co. C.V.	A50 China Eur Wt Apr 2012 B	0.23	11.61	2012/04/23	100,000,000	2010/09/15
24893	Merrill Lynch Int'l & Co. C.V.	HSI European Warrants Feb11H	0.152	22,700 per 9,200 units	2011/02/25	200,000,000	2010/09/15

## Newly listed derivative warrants (continued)

Code	Issuer	Name of issue	Issue prices (HK\$)	Strike level/ Subscription price (HK\$) per 10 units	Subscription/ exercise period	Unit issued on initial listing	Listing date
24894	Merrill Lynch Int'l & Co. C.V.	HSI European Warrants Feb11	0.154	23,200 per 8,000 units	2011/02/25	200,000,000	2010/09/15
24900	Merrill Lynch Int'l & Co. C.V.	HSI European Put Wts Feb 11J	0.185	22,100 per 10,000 units	2011/02/25	200,000,000	2010/09/15
24901	Merrill Lynch Int'l & Co. C.V.	HSI European Put Wts Feb 11K	0.255	22,900 per 9,500 units	2011/02/25	200,000,000	2010/09/15
24941	Standard Chartered Bank	China Mobile European Wts Dec 2011	0.15	73.93 per 100 units	2011/12/05	150,000,000	2010/09/15
24921	SGA Societe Generale Acceptance N.V.	AGBK Eu Wt Feb 2011 C	0.17	4 per unit	2011/02/21	200,000,000	2010/09/15
24922	SGA Societe Generale Acceptance N.V.	AGBK Eu Wt Apr 2011 A	0.31	3.98 per unit	2011/04/04	200,000,000	2010/09/15
24923	SGA Societe Generale Acceptance N.V.	AGBK Eu Wt Apr 2011 B	0.25	4.18 per unit	2011/04/04	200,000,000	2010/09/15
24925	SGA Societe Generale Acceptance N.V.	CCB Eur Wt Mar 2011 A	0.22	7.68 per unit	2011/03/02	120,000,000	2010/09/15
24924	SGA Societe Generale Acceptance N.V.	CK(H) Eu Wt Feb 2011C	0.18	128	2011/02/28	60,000,000	2010/09/15
24926	SGA Societe Generale Acceptance N.V.	CP&CC Eur Wt Mar 11B	0.25	7.50 per unit	2011/03/28	80,000,000	2010/09/15
24928	SGA Societe Generale Acceptance N.V.	A50 Ch Eu Wt Jul 2011	0.21	10.68	2011/07/06	300,000,000	2010/09/15
24927	SGA Societe Generale Acceptance N.V.	HKEEx Eu Wt Aug 2011 A	0.15	143 per 100 units	2011/08/08	200,000,000	2010/09/15
24940	SGA Societe Generale Acceptance N.V.	HSI Eur Wt Mar 2011 A	0.15	22,800 per 8,500 units	2011/03/30	300,000,000	2010/09/15
24929	SGA Societe Generale Acceptance N.V.	ICBC Eu Wt Mar 2011 A	0.26	6.80 per unit	2011/03/16	120,000,000	2010/09/15
24944	BNP Paribas Arbit Issu B.V.	Belle Int'l Euro Wts Aug 2011	0.31	15.38	2011/08/02	100,000,000	2010/09/16
24945	BNP Paribas Arbit Issu B.V.	China Life Euro Wts Jul 2011	0.28	33.18	2011/07/04	100,000,000	2010/09/16
24952	BNP Paribas Arbit Issu B.V.	PetroCh Euro Wts Apr 2012	0.16	8.5	2012/04/27	100,000,000	2010/09/16
24951	Credit Suisse AG	Hutchison European Warrants Mar 2011	0.55	56.88	2011/03/28	300,000,000	2010/09/16
24962	Deutsche Bank AG	BankComm European Warrants Feb 2011	0.37	10.28 per unit	2011/02/14	150,000,000	2010/09/16
24965	Deutsche Bank AG	CC Bank European Put Warrants Mar 2011	0.34	6 per unit	2011/03/21	150,000,000	2010/09/16
24963	Deutsche Bank AG	Cathay Pacific European Warrants Mar 2011	0.25	23	2011/03/21	100,000,000	2010/09/16
24964	Deutsche Bank AG	CPIC European Warrants Feb 2011	0.21	30	2011/02/28	100,000,000	2010/09/16
24950	HK Bank	China Mobile European Warrants Jan 2011	0.15	86	2011/01/17	250,000,000	2010/09/16
24949	J P Morgan SP BV	China Mob European Wts Dec 2010	0.15	85.4	2010/12/22	100,000,000	2010/09/16
24955	J P Morgan SP BV	China Mob European Wts Dec 2011	0.15	73.90 per 100 units	2011/12/05	300,000,000	2010/09/16
24946	J P Morgan SP BV	Ping An European Warrants Mar 2012 A	0.15	78 per 100 units	2012/03/05	200,000,000	2010/09/16
24947	J P Morgan SP BV	Skyworth Digital European Wts Jan 2012	0.15	5.6	2012/01/18	200,000,000	2010/09/16
24956	CC Rabobank B.A.	Chaoda Modern European Warrants Jan 2012	0.25	7	2012/01/30	250,000,000	2010/09/16
24958	CC Rabobank B.A.	Greentown China European Wts Aug 2011	0.29	9.2	2011/08/30	200,000,000	2010/09/16
24957	CC Rabobank B.A.	GCL-Poly Energy European Wts Mar 2011 B	0.25	2.48 per unit	2011/03/28	100,000,000	2010/09/16
24959	CC Rabobank B.A.	PCD Stores European Warrants Mar 2011	0.32	2.70 per unit	2011/03/28	100,000,000	2010/09/16
24960	CC Rabobank B.A.	Yanzhou Coal European Warrants Mar 2011	0.25	18.85	2011/03/18	100,000,000	2010/09/16
24961	RB of Scotland N.V.	Agricultural Bk Euro Wts Feb 2011 B	0.172	3.99 per unit	2011/02/18	150,000,000	2010/09/16
24953	UBS AG	China Mobile European Warrants Jan 2011	0.255	81	2011/01/24	100,000,000	2010/09/16
24948	UBS AG	A50 China European Warrants Apr 2012	0.15	14.9	2012/04/24	100,000,000	2010/09/16
24954	UBS AG	HSI European Put Warrants Dec 2010 L	0.15	21,200 per 8,000 units	2010/12/30	200,000,000	2010/09/16
23160 <sup>#</sup>	Deutsche Bank AG	China Life European Warrants Dec 2010 B	0.155	31.8	2010/12/28	300,000,000	2010/09/16
24613 <sup>#</sup>	Standard Chartered Bank	China Mobile European Wts Dec 2010	0.133	85.38	2010/12/22	100,000,000	2010/09/16
24991	BNP Paribas Arbit Issu B.V.	Ch Mobile Eu Put Wt Apr 2011	0.25	65	2011/04/04	100,000,000	2010/09/17
24990	BNP Paribas Arbit Issu B.V.	Cheung Kong Euro Wt Mar 2011	0.22	128	2011/03/02	68,000,000	2010/09/17
24992	BNP Paribas Arbit Issu B.V.	China Life Eu Put Wts Mar 2011	0.15	26.88	2011/03/02	100,000,000	2010/09/17
24993	BNP Paribas Arbit Issu B.V.	Hutchison Euro Put Wt Apr 2011	0.25	51	2011/04/04	100,000,000	2010/09/17
24984	Credit Suisse AG	Agricultural Bank European Wts Mar 2011 A	0.15	4.288 per unit	2011/03/21	300,000,000	2010/09/17

## Newly listed derivative warrants (continued)

Code	Issuer	Name of issue	Issue prices (HK\$)	Strike level/ Subscription price (HK\$) per 10 units	Subscription/ exercise period	Unit issued on initial listing	Listing date
24988	Credit Suisse AG	Agricultural Bank European Put Wts Mar11	0.25	3.588 per unit	2011/03/17	300,000,000	2010/09/17
24983	Credit Suisse AG	A50 China European Warrants Nov 2011 A	0.15	13.22	2011/11/07	300,000,000	2010/09/17
24980	Citigroup Global Mkt H Inc.	Angang Steel European Wt May11	0.25	14.68	2011/05/30	80,000,000	2010/09/17
24981	Citigroup Global Mkt H Inc.	CM Bank European Put Wts Mar11	0.25	18.88	2011/03/17	100,000,000	2010/09/17
24982	Citigroup Global Mkt H Inc.	CNOOC Euro Put Wts Jun 2011	0.15	13.18	2011/06/07	100,000,000	2010/09/17
24979	Citigroup Global Mkt H Inc.	HSI European Warrants Dec 2010	0.15	20,800 per 9,000 units	2010/12/30	80,000,000	2010/09/17
24986	Deutsche Bank AG	China Mobile European Warrants Jan 2011	0.44	79	2011/01/24	200,000,000	2010/09/17
24985	Deutsche Bank AG	CNOOC European Warrants Jun 2011 A	0.15	15	2011/06/27	200,000,000	2010/09/17
24977	Goldman Sachs SP (Asia)	BOCL European Warrants Mar 2011 B	0.25	4.25 per unit	2011/03/21	200,000,000	2010/09/17
24978	Goldman Sachs SP (Asia)	CNOOC European Warrants Apr 2011	0.15	14.28	2011/04/18	200,000,000	2010/09/17
24996	Goldman Sachs SP (Asia)	Tencent Holdings European Wt Apr11	0.16	157.99 per 100 units	2011/04/26	200,000,000	2010/09/17
24995	Goldman Sachs SP (Asia)	Tencent Holdings Euro Put Wt Sep11	0.25	142 per 100 units	2011/09/19	200,000,000	2010/09/17
24994	KBC Fin Products Int'l Ltd.	BOC HK European Wts Aug 2011	0.25	26.88	2011/08/01	128,000,000	2010/09/17
24987	KBC Fin Products Int'l Ltd.	HKEx European Warrants Aug 11A	0.15	142.98 per 100 units	2011/08/08	108,000,000	2010/09/17
24976	Macquarie Bank Ltd.	GAC European Wts May 2011	0.25	11.88	2011/05/04	200,000,000	2010/09/17
24966	Merrill Lynch Int'l & Co. C.V.	Ch Telecom Eur Wt Apr 2011	0.315	4.39 per unit	2011/04/18	100,000,000	2010/09/17
24967	Merrill Lynch Int'l & Co. C.V.	Ch Telecom Eur Wt May 2011A	0.465	3.99 per unit	2011/05/23	100,000,000	2010/09/17
24970	Merrill Lynch Int'l & Co. C.V.	ChiUnicom Eu Put Wts Apr 11	0.15	10.79	2011/04/11	100,000,000	2010/09/17
24968	Merrill Lynch Int'l & Co. C.V.	ChiUnicom Euro Wts Aug 11A	0.222	10.49	2011/08/16	100,000,000	2010/09/17
24969	Merrill Lynch Int'l & Co. C.V.	ChiUnicom Euro Wts Aug 11B	0.151	11.89	2011/08/23	100,000,000	2010/09/17
24971	Merrill Lynch Int'l & Co. C.V.	A50 China Eu Put Wt Jan 12	0.198	11.99	2012/01/18	100,000,000	2010/09/17
24972	Merrill Lynch Int'l & Co. C.V.	HSCEI European Wts Apr 2011A	0.152	12,600 per 6,000 units	2011/04/28	150,000,000	2010/09/17
24973	Merrill Lynch Int'l & Co. C.V.	HSCEI Euro Put Wts Feb 11B	0.166	12,000 per 6,500 units	2011/02/25	150,000,000	2010/09/17
24989	CC Rabobank B.A.	CNOOC European Warrants Apr 2011	0.15	14.3	2011/04/11	120,000,000	2010/09/17
10996	RB of Scotland N.V.	DJIA European Warrants Mar 2011 C	0.25	11,800 per 30,000 units	2011/03/18	100,000,000	2010/09/17
10001	RB of Scotland N.V.	DJIA European Put Warrants Mar 2011 D	0.253	9,800 per 40,000 units	2011/03/18	100,000,000	2010/09/17
10993	RB of Scotland N.V.	Gold European Warrants Mar 2011	0.261	1,288 per 5,000 units	2011/03/30	100,000,000	2010/09/17
10997	RB of Scotland N.V.	Gold European Put Warrants Mar 2011	0.25	1,188 per 5,000 units	2011/03/30	100,000,000	2010/09/17
24975	SGA Societe Generale Acceptance N.V.	Shenhua Eu Wt Mar 11	0.22	33.38	2011/03/16	150,000,000	2010/09/17
24974	SGA Societe Generale Acceptance N.V.	A50 Ch Eu Wt Jan 2012	0.15	12.88	2012/01/30	300,000,000	2010/09/17
23506 <sup>#</sup>	Merrill Lynch Int'l & Co. C.V.	Ch Mobile Eur Wt Dec 2011	0.097	73.89 per 100 units	2011/12/05	300,000,000	2010/09/17
25017	Credit Suisse AG	Agricultural Bank European Wts Jan 2011 E	0.15	4.39 per unit	2011/01/10	300,000,000	2010/09/20
25018	Credit Suisse AG	Agricultural Bank European Wts Feb 2011 B	0.15	4.68 per unit	2011/02/22	300,000,000	2010/09/20
25016	Credit Suisse AG	HKEx European Warrants Nov 2012	0.25	154 per 100 units	2012/11/26	400,000,000	2010/09/20
25001	Citigroup Global Mkt H Inc.	CNOOC European Wts May 2011 A	0.25	14.88	2011/05/30	120,000,000	2010/09/20
25013	Deutsche Bank AG	China Mobile European Warrants Mar 2011	0.78	75	2011/03/28	200,000,000	2010/09/20
25011	Deutsche Bank AG	CC Bank European Warrants Mar 2011 A	0.24	7.68 per unit	2011/03/07	200,000,000	2010/09/20
25012	Deutsche Bank AG	China Life European Warrants Mar 2011 B	0.26	31.28	2011/03/28	300,000,000	2010/09/20
25015	Deutsche Bank AG	CNOOC European Warrants Apr 2011 B	0.15	16	2011/04/04	200,000,000	2010/09/20
25014	Deutsche Bank AG	Sinopec Corp European Warrants Mar 2011	0.36	7 per unit	2011/03/28	150,000,000	2010/09/20
10998	Deutsche Bank AG	Gold European Warrants Apr 2011	0.25	1,318 per 4,000 units	2011/04/19	50,000,000	2010/09/20
25000	HK Bank	BOC HK European Warrants Jun 2011	0.25	25.38	2011/06/23	160,000,000	2010/09/20
25009	KBC Fin Products Int'l Ltd.	HSI European Wts Feb 2011 G	0.15	22,800 per 9,200 units	2011/02/25	200,000,000	2010/09/20

## Newly listed derivative warrants (continued)

Code	Issuer	Name of issue	Issue prices (HK\$)	Strike level/ Subscription price (HK\$) per 10 units	Subscription/ exercise period	Unit issued on initial listing	Listing date
25008	KBC Fin Products Int'l Ltd.	ICBC European Wts Mar 2011 B	0.17	6.68 per unit	2011/03/01	168,000,000	2010/09/20
25007	Macquarie Bank Ltd.	China Coal European Warrants Jan 2011	0.151	12.5	2011/01/24	200,000,000	2010/09/20
25010	Standard Chartered Bank	HKEx European Warrants Aug 2011 A	0.15	142.99 per 100 units	2011/08/08	150,000,000	2010/09/20
25002	SGA Societe Generale Acceptance N.V.	AGBK Eu Wt Apr 2011 C	0.32	4.38 per unit	2011/04/04	200,000,000	2010/09/20
25003	SGA Societe Generale Acceptance N.V.	AGBK Eu Wt May 2011 A	0.3	4.58 per unit	2011/05/04	200,000,000	2010/09/20
25004	SGA Societe Generale Acceptance N.V.	AGBK Eu Wt May 2011 B	0.25	4.78 per unit	2011/05/04	200,000,000	2010/09/20
24997	SGA Societe Generale Acceptance N.V.	CMob Eu Put Wt Dec 11	0.15	79.95 per 100 units	2011/12/21	500,000,000	2010/09/20
25005	SGA Societe Generale Acceptance N.V.	CMB Euro Wts Apr 2011	0.17	22.78	2011/04/11	150,000,000	2010/09/20
24998	SGA Societe Generale Acceptance N.V.	CP&CC Eu Put Wt Feb11	0.24	5.60 per unit	2011/02/14	50,000,000	2010/09/20
24999	SGA Societe Generale Acceptance N.V.	Nine Dragons Eu Wt Nov11	0.21	12.88	2011/11/02	150,000,000	2010/09/20
25006	UBS AG	HSI European Warrants Dec 2010 M	0.15	22,100 per 8,000 units	2010/12/30	200,000,000	2010/09/20
23343 <sup>#</sup>	KBC Fin Products Int'l Ltd.	HSBC European Wts Jan 2011 B	0.173	88.28	2011/01/03	130,000,000	2010/09/20
25028	BOCI Asia Ltd.	CNOOC European Warrants Apr 2012	0.25	16.28	2012/04/10	100,000,000	2010/09/21
25029	BOCI Asia Ltd.	Ping An European Warrants Apr 2012	0.17	68.88 per 100 units	2012/04/10	300,000,000	2010/09/21
25032	Credit Suisse AG	China Mobile European Warrants Jan 2011 A	0.15	86.9	2011/01/31	300,000,000	2010/09/21
25049	Credit Suisse AG	China Life European Warrants Feb 2011 B	0.15	33.45	2011/02/21	300,000,000	2010/09/21
25033	Credit Suisse AG	CNOOC European Warrants Apr 2011 A	0.15	14.3	2011/04/11	300,000,000	2010/09/21
25034	Credit Suisse AG	CNOOC European Warrants Apr 2011 B	0.15	16	2011/04/11	300,000,000	2010/09/21
25030	Credit Suisse AG	HSI European Put Warrants Dec 2010 I	0.15	22,200 per 10,000 units	2010/12/30	300,000,000	2010/09/21
25031	Credit Suisse AG	HSI European Put Warrants Feb 2011 B	0.15	22,100 per 8,000 units	2011/02/25	320,000,000	2010/09/21
25035	Deutsche Bank AG	Agricultural Bk European Put Wts Feb11	0.15	3.33 per unit	2011/02/21	100,000,000	2010/09/21
25036	Deutsche Bank AG	CHALCO European Warrants Jun 2011	0.15	7.38	2011/06/27	100,000,000	2010/09/21
25037	Deutsche Bank AG	BOC HK European Warrants Mar 2011	0.25	25	2011/03/21	150,000,000	2010/09/21
25038	Deutsche Bank AG	China Telecom European Wts Mar 2011	0.31	4.50 per unit	2011/03/21	100,000,000	2010/09/21
25039	Deutsche Bank AG	Fushan Energy European Warrants Mar 2011	0.52	5 per unit	2011/03/21	100,000,000	2010/09/21
25040	Deutsche Bank AG	Gome European Warrants Feb 2011	0.27	2.50 per unit	2011/02/28	100,000,000	2010/09/21
25041	Deutsche Bank AG	Li & Fung European Warrants Mar 2011	0.25	50	2011/03/21	100,000,000	2010/09/21
25042	Deutsche Bank AG	PetroChina European Warrants Mar 2011	0.43	9.50 per unit	2011/03/21	150,000,000	2010/09/21
25043	Deutsche Bank AG	Sinopharm European Warrants Mar 2011	0.34	34	2011/03/21	100,000,000	2010/09/21
25048	KBC Fin Products Int'l Ltd.	Agricultural Bk Eu Wt Apr 11C	0.27	4.18 per unit	2011/04/01	158,000,000	2010/09/21
25046	KBC Fin Products Int'l Ltd.	Agricultural Bk Eu Wt Mar 11 B	0.25	4.30 per unit	2011/03/21	198,000,000	2010/09/21
25047	KBC Fin Products Int'l Ltd.	Agricultural Bk Eu Wt Mar 11 C	0.25	4.48 per unit	2011/03/21	198,000,000	2010/09/21
25044	Macquarie Bank Ltd.	China Shenhua European Wts Apr 2011	0.252	36.88	2011/04/04	200,000,000	2010/09/21
25045	Macquarie Bank Ltd.	Ping An European Warrants Mar 2012	0.152	78 per 100 units	2012/03/05	250,000,000	2010/09/21
25020	Merrill Lynch Int'l & Co. C.V.	Ch Mobile Eur Wt Jan 2011 B	0.32	82.69	2011/01/25	100,000,000	2010/09/21
25021	Merrill Lynch Int'l & Co. C.V.	Ch Mobile Eur Wt Jan 2011 C	0.208	86.89	2011/01/26	100,000,000	2010/09/21
25022	Merrill Lynch Int'l & Co. C.V.	Ch Mobile Eur Wt Feb 2011 A	0.16	90.89	2011/02/15	100,000,000	2010/09/21
25023	Merrill Lynch Int'l & Co. C.V.	Ch Mobile Eur Wt Feb 2011 B	0.164	93.89	2011/02/21	100,000,000	2010/09/21
25024	Merrill Lynch Int'l & Co. C.V.	Ch Mobile Eu Put Wt Dec 11B	0.189	88.88 per 100 units	2011/12/20	100,000,000	2010/09/21
25025	Merrill Lynch Int'l & Co. C.V.	Ping An Euro Wts Dec 2010	0.172	84.99	2010/12/28	100,000,000	2010/09/21
25027	Merrill Lynch Int'l & Co. C.V.	Ping An Euro Wts Mar 2011 B	0.26	88.99	2011/03/21	100,000,000	2010/09/21
25026	Merrill Lynch Int'l & Co. C.V.	Ping An Euro Put Wts Jun 12	0.25	81.99 per 100 units	2012/06/11	100,000,000	2010/09/21
25019	RB of Scotland N.V.	Agricultural Bk European Wts Mar 2011	0.28	4.22 per unit	2011/03/24	150,000,000	2010/09/21

## Newly listed derivative warrants (continued)

Code	Issuer	Name of issue	Issue prices (HK\$)	Strike level/ Subscription price (HK\$) per 10 units	Subscription/ exercise period	Unit issued on initial listing	Listing date
25054	RB of Scotland N.V.	A50 China European Put Wts Jan 2011	0.152	12.3	2011/01/24	250,000,000	2010/09/21
25055	RB of Scotland N.V.	A50 China European Put Wts Apr 2011	0.164	12.88	2011/04/18	250,000,000	2010/09/21
25050	RB of Scotland N.V.	HKEx European Warrants Jun 2011 A	0.153	140.10 per 100 units	2011/06/27	250,000,000	2010/09/21
25051	RB of Scotland N.V.	HSBC European Warrants Jan 2011 A	0.361	84.85	2011/01/31	100,000,000	2010/09/21
25052	RB of Scotland N.V.	HSBC European Warrants Jan 2011 B	0.26	88.85	2011/01/31	100,000,000	2010/09/21
25053	RB of Scotland N.V.	HSBC European Warrants Feb 2011 B	0.21	92.65	2011/02/11	100,000,000	2010/09/21
25057	Barclays Bank plc	Agricultural Bank European Wts Apr 2011	0.25	4.38 per unit	2011/04/18	100,000,000	2010/09/22
25056	Barclays Bank plc	CNOOC European Warrants Jun 2011	0.16	15	2011/06/27	100,000,000	2010/09/22
25060	Barclays Bank plc	CNOOC European Put Warrants Jun 2011 A	0.15	13.18	2011/06/20	100,000,000	2010/09/22
25058	Barclays Bank plc	HKEx European Warrants Jul 2012	0.25	153.88 per 100 units	2012/07/30	150,000,000	2010/09/22
25059	Barclays Bank plc	Tencent Holdings European Warrants Jun 11	0.25	160.88 per 100 units	2011/06/20	150,000,000	2010/09/22
25061	Citigroup Global Mkt H Inc.	China Life Euro Wts Apr 2011	0.25	33.33	2011/04/28	80,000,000	2010/09/22
25070	Deutsche Bank AG	Air China European Warrants May 2011	0.25	10.5	2011/05/23	100,000,000	2010/09/22
25071	Deutsche Bank AG	Angang Steel European Warrants Jun 2011 B	0.25	13	2011/06/27	100,000,000	2010/09/22
25073	Deutsche Bank AG	Ch LongYuan European Warrants Dec 2011 A	0.15	8.08	2011/12/28	100,000,000	2010/09/22
25074	Deutsche Bank AG	China Overseas European Warrants May 2011	0.25	19.5	2011/05/11	100,000,000	2010/09/22
25072	Deutsche Bank AG	CC Bank European Warrants Mar 2011 B	0.17	8.28 per unit	2011/03/28	200,000,000	2010/09/22
25075	Deutsche Bank AG	Geely Auto European Warrants Mar 2011 B	0.4	3.30 per unit	2011/03/28	100,000,000	2010/09/22
25076	Deutsche Bank AG	Jiangxi Copper European Warrants Apr 2011A	0.25	19.5	2011/04/18	100,000,000	2010/09/22
25078	Deutsche Bank AG	SHK Ppt European Warrants Aug 2011	0.15	117.50 per 100 units	2011/08/01	200,000,000	2010/09/22
25077	Deutsche Bank AG	SJM Holdings European Warrants Jun 2011 A	0.25	9	2011/06/27	100,000,000	2010/09/22
25079	Deutsche Bank AG	Tencent Holdings European Warrants Apr11A	0.25	155 per 100 units	2011/04/18	200,000,000	2010/09/22
25065	HK Bank	HKEx European Warrants Nov 2011 A	0.25	150 per 100 units	2011/11/08	160,000,000	2010/09/22
25080	J P Morgan SP BV	Angang Steel European Warrants May 2011	0.25	13.88	2011/05/03	200,000,000	2010/09/22
25081	J P Morgan SP BV	Anta Sports European Warrants Mar 2011	0.15	20	2011/03/21	100,000,000	2010/09/22
25082	J P Morgan SP BV	China Unicom European Warrants Aug 2011	0.25	12	2011/08/29	200,000,000	2010/09/22
25083	J P Morgan SP BV	Hutchison European Warrants Feb 2011 C	0.15	78.88	2011/02/14	100,000,000	2010/09/22
25068	KBC Fin Products Int'l Ltd.	China Life Euro Wts Mar 2011 E	0.18	32.28	2011/03/14	208,000,000	2010/09/22
25069	KBC Fin Products Int'l Ltd.	China Life Euro Wts Apr 2011 A	0.25	30.98	2011/04/01	188,000,000	2010/09/22
25084	KBC Fin Products Int'l Ltd.	Ch Mobile Euro Wt Mar 2011 B	0.25	85.88	2011/03/22	128,000,000	2010/09/22
25066	KBC Fin Products Int'l Ltd.	ICBC European Wts Apr 2011 A	0.3	6.388 per unit	2011/04/01	158,000,000	2010/09/22
25087	CC Rabobank B.A.	Anhui Conch European Warrants Mar 2011	0.38	37	2011/03/29	75,000,000	2010/09/22
25089	CC Rabobank B.A.	BOCL European Warrants Apr 2011	0.15	4.89 per unit	2011/04/04	100,000,000	2010/09/22
25085	CC Rabobank B.A.	Jiangxi Copper European Warrants Mar 2011	0.25	21	2011/03/24	100,000,000	2010/09/22
25088	CC Rabobank B.A.	Lenovo European Warrants Mar 2011	0.4	5.50 per unit	2011/03/01	100,000,000	2010/09/22
25086	CC Rabobank B.A.	PetroChina European Warrants Feb 2011 B	0.38	9.89 per unit	2011/02/25	100,000,000	2010/09/22
25062	SGA Societe Generale Acceptance N.V.	Ch Mob Eu Wt Feb 11B	0.15	95.9	2011/02/14	200,000,000	2010/09/22
25067	SGA Societe Generale Acceptance N.V.	HSI Eu Put Wt Mar 11C	0.15	20,400 per 8,000 units	2011/03/30	300,000,000	2010/09/22
25064	SGA Societe Generale Acceptance N.V.	HSI Eu Put Wt Jun 11A	0.15	19,000 per 8,000 units	2011/06/29	300,000,000	2010/09/22
25063	SGA Societe Generale Acceptance N.V.	HSI Eur Wt Mar 2011 B	0.15	22,200 per 7,500 units	2011/03/30	300,000,000	2010/09/22
25090	UBS AG	HSI European Warrants Mar 2011 A	0.15	23,000 per 8,500 units	2011/03/30	200,000,000	2010/09/22
25091	UBS AG	HSI European Put Warrants Feb 2011 B	0.15	21,400 per 8,000 units	2011/02/25	200,000,000	2010/09/22
25093	BOCI Asia Ltd.	China Tel European Warrants Aug 2011	0.35	5 per unit	2011/08/29	100,000,000	2010/09/24

## Newly listed derivative warrants (continued)

Code	Issuer	Name of issue	Issue prices (HK\$)	Strike level/ Subscription price (HK\$) per 10 units	Subscription/ exercise period	Unit issued on initial listing	Listing date
25094	BOCI Asia Ltd.	Henganintl European Warrants Jun 2012	0.175	78.88 per 100 units	2012/06/29	200,000,000	2010/09/24
25092	BOCI Asia Ltd.	China Mengniu European Warrants Dec 2011	0.3	27.88	2011/12/19	100,000,000	2010/09/24
25096	BNP Paribas Arbit Issu B.V.	HKEx European Wts Nov 2012	0.25	150 per 100 units	2012/11/01	100,000,000	2010/09/24
25097	BNP Paribas Arbit Issu B.V.	Li Ning European Warrants Jun11	0.32	26.88	2011/06/01	80,000,000	2010/09/24
25095	BNP Paribas Arbit Issu B.V.	China Mengniu Euro Wts Aug 11	0.28	28.88	2011/08/02	100,000,000	2010/09/24
25098	BNP Paribas Arbit Issu B.V.	SJM Holdings Euro Wts Dec 11	0.25	9.28	2011/12/02	100,000,000	2010/09/24
25100	Deutsche Bank AG	CITIC Bank European Warrants Mar 2011 A	0.31	5.80 per unit	2011/03/28	100,000,000	2010/09/24
25101	Deutsche Bank AG	China Mobile European Warrants Feb 2011 C	0.38	82.5	2011/02/28	200,000,000	2010/09/24
10999	Deutsche Bank AG	EUR/USD European Put Warrants Mar 2011 B	0.28	1.23 per 1 units	2011/03/28	50,000,000	2010/09/24
25102	Deutsche Bank AG	PICC P&C European Warrants Aug 2011	0.25	10.5	2011/08/01	100,000,000	2010/09/24
25103	Deutsche Bank AG	Ping An European Warrants Mar 2012	0.15	78 per 100 units	2012/03/05	100,000,000	2010/09/24
25104	Deutsche Bank AG	Sands China European Warrants Feb 2011	0.15	13.88	2011/02/14	100,000,000	2010/09/24
25106	Goldman Sachs SP (Asia)	CC Bank European Wts Mar 2011 B	0.25	7.80 per unit	2011/03/28	200,000,000	2010/09/24
25107	Goldman Sachs SP (Asia)	CNOOC European Warrants Jun 2011 A	0.15	14.98	2011/06/27	200,000,000	2010/09/24
25105	KBC Fin Products Int'l Ltd.	Agricultural Bk Eu Wt Mar 11D	0.25	3.988 per unit	2011/03/24	198,000,000	2010/09/24
25099	UBS AG	HKEx European Warrants Oct 2011 B	0.25	150.88 per 100 units	2011/10/31	200,000,000	2010/09/24
22232*	BOCI Asia Ltd.	HKEx European Put Warrants Mar 2011	0.069	128 per 100 units	2011/03/11	500,000,000	2010/09/24
25120	BNP Paribas Arbit Issu B.V.	Agricultural Bank Eu Wt Jul 15	0.15	2.99	2015/07/08	100,000,000	2010/09/27
25121	BNP Paribas Arbit Issu B.V.	KECL European Warrants Sep 12	0.25	10.88	2012/09/03	100,000,000	2010/09/27
25122	Credit Suisse AG	Sinopec Corp European Warrants Jul 2011	0.15	5.89	2011/07/25	300,000,000	2010/09/27
25123	Deutsche Bank AG	Alibaba European Warrants Apr 2011	0.25	16	2011/04/04	100,000,000	2010/09/27
10002	Deutsche Bank AG	AUD/USD European Warrants Apr 2011	0.25	0.97 per 1 units	2011/04/11	50,000,000	2010/09/27
25124	Deutsche Bank AG	CM Bank European Warrants Mar 2011	0.25	21.5	2011/03/28	100,000,000	2010/09/27
25125	Deutsche Bank AG	CNBM European Warrants Mar 2011	0.25	18.5	2011/03/28	80,000,000	2010/09/27
25126	Deutsche Bank AG	China Shenhua European Warrants Feb 2011	0.22	33.88	2011/02/21	80,000,000	2010/09/27
25109	Goldman Sachs SP (Asia)	Agricultural Bk European Wts Jan11	0.18	4.18 per unit	2011/01/24	200,000,000	2010/09/27
25110	Goldman Sachs SP (Asia)	Agricultural Bk European Wts May11	0.25	4.40 per unit	2011/05/16	200,000,000	2010/09/27
25115	HK Bank	CNBM European Warrants Jun 2011	0.25	19.38	2011/06/22	100,000,000	2010/09/27
25116	HK Bank	CNOOC European Warrants Aug 2011	0.25	16.88	2011/08/30	160,000,000	2010/09/27
25111	HK Bank	HSCEI European Warrants Mar 2011 A	0.25	11,800 per 6,500 units	2011/03/30	200,000,000	2010/09/27
25112	HK Bank	HSCEI European Warrants Mar 2011 B	0.25	12,800 per 6,000 units	2011/03/30	200,000,000	2010/09/27
25113	HK Bank	HSCEI European Warrants Jun 2011 A	0.25	13,800 per 6,000 units	2011/06/29	200,000,000	2010/09/27
25114	HK Bank	HSCEI European Warrants Dec 2011	0.25	14,200 per 8,000 units	2011/12/29	200,000,000	2010/09/27
25118	HK Bank	HSCEI European Put Warrants Mar 2011	0.25	11,500 per 6,000 units	2011/03/30	200,000,000	2010/09/27
25117	HK Bank	PetroChina European Warrants Mar 2011	0.25	10.18 per unit	2011/03/28	150,000,000	2010/09/27
25119	J P Morgan SP BV	HSBC European Warrants Jan 2011	0.174	88.88	2011/01/31	100,000,000	2010/09/27
25108	Macquarie Bank Ltd.	HSI European Put Warrants Jan 2011	0.15	20,900 per 9,500 units	2011/01/28	250,000,000	2010/09/27
25154	BNP Paribas Arbit Issu B.V.	China Unicom European Wt Oct12	0.27	15	2012/10/03	100,000,000	2010/09/28
25153	BNP Paribas Arbit Issu B.V.	CNBM European Warrants Oct 11	0.28	21	2011/10/03	100,000,000	2010/09/28
25139	BNP Paribas Arbit Issu B.V.	HSI European Wts Mar 2011	0.25	22,200 per 8,000 units	2011/03/30	100,000,000	2010/09/28
25143	BNP Paribas Arbit Issu B.V.	HSI Euro Put Wts Mar 2011	0.26	21,800 per 8,000 units	2011/03/30	100,000,000	2010/09/28
25155	BNP Paribas Arbit Issu B.V.	Jiangxi Copper Eu Wts Mar 2012	0.31	22	2012/03/02	100,000,000	2010/09/28
25156	BNP Paribas Arbit Issu B.V.	M I&S European Wts Mar 2011	0.4	5.50 per unit	2011/03/07	43,000,000	2010/09/28



## Newly listed derivative warrants (continued)

Code	Issuer	Name of issue	Issue prices (HK\$)	Strike level/ Subscription price (HK\$) per 10 units	Subscription/ exercise period	Unit issued on initial listing	Listing date
25157	BNP Paribas Arbit Issu B.V.	Tencent Holdings Eu Wts Jul 12	0.27	180 per 100 units	2012/07/03	100,000,000	2010/09/28
25158	BNP Paribas Arbit Issu B.V.	Ting Yi European Warrants Jan12	0.37	24	2012/01/04	76,000,000	2010/09/28
25145	Credit Suisse AG	Hutchison European Warrants Feb 2011 C	0.15	73.9	2011/02/07	300,000,000	2010/09/28
25161	Deutsche Bank AG	Minsheng Bank European Warrants Mar 2011	0.35	7.60 per unit	2011/03/28	150,000,000	2010/09/28
25160	Deutsche Bank AG	China Railway European Warrants Mar 2011	0.41	7 per unit	2011/03/28	100,000,000	2010/09/28
25159	Deutsche Bank AG	CRCC European Warrants Aug 2011	0.15	11.68	2011/08/01	100,000,000	2010/09/28
25148	Deutsche Bank AG	HSI European Warrants Feb 2011 I	0.15	23,200 per 8,000 units	2011/02/25	300,000,000	2010/09/28
25149	Deutsche Bank AG	HSI European Warrants Mar 2011 A	0.25	22,400 per 8,000 units	2011/03/30	300,000,000	2010/09/28
25150	Deutsche Bank AG	HSI European Warrants Mar 2011 B	0.15	22,800 per 8,500 units	2011/03/30	300,000,000	2010/09/28
25151	Deutsche Bank AG	HSI European Put Warrants Mar 2011 C	0.25	22,200 per 8,000 units	2011/03/30	300,000,000	2010/09/28
25152	Deutsche Bank AG	HSI European Put Warrants Mar 2011 D	0.28	22,800 per 8,000 units	2011/03/30	300,000,000	2010/09/28
25162	Deutsche Bank AG	ICBC European Warrants Mar 2011 B	0.47	5.98 per unit	2011/03/28	200,000,000	2010/09/28
25163	Deutsche Bank AG	Zijin Mining European Warrants Feb 2011	0.48	7 per unit	2011/02/21	100,000,000	2010/09/28
25133	HK Bank	HSI European Put Warrants Jun 2011 A	0.25	19,000 per 8,000 units	2011/06/29	280,000,000	2010/09/28
25131	HK Bank	HSI European Warrants Mar 2011 D	0.25	22,400 per 8,000 units	2011/03/30	280,000,000	2010/09/28
25132	HK Bank	HSI European Warrants Mar 2011 E	0.25	24,000 per 8,000 units	2011/03/30	280,000,000	2010/09/28
25136	HK Bank	HSI European Put Warrants Mar 2011 G	0.25	20,000 per 7,500 units	2011/03/30	280,000,000	2010/09/28
25137	HK Bank	HSI European Put Warrants Mar 2011 H	0.25	20,800 per 8,000 units	2011/03/30	280,000,000	2010/09/28
25138	HK Bank	HSI European Put Warrants Mar 2011 I	0.25	21,800 per 10,000 units	2011/03/30	280,000,000	2010/09/28
25134	Macquarie Bank Ltd.	Belle Int'l European Warrants Mar 2011	0.254	17	2011/03/30	200,000,000	2010/09/28
25135	Macquarie Bank Ltd.	COSCO Pacific European Warrants Jul 11	0.251	13.38	2011/07/18	200,000,000	2010/09/28
25140	Macquarie Bank Ltd.	Chi Res Land European Wts Apr 2011	0.25	20	2011/04/28	100,000,000	2010/09/28
25141	Macquarie Bank Ltd.	Dongfeng Motor European Wts Jul 2011 B	0.251	17	2011/07/28	150,000,000	2010/09/28
25142	Macquarie Bank Ltd.	New World Dev European Wts Oct 2011	0.25	16	2011/10/07	150,000,000	2010/09/28
25144	Macquarie Bank Ltd.	SHK Ppt European Warrants Oct 2012	0.25	140 per 100 units	2012/10/03	200,000,000	2010/09/28
25127	SGA Societe Generale Acceptance N.V.	HKEx Eu Wt Jun 2012 A	0.25	147 per 100 units	2012/06/25	300,000,000	2010/09/28
25128	SGA Societe Generale Acceptance N.V.	Petch Eu Wt Apr 2012	0.15	8.5	2012/04/30	400,000,000	2010/09/28
25129	SGA Societe Generale Acceptance N.V.	Petch Eu Wt Jan 2013	0.15	9	2013/01/28	400,000,000	2010/09/28
25130	SGA Societe Generale Acceptance N.V.	SHK P Eu Wt Jan 2013	0.25	130.50 per 100 units	2013/01/28	300,000,000	2010/09/28
25147	UBS AG	China Unicom European Warrants Sep 2011	0.15	12	2011/09/20	100,000,000	2010/09/28
25146	UBS AG	ICBC European Warrants Jan 2011	0.15	6.50 per unit	2011/01/10	100,000,000	2010/09/28
24775 <sup>#</sup>	CC Rabobank B.A.	China Life European Warrants Dec 2010 C	0.15	31.85	2010/12/21	200,000,000	2010/09/28
25176	BNP Paribas Arbit Issu B.V.	Hutchison European Wts Nov2011A	0.4	76.88	2011/11/02	100,000,000	2010/09/29
25182	Credit Suisse AG	China Mobile European Warrants Jan 2011 B	0.15	88.8	2011/01/24	300,000,000	2010/09/29
25178	Credit Suisse AG	Sinopec Corp European Warrants Jan 2011 A	0.15	6.88 per unit	2011/01/10	300,000,000	2010/09/29
25179	Credit Suisse AG	Sinopec Corp European Warrants Oct 2011	0.15	6.21	2011/10/10	300,000,000	2010/09/29
25180	Credit Suisse AG	HKEx European Warrants Mar 2011	0.25	158.88	2011/03/28	300,000,000	2010/09/29
25177	Credit Suisse AG	HSBC European Wts Jan 2011 B	0.15	88.88	2011/01/31	300,000,000	2010/09/29
25181	Credit Suisse AG	Tencent Holdings European Wts Feb 2011 B	0.15	168.80 per 100 units	2011/02/14	300,000,000	2010/09/29
25183	Credit Suisse AG	Tencent Holdings European Put Wts Feb2011	0.15	160 per 100 units	2011/02/21	300,000,000	2010/09/29
25196	Citigroup Global Mkt H Inc.	BYD European Warrants Apr 2011	0.25	68.88	2011/04/18	80,000,000	2010/09/29
25184	Deutsche Bank AG	Anhui Conch European Warrants Apr 2011	0.38	37.5	2011/04/04	100,000,000	2010/09/29
25185	Deutsche Bank AG	China EB Ltd European Warrants Mar 2011	0.2	20	2011/03/28	100,000,000	2010/09/29

## Newly listed derivative warrants (continued)

Code	Issuer	Name of issue	Issue prices (HK\$)	Strike level/ Subscription price (HK\$) per 10 units	Subscription/ exercise period	Unit issued on initial listing	Listing date
25186	Deutsche Bank AG	China Mobile European Warrants Feb 2011 D	0.15	98.88	2011/02/28	200,000,000	2010/09/29
25187	Deutsche Bank AG	Chi Res Land European Warrants Feb 2011	0.16	18	2011/02/28	100,000,000	2010/09/29
25188	Deutsche Bank AG	ICBC European Warrants Feb 2011 A	0.22	6.50 per unit	2011/02/28	150,000,000	2010/09/29
10003	Deutsche Bank AG	Nasdaq-100 Index European Wts Jun 2011	0.25	2,050 per 10,000 units	2011/06/20	100,000,000	2010/09/29
10007	Deutsche Bank AG	Nasdaq-100 Index Euro Put Wts Jun 2011	0.25	1,900 per 10,000 units	2011/06/20	100,000,000	2010/09/29
25194	Goldman Sachs SP (Asia)	HSI European Warrants Mar 2011 A	0.25	22,000 per 7,000 units	2011/03/30	200,000,000	2010/09/29
25195	Goldman Sachs SP (Asia)	HSI European Warrants Mar 2011 B	0.15	22,900 per 8,500 units	2011/03/30	200,000,000	2010/09/29
25199	Goldman Sachs SP (Asia)	HSI European Put Wts Mar 2011 C	0.25	21,600 per 7,000 units	2011/03/30	200,000,000	2010/09/29
25200	Goldman Sachs SP (Asia)	HSI European Put Wts Mar 2011 D	0.25	22,000 per 7,000 units	2011/03/30	200,000,000	2010/09/29
25169	HK Bank	Angang Steel European Warrants Jun 2011 B	0.25	14.88	2011/06/22	120,000,000	2010/09/29
25170	HK Bank	Sinopec Corp European Warrants Mar 2011	0.25	7.58 per unit	2011/03/29	120,000,000	2010/09/29
25171	HK Bank	Dongfeng Motor European Warrants May 2011	0.25	17.18	2011/05/12	100,000,000	2010/09/29
25172	HK Bank	HWL European Warrants Mar 2011	0.25	80	2011/03/29	150,000,000	2010/09/29
25173	HK Bank	Jiangxi Copper European Warrants Apr 2011	0.25	21.88	2011/04/28	120,000,000	2010/09/29
25174	HK Bank	Tencent European Warrants Jun 2011 A	0.25	180 per 100 units	2011/06/16	200,000,000	2010/09/29
25175	HK Bank	Zhaojin Mining European Warrants Dec 2011	0.3	28.88	2011/12/28	100,000,000	2010/09/29
25191	KBC Fin Products Int'l Ltd.	Agricultural Eu Put Wt Apr 11A	0.25	3.40 per unit	2011/04/01	128,000,000	2010/09/29
25192	KBC Fin Products Int'l Ltd.	China Tel Euro Wts May 2011	0.25	4.58 per unit	2011/05/09	80,000,000	2010/09/29
25193	KBC Fin Products Int'l Ltd.	CNOOC European Wts Jun 2011 C	0.15	14.88	2011/06/01	108,000,000	2010/09/29
25190	Macquarie Bank Ltd.	Agricultural Bk European Put Wt Mar 11	0.251	3.60 per unit	2011/03/30	150,000,000	2010/09/29
25189	Macquarie Bank Ltd.	Sh Petrochem European Wts Mar 2011	0.253	3.98 per unit	2011/03/30	88,000,000	2010/09/29
25164	CC Rabobank B.A.	CNBM European Warrants Apr 2011	0.25	19.4	2011/04/06	100,000,000	2010/09/29
25165	CC Rabobank B.A.	Dongfeng Motor European Warrants Apr 11B	0.22	14.9	2011/04/21	150,000,000	2010/09/29
25166	CC Rabobank B.A.	Geely Auto European Warrants Mar 2011	0.37	3.68 per unit	2011/03/14	100,000,000	2010/09/29
25167	CC Rabobank B.A.	Hutchison European Warrants Feb 2011 C	0.24	75	2011/02/11	100,000,000	2010/09/29
25168	CC Rabobank B.A.	Weichai Power European Warrants Oct 2011	0.25	90 per 100 units	2011/10/26	200,000,000	2010/09/29
23846 <sup>#</sup>	UBS AG	Agricultural Bank European Warrants Jan 2011 H	0.076	4.38 per unit	2011/01/10	200,000,000	2010/09/29
25211	Barclays Bank plc	China Telecom European Warrants Jun 2011	0.25	5 per unit	2011/06/27	100,000,000	2010/09/30
25210	Barclays Bank plc	Sinopec Corp European Wts Apr 2011	0.3	7.50 per unit	2011/04/26	100,000,000	2010/09/30
25212	Barclays Bank plc	Hutchison European Warrants Jun 2011	0.27	75	2011/06/13	100,000,000	2010/09/30
25213	Barclays Bank plc	Hutchison European Put Warrants Jun 2011	0.25	55	2011/06/20	100,000,000	2010/09/30
25214	Barclays Bank plc	Tencent Holdings European Put Wts Sep 11A	0.16	142 per 100 units	2011/09/12	120,000,000	2010/09/30
25243	Citigroup Global Mkt H Inc.	Esprit European Wts Mar 2011	0.25	49.99	2011/03/30	80,000,000	2010/09/30
25228	Citigroup Global Mkt H Inc.	Ping An Euro Wts Mar 2011	0.35	82	2011/03/30	80,000,000	2010/09/30
25234	Deutsche Bank AG	Agile Ppt European Warrants Oct 2011	0.19	10.08	2011/10/10	100,000,000	2010/09/30
25235	Deutsche Bank AG	BBMG European Warrants Jun 2011	0.25	11.5	2011/06/27	100,000,000	2010/09/30
25236	Deutsche Bank AG	CC Bank European Warrants Feb 2011 B	0.48	6.86 per unit	2011/02/28	200,000,000	2010/09/30
25237	Deutsche Bank AG	Sinopec Corp European Warrants Apr 2011 A	0.3	7.50 per unit	2011/04/14	150,000,000	2010/09/30
25238	Deutsche Bank AG	R&F Ppt European Warrants May 2011	0.15	12.5	2011/05/30	100,000,000	2010/09/30
25248	KBC Fin Products Int'l Ltd.	HKEx European Warrants Apr 11	0.37	162.88	2011/04/01	88,000,000	2010/09/30
25216	Macquarie Bank Ltd.	Cheung Kong European Warrants Oct 2011	0.152	105 per 100 units	2011/10/17	250,000,000	2010/09/30
25215	Macquarie Bank Ltd.	Cathay Pacific European Wts Mar 2011	0.152	23.05	2011/03/15	150,000,000	2010/09/30
25239	Macquarie Bank Ltd.	HSI European Put Warrants Feb 2011	0.15	22,000 per 10,000 units	2011/02/25	250,000,000	2010/09/30

## Newly listed derivative warrants (continued)

Code	Issuer	Name of issue	Issue prices (HK\$)	Strike level/ Subscription price (HK\$) per 10 units	Subscription/ exercise period	Unit issued on initial listing	Listing date
25217	Macquarie Bank Ltd.	MCC European Warrants Mar 2011	0.258	4.80 per unit	2011/03/30	150,000,000	2010/09/30
25197	Merrill Lynch Int'l & Co. C.V.	China Life Eu Wt Mar 2011 A	0.345	29.39	2011/03/03	100,000,000	2010/09/30
25198	Merrill Lynch Int'l & Co. C.V.	China Life Eu Wt Mar 2011 B	0.158	33.49	2011/03/04	100,000,000	2010/09/30
25201	Merrill Lynch Int'l & Co. C.V.	China Life Eu Wt Apr 2011 A	0.153	35.69	2011/04/26	100,000,000	2010/09/30
25202	Merrill Lynch Int'l & Co. C.V.	Ch Life Eur Put Wt Mar 2011	0.25	31.29	2011/03/07	100,000,000	2010/09/30
25203	Merrill Lynch Int'l & Co. C.V.	HKEx Euro Wts Feb 2011	0.69	158.99	2011/02/07	100,000,000	2010/09/30
25204	Merrill Lynch Int'l & Co. C.V.	HKEx Euro Wts Nov 2011	0.25	149.99 per 100 units	2011/11/01	100,000,000	2010/09/30
25205	Merrill Lynch Int'l & Co. C.V.	HKEx Euro Wts Jan 2012	0.25	154.99 per 100 units	2012/01/26	100,000,000	2010/09/30
25207	Merrill Lynch Int'l & Co. C.V.	HKEx Eur Put Wts Jun 2011 C	0.25	143.99 per 100 units	2011/06/20	100,000,000	2010/09/30
25206	Merrill Lynch Int'l & Co. C.V.	HKEx Eur Put Wts May 2011 B	0.27	153.99 per 100 units	2011/05/16	100,000,000	2010/09/30
25225	Nomura Int'l plc	Agricultural Bk European Warrants Jan 11	0.152	4.18 per unit	2011/01/17	200,000,000	2010/09/30
25226	Nomura Int'l plc	Agricultural Bk European Warrants Mar 11	0.258	4 per unit	2011/03/21	100,000,000	2010/09/30
25224	Nomura Int'l plc	China Mobile European Warrants Mar 2011	0.363	85	2011/03/31	50,000,000	2010/09/30
25223	Nomura Int'l plc	CC Bank European Warrants Mar 2011	0.3	7.40 per unit	2011/03/31	100,000,000	2010/09/30
25227	Nomura Int'l plc	China Coal European Warrants Sep 2011	0.253	12.5	2011/09/30	100,000,000	2010/09/30
25222	Nomura Int'l plc	CNOOC European Warrants Jun 2011 B	0.15	15.018	2011/06/30	100,000,000	2010/09/30
25219	Nomura Int'l plc	HKEx European Warrants Aug 2011	0.15	143.08 per 100 units	2011/08/08	100,000,000	2010/09/30
25218	Nomura Int'l plc	JIANC European Warrants Mar 2011 B	0.25	19.98	2011/03/31	100,000,000	2010/09/30
25221	Nomura Int'l plc	PetroChina European Warrants Apr 2012	0.15	8.488	2012/04/30	100,000,000	2010/09/30
25220	Nomura Int'l plc	PetroChina European Warrants Jan 2013	0.15	9.008	2013/01/31	100,000,000	2010/09/30
25229	CC Rabobank B.A.	Agricultural Bk European Warrants Jul 11	0.25	4.39 per unit	2011/07/28	200,000,000	2010/09/30
25232	CC Rabobank B.A.	Ch Mobile European Warrants Mar 2011	0.32	88	2011/03/07	150,000,000	2010/09/30
25230	CC Rabobank B.A.	China Life European Warrants Feb 2011 B	0.37	29.4	2011/02/28	150,000,000	2010/09/30
25231	CC Rabobank B.A.	China Life European Warrants Feb 2011 C	0.2	32.28	2011/02/28	150,000,000	2010/09/30
25233	CC Rabobank B.A.	Tencent Holdings European Wts Mar 2011	0.25	172.50 per 100 units	2011/03/30	200,000,000	2010/09/30
25242	RB of Scotland N.V.	HSI European Put Warrants Feb 2011 A	0.198	22,400 per 8,000 units	2011/02/25	250,000,000	2010/09/30
25240	RB of Scotland N.V.	Tencent Holdings European Wts Feb 11D	0.15	168.788 per 100 units	2011/02/14	200,000,000	2010/09/30
25241	RB of Scotland N.V.	Tencent Holdings European Wts Jun 2011A	0.177	174.98 per 100 units	2011/06/24	200,000,000	2010/09/30
25208	SGA Societe Generale Acceptance N.V.	BYD Euro Wts Sep 2011	0.59	78.88	2011/09/21	80,000,000	2010/09/30
25209	SGA Societe Generale Acceptance N.V.	CNOOC Eu Wt Apr 2011B	0.16	16	2011/04/04	200,000,000	2010/09/30
25244	SGA Societe Generale Acceptance N.V.	HSBC Eu Wt Jan 2011 C	0.32	86.5	2011/01/31	100,000,000	2010/09/30
25245	SGA Societe Generale Acceptance N.V.	HSI Eu Put Wt Feb 11H	0.19	21,400 per 8,000 units	2011/02/25	300,000,000	2010/09/30
25246	SGA Societe Generale Acceptance N.V.	HSI Eu Put Wt Mar 11D	0.15	21,000 per 10,000 units	2011/03/30	300,000,000	2010/09/30
25247	SGA Societe Generale Acceptance N.V.	HSI Eu Put Wt Mar 11E	0.28	22,400 per 8,000 units	2011/03/30	300,000,000	2010/09/30
20114 <sup>#</sup>	J P Morgan SP BV	Sinopec Corp European Warrants Jul 2011	0.105	5.888	2011/07/25	300,000,000	2010/09/30
19851 <sup>#</sup>	Merrill Lynch Int'l & Co. C.V.	CK(H) Euro Put Warrants Jan11	0.035	103.99 per 100 units	2011/01/31	300,000,000	2010/09/30
25258	BNP Paribas Arbit Issu B.V.	HKEx European Wts Feb 2013	0.26	154 per 100 units	2013/02/01	200,000,000	2010/10/04
25259	BNP Paribas Arbit Issu B.V.	Hutchison European Wts Apr 11	0.26	78	2011/04/04	100,000,000	2010/10/04
25281	Credit Suisse AG	Agricultural Bank European Wts Apr 2011A	0.25	3.88 per unit	2011/04/11	300,000,000	2010/10/04
25284	Credit Suisse AG	HKEx European Put Warrants Apr 2011 D	0.3	140.88	2011/04/11	300,000,000	2010/10/04
25278	Credit Suisse AG	HSI European Warrants Feb 2011	0.15	23,300 per 8,000 units	2011/02/25	320,000,000	2010/10/04
25285	Credit Suisse AG	HSI European Put Warrants Feb 2011 C	0.15	22,700 per 9,000 units	2011/02/25	315,000,000	2010/10/04
25283	Credit Suisse AG	Hutchison European Put Warrants Apr 11A	0.25	58.88	2011/04/11	300,000,000	2010/10/04

## Newly listed derivative warrants (continued)

Code	Issuer	Name of issue	Issue prices (HK\$)	Strike level/ Subscription price (HK\$) per 10 units	Subscription/ exercise period	Unit issued on initial listing	Listing date
25279	Credit Suisse AG	Hutchison European Warrants Feb 2011 D	0.15	78.88	2011/02/21	300,000,000	2010/10/04
25282	Credit Suisse AG	MCC European Warrants Apr 2011	0.25	4.688 per unit	2011/04/11	300,000,000	2010/10/04
25280	Credit Suisse AG	SHK Ppt European Warrants Apr 2011 A	0.25	138.88	2011/04/11	300,000,000	2010/10/04
25252	Citigroup Global Mkt H Inc.	Sinopec Corp Euro Wts Oct 2011	0.15	6.2	2011/10/07	100,000,000	2010/10/04
25286	Citigroup Global Mkt H Inc.	HSI European Put Wts Feb 2011	0.15	21,700 per 10,000 units	2011/02/25	80,000,000	2010/10/04
25277	Citigroup Global Mkt H Inc.	HSI European Warrants Feb 11B	0.15	23,300 per 8,000 units	2011/02/25	80,000,000	2010/10/04
25268	Deutsche Bank AG	BYD European Warrants Apr 2011	0.47	65	2011/04/04	100,000,000	2010/10/04
25269	Deutsche Bank AG	BYD European Warrants Nov 2011	0.15	51.88 per 100 units	2011/11/28	100,000,000	2010/10/04
25270	Deutsche Bank AG	China Coal European Warrants May 2011	0.25	13	2011/05/09	100,000,000	2010/10/04
25271	Deutsche Bank AG	Esprit European Warrants Apr 2011 A	0.25	55	2011/04/04	100,000,000	2010/10/04
25260	Deutsche Bank AG	HKEx European Warrants Nov 2011	0.15	150 per 100 units	2011/11/07	200,000,000	2010/10/04
25272	Goldman Sachs SP (Asia)	BOC HK European Warrants May 2011	0.25	25	2011/05/11	200,000,000	2010/10/04
25273	Goldman Sachs SP (Asia)	CC Bank European Wts Jan 2011	0.31	7 per unit	2011/01/04	200,000,000	2010/10/04
25274	Goldman Sachs SP (Asia)	Hutchison European Wts Apr 2011 A	0.25	76	2011/04/04	200,000,000	2010/10/04
25275	Goldman Sachs SP (Asia)	Tencent Holdings European Wt Aug11A	0.25	165 per 100 units	2011/08/01	200,000,000	2010/10/04
25276	Goldman Sachs SP (Asia)	Tencent Holdings European Wt Oct11A	0.25	180 per 100 units	2011/10/31	200,000,000	2010/10/04
25287	J P Morgan SP BV	HKEx European Warrants Jun 2011 B	0.252	150 per 100 units	2011/06/29	300,000,000	2010/10/04
25288	KBC Fin Products Int'l Ltd.	CC Bank Euro Wts Apr 2011 D	0.25	7.38 per unit	2011/04/04	188,000,000	2010/10/04
25292	KBC Fin Products Int'l Ltd.	CC Bank Euro Put Wts Apr 2011C	0.25	6.08 per unit	2011/04/04	108,000,000	2010/10/04
25291	KBC Fin Products Int'l Ltd.	Cheung Kong Eur Wts Apr 2011	0.25	136	2011/04/08	108,000,000	2010/10/04
25289	KBC Fin Products Int'l Ltd.	Henderson Land Dev Eu Wt Apr11	0.25	60	2011/04/04	50,000,000	2010/10/04
25293	KBC Fin Products Int'l Ltd.	Henderson Land Eu Put Wt Apr11	0.34	52	2011/04/04	50,000,000	2010/10/04
25294	KBC Fin Products Int'l Ltd.	HSI European Wts Feb 2011 H	0.15	21,500 per 10,000 units	2011/02/25	200,000,000	2010/10/04
25290	KBC Fin Products Int'l Ltd.	Hutchison Euro Wts Apr 2011 A	0.25	83.88	2011/04/04	108,000,000	2010/10/04
25253	Macquarie Bank Ltd.	Angang Steel European Wts Jun 2011	0.15	14.5	2011/06/02	200,000,000	2010/10/04
25256	Macquarie Bank Ltd.	CITIC Pacific European Warrants Apr 11	0.208	18	2011/04/07	200,000,000	2010/10/04
25254	Macquarie Bank Ltd.	China Railway European Wts Feb 2011	0.38	6.88 per unit	2011/02/25	200,000,000	2010/10/04
25255	Macquarie Bank Ltd.	Chi Res Power European Warrants May 11	0.25	18.88	2011/05/04	200,000,000	2010/10/04
25257	Macquarie Bank Ltd.	Hang Lung Ppt European Wts Apr 2011	0.25	40	2011/04/11	200,000,000	2010/10/04
25261	Merrill Lynch Int'l & Co. C.V.	BOC HK Euro Wts May 2011 B	0.255	26.99	2011/05/03	100,000,000	2010/10/04
25266	RB of Scotland N.V.	HKEx European Warrants Oct 2011 A	0.157	150.888 per 100 units	2011/10/24	200,000,000	2010/10/04
25267	RB of Scotland N.V.	HWL European Warrants Feb 2011 B	0.181	77.038	2011/02/23	100,000,000	2010/10/04
25249	SGA Societe Generale Acceptance N.V.	CK(H) Eu Wt Jun 2011	0.17	99 per 100 units	2011/06/29	200,000,000	2010/10/04
25250	SGA Societe Generale Acceptance N.V.	CK(H) Eu Wt Oct 2011	0.16	105 per 100 units	2011/10/17	200,000,000	2010/10/04
25262	SGA Societe Generale Acceptance N.V.	HKEx Eu Wt Nov 2011 A	0.17	150 per 100 units	2011/11/02	300,000,000	2010/10/04
25251	SGA Societe Generale Acceptance N.V.	SHK P Eu Wt Feb 2011	0.15	116.18 per 100 units	2011/02/21	300,000,000	2010/10/04
25263	UBS AG	BOCL European Warrants Mar 2011	0.15	4.50 per unit	2011/03/28	100,000,000	2010/10/04
25264	UBS AG	CC Bank European Warrants Feb 2011	0.15	7.68 per unit	2011/02/28	100,000,000	2010/10/04
25265	UBS AG	Hutchison European Warrants Feb 2011 C	0.15	78.88	2011/02/11	100,000,000	2010/10/04
24457*	Merrill Lynch Int'l & Co. C.V.	HKEx Eur Put Wts Mar 2011	0.034	128.01 per 100 units	2011/03/04	300,000,000	2010/10/04
25308	BNP Paribas Arbit Issu B.V.	HKEx European Wts Oct 2012	0.25	170 per 100 units	2012/10/03	100,000,000	2010/10/05
25309	BNP Paribas Arbit Issu B.V.	SHK Ppt European Warrants Jan13	0.25	135 per 100 units	2013/01/02	100,000,000	2010/10/05
25322	Credit Suisse AG	SHK Ppt European Put Warrants Apr 2011	0.25	128.88	2011/04/20	300,000,000	2010/10/05

## Newly listed derivative warrants (continued)

Code	Issuer	Name of issue	Issue prices (HK\$)	Strike level/ Subscription price (HK\$) per 10 units	Subscription/ exercise period	Unit issued on initial listing	Listing date
25318	Credit Suisse AG	SHK Ppt European Warrants Apr 2011 B	0.25	148.88	2011/04/20	300,000,000	2010/10/05
25319	Credit Suisse AG	Tencent Holdings European Wts Jan 2011 B	0.15	168 per 100 units	2011/01/05	300,000,000	2010/10/05
25320	Credit Suisse AG	Tencent Holdings European Wts Apr 2011 A	0.25	172.88 per 100 units	2011/04/20	300,000,000	2010/10/05
25312	Deutsche Bank AG	Belle Int'l European Warrants Apr 2011	0.27	16.5	2011/04/11	100,000,000	2010/10/05
25313	Deutsche Bank AG	Geely Auto European Warrants Apr 2011	0.38	4.20 per unit	2011/04/06	100,000,000	2010/10/05
25314	Deutsche Bank AG	HKEx European Warrants May 2011 C	0.15	160 per 100 units	2011/05/30	200,000,000	2010/10/05
25315	Deutsche Bank AG	HSBC European Warrants Apr 2011 B	0.26	96	2011/04/11	300,000,000	2010/10/05
25321	Deutsche Bank AG	HSI European Warrants Apr 2011 A	0.25	23,800 per 8,000 units	2011/04/28	300,000,000	2010/10/05
25316	Deutsche Bank AG	SHK Ppt European Warrants Feb 2012	0.25	140 per 100 units	2012/02/06	150,000,000	2010/10/05
25317	Deutsche Bank AG	Tencent Holdings European Warrants Apr11B	0.29	175 per 100 units	2011/04/06	200,000,000	2010/10/05
25329	Goldman Sachs SP (Asia)	HKEx European Warrants Dec 2011 A	0.25	168 per 100 units	2011/12/05	200,000,000	2010/10/05
25330	Goldman Sachs SP (Asia)	Hutchison Euro Put Wts Apr 2011	0.37	61.8	2011/04/11	200,000,000	2010/10/05
25305	J P Morgan SP BV	BOC HK European Warrants Jun 2011 A	0.25	26.88	2011/06/29	150,000,000	2010/10/05
25303	J P Morgan SP BV	Cheung Kong European Warrants Apr 2011	0.25	138.88	2011/04/06	88,000,000	2010/10/05
25307	J P Morgan SP BV	HKEx European Put Wts Jun 2011 C	0.25	150 per 100 units	2011/06/20	300,000,000	2010/10/05
25306	J P Morgan SP BV	HKEx European Warrants Aug 2011 B	0.25	165 per 100 units	2011/08/10	300,000,000	2010/10/05
25324	KBC Fin Products Int'l Ltd.	HKEx European Put Wts Aug 2011	0.25	150 per 100 units	2011/08/08	108,000,000	2010/10/05
25323	KBC Fin Products Int'l Ltd.	HKEx European Warrants Jul 11C	0.25	153.88 per 100 units	2011/07/05	108,000,000	2010/10/05
25325	KBC Fin Products Int'l Ltd.	HSBC European Wts Feb 2011 B	0.21	88.9	2011/02/08	128,000,000	2010/10/05
25327	KBC Fin Products Int'l Ltd.	HSI European Wts Apr 2011 A	0.25	23,400 per 8,000 units	2011/04/28	200,000,000	2010/10/05
25326	KBC Fin Products Int'l Ltd.	Tencent Holdings Eu Wt Jul11A	0.25	178.88 per 100 units	2011/07/05	108,000,000	2010/10/05
25298	Macquarie Bank Ltd.	China Coal European Warrants Dec 2011	0.251	13.88	2011/12/05	200,000,000	2010/10/05
25297	Macquarie Bank Ltd.	CNOOC European Put Warrants Jun 2011	0.25	14.8	2011/06/02	200,000,000	2010/10/05
25299	Macquarie Bank Ltd.	Ch Southern Air European Wts Apr 2011	0.25	6 per unit	2011/04/06	100,000,000	2010/10/05
25296	Macquarie Bank Ltd.	HKEx European Warrants May 2011 C	0.769	180	2011/05/04	100,000,000	2010/10/05
25295	Macquarie Bank Ltd.	HKEx European Warrants Dec 2011	0.251	158.88 per 100 units	2011/12/02	200,000,000	2010/10/05
25328	RB of Scotland N.V.	HKEx European Warrants May 2011	0.151	159.99 per 100 units	2011/05/26	200,000,000	2010/10/05
25332	RB of Scotland N.V.	HSI European Warrants Feb 2011 C	0.155	22,700 per 9,200 units	2011/02/25	250,000,000	2010/10/05
25333	RB of Scotland N.V.	HSI European Warrants Feb 2011 D	0.153	23,200 per 8,000 units	2011/02/25	250,000,000	2010/10/05
25335	RB of Scotland N.V.	HSI European Put Warrants Feb 2011 B	0.165	22,100 per 8,000 units	2011/02/25	250,000,000	2010/10/05
25331	RB of Scotland N.V.	SHK P European Warrants Dec 2011	0.25	138.08 per 100 units	2011/12/28	250,000,000	2010/10/05
25334	RB of Scotland N.V.	SHK P European Put Warrants Jun 2011	0.15	127.90 per 100 units	2011/06/27	250,000,000	2010/10/05
25301	Standard Chartered Bank	China Mobile European Wts Jan 2011	0.24	88.8	2011/01/28	150,000,000	2010/10/05
25302	Standard Chartered Bank	China Life European Warrants Mar11B	0.245	32	2011/03/07	150,000,000	2010/10/05
25300	Standard Chartered Bank	HSBC European Warrants Jul 2011	0.25	98.28	2011/07/27	100,000,000	2010/10/05
25310	UBS AG	HKEx European Warrants May 2011 A	0.15	160 per 100 units	2011/05/30	200,000,000	2010/10/05
25311	UBS AG	HSI European Warrants Mar 2011 B	0.15	23,400 per 8,000 units	2011/03/30	200,000,000	2010/10/05
25304	UBS AG	HSI European Put Warrants Feb 2011 C	0.15	22,300 per 8,000 units	2011/02/25	200,000,000	2010/10/05
25346	Barclays Bank plc	HSI European Warrants Apr 2011 A	0.25	22,500 per 10,000 units	2011/04/28	150,000,000	2010/10/06
25347	Barclays Bank plc	HSI European Warrants Apr 2011 B	0.25	23,600 per 8,500 units	2011/04/28	150,000,000	2010/10/06
25348	Barclays Bank plc	HSI European Warrants Apr 2011 C	0.25	23,900 per 8,000 units	2011/04/28	150,000,000	2010/10/06
25352	Barclays Bank plc	HSI European Put Warrants Apr 2011 D	0.25	22,000 per 10,000 units	2011/04/28	150,000,000	2010/10/06
25353	Barclays Bank plc	HSI European Put Warrants Apr 2011 E	0.25	22,500 per 10,000 units	2011/04/28	150,000,000	2010/10/06

## Newly listed derivative warrants (continued)

Code	Issuer	Name of issue	Issue prices (HK\$)	Strike level/ Subscription price (HK\$) per 10 units	Subscription/ exercise period	Unit issued on initial listing	Listing date
25368	BOCI Asia Ltd.	Dongfeng Motor European Warrants May 2011	0.25	15.95	2011/05/09	100,000,000	2010/10/06
25369	BOCI Asia Ltd.	GCL-Poly Energy European Warrants May 2011	0.275	2.78 per unit	2011/05/09	100,000,000	2010/10/06
25370	BOCI Asia Ltd.	Geely Auto European Warrants Apr 2011	0.325	4.50 per unit	2011/04/11	100,000,000	2010/10/06
25371	BOCI Asia Ltd.	Hutchison European Warrants Jul 2011	0.35	78	2011/07/11	100,000,000	2010/10/06
25402	BNP Paribas Arbit Issu B.V.	SHK Ppt European Warrants Sep11	0.18	125 per 100 units	2011/09/02	100,000,000	2010/10/06
25391	Credit Suisse AG	Angang Steel European Warrants Apr 2011	0.15	13.888	2011/04/28	300,000,000	2010/10/06
25397	Credit Suisse	BOC HK European Warrants Mar 2011	0.15	24.98	2011/03/16	300,000,000	2010/10/06
25396	Credit Suisse AG	China Coal European Warrants Jan 2011	0.15	12.52	2011/01/17	300,000,000	2010/10/06
25389	Credit Suisse AG	Cheung Kong European Warrants Feb 2011	0.3	128.08	2011/02/24	50,000,000	2010/10/06
25390	Credit Suisse	Cheung Kong European Put Warrants Jul 2011A	0.15	110.08 per 100 units	2011/07/04	300,000,000	2010/10/06
25393	Credit Suisse AG	Sinopec Corp European Warrants Jan 2011 B	0.25	7.288 per unit	2011/01/06	300,000,000	2010/10/06
25392	Credit Suisse AG	Jiangxi Copper European Wts Mar 2011	0.15	20.98	2011/03/17	300,000,000	2010/10/06
25394	Credit Suisse AG	PetroChina European Warrants Mar 2011	0.3	10.088 per unit	2011/03/07	300,000,000	2010/10/06
25395	Credit Suisse	Yanzhou Coal European Warrants Apr 2011 A	0.25	20.28	2011/04/15	300,000,000	2010/10/06
25374	Citigroup Global Mkt H Inc.	SHK Ppt European Wts Jun 2011	0.25	126.88 per 100 units	2011/06/30	80,000,000	2010/10/06
25399	Deutsche Bank AG	BankComm European Warrants Apr 2011	0.55	9.20 per unit	2011/04/11	100,000,000	2010/10/06
25400	Deutsche Bank AG	CITIC Bank European Warrants Apr 2011	0.43	5.30 per unit	2011/04/11	100,000,000	2010/10/06
25401	Deutsche Bank AG	SHK Ppt European Put Warrants Jun 2011	0.15	128 per 100 units	2011/06/27	100,000,000	2010/10/06
25373	Goldman Sachs SP (Asia)	HKEx European Put Warrants Sep 11A	0.25	142 per 100 units	2011/09/12	200,000,000	2010/10/06
25372	Goldman Sachs SP (Asia)	HSI European Warrants Jun 2011A	0.25	24,000 per 7,000 units	2011/06/29	200,000,000	2010/10/06
25363	HK Bank	BOC HK European Warrants Apr 2011	0.25	27.28	2011/04/18	120,000,000	2010/10/06
25365	HK Bank	Geely Auto European Warrants Apr 2011	0.25	4.28 per unit	2011/04/06	120,000,000	2010/10/06
25366	HK Bank	Geely Auto European Warrants Sep 2011	0.25	4.88 per unit	2011/09/16	120,000,000	2010/10/06
25364	HK Bank	HKEx European Warrants Nov 2011 B	0.25	168 per 100 units	2011/11/28	200,000,000	2010/10/06
25367	HK Bank	Tencent European Warrants Apr 2011 B	0.25	172.88 per 100 units	2011/04/06	200,000,000	2010/10/06
25404	KBC Fin Products Int'l Ltd.	CC Bank Euro Put Wts Feb 2011	0.15	5.78 per unit	2011/02/28	108,000,000	2010/10/06
25405	KBC Fin Products Int'l Ltd.	HSI European Wts Mar 2011 I	0.15	24,000 per 8,000 units	2011/03/30	200,000,000	2010/10/06
25384	Macquarie Bank Ltd.	BOCHK European Warrants Jul 2011	0.25	27	2011/07/28	200,000,000	2010/10/06
25350	Macquarie Bank Ltd.	CC Bank European Warrants Feb 2011	0.228	7.50 per unit	2011/02/25	250,000,000	2010/10/06
25362	Macquarie Bank Ltd.	CC Bank European Put Warrants Feb 2011	0.172	5.88 per unit	2011/02/25	250,000,000	2010/10/06
25349	Macquarie Bank Ltd.	Cheung Kong European Warrants Jun 2012	0.251	120 per 100 units	2012/06/04	300,000,000	2010/10/06
25351	Macquarie Bank Ltd.	GCL-Poly Energy European Warrants May11	0.263	2.80 per unit	2011/05/30	100,000,000	2010/10/06
25354	Macquarie Bank Ltd.	Geely Auto European Warrants May 2011A	0.341	4.30 per unit	2011/05/30	150,000,000	2010/10/06
25385	Macquarie Bank Ltd.	Hutchison European Warrants May 2011	0.251	88	2011/05/04	150,000,000	2010/10/06
25355	Macquarie Bank Ltd.	Jiangxi Copper European Wts May 2011 A	0.25	23.28	2011/05/04	250,000,000	2010/10/06
25356	Macquarie Bank Ltd.	Nine Dragons European Wts Aug 2011	0.25	16	2011/08/02	150,000,000	2010/10/06
25357	Macquarie Bank Ltd.	PetroChina European Wts May 2011A	0.366	11.50 per unit	2011/05/04	100,000,000	2010/10/06
25386	Macquarie Bank Ltd.	PICC P&C European Warrants Aug 2011	0.25	12	2011/08/03	150,000,000	2010/10/06
25387	Macquarie Bank Ltd.	SHK Ppt European Put Warrants Dec 2011	0.25	122.50 per 100 units	2011/12/29	200,000,000	2010/10/06
25359	Macquarie Bank Ltd.	SJM Holdings European Warrants Oct 11	0.251	9.99	2011/10/28	150,000,000	2010/10/06
25358	Macquarie Bank Ltd.	Sino Ocean Land European Warrants Jun12	0.15	6.5	2012/06/06	150,000,000	2010/10/06
25360	Macquarie Bank Ltd.	Swire Pacific A European Warrants Mar12	0.252	120 per 100 units	2012/03/30	200,000,000	2010/10/06
25361	Macquarie Bank Ltd.	Zhaojin Mining European Warrants May11	0.251	28.28	2011/05/04	200,000,000	2010/10/06

## Newly listed derivative warrants (continued)

Code	Issuer	Name of issue	Issue prices (HK\$)	Strike level/ Subscription price (HK\$) per 10 units	Subscription/ exercise period	Unit issued on initial listing	Listing date
25337	Merrill Lynch Int'l & Co. C.V.	CK(H) European Wts Feb 2011	0.4	127.99	2011/02/24	100,000,000	2010/10/06
25336	Merrill Lynch Int'l & Co. C.V.	CK(H) European Wts Apr 2011	0.47	135.99	2011/04/26	100,000,000	2010/10/06
25338	Merrill Lynch Int'l & Co. C.V.	CK(H) European Wts Dec 12B	0.25	117.99 per 100 units	2012/12/17	200,000,000	2010/10/06
25340	Merrill Lynch Int'l & Co. C.V.	CK(H) Euro Put Warrants Apr11	1.02	113.99	2011/04/15	50,000,000	2010/10/06
25339	Merrill Lynch Int'l & Co. C.V.	CK(H) Euro Put Warrants Nov11	0.25	123.99 per 100 units	2011/11/11	150,000,000	2010/10/06
25342	Merrill Lynch Int'l & Co. C.V.	HSBC Euro Put Wt Sep 2011	0.16	89.99 per 100 units	2011/09/27	100,000,000	2010/10/06
25341	Merrill Lynch Int'l & Co. C.V.	HSBC Euro Wts Feb 2011 B	0.25	88.89	2011/02/02	100,000,000	2010/10/06
25343	Merrill Lynch Int'l & Co. C.V.	Tencent Euro Wts Oct 2011	0.25	179.99 per 100 units	2011/10/03	100,000,000	2010/10/06
25344	Merrill Lynch Int'l & Co. C.V.	Tencent Euro Wts Dec 2011	0.25	189.99 per 100 units	2011/12/19	100,000,000	2010/10/06
25345	Merrill Lynch Int'l & Co. C.V.	Tencent Euro Put Wts May 11	0.15	154.99 per 100 units	2011/05/25	100,000,000	2010/10/06
25375	CC Rabobank B.A.	Alibaba European Warrants Jun 2011	0.25	16.5	2011/06/27	100,000,000	2010/10/06
25378	CC Rabobank B.A.	CITIC Pacific European Warrants Jun 2011	0.25	19.6	2011/06/10	100,000,000	2010/10/06
25376	CC Rabobank B.A.	CNBM European Warrants May 2011	0.25	18.8	2011/05/06	100,000,000	2010/10/06
25379	CC Rabobank B.A.	COSCO Pacific European Warrants Jul 2011	0.25	13.2	2011/07/28	120,000,000	2010/10/06
25377	CC Rabobank B.A.	China Shenhua European Warrants Apr 2011	0.25	34.4	2011/04/28	100,000,000	2010/10/06
25380	CC Rabobank B.A.	Esprit European Warrants Apr 2011	0.35	50	2011/04/28	80,000,000	2010/10/06
25381	CC Rabobank B.A.	Geely Auto European Warrants May 2011 A	0.57	4 per unit	2011/05/09	75,000,000	2010/10/06
25383	CC Rabobank B.A.	SJM Holdings European Warrants Sep 2011	0.25	9.8	2011/09/16	100,000,000	2010/10/06
25382	CC Rabobank B.A.	Shui On Land European Warrants May 2011	0.55	4 per unit	2011/05/09	75,000,000	2010/10/06
25403	RB of Scotland N.V.	Tencent European Put Warrants May 2011	0.155	155.08 per 100 units	2011/05/25	200,000,000	2010/10/06
25388	UBS AG	SHK Ppt European Warrants Oct 2011	0.25	140 per 100 units	2011/10/24	100,000,000	2010/10/06
23722 <sup>#</sup>	J P Morgan SP BV	China Life European Warrants Jan 2011 A	0.096	33.88	2011/01/28	210,000,000	2010/10/06
23690 <sup>#</sup>	SGA Societe Generale Acceptance N.V.	AGBK Eu Wt Jan 2011 G	0.2	4.18 per unit	2011/01/24	150,000,000	2010/10/06
25410	BOCI Asia Ltd.	BOC HK European Warrants Jul 2011	0.215	25 per units	2011/07/29	100,000,000	2010/10/07
25411	BOCI Asia Ltd.	Lenovo European Warrants Oct 2013	0.15	5.70 per units	2013/10/03	100,000,000	2010/10/07
25429	Deutsche Bank AG	Air China European Warrants Jun 2011	0.25	12 per units	2011/06/20	100,000,000	2010/10/07
25424	Deutsche Bank AG	Dongfeng Motor European Warrants Apr 11B	0.25	17 per units	2011/04/27	100,000,000	2010/10/07
10004	Deutsche Bank AG	EUR/USD European Warrants Apr 2011	0.29	1.43 per 1 units	2011/04/18	50,000,000	2010/10/07
25425	Deutsche Bank AG	MTRC European Warrants May 2011 A	0.18	30 per units	2011/05/16	100,000,000	2010/10/07
25430	Deutsche Bank AG	Sands China European Warrants Apr 2011	0.25	15.50 per units	2011/04/11	100,000,000	2010/10/07
25419	Goldman Sachs SP (Asia)	Tencent Holdings Euro Put Wt Aug11C	0.25	160 per units	2011/08/29	200,000,000	2010/10/07
25431	KBC Fin Products Int'l Ltd.	BOC HK European Wts Apr 2011	0.25	28.88 per units	2011/04/15	128,000,000	2010/10/07
25432	KBC Fin Products Int'l Ltd.	BOC HK European Wts Jul 2011 A	0.25	30.88 per units	2011/07/05	128,000,000	2010/10/07
25433	KBC Fin Products Int'l Ltd.	Sinopec Euro Wts Apr 2011	0.25	7.68 per unit	2011/04/08	128,000,000	2010/10/07
25434	KBC Fin Products Int'l Ltd.	HKEx European Warrants Oct 11	0.25	168 per units	2011/10/07	108,000,000	2010/10/07
25435	KBC Fin Products Int'l Ltd.	Hutchison Euro Wts Apr 2011 B	0.25	88.88 per units	2011/04/08	128,000,000	2010/10/07
25412	Macquarie Bank Ltd.	Agile Ppt European Warrants Jan 2012	0.25	10.88 per units	2012/01/30	150,000,000	2010/10/07
25428	Macquarie Bank Ltd.	Chi Resources European Warrants Apr 11	0.25	40 per units	2011/04/07	200,000,000	2010/10/07
25417	Macquarie Bank Ltd.	China Tel European Warrants May 2011	0.25	4.88 per unit	2011/05/19	100,000,000	2010/10/07
25418	Macquarie Bank Ltd.	Shui On Land European Warrants Apr 11	0.25	5 per unit	2011/04/26	100,000,000	2010/10/07
25398	Merrill Lynch Int'l & Co. C.V.	HSI European Warrants Mar11A	0.198	21,800 per 8,000 units	2011/03/30	200,000,000	2010/10/07
25406	Merrill Lynch Int'l & Co. C.V.	HSI European Warrants Mar11B	0.169	22,300 per 8,000 units	2011/03/30	200,000,000	2010/10/07
25407	Merrill Lynch Int'l & Co. C.V.	HSI European Warrants Mar11C	0.153	22,800 per 8,500 units	2011/03/30	200,000,000	2010/10/07

## Newly listed derivative warrants (continued)

Code	Issuer	Name of issue	Issue prices (HK\$)	Strike level/ Subscription price (HK\$) per 10 units	Subscription/ exercise period	Unit issued on initial listing	Listing date
25408	Merrill Lynch Int'l & Co. C.V.	HSI European Warrants Mar11D	0.151	23,300 per 8,000 units	2011/03/30	200,000,000	2010/10/07
25409	Merrill Lynch Int'l & Co. C.V.	HSI European Warrants Mar11E	0.153	23,900 per 8,000 units	2011/03/30	200,000,000	2010/10/07
25413	Merrill Lynch Int'l & Co. C.V.	HSI European Put Wts Mar11F	0.18	21,800 per 8,000 units	2011/03/30	200,000,000	2010/10/07
25414	Merrill Lynch Int'l & Co. C.V.	HSI European Put Wts Mar 11G	0.213	22,300 per 8,000 units	2011/03/30	200,000,000	2010/10/07
25415	Merrill Lynch Int'l & Co. C.V.	HSI European Put Wts Mar 11H	0.25	22,800 per 8,000 units	2011/03/30	200,000,000	2010/10/07
25416	Merrill Lynch Int'l & Co. C.V.	HSI European Put Wts Mar 11I	0.232	23,300 per 10,000 units	2011/03/30	200,000,000	2010/10/07
25421	SGA Societe Generale Acceptance N.V.	CTel Eu Wt Apr 2011	0.27	4.68 per unit	2011/04/13	80,000,000	2010/10/07
25420	SGA Societe Generale Acceptance N.V.	CTel Eu Wt Jan 2011 C	0.15	5 per unit	2011/01/31	80,000,000	2010/10/07
25422	SGA Societe Generale Acceptance N.V.	HWL Eur Wt Apr 2011 A	0.36	83.88 per units	2011/04/27	200,000,000	2010/10/07
25423	SGA Societe Generale Acceptance N.V.	HWL Eur Wt Apr 2011 B	0.26	88.88 per units	2011/04/27	200,000,000	2010/10/07
25426	UBS AG	China Life European Warrants Feb 2011 A	0.15	33.88 per units	2011/02/14	200,000,000	2010/10/07
25427	UBS AG	Tencent Holdings European Warrants Jun 2011 A	0.15	180 per units	2011/06/13	200,000,000	2010/10/07
23382 <sup>#</sup>	KBC Fin Products Int'l Ltd.	Hutchison Eur Put Wts Mar 2011	0.147	60	2011/03/01	100,000,000	2010/10/07
22441 <sup>#</sup>	UBS AG	PetroChina European Warrants Apr 2011	0.125	8.88	2011/04/26	100,000,000	2010/10/07
25448	BOCI Asia Ltd.	HKEx European Warrants Apr 2012	0.25	161 per 100 units	2012/04/10	300,000,000	2010/10/08
25449	BOCI Asia Ltd.	Sinofert European Warrants Apr 2011	0.3	5.55 per unit	2011/04/11	100,000,000	2010/10/08
25455	BNP Paribas Arbit Issu B.V.	ICBC European Put Wts Jul 2011	0.45	5.25 per unit	2011/07/04	100,000,000	2010/10/08
25454	BNP Paribas Arbit Issu B.V.	ICBC European Wts Mar 2011 B	0.23	6.38 per unit	2011/03/02	100,000,000	2010/10/08
25456	Credit Suisse AG	Hutchison European Warrants Apr 2011 C	0.25	84.88	2011/04/08	150,000,000	2010/10/08
25460	Credit Suisse AG	Hutchison European Put Warrants Apr 2011B	0.31	66.88	2011/04/08	100,000,000	2010/10/08
25452	Citigroup Global Mkt H Inc.	Cheung Kong Euro Wts May 2011	0.25	138.88	2011/05/27	80,000,000	2010/10/08
25453	Citigroup Global Mkt H Inc.	Tencent European Warrants Apr11	0.25	178 per 100 units	2011/04/08	150,000,000	2010/10/08
25450	Deutsche Bank AG	Agricultural Bk European Warrants May2011A	0.206	4.58 per unit	2011/05/04	150,000,000	2010/10/08
25445	HK Bank	Alibaba European Warrants Jun 2011	0.25	18.18	2011/06/28	100,000,000	2010/10/08
25446	HK Bank	Fushan Energy European Warrants Apr 2011	0.25	6.88 per unit	2011/04/08	100,000,000	2010/10/08
25447	HK Bank	Yanzhou Coal European Warrants Apr 2011	0.25	20.88	2011/04/08	150,000,000	2010/10/08
25457	KBC Fin Products Int'l Ltd.	Agricultural Eu Put Wt Apr 11B	0.33	3.98 per unit	2011/04/15	108,000,000	2010/10/08
25458	KBC Fin Products Int'l Ltd.	BOCL Euro Put Wts Apr 2011	0.25	3.88 per unit	2011/04/08	88,000,000	2010/10/08
25459	KBC Fin Products Int'l Ltd.	HKEx European Put Wts Jul 2011	0.25	165 per 100 units	2011/07/05	108,000,000	2010/10/08
25464	KBC Fin Products Int'l Ltd.	ICBC European Wts Mar 2011 C	0.19	6.18 per unit	2011/03/01	158,000,000	2010/10/08
25461	KBC Fin Products Int'l Ltd.	SHK Ppt European Wts Jul 2011	0.25	133.88 per 100 units	2011/07/15	108,000,000	2010/10/08
25462	KBC Fin Products Int'l Ltd.	SHK Ppt European Wts Aug 2011B	0.25	140.88 per 100 units	2011/08/31	108,000,000	2010/10/08
25463	KBC Fin Products Int'l Ltd.	SHK Ppt Euro Put Wts Jun 2011B	0.25	136 per 100 units	2011/06/08	88,000,000	2010/10/08
25436	Merrill Lynch Int'l & Co. C.V.	BOC HK Euro Wts Dec 2011	0.25	29.99	2011/12/12	150,000,000	2010/10/08
25437	Merrill Lynch Int'l & Co. C.V.	HKEx Euro Wts Jun 2012	0.25	165.99 per 100 units	2012/06/11	150,000,000	2010/10/08
25438	Merrill Lynch Int'l & Co. C.V.	Hutchison Euro Wts Apr 2011	0.255	83.99	2011/04/18	100,000,000	2010/10/08
25439	Merrill Lynch Int'l & Co. C.V.	Hutchison Euro Wts Feb2011C	0.221	78.89	2011/02/11	100,000,000	2010/10/08
25440	Merrill Lynch Int'l & Co. C.V.	Hutchison Euro Wts Jun2011B	0.255	89.99	2011/06/15	100,000,000	2010/10/08
25442	Merrill Lynch Int'l & Co. C.V.	Hutchison Eu Put Wt Apr2011B	0.415	65.99	2011/04/13	100,000,000	2010/10/08
25441	Merrill Lynch Int'l & Co. C.V.	SHK Ppt Euro Wts Apr 2011	0.375	149.99	2011/04/18	100,000,000	2010/10/08
25443	Merrill Lynch Int'l & Co. C.V.	SHK Ppt Euro Put Wts Nov 11	0.25	133.99 per 100 units	2011/11/28	100,000,000	2010/10/08
25444	Standard Chartered Bank	Agricultural Bk European Wts Jul11	0.25	4.68 per unit	2011/07/29	100,000,000	2010/10/08
25451	UBS AG	Agricultural Bank European Warrants Feb 2011	0.15	4.68 per unit	2011/02/28	200,000,000	2010/10/08



## Newly listed derivative warrants (continued)

Code	Issuer	Name of issue	Issue prices (HK\$)	Strike level/ Subscription price (HK\$) per 10 units	Subscription/ exercise period	Unit issued on initial listing	Listing date
23326*	KBC Fin Products Int'l Ltd.	Ch Mobile Euro Wt Dec 2010	0.193	85.38	2010/12/30	100,000,000	2010/10/08
24639*	KBC Fin Products Int'l Ltd.	China Life Euro Wts Jan 2011 C	0.243	31.85	2011/01/03	300,000,000	2010/10/08
19851*	Merrill Lynch Int'l & Co. C.V.	CK(H) Euro Put Warrants Jan11	0.022	103.99 per 100 units	2011/01/31	600,000,000	2010/10/08
19856*	Merrill Lynch Int'l & Co. C.V.	SHK Ppt Euro Put Wts Dec 10	0.023	119.99 per 100 units	2010/12/13	600,000,000	2010/10/08
24957*	CC Rabobank B.A.	GCL-Poly Energy European Wts Mar 2011 B	0.224	2.48 per unit	2011/03/28	150,000,000	2010/10/08
25495	BNP Paribas Arbit Issu B.V.	CNOOC European Wts Nov 2011 A	0.25	17	2011/11/01	100,000,000	2010/10/11
25496	BNP Paribas Arbit Issu B.V.	HKEx European Wts Aug 2011	0.25	170 per 100 units	2011/08/01	100,000,000	2010/10/11
25497	BNP Paribas Arbit Issu B.V.	HKEx European Wts Nov 2011	0.25	185 per 100 units	2011/11/09	100,000,000	2010/10/11
25498	BNP Paribas Arbit Issu B.V.	PetroCh Euro Wts May 2011 B	0.65	10.50 per unit	2011/05/03	100,000,000	2010/10/11
25475	Credit Suisse AG	HKEx European Warrants Apr 2011 A	0.79	170.88	2011/04/11	100,000,000	2010/10/11
25476	Credit Suisse AG	HKEx European Warrants Apr 2011 B	0.34	188.88	2011/04/15	100,000,000	2010/10/11
25469	Credit Suisse AG	Hutchison European Warrants Apr 2011 D	0.25	90.28	2011/04/12	200,000,000	2010/10/11
25493	Credit Suisse AG	PetroChina European Warrants Apr 2011 B	0.4	11.28 per unit	2011/04/19	150,000,000	2010/10/11
25494	Credit Suisse AG	Tencent Holdings European Wts May 2011 A	0.25	180.88 per 100 units	2011/05/31	300,000,000	2010/10/11
25467	Citigroup Global Mkt H Inc.	Jiangxi Copper Euro Wts Apr 11	0.25	23.33	2011/04/29	80,000,000	2010/10/11
25500	Deutsche Bank AG	China Agri European Warrants Dec 2011 A	0.25	12	2011/12/19	100,000,000	2010/10/11
25501	Deutsche Bank AG	Hutchison European Warrants Apr 2011 A	0.28	85	2011/04/12	150,000,000	2010/10/11
25502	Deutsche Bank AG	Sinofert European Warrants Feb 2011	0.39	5.18 per unit	2011/02/21	100,000,000	2010/10/11
25503	Deutsche Bank AG	Skyworth Digital European Warrants Jan 12	0.164	5.6	2012/01/26	100,000,000	2010/10/11
25471	HK Bank	China COSCO European Warrants Apr 2011	0.25	10.88 per unit	2011/04/11	100,000,000	2010/10/11
25465	HK Bank	China Coal European Warrants Jun 2011	0.25	15	2011/06/28	100,000,000	2010/10/11
25472	HK Bank	Ch Ship Cont European Warrants Apr 2011	0.25	3.88 per unit	2011/04/11	100,000,000	2010/10/11
25473	HK Bank	PICC European Warrants Jul 2011 B	0.25	12.08	2011/07/28	120,000,000	2010/10/11
25474	HK Bank	Tencent European Warrants Jul 2011	0.25	200 per 100 units	2011/07/28	200,000,000	2010/10/11
25507	KBC Fin Products Int'l Ltd.	BOC HK Euro Put Wts Aug 2011	0.25	24	2011/08/05	108,000,000	2010/10/11
25504	KBC Fin Products Int'l Ltd.	CNOOC European Wts Aug 2011	0.18	16.88	2011/08/23	108,000,000	2010/10/11
25505	KBC Fin Products Int'l Ltd.	HSBC European Wts Apr 2011 A	0.3	84.68	2011/04/11	108,000,000	2010/10/11
25506	KBC Fin Products Int'l Ltd.	PetroChina Euro Wts May 2011 A	0.15	8.89	2011/05/04	128,000,000	2010/10/11
25508	KBC Fin Products Int'l Ltd.	Ping An Euro Put Wts Apr 2011	0.41	70.8	2011/04/18	68,000,000	2010/10/11
25509	KBC Fin Products Int'l Ltd	Tencent Holdings Eu Put Wt Jun11B	0.25	176 per 100 units	2011/06/15	128,000,000	2010/10/11
25490	Macquarie Bank Ltd.	Agricultural Bk European Warrants Apr11	0.25	4.88 per unit	2011/04/11	150,000,000	2010/10/11
25491	Macquarie Bank Ltd.	BOCHK European Warrants Apr 2011 B	0.251	30	2011/04/11	200,000,000	2010/10/11
25470	Macquarie Bank Ltd.	BOCHK European Put Warrants Apr 2011	0.251	22.88	2011/04/11	200,000,000	2010/10/11
25492	Macquarie Bank Ltd.	SHK Ppt European Warrants Dec 2011A	0.25	155 per 100 units	2011/12/28	200,000,000	2010/10/11
25468	Standard Chartered Bank	HKEx European Warrants Oct 2011 A	0.25	168 per 100 units	2011/10/31	100,000,000	2010/10/11
25466	Standard Chartered Bank	Tencent Hldg European Wts Aug 2011	0.25	178 per 100 units	2011/08/30	100,000,000	2010/10/11
25477	SGA Societe Generale Acceptance N.V.	AGBK Eu Wt Feb 2011 D	0.15	4.68 per unit	2011/02/23	200,000,000	2010/10/11
25478	SGA Societe Generale Acceptance N.V.	HKEx Eu Wt Apr 2011A	0.77	190	2011/04/11	50,000,000	2010/10/11
25479	SGA Societe Generale Acceptance N.V.	HKEx Eu Wt Jun 2011 B	0.16	160.09 per 100 units	2011/06/01	200,000,000	2010/10/11
25480	SGA Societe Generale Acceptance N.V.	HSBC Eu Wt Feb 2011 D	0.15	92.7	2011/02/14	120,000,000	2010/10/11
25481	SGA Societe Generale Acceptance N.V.	HSBC Eu Wt Mar 2011 B	0.2	92	2011/03/14	120,000,000	2010/10/11
25485	SGA Societe Generale Acceptance N.V.	HSI Eu Put Wt Apr 11A	0.25	23,400 per 9,000 units	2011/04/28	300,000,000	2010/10/11
25484	SGA Societe Generale Acceptance N.V.	HSI Eur Wt Mar 2011 F	0.15	23,300 per 8,000 units	2011/03/30	300,000,000	2010/10/11

## Newly listed derivative warrants (continued)

Code	Issuer	Name of issue	Issue prices (HK\$)	Strike level/ Subscription price (HK\$) per 10 units	Subscription/ exercise period	Unit issued on initial listing	Listing date
25482	SGA Societe Generale Acceptance N.V.	Tencent Eu Wt Apr 11C	0.15	198 per 100 units	2011/04/04	150,000,000	2010/10/11
25483	SGA Societe Generale Acceptance N.V.	Tencent Eu Wt May 11	0.25	180 per 100 units	2011/05/30	150,000,000	2010/10/11
25489	UBS AG	HSI European Put Warrants Feb 2011 D	0.15	22,800 per 9,000 units	2011/02/25	200,000,000	2010/10/11
25486	UBS AG	Hutchison European Warrants Apr 2011 A	0.25	89.88	2011/04/18	100,000,000	2010/10/11
25487	UBS AG	Hutchison European Warrants Apr 2011 B	0.25	85.88	2011/04/11	100,000,000	2010/10/11
25488	UBS AG	Hutchison European Put Warrants Feb 2011 E	0.15	60	2011/02/24	100,000,000	2010/10/11
25499	UBS AG	PetroChina European Warrants Nov 2011	0.15	9.98	2011/11/17	100,000,000	2010/10/11
21418 <sup>#</sup>	Merrill Lynch Int'l & Co. C.V.	HSI European Put Wts Dec 10F	0.029	20,500 per 10,000 units	2010/12/30	350,000,000	2010/10/11
25265 <sup>#</sup>	UBS AG	Hutchison European Warrants Feb 2011 C	0.28	78.88	2011/02/11	100,000,000	2010/10/11
25538	Barclays Bank plc	BOCL European Warrants Jun 2011	0.25	27.88	2011/06/07	100,000,000	2010/10/12
25540	Barclays Bank plc	China Coal European Warrants Sep 2011	0.25	15	2011/09/26	100,000,000	2010/10/12
25539	Barclays Bank plc	Cheung Kong European Warrants Jun 2012	0.25	125 per 100 units	2012/06/11	150,000,000	2010/10/12
25541	Barclays Bank plc	China Shenhua European Warrants Jun 2011	0.26	38	2011/06/07	100,000,000	2010/10/12
25542	Barclays Bank plc	HKEx European Warrants Dec 2011	0.25	170 per 100 units	2011/12/05	150,000,000	2010/10/12
25543	Barclays Bank plc	HKEx European Put Warrants Oct 2011	0.25	146.88 per 100 units	2011/10/17	150,000,000	2010/10/12
25544	Barclays Bank plc	HSBC European Warrants May 2011	0.25	93.88	2011/05/04	150,000,000	2010/10/12
25545	Barclays Bank plc	Hutchison European Warrants Apr 2011	0.25	86	2011/04/26	100,000,000	2010/10/12
25546	Barclays Bank plc	SHK Ppt European Warrants Feb 2012	0.25	145 per 100 units	2012/02/13	150,000,000	2010/10/12
25547	Barclays Bank plc	Tencent Holdings European Warrants Aug 11	0.25	190 per 100 units	2011/08/08	150,000,000	2010/10/12
25548	Credit Suisse AG	HKEx European Warrants Jun 2011 B	0.25	167.28 per 100 units	2011/06/27	300,000,000	2010/10/12
25517	Citigroup Global Mkt H Inc.	BOC HK European Wts Aug 2011	0.25	28.88	2011/08/29	100,000,000	2010/10/12
25518	Citigroup Global Mkt H Inc.	Dongfeng European Wts Jul 2011	0.25	18	2011/07/25	100,000,000	2010/10/12
25519	Citigroup Global Mkt H Inc.	HKEx European Wts May 2011	0.25	162.88 per 100 units	2011/05/30	120,000,000	2010/10/12
25520	Citigroup Global Mkt H Inc.	Hutchison Euro Wts Apr 2011	0.25	84.68	2011/04/18	80,000,000	2010/10/12
25521	Citigroup Global Mkt H Inc.	PICC P&C European Wts Aug 11B	0.25	12	2011/08/29	100,000,000	2010/10/12
25549	Deutsche Bank AG	BOC HK European Warrants Apr 2011 B	0.25	27	2011/04/18	200,000,000	2010/10/12
25559	Deutsche Bank AG	China Life European Warrants Feb 2011 B	0.15	38	2011/02/28	300,000,000	2010/10/12
25550	Deutsche Bank AG	China Life European Warrants Apr 2011 A	0.194	35.68	2011/04/26	300,000,000	2010/10/12
25552	Deutsche Bank AG	CNOOC European Warrants Aug 2011	0.25	17.28	2011/08/01	200,000,000	2010/10/12
25551	Deutsche Bank AG	Chi Res Land European Warrants Apr 2011	0.215	16.08	2011/04/26	100,000,000	2010/10/12
25553	Deutsche Bank AG	HKEx European Warrants Oct 2011 A	0.25	170 per 100 units	2011/10/31	200,000,000	2010/10/12
25561	Deutsche Bank AG	HSI European Put Warrants Apr 2011 C	0.26	23,400 per 8,000 units	2011/04/28	300,000,000	2010/10/12
25560	Deutsche Bank AG	HSI European Put Warrants Feb 2011 J	0.25	22,400 per 8,000 units	2011/02/25	300,000,000	2010/10/12
25554	Deutsche Bank AG	Hutchison European Put Warrants Apr 2011	0.4	65	2011/04/27	100,000,000	2010/10/12
25555	Deutsche Bank AG	PetroChina European Warrants Apr 2011A	0.45	10.88 per unit	2011/04/18	200,000,000	2010/10/12
25523	J P Morgan SP BV	China Life European Warrants Apr 2011 A	0.25	33.88	2011/04/28	200,000,000	2010/10/12
25524	J P Morgan SP BV	China Shenhua European Warrants Apr 2011A	0.25	37	2011/04/28	150,000,000	2010/10/12
25525	J P Morgan SP BV	JX Copper European Warrants Apr 2011 A	0.25	22.88	2011/04/28	150,000,000	2010/10/12
25526	J P Morgan SP BV	PetroChina European Warrants Nov 2011	0.15	10	2011/11/14	200,000,000	2010/10/12
25527	J P Morgan SP BV	SHK Ppt European Warrants Sep 2011	0.25	142 per 100 units	2011/09/29	200,000,000	2010/10/12
25562	KBC Fin Products Int'l Ltd.	BYD European Warrants May 2011A	0.35	80.88	2011/05/16	88,000,000	2010/10/12
25563	KBC Fin Products Int'l Ltd.	CC Bank Euro Wts Mar 2011 D	0.34	7.088 per unit	2011/03/01	138,000,000	2010/10/12
25564	KBC Fin Products Int'l Ltd.	CC Bank Euro Wts Mar 2011 E	0.25	7.69 per unit	2011/03/01	188,000,000	2010/10/12

## Newly listed derivative warrants (continued)

Code	Issuer	Name of issue	Issue prices (HK\$)	Strike level/ Subscription price (HK\$) per 10 units	Subscription/ exercise period	Unit issued on initial listing	Listing date
25565	KBC Fin Products Int'l Ltd.	China Life Euro Wts Apr 2011 B	0.25	33.98	2011/04/12	188,000,000	2010/10/12
25566	KBC Fin Products Int'l Ltd.	CNOOC Euro Put Wts Jun 2011 A	0.25	16.28	2011/06/01	88,000,000	2010/10/12
25530	Macquarie Bank Ltd.	Air China European Warrants Jun 2011	0.252	13	2011/06/29	300,000,000	2010/10/12
25531	Macquarie Bank Ltd.	China Mobile European Wts Feb 2011 C	0.155	92.88	2011/02/22	150,000,000	2010/10/12
25532	Macquarie Bank Ltd.	Dongfeng Motor European Wts Apr 2011	0.25	20	2011/04/28	100,000,000	2010/10/12
25529	Macquarie Bank Ltd.	HSCEI European Put Warrants Apr 2011	0.25	12,200 per 6,000 units	2011/04/28	200,000,000	2010/10/12
25528	Macquarie Bank Ltd.	HSI European Put Warrants Mar 2011	0.22	22,800 per 8,000 units	2011/03/30	200,000,000	2010/10/12
25558	Macquarie Bank Ltd.	Lee & Man Paper European Warrants Jul12	0.251	7.88	2012/07/30	200,000,000	2010/10/12
25533	Macquarie Bank Ltd.	New World Dev European Wts Dec 2011	0.25	20	2011/12/28	100,000,000	2010/10/12
25534	Macquarie Bank Ltd.	PetroChina European Wts Nov 2011	0.15	9.98	2011/11/17	150,000,000	2010/10/12
25536	Macquarie Bank Ltd.	Tencent European Warrants Jun 2011	0.25	185 per 100 units	2011/06/02	250,000,000	2010/10/12
25537	Macquarie Bank Ltd.	Yanzhou Coal European Wts Jun 2011 A	0.25	25	2011/06/29	150,000,000	2010/10/12
25511	Merrill Lynch Int'l & Co. C.V.	Agricultural Bk Eu Wt Feb 11	0.151	4.69 per unit	2011/02/22	100,000,000	2010/10/12
25514	Merrill Lynch Int'l & Co. C.V.	Ch Telecom Eur Put Wts Mar 11	0.33	4.09 per unit	2011/03/25	100,000,000	2010/10/12
25512	Merrill Lynch Int'l & Co. C.V.	CNOOC European Wts Mar 11C	0.166	16	2011/03/29	100,000,000	2010/10/12
25513	Merrill Lynch Int'l & Co. C.V.	Ch Telecom Eur Wt May 2011B	0.26	4.99 per unit	2011/05/09	100,000,000	2010/10/12
25510	Merrill Lynch Int'l & Co. C.V.	HSCEI European Wts Feb 11D	0.15	13,000 per 5,800 units	2011/02/25	100,000,000	2010/10/12
25516	Merrill Lynch Int'l & Co. C.V.	HSCEI Euro Put Wts Feb 11E	0.152	12,500 per 7,000 units	2011/02/25	100,000,000	2010/10/12
25515	Merrill Lynch Int'l & Co. C.V.	PetroChina Eu Wt Apr 2011 A	0.335	11.69 per unit	2011/04/29	100,000,000	2010/10/12
25556	UBS AG	CNOOC European Warrants Jul 2011	0.25	17.38	2011/07/25	100,000,000	2010/10/12
25557	UBS AG	HKEx European Warrants Jul 2011 B	0.25	170 per 100 units	2011/07/25	200,000,000	2010/10/12
25522	UBS AG	Tencent Holdings European Warrants May 2011	0.25	190 per 100 units	2011/05/30	100,000,000	2010/10/12
23594*	Macquarie Bank Ltd.	BOCL European Warrants Nov 2010	0.145	4.38 per unit	2010/11/29	200,000,000	2010/10/12
24315*	J P Morgan SP BV	China Mob European Wts Feb 2011	0.227	90.88	2011/02/22	100,000,000	2010/10/12
23623*	SGA Societe Generale Acceptance N.V.	CLife Eu Wt Feb 2011A	0.217	33.4	2011/02/23	200,000,000	2010/10/12
25574	BOCI Asia Ltd.	Agricultural Bk European Warrants May 2011	0.201	4.78 per unit	2011/05/04	100,000,000	2010/10/13
25575	BOCI Asia Ltd.	CNBM European Warrants Aug 2011	0.25	22	2011/08/01	100,000,000	2010/10/13
25576	BOCI Asia Ltd.	CNOOC European Warrants Sep 2011	0.25	16.88	2011/09/05	100,000,000	2010/10/13
25577	BOCI Asia Ltd.	HKEx European Put Warrants Jun 2011	0.15	150 per 100 units	2011/06/20	300,000,000	2010/10/13
25588	BNP Paribas Arbit Issu B.V.	CHALCO European Wts Dec 2012	0.25	7.8	2012/12/03	100,000,000	2010/10/13
25589	BNP Paribas Arbit Issu B.V.	Ch Shenhua Euro Wts Dec 2011	0.57	38.88	2011/12/02	100,000,000	2010/10/13
25587	BNP Paribas Arbit Issu B.V.	HSI European Wts Apr 2011	0.16	23,900 per 8,000 units	2011/04/28	100,000,000	2010/10/13
25591	BNP Paribas Arbit Issu B.V.	HSI Euro Put Wts Apr 2011	0.16	22,500 per 10,000 units	2011/04/28	100,000,000	2010/10/13
25590	BNP Paribas Arbit Issu B.V.	Shimao Ppt European Wts Dec 11	0.25	14.28	2011/12/02	100,000,000	2010/10/13
25610	Credit Suisse AG	Agricultural Bank European Wts Mar 2011 B	0.15	4.488 per unit	2011/03/14	200,000,000	2010/10/13
25611	Credit Suisse AG	Agricultural Bank European Wts Apr 2011 B	0.25	4.828 per unit	2011/04/18	300,000,000	2010/10/13
25612	Credit Suisse AG	BOCL European Warrants Mar 2011	0.15	4.58 per unit	2011/03/21	200,000,000	2010/10/13
25614	Credit Suisse AG	BOCL European Warrants Jan 2011 B	0.15	4.79 per unit	2011/01/31	200,000,000	2010/10/13
25616	Credit Suisse AG	China Life European Warrants Apr 2011 A	0.25	35.88	2011/04/18	300,000,000	2010/10/13
25615	Credit Suisse AG	China Life European Warrants May 2011 A	0.25	33.38	2011/05/16	300,000,000	2010/10/13
25617	Credit Suisse AG	China Life European Warrants Jun 2011 A	0.25	38.88	2011/06/27	300,000,000	2010/10/13
25618	Credit Suisse AG	HKEx European Warrants Apr 2011 C	0.25	160.28 per 100 units	2011/04/18	300,000,000	2010/10/13
25619	Credit Suisse AG	HKEx European Warrants Jun 2011 C	0.25	175.08 per 100 units	2011/06/27	300,000,000	2010/10/13

## Newly listed derivative warrants (continued)

Code	Issuer	Name of issue	Issue prices (HK\$)	Strike level/ Subscription price (HK\$) per 10 units	Subscription/ exercise period	Unit issued on initial listing	Listing date
25620	Credit Suisse AG	Hutchison European Warrants Apr 2011 E	0.25	80.88	2011/04/26	300,000,000	2010/10/13
25621	Credit Suisse AG	Tencent Holdings European Wts May 2011 B	0.25	182.88 per 100 units	2011/05/30	300,000,000	2010/10/13
25586	Citigroup Global Mkt H Inc.	CNOOC European Wts May 2011 B	0.25	16.88	2011/05/23	120,000,000	2010/10/13
25598	Deutsche Bank AG	BOCL European Put Warrants Apr 2011	0.25	3.80 per unit	2011/04/18	80,000,000	2010/10/13
25601	Deutsche Bank AG	China Mobile European Put Wts Dec 2011	0.15	80 per 100 units	2011/12/21	200,000,000	2010/10/13
25599	Deutsche Bank AG	CC Bank European Put Warrants Apr 2011	0.39	6.50 per unit	2011/04/18	100,000,000	2010/10/13
25600	Deutsche Bank AG	China Life European Put Wts Apr 2011	0.25	31	2011/04/18	200,000,000	2010/10/13
25603	Deutsche Bank AG	CNOOC European Warrants Oct 2011 A	0.25	17.28	2011/10/03	150,000,000	2010/10/13
25602	Deutsche Bank AG	Sinopec Corp European Warrants May 2011	0.27	8.20 per unit	2011/05/23	150,000,000	2010/10/13
25605	Deutsche Bank AG	A50 China European Put Wts Apr 2011 B	0.15	12.8	2011/04/04	100,000,000	2010/10/13
25622	Deutsche Bank AG	HSI European Warrants Apr 2011 B	0.25	24,400 per 8,000 units	2011/04/28	300,000,000	2010/10/13
25604	Deutsche Bank AG	ICBC European Put Warrants Apr 2011	0.32	5.50 per unit	2011/04/18	100,000,000	2010/10/13
25606	Deutsche Bank AG	PetroChina European Warrants Apr 2011 B	0.53	10.50 per unit	2011/04/18	150,000,000	2010/10/13
25585	Macquarie Bank Ltd.	HSI European Warrants Mar 2011 C	0.175	24,000 per 8,000 units	2011/03/30	200,000,000	2010/10/13
25568	Merrill Lynch Int'l & Co. CV	Agricultural Bk Eu Put W Mar11B	0.157	3.67 per unit	2011/03/11	100,000,000	2010/10/13
25567	Merrill Lynch Int'l & Co. C.V.	HKEx Euro Wts May 2011 C	1.04	178	2011/05/03	100,000,000	2010/10/13
25569	Merrill Lynch Int'l & Co. C.V.	Ping An Euro Put Wts Mar 11	0.216	62.87	2011/03/08	100,000,000	2010/10/13
25570	Merrill Lynch Int'l & Co. C.V.	SHK Ppt Euro Put Wts Jun 11	0.154	127.99 per 100 units	2011/06/24	100,000,000	2010/10/13
25580	CC Rabobank B.A.	BOC HK European Warrants Jun 2011	0.25	27.8	2011/06/29	200,000,000	2010/10/13
25581	CC Rabobank B.A.	Dongfeng Motor European Warrants Jun 2011	0.25	16.9	2011/06/29	120,000,000	2010/10/13
25582	CC Rabobank B.A.	Jiangxi Copper European Warrants May 2011A	0.25	23	2011/05/11	100,000,000	2010/10/13
25583	CC Rabobank B.A.	Nine Dragons European Warrants Aug 2011	0.25	14.5	2011/08/08	100,000,000	2010/10/13
25584	CC Rabobank B.A.	Tencent Holdings European Wts Jun 2011	0.25	185 per 100 units	2011/06/29	200,000,000	2010/10/13
25624	Standard Chartered Bank	PetroChina European Warrants May11	0.6	11.28 per unit	2011/05/20	100,000,000	2010/10/13
25592	SGA Societe Generale Acceptance N.V.	AGBK Eu Wt May 2011 C	0.25	5.08 per unit	2011/05/04	200,000,000	2010/10/13
25593	SGA Societe Generale Acceptance N.V.	BOCL Eu Wt Feb 2011 B	0.19	4.68 per unit	2011/02/28	200,000,000	2010/10/13
25571	SGA Societe Generale Acceptance N.V.	CLife Eu Wt Mar 2011C	0.15	37.45	2011/03/23	200,000,000	2010/10/13
25594	SGA Societe Generale Acceptance N.V.	Ch Mob Eu Wt Apr 11B	0.27	99	2011/04/18	200,000,000	2010/10/13
25572	SGA Societe Generale Acceptance N.V.	CNOOC Eu Wt Nov 2011	0.25	18.88	2011/11/30	200,000,000	2010/10/13
25595	SGA Societe Generale Acceptance N.V.	CP&CC Eur Wt Apr 11A	0.37	7.90 per unit	2011/04/18	100,000,000	2010/10/13
25596	SGA Societe Generale Acceptance N.V.	HKEx Eu Wt Dec 2011 B	0.25	180 per 100 units	2011/12/12	200,000,000	2010/10/13
25573	SGA Societe Generale Acceptance N.V.	ICBC Eu Wt Feb 2011 A	0.21	6.50 per unit	2011/02/23	120,000,000	2010/10/13
25597	SGA Societe Generale Acceptance N.V.	Petch Eu Wt Mar 2011	0.64	10.18 per unit	2011/03/21	100,000,000	2010/10/13
25578	UBS AG	CC Bank European Warrants Mar 2011 A	0.25	7.38 per unit	2011/03/28	100,000,000	2010/10/13
25607	UBS AG	Cheung Kong European Warrants Feb 2011	0.32	128.088	2011/02/24	100,000,000	2010/10/13
25579	UBS AG	China Life European Warrants Feb 2011 B	0.15	37.05	2011/02/21	200,000,000	2010/10/13
25623	UBS AG	HKEx European Warrants Apr 2011	0.4	188.88	2011/04/29	100,000,000	2010/10/13
25613	UBS AG	HSI European Put Warrants Mar 2011 D	0.152	23,300 per 10,000 units	2011/03/30	200,000,000	2010/10/13
25608	UBS AG	HSI European Warrants Feb 2011 F	0.15	23,200 per 8,000 units	2011/02/25	200,000,000	2010/10/13
25609	UBS AG	HSI European Warrants Mar 2011 C	0.15	24,000 per 8,000 units	2011/03/30	200,000,000	2010/10/13
25660	Credit Suisse AG	BOCL European Warrants Jan 2011 C	0.15	4.48 per unit	2011/01/31	300,000,000	2010/10/14
25659	Credit Suisse AG	BankComm European Warrants Apr 2011	0.25	9.588 per unit	2011/04/14	200,000,000	2010/10/14
25657	Credit Suisse AG	CC Bank European Warrants Feb 2011 B	0.15	7.68 per unit	2011/02/28	300,000,000	2010/10/14

## Newly listed derivative warrants (continued)

Code	Issuer	Name of issue	Issue prices (HK\$)	Strike level/ Subscription price (HK\$) per 10 units	Subscription/ exercise period	Unit issued on initial listing	Listing date
25656	Credit Suisse AG	HSI European Warrants Mar 2011A	0.15	24,100 per 8,000 units	2011/03/30	300,000,000	2010/10/14
25661	Credit Suisse AG	HSI European Put Warrants Mar 2011 B	0.15	23,100 per 10,000 units	2011/03/30	300,000,000	2010/10/14
25662	Credit Suisse AG	HSI European Put Warrants Apr 2011 A	0.25	23,500 per 8,500 units	2011/04/28	300,000,000	2010/10/14
25658	Credit Suisse AG	ICBC European Warrants Mar 2011 A	0.15	6.68 per unit	2011/03/01	300,000,000	2010/10/14
10005	Deutsche Bank AG	DJIA European Warrants Jun 2011	0.25	11,500 per 30,000 units	2011/06/20	100,000,000	2010/10/14
10009	Deutsche Bank AG	DJIA European Put Warrants Jun 2011	0.31	10,500 per 30,000 units	2011/06/20	100,000,000	2010/10/14
10006	Deutsche Bank AG	Nikkei 225 Index European Wts Jun 2011	0.25	10,000 per 400 units	2011/06/10	100,000,000	2010/10/14
10010	Deutsche Bank AG	Nikkei 225 Index Euro Put Wts Jun 2011	0.28	9,500 per 400 units	2011/06/10	100,000,000	2010/10/14
25627	Goldman Sachs SP (Asia)	CNOOC European Warrants Jun 2011 B	0.25	16.6	2011/06/27	200,000,000	2010/10/14
25628	Goldman Sachs SP (Asia)	CNOOC European Warrants Oct 2011	0.25	18	2011/10/31	200,000,000	2010/10/14
25629	HK Bank	Agricultural Bank European Warrants Apr 2011 B	0.25	4.90 per unit	2011/04/14	150,000,000	2010/10/14
25630	HK Bank	CC Bank European Warrants Feb 2011	0.15	7.69 per unit	2011/02/22	180,000,000	2010/10/14
25631	HK Bank	CC Bank European Put Warrants Mar 2011	0.15	6 per unit	2011/03/14	120,000,000	2010/10/14
25634	HK Bank	China Life European Warrants Apr 2011 A	0.25	40.38	2011/04/28	200,000,000	2010/10/14
25632	HK Bank	Esprit European Warrants Apr 2011	0.25	50	2011/04/14	120,000,000	2010/10/14
25633	HK Bank	KECL European Warrants Aug 2011	0.25	12.38	2011/08/29	120,000,000	2010/10/14
25635	J P Morgan SP BV	Air China European Warrants Jun 2011	0.25	12.88	2011/06/20	180,000,000	2010/10/14
25636	J P Morgan SP BV	CM Bank European Warrants Jun 2011 A	0.25	23	2011/06/29	180,000,000	2010/10/14
25637	J P Morgan SP BV	CNBM European Warrants Jun 2011	0.25	21	2011/06/20	100,000,000	2010/10/14
25638	J P Morgan SP BV	CNOOC European Warrants Jun 2011 B	0.25	17.88	2011/06/27	200,000,000	2010/10/14
25639	J P Morgan SP BV	Dongfeng Motor European Warrants Jun 11C	0.25	18	2011/06/17	150,000,000	2010/10/14
25640	J P Morgan SP BV	HKEx European Warrants Sep 2011	0.25	180 per 100 units	2011/09/29	300,000,000	2010/10/14
25641	J P Morgan SP BV	Tencent European Warrants Mar 2011 B	0.15	198 per 100 units	2011/03/31	200,000,000	2010/10/14
25642	J P Morgan SP BV	Tencent European Warrants May 2011	0.25	180.88 per 100 units	2011/05/24	200,000,000	2010/10/14
25643	J P Morgan SP BV	Yanzhou Coal European Warrants Apr 2011 A	0.25	22.88	2011/04/18	150,000,000	2010/10/14
25653	KBC Fin Products Int'l Ltd.	BankComm Euro Wts Apr 2011	0.39	10 per unit	2011/04/15	68,000,000	2010/10/14
25654	KBC Fin Products Int'l Ltd.	CPIC European Wts May 2011	0.25	34.88	2011/05/18	108,000,000	2010/10/14
25655	KBC Fin Products Int'l Ltd.	Hutchison Eur Put Wts Apr 2011	0.8	78	2011/04/15	80,000,000	2010/10/14
25625	Macquarie Bank Ltd.	CNOOC European Warrants Jul 2011	0.25	16.88	2011/07/05	200,000,000	2010/10/14
25626	Macquarie Bank Ltd.	CNOOC European Warrants Oct 2011	0.25	17.88	2011/10/04	200,000,000	2010/10/14
25645	UBS AG	Agricultural Bank European Warrants Apr 2011 A	0.25	4.88 per unit	2011/04/18	200,000,000	2010/10/14
25648	UBS AG	Agricultural Bank European Put Warrants Mar 2011	0.15	3.68 per unit	2011/03/14	100,000,000	2010/10/14
25644	UBS AG	Agricultural Bank European Warrants Mar 2011 C	0.15	4.48 per unit	2011/03/14	200,000,000	2010/10/14
25650	UBS AG	China Tel European Warrants May 2011	0.17	4.88 per unit	2011/05/12	100,000,000	2010/10/14
25647	UBS AG	Sinopec Corp European Warrants Mar 2011 B	0.26	7.68 per unit	2011/03/31	100,000,000	2010/10/14
25649	UBS AG	China Shenhua European Warrants Mar 2011	0.2	36.88	2011/03/28	100,000,000	2010/10/14
25651	UBS AG	HKEx European Warrants May 2011 B	0.25	178.88 per 100 units	2011/05/30	300,000,000	2010/10/14
25646	UBS AG	ICBC European Warrants Feb 2011 A	0.22	6.38 per unit	2011/02/28	200,000,000	2010/10/14
25652	UBS AG	Jiangxi Copper European Warrants Apr 2011	0.15	23.28	2011/04/26	100,000,000	2010/10/14
18658 <sup>#</sup>	Macquarie Bank Ltd.	Cheung Kong European Warrants Nov 2010	0.068	120 per 100 units	2010/11/29	300,000,000	2010/10/14
24451 <sup>#</sup>	KBC Fin Products Int'l Ltd.	China Life Euro Wts Jan 2011 B	0.212	33.89	2011/01/21	180,000,000	2010/10/14
23394 <sup>#</sup>	Merrill Lynch Int'l & Co. C.V.	HSI European Put Wts Dec 10E	0.038	21,300 per 8,000 units	2010/12/30	300,000,000	2010/10/14
20306 <sup>#</sup>	SGA Societe Generale Acceptance N.V.	HKEx Eu Wt Dec 2010 A	0.075	175 per 100 units	2010/12/06	200,000,000	2010/10/14

## Newly listed derivative warrants (continued)

Code	Issuer	Name of issue	Issue prices (HK\$)	Strike level/ Subscription price (HK\$) per 10 units	Subscription/ exercise period	Unit issued on initial listing	Listing date
25708	Credit Suisse AG	HKEx European Put Warrants Apr 2011 E	0.25	155.88 per 100 units	2011/04/26	300,000,000	2010/10/15
25707	Credit Suisse AG	Zijin Mining European Warrants Dec 2011	0.25	7.88	2011/12/23	300,000,000	2010/10/15
25700	Deutsche Bank AG	HSI European Put Warrants Apr 2011 D	0.27	24,000 per 8,000 units	2011/04/28	300,000,000	2010/10/15
25701	Deutsche Bank AG	HSI European Put Warrants Apr 2011 E	0.32	24,600 per 8,000 units	2011/04/28	300,000,000	2010/10/15
25698	Goldman Sachs SP (Asia)	BOC HK European Warrants Jun 2011A	0.25	27	2011/06/20	200,000,000	2010/10/15
25696	Goldman Sachs SP (Asia)	HSI European Warrants Sep 2011	0.261	25,000 per 8,000 units	2011/09/29	200,000,000	2010/10/15
25699	Goldman Sachs SP (Asia)	Hutchison European Wts Apr 2011 B	0.49	84	2011/04/18	200,000,000	2010/10/15
25684	HK Bank	CNOOC European Warrants Jul 2011 B	0.25	17.88	2011/07/29	150,000,000	2010/10/15
25685	HK Bank	CNOOC European Warrants Oct 2011	0.25	19.88	2011/10/28	150,000,000	2010/10/15
25687	HK Bank	HSI European Put Warrants Mar 2011 J	0.17	22,800 per 8,000 units	2011/03/30	250,000,000	2010/10/15
25686	HK Bank	HWL European Warrants Apr 2011 A	0.25	92.88	2011/04/15	150,000,000	2010/10/15
25706	J P Morgan SP BV	Hutchison European Warrants Apr 2011	0.25	90.88	2011/04/18	100,000,000	2010/10/15
25673	J P Morgan SP BV	Hutchison European Put Warrants Apr 2011A	0.25	65	2011/04/18	100,000,000	2010/10/15
25709	KBC Fin Products Int'l Ltd.	BOCL European Wts Apr 2011 A	0.15	4.688 per unit	2011/04/08	158,000,000	2010/10/15
25710	KBC Fin Products Int'l Ltd.	BYD European Warrants May 11B	0.45	68.88	2011/05/05	88,000,000	2010/10/15
25711	KBC Fin Products Int'l Ltd.	China Coal Euro Wts Sep 2011	0.25	14.08	2011/09/01	88,000,000	2010/10/15
25712	KBC Fin Products Int'l Ltd.	China Life Euro Wts Apr 2011 C	0.25	35.38	2011/04/15	188,000,000	2010/10/15
25713	KBC Fin Products Int'l Ltd.	ICBC Euro Put Wts Apr 2011	0.27	5.50 per unit	2011/04/15	88,000,000	2010/10/15
25714	KBC Fin Products Int'l Ltd.	Zijin Mining European Wt Jun 11	0.15	7.28	2011/06/10	108,000,000	2010/10/15
25715	KBC Fin Products Int'l Ltd.	Zijin Mining Eu Put Wt Sep 11	0.15	6.66	2011/09/01	88,000,000	2010/10/15
25694	Macquarie Bank Ltd.	Cheung Kong European Put Wts May 2011	0.253	90	2011/05/17	200,000,000	2010/10/15
25663	Macquarie Bank Ltd.	HKEx European Warrants Oct 2011	0.25	200 per 100 units	2011/10/04	200,000,000	2010/10/15
25664	Macquarie Bank Ltd.	HKEx European Put Warrants May 2011 A	0.261	158.88 per 100 units	2011/05/04	200,000,000	2010/10/15
25695	Macquarie Bank Ltd.	Hutchison European Put Wts May 2011	0.253	62	2011/05/13	128,000,000	2010/10/15
25702	Macquarie Bank Ltd.	Hutchison European Warrants Jun 2011 B	0.252	100	2011/06/02	200,000,000	2010/10/15
25693	Macquarie Bank Ltd.	Renhe Comm European Warrants Jul 2011	0.25	1.80 per unit	2011/07/29	150,000,000	2010/10/15
25679	Nomura Int'l plc	China Unicom European Warrants Aug 2011	0.15	11.888	2011/08/31	100,000,000	2010/10/15
25680	Nomura Int'l plc	China Unicom European Warrants Nov 2011	0.15	12.98	2011/11/30	100,000,000	2010/10/15
25674	Nomura Int'l plc	Cheung Kong European Warrants May 2012	0.15	120.08 per 100 units	2012/05/31	100,000,000	2010/10/15
25683	Nomura Int'l plc	A50 China European Warrants Jan 2012	0.16	12.488	2012/01/10	100,000,000	2010/10/15
25678	Nomura Int'l plc	HKEx European Warrants Nov 2011	0.2	168.08 per 100 units	2011/11/30	100,000,000	2010/10/15
25675	Nomura Int'l plc	Hutchison European Warrants Jun 2011	0.25	99.99	2011/06/30	100,000,000	2010/10/15
25677	Nomura Int'l plc	JIANC European Warrants Apr 2011	0.25	22.88	2011/04/29	100,000,000	2010/10/15
25681	Nomura Int'l plc	PetroChina European Warrants Nov 2011	0.15	9.98	2011/11/28	100,000,000	2010/10/15
25682	Nomura Int'l plc	Sinopharm European Put Warrants Jun 2011	0.359	29.98	2011/06/30	100,000,000	2010/10/15
25676	Nomura Int'l plc	SHK P European Warrants Oct 2011 B	0.16	140.08 per 100 units	2011/10/31	100,000,000	2010/10/15
25688	CC Rabobank B.A.	Agricultural Bk European Warrants Jun 11	0.29	5 per unit	2011/06/29	80,000,000	2010/10/15
25690	CC Rabobank B.A.	CNOOC European Warrants Jul 2011 B	0.25	17.2	2011/07/28	120,000,000	2010/10/15
25689	CC Rabobank B.A.	Sinopec Corp European Warrants May 2011	0.4	8 per unit	2011/05/30	70,000,000	2010/10/15
25692	CC Rabobank B.A.	HSBC European Warrants May 2011 B	0.3	94	2011/05/30	80,000,000	2010/10/15
25691	CC Rabobank B.A.	Hutchison European Warrants May 2011 A	0.45	82	2011/05/13	70,000,000	2010/10/15
25665	SGA Societe Generale Acceptance N.V.	BOCL Eu Wt Apr 2011 B	0.18	4.89 per unit	2011/04/04	200,000,000	2010/10/15
25667	SGA Societe Generale Acceptance N.V.	CCB Eur Wt Feb 2011 B	0.19	7.98 per unit	2011/02/07	120,000,000	2010/10/15

## Newly listed derivative warrants (continued)

Code	Issuer	Name of issue	Issue prices (HK\$)	Strike level/ Subscription price (HK\$) per 10 units	Subscription/ exercise period	Unit issued on initial listing	Listing date
25668	SGA Societe Generale Acceptance N.V.	CCB Eur Wt Mar 2011 B	0.22	8.28 per unit	2011/03/28	120,000,000	2010/10/15
25666	SGA Societe Generale Acceptance N.V.	CK(H) Eu Wt Jun 2012	0.16	120 per 100 units	2012/06/06	300,000,000	2010/10/15
25670	SGA Societe Generale Acceptance N.V.	HKEx Eu Wt Oct 2011 A	0.25	172 per 100 units	2011/10/03	300,000,000	2010/10/15
25669	SGA Societe Generale Acceptance N.V.	HKEx Eu Wt Aug 2011 B	0.2	165 per 100 units	2011/08/03	300,000,000	2010/10/15
25671	SGA Societe Generale Acceptance N.V.	Petch Eu Wt Apr 2011A	0.53	11 per unit	2011/04/18	100,000,000	2010/10/15
25672	SGA Societe Generale Acceptance N.V.	SHK P Eu Wt Dec 2011A	0.18	138.08 per 100 units	2011/12/19	300,000,000	2010/10/15
25705	UBS AG	Ch LongYuan European Warrants Dec 2011	0.15	8.08	2011/12/28	100,000,000	2010/10/15
25703	UBS AG	CC Bank European Warrants Mar 2011 B	0.15	8.29 per unit	2011/03/28	100,000,000	2010/10/15
25704	UBS AG	ICBC European Warrants Feb 2011 B	0.15	7 per unit	2011/02/14	100,000,000	2010/10/15
23898 <sup>#</sup>	Credit Suisse AG	SHK Ppt European Put Warrants Dec 2010	0.024	120 per 100 units	2010/12/20	420,000,000	2010/10/15
24268 <sup>#</sup>	KBC Fin Products Int'l Ltd.	Hutchison Euro Wts Feb 2011 F	0.54	78.88	2011/02/18	148,000,000	2010/10/15
24210 <sup>#</sup>	CC Rabobank B.A.	MTRC European Warrants Feb 2011	0.137	31.2	2011/02/25	125,000,000	2010/10/15
23621 <sup>#</sup>	SGA Societe Generale Acceptance N.V.	CLife Eu Wt Jan 2011A	0.154	35.4	2011/01/26	200,000,000	2010/10/15
19957 <sup>#</sup>	UBS AG	HKEx European Warrants Dec 2010 B	0.074	175 per 100 units	2010/12/06	200,000,000	2010/10/15
25738	BNP Paribas Arbit Issu B.V.	Hutchison European Wts Jun 11	0.49	89	2011/06/01	100,000,000	2010/10/18
25739	BNP Paribas Arbit Issu B.V.	SHK Ppt European Warrants Dec11	0.16	155.10 per 100 units	2011/12/21	100,000,000	2010/10/18
25766	Credit Suisse AG	CNOOC European Put Warrants Jun 2011 D	0.25	15.38	2011/06/13	300,000,000	2010/10/18
25759	Credit Suisse AG	A50 China European Warrants Apr 2011 B	0.15	13.29	2011/04/04	300,000,000	2010/10/18
25760	Credit Suisse AG	A50 China European Warrants Jun 2011 C	0.15	13.89	2011/06/27	300,000,000	2010/10/18
25761	Credit Suisse AG	A50 China European Warrants Aug 2011	0.15	14.09	2011/08/29	300,000,000	2010/10/18
25753	Credit Suisse AG	HKEx European Warrants May 2011 A	0.25	184.88 per 100 units	2011/05/16	300,000,000	2010/10/18
25764	Credit Suisse AG	HKEx European Put Warrants May 2011	0.25	168.88 per 100 units	2011/05/03	300,000,000	2010/10/18
25754	Credit Suisse AG	HKEx European Warrants Jul 2011 B	0.25	198.88 per 100 units	2011/07/25	300,000,000	2010/10/18
25758	Credit Suisse AG	ICBC European Warrants Feb 2011	0.15	6.51 per unit	2011/02/21	300,000,000	2010/10/18
25762	Credit Suisse AG	SHK Ppt European Put Warrants Jun 2011 A	0.15	135.90 per 100 units	2011/06/13	300,000,000	2010/10/18
25763	Credit Suisse AG	SHK Ppt European Put Warrants Jun 2011 B	0.15	127.90 per 100 units	2011/06/27	300,000,000	2010/10/18
25755	Credit Suisse AG	Tencent Holdings European Wts Apr 2011 B	0.15	197.90 per 100 units	2011/04/04	300,000,000	2010/10/18
25757	Credit Suisse AG	Tencent Holdings European Wts Jun 2011 C	0.25	192.88 per 100 units	2011/06/13	300,000,000	2010/10/18
25765	Credit Suisse AG	Tencent Holdings European Put Wts Jun 11B	0.25	170 per 100 units	2011/06/13	300,000,000	2010/10/18
25742	Deutsche Bank AG	China Mobile European Warrants Apr 2011 A	0.44	90	2011/04/18	100,000,000	2010/10/18
25740	Deutsche Bank AG	Cheung Kong European Warrants Apr 2011	0.68	135	2011/04/18	100,000,000	2010/10/18
25741	Deutsche Bank AG	China Life European Warrants Apr 2011 B	0.25	40	2011/04/18	300,000,000	2010/10/18
25743	Deutsche Bank AG	CNOOC European Warrants Oct 2011 B	0.25	18.5	2011/10/31	200,000,000	2010/10/18
25746	Deutsche Bank AG	A50 China European Warrants Apr 2012	0.15	14.88	2012/04/30	200,000,000	2010/10/18
25744	Deutsche Bank AG	HKEx European Warrants Sep 2011	0.25	185 per 100 units	2011/09/26	200,000,000	2010/10/18
25745	Deutsche Bank AG	Hutchison European Warrants Apr 2011 B	0.27	95	2011/04/26	150,000,000	2010/10/18
25747	Deutsche Bank AG	ICBC European Warrants Apr 2011 B	0.25	7.38 per unit	2011/04/26	100,000,000	2010/10/18
25748	Deutsche Bank AG	SHK Ppt European Warrants Dec 2011	0.15	155 per 100 units	2011/12/28	150,000,000	2010/10/18
25749	Deutsche Bank AG	Tencent Holdings European Wts May 11 A	0.25	188 per 100 units	2011/05/23	200,000,000	2010/10/18
25733	Goldman Sachs SP (Asia)	Agricultural Bk European Wts Apr11B	0.25	4.80 per unit	2011/04/18	200,000,000	2010/10/18
25735	Goldman Sachs SP (Asia)	HKEx European Warrants Dec 2011 B	0.28	180 per 100 units	2011/12/12	200,000,000	2010/10/18
25732	Goldman Sachs SP (Asia)	HSI European Put Wts Feb 2011 H	0.15	22,800 per 9,500 units	2011/02/25	200,000,000	2010/10/18
25734	Goldman Sachs SP (Asia)	Hutchison European Wts Apr 2011 C	0.27	94	2011/04/18	200,000,000	2010/10/18

## Newly listed derivative warrants (continued)

Code	Issuer	Name of issue	Issue prices (HK\$)	Strike level/ Subscription price (HK\$) per 10 units	Subscription/ exercise period	Unit issued on initial listing	Listing date
25718	HK Bank	C Transmission European Warrants Jul 2011	0.25	21.88	2011/07/22	80,000,000	2010/10/18
25717	HK Bank	Cheung Kong European Warrants Apr 2011	0.25	142.88	2011/04/18	150,000,000	2010/10/18
25716	HK Bank	Cheung Kong European Warrants Nov 2012	0.25	128 per 100 units	2012/11/19	150,000,000	2010/10/18
25719	HK Bank	Ch LongYuan European Warrants Dec 2011 B	0.25	8.88	2011/12/28	80,000,000	2010/10/18
25720	HK Bank	China Shenhua European Warrants Apr 2011 A	0.25	38.88	2011/04/18	150,000,000	2010/10/18
25721	HK Bank	China Shenhua European Warrants Apr 2011 B	0.25	42.88	2011/04/18	150,000,000	2010/10/18
25722	HK Bank	Fushan Energy European Warrants Jun 2011	0.25	6 per unit	2011/06/20	100,000,000	2010/10/18
25723	HK Bank	HWL European Warrants Apr 2011 B	0.25	86.88	2011/04/18	120,000,000	2010/10/18
25726	HK Bank	Zijin Mining European Warrants Aug 2011	0.25	8.88	2011/08/30	150,000,000	2010/10/18
25724	HK Bank	Zijin Mining European Warrants Sep 2011	0.25	8.38	2011/09/28	150,000,000	2010/10/18
25771	KBC Fin Products Int'l Ltd.	CMB European Warrants Jun 2011	0.25	23.88	2011/06/03	108,000,000	2010/10/18
25769	KBC Fin Products Int'l Ltd.	CNOOC European Wts Jul 2011	0.25	19.08	2011/07/04	108,000,000	2010/10/18
25770	KBC Fin Products Int'l Ltd.	HKEx European Warrants May 11	0.25	178 per 100 units	2011/05/05	108,000,000	2010/10/18
25737	Macquarie Bank Ltd.	China Coal European Warrants Jun 2011	0.251	15.68	2011/06/30	250,000,000	2010/10/18
25736	Macquarie Bank Ltd.	Cheung Kong European Warrants Oct 2012	0.25	130 per 100 units	2012/10/04	400,000,000	2010/10/18
25725	Macquarie Bank Ltd.	A50 China European Put Wts Sep 2011	0.251	13	2011/09/29	200,000,000	2010/10/18
25727	CC Rabobank B.A.	Datang European Warrants May 2011	0.3	3.80 per unit	2011/05/11	75,000,000	2010/10/18
25728	CC Rabobank B.A.	Huaneng Power European Warrants May 2011	0.25	6 per unit	2011/05/30	75,000,000	2010/10/18
25729	CC Rabobank B.A.	MCC European Warrants Mar 2011	0.3	4.81 per unit	2011/03/23	75,000,000	2010/10/18
25730	CC Rabobank B.A.	Zijin Mining European Warrants Nov 2011	0.25	9	2011/11/29	100,000,000	2010/10/18
25768	Standard Chartered Bank	CC Bank European Warrants Jun 11A	0.325	7.888 per unit	2011/06/30	100,000,000	2010/10/18
25767	Standard Chartered Bank	HKEx European Warrants Dec 2011	0.25	200 per 100 units	2011/12/02	100,000,000	2010/10/18
25731	SGA Societe Generale Acceptance N.V.	HWL Eur Wt Apr 2011 C	0.26	93.88	2011/04/18	200,000,000	2010/10/18
25751	UBS AG	HSI European Warrants Apr 2011 C	0.25	24,500 per 8,000 units	2011/04/28	200,000,000	2010/10/18
25752	UBS AG	HSI European Warrants May 2011 A	0.25	24,800 per 8,000 units	2011/05/30	200,000,000	2010/10/18
25756	UBS AG	HSI European Put Warrants Apr 2011 A	0.25	24,000 per 9,000 units	2011/04/28	200,000,000	2010/10/18
25750	UBS AG	Zijin Mining European Warrants Oct 2011	0.25	8.88	2011/10/24	100,000,000	2010/10/18
25183 <sup>#</sup>	Credit Suisse AG	Tencent Holdings European Put Wts Feb2011	0.059	160 per 100 units	2011/02/21	300,000,000	2010/10/18
23348 <sup>#</sup>	Deutsche Bank AG	China Life European Warrants Jan 2011 A	0.118	37	2011/01/03	300,000,000	2010/10/18
25451 <sup>#</sup>	UBS AG	Agricultural Bank European Warrants Feb 2011	0.133	4.68 per unit	2011/02/28	200,000,000	2010/10/18
25775	Barclays Bank plc	China Life European Warrants May 2011	0.26	36.38	2011/05/30	120,000,000	2010/10/19
25772	Barclays Bank plc	CNOOC European Warrants Oct 2011	0.25	18.88	2011/10/03	120,000,000	2010/10/19
25774	Barclays Bank plc	CPIC European Warrants Jun 2011	0.25	34.88	2011/06/20	100,000,000	2010/10/19
25776	Barclays Bank plc	Hutchison European Put Warrants Apr 2011	0.26	65	2011/04/26	100,000,000	2010/10/19
25773	Barclays Bank plc	Ping An European Warrants Mar 2012	0.15	78 per 100 units	2012/03/05	150,000,000	2010/10/19
10008	BNP Paribas Arbit Issu B.V.	Gold European Warrants Dec 11A	0.39	1,600 per 2,500 units	2011/12/06	200,000,000	2010/10/19
10012	BNP Paribas Arbit Issu B.V.	Gold European Put Wts Dec 2011	0.26	1,000 per 1,500 units	2011/12/06	200,000,000	2010/10/19
10011	BNP Paribas Arbit Issu B.V.	Gold European Warrants May 11B	0.25	1,500 per 2,500 units	2011/05/06	200,000,000	2010/10/19
25799	BNP Paribas Arbit Issu B.V.	HSBC European Wts Mar 2011	0.23	92	2011/03/07	100,000,000	2010/10/19
10013	BNP Paribas Arbit Issu B.V.	Oil Futures European Wt Nov11B	0.25	100 per 400 units	2011/11/16	200,000,000	2010/10/19
25788	Credit Suisse AG	HSBC European Wts Feb 2011	0.15	92.7	2011/02/14	200,000,000	2010/10/19
25789	Credit Suisse AG	HSBC European Put Warrants Apr 2011	0.15	72	2011/04/04	200,000,000	2010/10/19
25786	Credit Suisse AG	MTRC European Warrants May 2011	0.25	31.88	2011/05/16	200,000,000	2010/10/19



## Newly listed derivative warrants (continued)

Code	Issuer	Name of issue	Issue prices (HK\$)	Strike level/ Subscription price (HK\$) per 10 units	Subscription/ exercise period	Unit issued on initial listing	Listing date
25787	Credit Suisse AG	New World Dev European Warrants Feb 2011	0.15	16.9	2011/02/07	200,000,000	2010/10/19
25801	Credit Suisse AG	Ping An European Warrants Apr 2011 A	0.25	90	2011/04/26	300,000,000	2010/10/19
25782	Citigroup Global Mkt H Inc.	China Coal European Wts Jul 11	0.25	15.28	2011/07/29	80,000,000	2010/10/19
25800	Citigroup Global Mkt H Inc.	CNOOC Euro Put Wts May 2011 C	0.25	15.18	2011/05/30	120,000,000	2010/10/19
25783	Citigroup Global Mkt H Inc.	Tencent European Warrants Jun11A	0.25	188.88 per 100 units	2011/06/28	120,000,000	2010/10/19
25795	Deutsche Bank AG	Agricultural Bk European Warrants Apr 11	0.15	4.88 per unit	2011/04/04	100,000,000	2010/10/19
25802	Deutsche Bank AG	Tencent Holdings European Warrants Jul11A	0.18	200 per 100 units	2011/07/25	200,000,000	2010/10/19
25796	Deutsche Bank AG	Wynn Macau European Warrants Apr 2011	0.25	18	2011/04/26	100,000,000	2010/10/19
25797	Deutsche Bank AG	Yanzhou Coal European Warrants Jun 2011 A	0.25	24	2011/06/13	100,000,000	2010/10/19
25798	Deutsche Bank AG	Zijin Mining European Warrants Apr 2011	0.65	9.18 per unit	2011/04/26	50,000,000	2010/10/19
25792	J P Morgan SP BV	A50 China European Warrants Dec 2011	0.25	15	2011/12/28	200,000,000	2010/10/19
25790	J P Morgan SP BV	HKEx European Put Wts Jun 2011 D	0.25	165 per 100 units	2011/06/27	200,000,000	2010/10/19
25791	J P Morgan SP BV	Hutchison European Put Warrants Apr 2011B	0.37	70	2011/04/19	100,000,000	2010/10/19
25793	J P Morgan SP BV	Zijin Mining European Warrants Dec 2011 A	0.25	8.88	2011/12/19	200,000,000	2010/10/19
25803	KBC Fin Products Int'l Ltd.	BEA European Warrants Apr 2011	0.25	36.88	2011/04/19	58,000,000	2010/10/19
25804	KBC Fin Products Int'l Ltd.	Jiangxi Copper Eu Wts Apr 11B	0.25	23.88	2011/04/19	88,000,000	2010/10/19
25805	KBC Fin Products Int'l Ltd.	Jiangxi Copper Eu Wts Jun 2011	0.34	20.88	2011/06/08	68,000,000	2010/10/19
25809	KBC Fin Products Int'l Ltd.	Jiangxi Copper Eu Put Wt Jun11	0.25	19	2011/06/15	58,000,000	2010/10/19
25810	KBC Fin Products Int'l Ltd.	New World Euro Put Wt Aug 2011	0.25	15.68	2011/08/08	58,000,000	2010/10/19
25806	KBC Fin Products Int'l Ltd.	New World European Wts Jun 11B	0.25	16.98	2011/06/15	58,000,000	2010/10/19
25807	KBC Fin Products Int'l Ltd.	Tencent Holdings Eu Wt Jun 11C	0.25	192.88 per 100 units	2011/06/08	108,000,000	2010/10/19
25808	KBC Fin Products Int'l Ltd.	Zijin Mining European Wt Aug 11	0.25	8.68	2011/08/26	88,000,000	2010/10/19
25784	Macquarie Bank Ltd.	Henderson Land Dev Euro Wts Jul 2011	0.251	70	2011/07/04	150,000,000	2010/10/19
25785	Macquarie Bank Ltd.	Tencent European Put Warrants Jun 11B	0.253	167.50 per 100 units	2011/06/02	250,000,000	2010/10/19
25778	UBS AG	Cheung Kong European Warrants Jun 2012	0.15	125 per 100 units	2012/06/04	100,000,000	2010/10/19
25779	UBS AG	Sinopec Corp European Warrants Apr 2011 A	0.3	7.688 per unit	2011/04/04	100,000,000	2010/10/19
25777	UBS AG	A50 China European Warrants Jun 2011 B	0.15	13.88	2011/06/23	200,000,000	2010/10/19
25780	UBS AG	HKEx European Warrants Jun 2011 B	0.25	203.88 per 100 units	2011/06/14	300,000,000	2010/10/19
25781	UBS AG	HKEx European Put Warrants May 2011 D	0.25	168.88 per 100 units	2011/05/23	200,000,000	2010/10/19
25794	UBS AG	Henderson Land European Warrants May 2011	0.25	57.88	2011/05/30	100,000,000	2010/10/19
25017 <sup>#</sup>	Credit Suisse AG	Agricultural Bank European Wts Jan 2011 E	0.123	4.39 per unit	2011/01/10	300,000,000	2010/10/19
23907 <sup>#</sup>	Deutsche Bank AG	HSBC European Warrants Dec 2010 C	0.091	89.88	2010/12/06	400,000,000	2010/10/19
24021 <sup>#</sup>	Deutsche Bank AG	ICBC European Warrants Jan 2011	0.218	6.50 per unit	2011/01/04	400,000,000	2010/10/19
21684 <sup>#</sup>	HK Bank	HSI European Warrants Dec 2010 A	0.11	23,800 per 9,000 units	2010/12/30	300,000,000	2010/10/19
21685 <sup>#</sup>	HK Bank	HSI European Warrants Dec 2010 B	0.068	24,800 per 8,800 units	2010/12/30	300,000,000	2010/10/19
25811	Barclays Bank plc	HSI European Warrants Apr 2011 F	0.25	24,300 per 8,000 units	2011/04/28	150,000,000	2010/10/20
25812	Barclays Bank plc	HSI European Warrants Apr 2011 G	0.25	24,700 per 8,000 units	2011/04/28	150,000,000	2010/10/20
25816	Barclays Bank plc	HSI European Put Warrants Apr 2011 H	0.25	22,600 per 8,500 units	2011/04/28	150,000,000	2010/10/20
25817	Barclays Bank plc	HSI European Put Warrants Apr 2011 I	0.25	23,000 per 8,500 units	2011/04/28	150,000,000	2010/10/20
25818	Barclays Bank plc	HSI European Put Warrants Apr 2011 J	0.26	23,400 per 8,500 units	2011/04/28	150,000,000	2010/10/20
25813	BOCI Asia Ltd.	Cheung Kong European Warrants Jun 2012	0.154	125 per 100 units	2012/06/04	300,000,000	2010/10/20
25814	BOCI Asia Ltd.	China Life European Warrants Mar 2011	0.15	37.5	2011/03/21	100,000,000	2010/10/20
25815	BOCI Asia Ltd.	Evergrande European Warrants May 2011	0.265	4.28 per unit	2011/05/31	100,000,000	2010/10/20

## Newly listed derivative warrants (continued)

Code	Issuer	Name of issue	Issue prices (HK\$)	Strike level/ Subscription price (HK\$) per 10 units	Subscription/ exercise period	Unit issued on initial listing	Listing date
25819	BOCI Asia Ltd.	Tracker Fund European Warrants Aug 2011	0.25	25	2011/08/01	100,000,000	2010/10/20
25820	BOCI Asia Ltd.	Yanzhou Coal European Warrants Aug 2011	0.25	26	2011/08/01	100,000,000	2010/10/20
25847	Credit Suisse AG	BOC HK European Warrants Apr 2011	0.15	27.3	2011/04/11	200,000,000	2010/10/20
25875	Credit Suisse AG	BOCL European Warrants Feb 2011 A	0.15	4.69 per unit	2011/02/21	300,000,000	2010/10/20
25877	Credit Suisse AG	CC Bank European Warrants Mar 2011 C	0.15	8.29 per unit	2011/03/28	300,000,000	2010/10/20
25876	Credit Suisse AG	CC Bank European Warrants Feb 2011 C	0.15	7.80 per unit	2011/02/14	300,000,000	2010/10/20
25878	Credit Suisse AG	CC Bank European Put Warrants Mar 2011 A	0.15	6.07 per unit	2011/03/28	300,000,000	2010/10/20
25879	Credit Suisse AG	CC Bank European Put Warrants Mar 2011 B	0.15	7.99	2011/03/28	300,000,000	2010/10/20
25880	Credit Suisse AG	China Life European Warrants Jan 2011 B	0.15	36.9	2011/01/24	300,000,000	2010/10/20
25881	Credit Suisse AG	China Life European Warrants Feb 2011 C	0.15	38.38	2011/02/28	300,000,000	2010/10/20
25882	Credit Suisse AG	China Life European Put Warrants Jan 2011	0.15	33	2011/01/21	300,000,000	2010/10/20
25886	Credit Suisse AG	CM Bank European Warrants Feb 2011	0.15	23.99	2011/02/28	300,000,000	2010/10/20
25891	Credit Suisse AG	CM Bank European Put Warrants Feb 2011	0.15	19.99	2011/02/28	300,000,000	2010/10/20
25887	Credit Suisse AG	CPIC European Warrants Jan 2011	0.15	33.99	2011/01/24	300,000,000	2010/10/20
25888	Credit Suisse AG	ICBC European Warrants Jan 2011 C	0.15	6.50 per unit	2011/01/20	300,000,000	2010/10/20
25889	Credit Suisse AG	ICBC European Warrants Jan 2011 D	0.15	6.99 per unit	2011/01/31	300,000,000	2010/10/20
25890	Credit Suisse AG	Tencent Holdings European Wts May 2011 C	0.25	208.88 per 100 units	2011/05/30	300,000,000	2010/10/20
25892	Credit Suisse AG	Tencent Holdings European Put Wts Apr 11	0.25	180 per 100 units	2011/04/26	300,000,000	2010/10/20
25853	Deutsche Bank AG	China Coal European Warrants Jun 2011 A	0.18	15	2011/06/21	100,000,000	2010/10/20
25854	Deutsche Bank AG	Dongfeng Motor European Warrants Apr 11C	0.16	20	2011/04/19	100,000,000	2010/10/20
25855	Deutsche Bank AG	HKEx European Warrants Oct 2011 B	0.25	208 per 100 units	2011/10/17	200,000,000	2010/10/20
25856	Deutsche Bank AG	Tencent Holdings European Put Wt Jun 2011	0.19	176 per 100 units	2011/06/20	100,000,000	2010/10/20
25866	Goldman Sachs SP (Asia)	Tencent Holdings European Wt Aug11B	0.25	200 per 100 units	2011/08/08	200,000,000	2010/10/20
25821	HK Bank	China Life European Warrants Apr 2011 B	0.25	37.8	2011/04/20	150,000,000	2010/10/20
25846	HK Bank	A50 China European Warrants Dec 2011	0.25	14.28	2011/12/28	150,000,000	2010/10/20
25822	HK Bank	Yanzhou Coal European Warrants Jun 2011	0.25	25.38	2011/06/08	120,000,000	2010/10/20
25867	KBC Fin Products Int'l Ltd.	BOCL European Wts Apr 2011 B	0.15	4.90 per unit	2011/04/01	158,000,000	2010/10/20
25868	KBC Fin Products Int'l Ltd.	CC Bank Euro Wts Apr 2011 E	0.22	8.29 per unit	2011/04/01	188,000,000	2010/10/20
25869	KBC Fin Products Int'l Ltd.	CC Bank Euro Wts Apr 2011 F	0.25	8.68 per unit	2011/04/20	188,000,000	2010/10/20
25871	KBC Fin Products Int'l Ltd.	A50 Ch Euro Wts Apr 2011 A	0.37	16.38 per unit	2011/04/20	128,000,000	2010/10/20
25872	KBC Fin Products Int'l Ltd.	A50 Ch Euro Wts Apr 2011 B	0.25	17.68 per unit	2011/04/20	208,000,000	2010/10/20
25873	KBC Fin Products Int'l Ltd.	A50 Ch Euro Wts Sep 2011 A	0.15	14.08	2011/09/01	238,000,000	2010/10/20
25874	KBC Fin Products Int'l Ltd.	A50 Ch European Put Wts Jul11A	0.25	15.38	2011/07/11	88,000,000	2010/10/20
25870	KBC Fin Products Int'l Ltd.	ICBC European Wts Apr 2011 B	0.25	7.38 per unit	2011/04/20	168,000,000	2010/10/20
25857	Macquarie Bank Ltd.	China Agri European Warrants Oct 2011	0.25	12.5	2011/10/17	250,000,000	2010/10/20
25858	Macquarie Bank Ltd.	CC Bank European Warrants Jun 2011 A	0.266	8.50 per unit	2011/06/03	350,000,000	2010/10/20
25864	Macquarie Bank Ltd.	CC Bank European Put Warrants Apr 2011	0.273	6.40 per unit	2011/04/20	350,000,000	2010/10/20
25859	Macquarie Bank Ltd.	CNBM European Warrants Jun 2011 B	0.251	25	2011/06/07	188,000,000	2010/10/20
25860	Macquarie Bank Ltd.	Sinopec Corp European Wts Apr 2011	0.256	8.88 per unit	2011/04/20	350,000,000	2010/10/20
25862	Macquarie Bank Ltd.	Lenovo European Warrants Apr 2011	0.261	7 per unit	2011/04/28	100,000,000	2010/10/20
25863	Macquarie Bank Ltd.	Ping An European Warrants Jun 2011	0.549	100	2011/06/08	200,000,000	2010/10/20
25861	Macquarie Bank Ltd.	Tencent European Warrants Jul 2011 B	0.25	218.88 per 100 units	2011/07/05	250,000,000	2010/10/20
25865	Macquarie Bank Ltd.	Tencent European Put Warrants Jun 11C	0.288	180 per 100 units	2011/06/02	250,000,000	2010/10/20

## Newly listed derivative warrants (continued)

Code	Issuer	Name of issue	Issue prices (HK\$)	Strike level/ Subscription price (HK\$) per 10 units	Subscription/ exercise period	Unit issued on initial listing	Listing date
25824	SGA Societe Generale Acceptance N.V.	CCB Eur Wt Apr 2011 A	0.69	7 per unit	2011/04/20	120,000,000	2010/10/20
25825	SGA Societe Generale Acceptance N.V.	CCB Eur Wt Apr 2011 B	0.49	7.50 per unit	2011/04/20	120,000,000	2010/10/20
25826	SGA Societe Generale Acceptance N.V.	CCB Eur Wt May 2011 A	0.36	8 per unit	2011/05/04	120,000,000	2010/10/20
25827	SGA Societe Generale Acceptance N.V.	CCB Eur Wt May 2011 B	0.25	8.50 per unit	2011/05/04	120,000,000	2010/10/20
25823	SGA Societe Generale Acceptance N.V.	CK(H) Eu Wt Apr 2011A	0.5	140	2011/04/20	50,000,000	2010/10/20
25828	SGA Societe Generale Acceptance N.V.	CLife Eu Wt Feb 2011C	0.2	35.1	2011/02/28	300,000,000	2010/10/20
25829	SGA Societe Generale Acceptance N.V.	CLife Eu Wt Mar 2011D	0.18	36.4	2011/03/02	300,000,000	2010/10/20
25848	SGA Societe Generale Acceptance NV	Minsheng Bk Eu Wt Jun 11	0.5	8.38 per unit	2011/06/29	120,000,000	2010/10/20
25830	SGA Societe Generale Acceptance N.V.	Ch Mob Eu Wt Apr 11C	0.33	92	2011/04/27	200,000,000	2010/10/20
25831	SGA Societe Generale Acceptance N.V.	CP&CC Eur Wt May 2011A	0.33	8.50 per unit	2011/05/30	100,000,000	2010/10/20
25832	SGA Societe Generale Acceptance N.V.	CP&CC Eur Wt Jun2011A	0.27	8.98 per unit	2011/06/27	100,000,000	2010/10/20
25836	SGA Societe Generale Acceptance N.V.	HSBC Eu Wt Mar 2011 C	0.3	88.38	2011/03/14	120,000,000	2010/10/20
25837	SGA Societe Generale Acceptance N.V.	HSBC Eu Wt Mar 2011 D	0.28	90	2011/03/28	120,000,000	2010/10/20
25838	SGA Societe Generale Acceptance N.V.	HSBC Eu Wt Apr 2011 A	0.2	96	2011/04/06	120,000,000	2010/10/20
25839	SGA Societe Generale Acceptance N.V.	HSBC Eu Wt Apr 2011 B	0.27	93.88	2011/04/27	120,000,000	2010/10/20
25834	SGA Societe Generale Acceptance N.V.	HSI Eur Wt Mar 2011 G	0.18	24,000 per 8,000 units	2011/03/30	300,000,000	2010/10/20
25835	SGA Societe Generale Acceptance N.V.	HSI Eu Put Wt Mar 11H	0.15	21,800 per 8,000 units	2011/03/30	300,000,000	2010/10/20
25833	SGA Societe Generale Acceptance N.V.	ICBC Eu Wt Apr 2011 A	0.66	6 per unit	2011/04/20	120,000,000	2010/10/20
25840	SGA Societe Generale Acceptance N.V.	ICBC Eu Wt Apr 2011 B	0.47	6.50 per unit	2011/04/20	120,000,000	2010/10/20
25841	SGA Societe Generale Acceptance N.V.	ICBC Eu Wt May 2011 A	0.35	7 per unit	2011/05/04	120,000,000	2010/10/20
25842	SGA Societe Generale Acceptance N.V.	ICBC Eu Wt May 2011 B	0.25	7.50 per unit	2011/05/04	120,000,000	2010/10/20
25849	SGA Societe Generale Acceptance N.V.	Petch Eu Wt Apr 2011B	0.6	11 per unit	2011/04/27	100,000,000	2010/10/20
25850	SGA Societe Generale Acceptance N.V.	Petch Eu Wt Apr 2011C	0.4	11.88 per unit	2011/04/27	100,000,000	2010/10/20
25843	SGA Societe Generale Acceptance N.V.	SHK P Eu Wt Apr 2011A	0.6	160	2011/04/27	50,000,000	2010/10/20
25851	SGA Societe Generale Acceptance N.V.	SHKP Eu Put Wt Jun 11	0.15	128 per 100 units	2011/06/27	300,000,000	2010/10/20
25852	SGA Societe Generale Acceptance N.V.	SHKP Eu Put Wt Dec 11	0.18	122.50 per 100 units	2011/12/21	300,000,000	2010/10/20
25844	SGA Societe Generale Acceptance N.V.	SHK P Eu Wt Aug 11B	0.16	140.88 per 100 units	2011/08/24	300,000,000	2010/10/20
25845	SGA Societe Generale Acceptance N.V.	SHK P Eu Wt Dec 2011B	0.15	155 per 100 units	2011/12/19	300,000,000	2010/10/20
25883	UBS AG	China Life European Warrants Feb 2011 C	0.15	39.38	2011/02/16	200,000,000	2010/10/20
25884	UBS AG	Hutchison European Warrants Apr 2011 C	0.25	81.88	2011/04/21	100,000,000	2010/10/20
25885	UBS AG	Tencent Holdings European Warrants Apr 2011	0.25	203.88 per 100 units	2011/04/21	100,000,000	2010/10/20
24204 <sup>#</sup>	CC Rabobank B.A.	China Life European Warrants Feb 2011 A	0.196	37	2011/02/25	250,000,000	2010/10/20
24211 <sup>#</sup>	CC Rabobank B.A.	Tencent Holdings European Put Wts Feb 11	0.063	160 per 100 units	2011/02/25	250,000,000	2010/10/20
20566 <sup>#</sup>	RB of Scotland N.V.	Ch Comm Cons European Wts Jan 2011	0.052	8.008	2011/01/10	200,000,000	2010/10/20
25893	Barclays Bank plc	BOCL European Warrants Jul 2011	0.25	5 per unit	2011/07/11	100,000,000	2010/10/21
25902	Barclays Bank plc	BOCL European Put Warrants Jul 2011	0.26	3.88 per unit	2011/07/11	100,000,000	2010/10/21
25897	Barclays Bank plc	Ch LongYuan European Warrants Dec 2011	0.25	8.88	2011/12/28	100,000,000	2010/10/21
25896	Barclays Bank plc	China Overseas European Wts Jun 2011	0.25	19.88	2011/06/27	100,000,000	2010/10/21
25901	Barclays Bank plc	CNBM European Warrants Jun 2011 B	0.25	23.88	2011/06/20	100,000,000	2010/10/21
25895	Barclays Bank plc	Sinopec Corp European Wts May 2011	0.26	8.68 per unit	2011/05/23	100,000,000	2010/10/21
25894	Barclays Bank plc	Jiangxi Copper European Warrants Jul 11	0.25	25	2011/07/18	100,000,000	2010/10/21
25899	Barclays Bank plc	PICC P&C European Warrants Feb 2012	0.25	12.88	2012/02/06	100,000,000	2010/10/21
25898	Barclays Bank plc	Yanzhou Coal European Warrants Jul 2011	0.25	25	2011/07/18	100,000,000	2010/10/21

## Newly listed derivative warrants (continued)

Code	Issuer	Name of issue	Issue prices (HK\$)	Strike level/ Subscription price (HK\$) per 10 units	Subscription/ exercise period	Unit issued on initial listing	Listing date
25900	Barclays Bank plc	Zijin Mining European Warrants Nov 2011	0.25	9	2011/11/28	100,000,000	2010/10/21
25916	BOCI Asia Ltd.	HSI European Warrants Apr 2011	0.25	24,600 per 8,000 units	2011/04/28	100,000,000	2010/10/21
25920	BOCI Asia Ltd.	HSI European Put Warrants Apr 2011	0.25	22,400 per 8,000 units	2011/04/28	100,000,000	2010/10/21
25917	BOCI Asia Ltd.	Hutchison European Warrants May 2011	0.25	98	2011/05/30	100,000,000	2010/10/21
25918	BOCI Asia Ltd.	Ping An European Warrants Nov 2011	0.15	87.50 per 100 units	2011/11/04	300,000,000	2010/10/21
25919	BOCI Asia Ltd.	Tencent Holdings European Warrants Jul 2011	0.25	205 per 100 units	2011/07/04	300,000,000	2010/10/21
25960	BNP Paribas Arbit Issu B.V.	BYD European Warrants Dec 2013	0.25	58.88 per 100 units	2013/12/02	100,000,000	2010/10/21
25961	BNP Paribas Arbit Issu B.V.	Ch LongYuan Euro Wts Dec 2012	0.25	8.18	2012/12/03	100,000,000	2010/10/21
25962	BNP Paribas Arbit Issu B.V.	CRCC European Wts Aug 2012	0.25	11.28	2012/08/31	100,000,000	2010/10/21
25963	BNP Paribas Arbit Issu B.V.	Dongfeng Motor European Wt Jul11	0.31	18.8	2011/07/04	100,000,000	2010/10/21
25906	Bank of China (HK) Ltd.	China Life European Wts Apr 2011 A	0.396	33	2011/04/29	150,000,000	2010/10/21
25907	Bank of China (HK) Ltd.	China Life European Wts Apr 2011 B	1.902	38 per unit	2011/04/29	31,000,000	2010/10/21
25908	Bank of China (HK) Ltd.	HSBC European Warrants Apr 2011 A	0.552	84	2011/04/29	108,000,000	2010/10/21
25909	Bank of China (HK) Ltd.	HSBC European Warrants Apr 2011 B	0.264	94	2011/04/29	227,000,000	2010/10/21
25946	Credit Suisse AG	China EB Ltd European Warrants Feb 2011	0.15	22	2011/02/21	200,000,000	2010/10/21
25948	Credit Suisse AG	China Tel European Warrants Jan 2011	0.15	4.99 per unit	2011/01/31	200,000,000	2010/10/21
25949	Credit Suisse AG	China Tel European Warrants Mar 2011	0.25	4.51 per unit	2011/03/14	200,000,000	2010/10/21
25971	Credit Suisse AG	China COSCO European Warrants Jul 2011 A	0.15	12	2011/07/18	300,000,000	2010/10/21
25951	Credit Suisse AG	China Mobile European Warrants Feb 2011 B	0.15	96	2011/02/14	300,000,000	2010/10/21
25947	Credit Suisse AG	Sinopec Corp European Warrants Apr 2011 A	0.25	8.088 per unit	2011/04/26	300,000,000	2010/10/21
25970	Credit Suisse AG	CRCC European Warrants Jun 2011	0.15	10.9	2011/06/27	200,000,000	2010/10/21
25966	Credit Suisse AG	Esprit European Warrants Feb 2011	0.15	52.9	2011/02/28	200,000,000	2010/10/21
25967	Credit Suisse AG	HKEx European Warrants Apr 2011 F	0.25	190.88 per 100 units	2011/04/26	300,000,000	2010/10/21
25968	Credit Suisse AG	HKEx European Warrants May 2011 B	0.25	203.88 per 100 units	2011/05/16	300,000,000	2010/10/21
25969	Credit Suisse AG	HKEx European Warrants Jun 2011 D	0.25	218.88 per 100 units	2011/06/27	300,000,000	2010/10/21
25974	Credit Suisse AG	HKEx European Put Warrants Apr 2011 G	0.25	178.88 per 100 units	2011/04/26	300,000,000	2010/10/21
25945	Credit Suisse	Henderson Land European Warrants Feb 2011	0.15	58.9	2011/02/21	200,000,000	2010/10/21
25964	Credit Suisse AG	HSCEI European Warrants Apr 2011 B	0.25	14,200 per 6,000 units	2011/04/28	300,000,000	2010/10/21
25973	Credit Suisse AG	HSCEI European Put Warrants Apr 2011	0.15	12,250 per 6,000 units	2011/04/28	300,000,000	2010/10/21
25965	Credit Suisse AG	Hutchison European Warrants Apr 2011 F	0.25	95.88	2011/04/26	300,000,000	2010/10/21
25950	Credit Suisse AG	PetroChina European Warrants Apr 2011 C	0.25	11.98 per unit	2011/04/26	300,000,000	2010/10/21
25972	Credit Suisse AG	European Warrants Jul 2011	0.15	12.1	2011/07/25	200,000,000	2010/10/21
25952	Citigroup Global Mkt H Inc.	CITIC Pacific Eu Wt Jun 2011	0.25	22	2011/06/27	80,000,000	2010/10/21
25953	Citigroup Global Mkt H Inc.	Yanzhou Coal European Wt Jun11B	0.25	26.88	2011/06/10	100,000,000	2010/10/21
25955	Deutsche Bank AG	China Life European Warrants Feb 2011 C	0.15	40	2011/02/14	300,000,000	2010/10/21
25956	Deutsche Bank AG	CNOOC European Put Warrants May 2011	0.25	15.88	2011/05/23	300,000,000	2010/10/21
25957	Deutsche Bank AG	HKEx European Put Warrants May 2011 B	0.25	175 per 100 units	2011/05/23	300,000,000	2010/10/21
25958	Deutsche Bank AG	HSBC European Warrants Feb 2011 B	0.24	92.88	2011/02/14	300,000,000	2010/10/21
25959	Deutsche Bank AG	ICBC European Warrants Feb 2011 B	0.21	7 per unit	2011/02/14	300,000,000	2010/10/21
25991	Goldman Sachs SP (Asia)	BOCL European Warrants May 2011 A	0.25	4.88 per unit	2011/05/03	200,000,000	2010/10/21
25992	Goldman Sachs SP (Asia)	China Life Euro Wts Jul 2011 A	0.27	40	2011/07/04	200,000,000	2010/10/21
25990	Goldman Sachs SP (Asia)	A50 China European Wts Jun 2011	0.15	15.18	2011/06/29	200,000,000	2010/10/21
25926	HK Bank	Agile Ppt European Warrants Jun 2011	0.25	12.38	2011/06/15	100,000,000	2010/10/21

## Newly listed derivative warrants (continued)

Code	Issuer	Name of issue	Issue prices (HK\$)	Strike level/ Subscription price (HK\$) per 10 units	Subscription/ exercise period	Unit issued on initial listing	Listing date
25929	HK Bank	Country Garden European Warrants Apr 2011	0.25	3.68 per unit	2011/04/28	100,000,000	2010/10/21
25932	HK Bank	China Overseas European Warrants Sep 2011	0.25	20.88	2011/09/22	100,000,000	2010/10/21
25927	HK Bank	CM Bank European Warrants Jun 2011	0.25	26.88	2011/06/28	150,000,000	2010/10/21
25928	HK Bank	CNBM European Warrants Apr 2011	0.25	23.88	2011/04/21	100,000,000	2010/10/21
25938	HK Bank	R&F Ppt European Warrants Nov 2011	0.25	15.38	2011/11/25	120,000,000	2010/10/21
25930	HK Bank	HKEx European Warrants Nov 2011 C	0.25	208.88 per 100 units	2011/11/22	150,000,000	2010/10/21
25935	HK Bank	HSI European Warrants Apr 2011	0.25	25,200 per 7,800 units	2011/04/28	250,000,000	2010/10/21
25936	HK Bank	HSI European Warrants Jul 2011 A	0.25	26,800 per 8,000 units	2011/07/28	250,000,000	2010/10/21
25937	HK Bank	HSI European Warrants Dec 2012	0.25	28,800 per 15,000 units	2012/12/28	300,000,000	2010/10/21
25940	HK Bank	HSI European Put Warrants Apr 2011	0.25	23,800 per 10,000 units	2011/04/28	200,000,000	2010/10/21
25939	HK Bank	Shimao Ppt European Warrants Oct 2011	0.25	17.88	2011/10/20	120,000,000	2010/10/21
25931	HK Bank	Tencent European Warrants Jun 2011 B	0.25	220.18 per 100 units	2011/06/28	150,000,000	2010/10/21
25910	J P Morgan SP BV	Anhui Conch European Warrants Jun 2011 A	0.25	40.88	2011/06/27	100,000,000	2010/10/21
25911	J P Morgan SP BV	BOCL European Warrants Apr 2011 A	0.25	5 per unit	2011/04/21	150,000,000	2010/10/21
25933	J P Morgan SP BV	China Life European Warrants Apr 2011 B	0.25	40	2011/04/21	200,000,000	2010/10/21
25912	J P Morgan SP BV	CM Bank European Warrants Jun 2011 B	0.25	25.88	2011/06/29	150,000,000	2010/10/21
25934	J P Morgan SP BV	HKEx European Warrants Jul 2011 B	0.25	200 per 100 units	2011/07/28	300,000,000	2010/10/21
25913	J P Morgan SP BV	MTRC European Warrants Jun 2011	0.25	35	2011/06/27	80,000,000	2010/10/21
25914	J P Morgan SP BV	New World Dev European Warrants Sep 2011	0.25	18.88	2011/09/26	188,000,000	2010/10/21
25915	J P Morgan SP BV	PetroChina European Warrants Apr 2011 B	0.25	12 per unit	2011/04/21	80,000,000	2010/10/21
25975	KBC Fin Products Int'l Ltd.	BankComm Euro Wts May 2011	0.25	11.68 per unit	2011/05/03	68,000,000	2010/10/21
25976	KBC Fin Products Int'l Ltd.	China Life Euro Wts Apr 2011 D	0.25	39.18	2011/04/21	188,000,000	2010/10/21
25977	KBC Fin Products Int'l Ltd.	China Life Euro Wts May 2011 C	0.25	40.88	2011/05/18	188,000,000	2010/10/21
25978	KBC Fin Products Int'l Ltd.	Ch Mobile Euro Wt Apr 2011 A	0.35	90.88	2011/04/21	128,000,000	2010/10/21
25979	KBC Fin Products Int'l Ltd.	Ch Mobile Euro Wt Apr 2011 B	0.25	98	2011/04/01	158,000,000	2010/10/21
25980	KBC Fin Products Int'l Ltd.	Sinopec Euro Wts Aug 2011 B	0.15	7.088	2011/08/01	128,000,000	2010/10/21
25981	KBC Fin Products Int'l Ltd.	HKEx European Warrants Jul 11D	0.25	193.88 per 100 units	2011/07/15	108,000,000	2010/10/21
25982	KBC Fin Products Int'l Ltd.	HSBC European Wts Apr 2011 B	0.3	90.88	2011/04/21	108,000,000	2010/10/21
25983	KBC Fin Products Int'l Ltd.	HSBC European Wts May 2011 B	0.25	96.88	2011/05/03	128,000,000	2010/10/21
25984	KBC Fin Products Int'l Ltd.	ICBC European Wts May 2011 A	0.25	7.68 per unit	2011/05/05	168,000,000	2010/10/21
25985	KBC Fin Products Int'l Ltd.	Ping An European Wts May 2011B	0.37	96.88	2011/05/04	68,000,000	2010/10/21
25923	Macquarie Bank Ltd.	Agile Ppt European Warrants Nov 2011	0.25	12.5	2011/11/29	150,000,000	2010/10/21
25941	Macquarie Bank Ltd.	CHALCO European Warrants May 2011	0.554	10.28 per unit	2011/05/04	200,000,000	2010/10/21
25942	Macquarie Bank Ltd.	Angang Steel European Wts Apr 2011	0.15	15.08	2011/04/04	400,000,000	2010/10/21
25924	Macquarie Bank Ltd.	CPIC European Warrants May 2011	0.251	36	2011/05/30	150,000,000	2010/10/21
25943	Macquarie Bank Ltd.	China Shenhua European Wts Jun 2011	0.254	44.88	2011/06/02	200,000,000	2010/10/21
25922	Macquarie Bank Ltd.	HSCEI European Warrants May 2011	0.25	14,000 per 6,800 units	2011/05/30	200,000,000	2010/10/21
25921	Macquarie Bank Ltd.	HSI European Warrants Apr 2011 A	0.25	25,000 per 8,000 units	2011/04/28	250,000,000	2010/10/21
25944	Macquarie Bank Ltd.	Ping An European Warrants Nov 2011	0.151	87.50 per 100 units	2011/11/02	400,000,000	2010/10/21
25925	Macquarie Bank Ltd.	Yurun Food European Warrants Apr 2011	0.25	40	2011/04/26	100,000,000	2010/10/21
25954	Macquarie Bank Ltd.	Zijin Mining European Wts Sep 2011	0.251	8.88	2011/09/02	188,000,000	2010/10/21
25988	UBS AG	China Mobile European Warrants May 2011 A	0.25	98.88	2011/05/23	200,000,000	2010/10/21
25987	UBS AG	CC Bank European Warrants May 2011 A	0.25	8.88 per unit	2011/05/23	200,000,000	2010/10/21

## Newly listed derivative warrants (continued)

Code	Issuer	Name of issue	Issue prices (HK\$)	Strike level/ Subscription price (HK\$) per 10 units	Subscription/ exercise period	Unit issued on initial listing	Listing date
25986	UBS AG	A50 China European Warrants Jun 2011 C	0.15	15.18	2011/06/22	200,000,000	2010/10/21
25989	UBS AG	HSBC European Warrants Apr 2011 A	0.25	99.88	2011/04/29	200,000,000	2010/10/21
25903	UBS AG	HSI European Warrants May 2011 B	0.25	26,000 per 8,000 units	2011/05/30	200,000,000	2010/10/21
25904	UBS AG	HSI European Put Warrants Mar 2011 E	0.15	23,700 per 10,500 units	2011/03/30	200,000,000	2010/10/21
25905	UBS AG	HSI European Put Warrants Apr 2011 B	0.25	25,000 per 8,000 units	2011/04/28	200,000,000	2010/10/21
24488 <sup>#</sup>	UBS AG	HSBC European Warrants Jan 2011	0.219	88.88	2011/01/31	200,000,000	2010/10/21
26000	Barclays Bank plc	CC Bank European Warrants May 2011	0.25	8.88 per unit	2011/05/23	100,000,000	2010/10/22
26004	Barclays Bank plc	CC Bank European Put Warrants May 2011	0.26	6.50 per unit	2011/05/23	100,000,000	2010/10/22
26003	Barclays Bank plc	CM Bank European Warrants Jun 2011	0.25	26.88	2011/06/20	100,000,000	2010/10/22
26001	Barclays Bank plc	HKEEx European Warrants Oct 2011 A	0.25	208.88 per 100 units	2011/10/17	120,000,000	2010/10/22
26002	Barclays Bank plc	ICBC European Warrants Jun 2011	0.25	7.88 per unit	2011/06/20	100,000,000	2010/10/22
26041	BOCI Asia Ltd.	Belle Int'l European Warrants May 2011 B	0.25	17.5	2011/05/31	100,000,000	2010/10/22
26040	BOCI Asia Ltd.	BankComm European Warrants Dec 2012	0.25	10	2012/12/31	100,000,000	2010/10/22
26061	BNP Paribas Arbit Issu B.V.	BOCL European Wts May 2011	0.31	5.10 per unit	2011/05/03	100,000,000	2010/10/22
26062	BNP Paribas Arbit Issu B.V.	CNOOC European Wts Jul 2011	0.25	18	2011/07/04	100,000,000	2010/10/22
26063	BNP Paribas Arbit Issu B.V.	HKEEx European Wts Jun 2011 B	0.25	200 per 100 units	2011/06/01	100,000,000	2010/10/22
26071	Credit Suisse AG	BOCL European Warrants Apr 2011 A	0.15	4.88 per unit	2011/04/04	300,000,000	2010/10/22
26070	Credit Suisse AG	BOCL European Warrants Feb 2011 B	0.2	4.68 per unit	2011/02/28	300,000,000	2010/10/22
26068	Credit Suisse AG	CC Bank European Warrants Apr 2011 A	0.25	8.88 per unit	2011/04/26	300,000,000	2010/10/22
26064	Credit Suisse AG	CC Bank European Warrants Jan 2011 B	0.15	7.99 per unit	2011/01/31	300,000,000	2010/10/22
26037	Credit Suisse AG	China COSCO European Warrants Jul 2011 B	0.15	11.99	2011/07/18	200,000,000	2010/10/22
26036	Credit Suisse AG	China Coal European Warrants Jul 2011	0.25	16.88	2011/07/11	200,000,000	2010/10/22
26066	Credit Suisse AG	CITIC Bank European Warrants Mar 2011	0.2	6.39 per unit	2011/03/07	200,000,000	2010/10/22
26069	Credit Suisse AG	CM Bank European Warrants May 2011	0.25	25.88	2011/05/30	300,000,000	2010/10/22
26034	Credit Suisse AG	CNBM European Warrants Apr 2011	0.25	24.88	2011/04/26	200,000,000	2010/10/22
26038	Credit Suisse AG	CNOOC European Warrants Apr 2011 C	0.25	17.28	2011/04/26	300,000,000	2010/10/22
26033	Credit Suisse AG	Dongfeng Motor European Warrants Apr 2011	0.25	20.38	2011/04/26	200,000,000	2010/10/22
26067	Credit Suisse AG	ICBC European Warrants Jan 2011 E	0.15	6.88 per unit	2011/01/24	300,000,000	2010/10/22
26065	Credit Suisse AG	ICBC European Warrants Mar 2011 B	0.15	7.39 per unit	2011/03/28	300,000,000	2010/10/22
26032	Credit Suisse AG	Jiangxi Copper European Wts Apr 2011	0.25	25.88	2011/04/26	200,000,000	2010/10/22
26039	Credit Suisse AG	Jiangxi Copper European Put Wts Apr 2011B	0.25	20.88	2011/04/26	200,000,000	2010/10/22
26031	Credit Suisse AG	KECL European Warrants Jun 2011	0.15	11.38	2011/06/27	200,000,000	2010/10/22
26035	Credit Suisse AG	Yanzhou Coal European Warrants Apr 2011 B	0.25	25.28	2011/04/26	200,000,000	2010/10/22
26089	Citigroup Global Mkt H Inc.	A50 China Euro Wts Sep 2011 A	0.25	14.48	2011/09/26	180,000,000	2010/10/22
26090	Citigroup Global Mkt H Inc.	A50 China Euro Wts Dec 2011	0.25	14.88	2011/12/19	180,000,000	2010/10/22
26091	Citigroup Global Mkt H Inc.	Henderson Land Dev Eur Wts Jun11	0.25	68.88	2011/06/07	80,000,000	2010/10/22
26028	Citigroup Global Mkt H Inc.	Tencent European Warrants Jun11B	0.25	200.88 per 100 units	2011/06/27	100,000,000	2010/10/22
10014	Deutsche Bank AG	AUD/USD European Put Warrants May 2011	0.28	0.91 per 1 units	2011/05/03	50,000,000	2010/10/22
26077	Deutsche Bank AG	BOCL European Warrants Jan 2011	0.19	4.80 per unit	2011/01/31	200,000,000	2010/10/22
26050	Deutsche Bank AG	CC Bank European Warrants Jan 2011 B	0.31	7.98 per unit	2011/01/31	200,000,000	2010/10/22
26078	Deutsche Bank AG	CM Bank European Warrants Apr 2011	0.25	22.88	2011/04/18	200,000,000	2010/10/22
26051	Deutsche Bank AG	Esprit European Warrants Apr 2011 B	0.39	48	2011/04/26	100,000,000	2010/10/22
26079	Deutsche Bank AG	A50 China European Warrants Jun 2011 C	0.15	15.18	2011/06/27	200,000,000	2010/10/22

## Newly listed derivative warrants (continued)

Code	Issuer	Name of issue	Issue prices (HK\$)	Strike level/ Subscription price (HK\$) per 10 units	Subscription/ exercise period	Unit issued on initial listing	Listing date
26020	Deutsche Bank AG	HSI European Warrants Apr 2011 F	0.25	25,000 per 9,000 units	2011/04/28	300,000,000	2010/10/22
26021	Deutsche Bank AG	HSI European Warrants Apr 2011 G	0.25	25,800 per 8,000 units	2011/04/28	300,000,000	2010/10/22
26052	Deutsche Bank AG	Jiangxi Copper European Warrants Apr 11B	0.25	25	2011/04/26	100,000,000	2010/10/22
26080	Deutsche Bank AG	PICC P&C European Warrants Jul 2011 B	0.17	12.08	2011/07/25	200,000,000	2010/10/22
26053	Deutsche Bank AG	Ping An European Warrants Oct 2011	0.15	87.50 per 100 units	2011/10/31	200,000,000	2010/10/22
26054	Deutsche Bank AG	SJM Holdings European Warrants May 2011	0.25	11	2011/05/23	100,000,000	2010/10/22
26042	Goldman Sachs SP (Asia)	Sinopec Corp European Wts May 2011	0.34	8.68 per unit	2011/05/03	200,000,000	2010/10/22
26014	HK Bank	ICBC European Warrants Feb 2011	0.15	7.08 per unit	2011/02/02	120,000,000	2010/10/22
26015	HK Bank	ICBC European Warrants Apr 2011	0.25	7.68 per unit	2011/04/26	120,000,000	2010/10/22
26016	HK Bank	SHK Ppt European Warrants Apr 2011	0.25	160	2011/04/26	120,000,000	2010/10/22
26017	HK Bank	SHK Ppt European Put Warrants Jul 2011	0.35	118.8	2011/07/13	120,000,000	2010/10/22
26048	J P Morgan Int'l Der. Ltd.	CC Bank European Wts Mar 2011	0.253	8.28 per unit	2011/03/28	100,000,000	2010/10/22
26049	J P Morgan SP BV	HKEx European Put Wts Jun 2011 E	0.25	180 per 100 units	2011/06/29	200,000,000	2010/10/22
26022	J P Morgan SP BV	HSBC European Warrants Apr 2011 A	0.25	98	2011/04/26	100,000,000	2010/10/22
26084	KBC Fin Products Int'l Ltd.	CC Bank Euro Put Wts May 2011	0.25	6.58 per unit	2011/05/04	108,000,000	2010/10/22
26082	KBC Fin Products Int'l Ltd.	Sinopec Euro Wts May 2011 A	0.31	8.18 per unit	2011/05/04	128,000,000	2010/10/22
26083	KBC Fin Products Int'l Ltd.	A50 Ch Euro Wts Jun 2011 B	0.15	15.188	2011/06/22	238,000,000	2010/10/22
26085	KBC Fin Products Int'l Ltd.	HKEx European Put Wts May 2011	0.25	180 per 100 units	2011/05/05	108,000,000	2010/10/22
26086	KBC Fin Products Int'l Ltd.	HSBC Euro Put Wts Oct 2011 B	0.15	81.95 per 100 units	2011/10/17	108,000,000	2010/10/22
26088	KBC Fin Products Int'l Ltd.	HSI Euro Put Wts Apr 2011 D	0.25	24,000 per 8,800 units	2011/04/28	200,000,000	2010/10/22
26081	KBC Fin Products Int'l Ltd.	HSI European Wts Apr 2011 B	0.25	24,600 per 8,800 units	2011/04/28	200,000,000	2010/10/22
26087	KBC Fin Products Int'l Ltd.	HSI Euro Put Wts Mar 2011 J	0.15	22,400 per 8,000 units	2011/03/30	200,000,000	2010/10/22
26046	Macquarie Bank Ltd.	Fushan Energy European Warrants Apr 11	0.335	6.88 per unit	2011/04/04	88,000,000	2010/10/22
26045	Macquarie Bank Ltd.	A50 China European Warrants Jun 2011 C	0.17	15.18	2011/06/29	300,000,000	2010/10/22
26044	Macquarie Bank Ltd.	HSCEI European Put Warrants May 2011	0.25	13,200 per 7,500 units	2011/05/30	200,000,000	2010/10/22
26043	Macquarie Bank Ltd.	HSI European Put Warrants Apr 2011	0.187	23,400 per 9,000 units	2011/04/28	250,000,000	2010/10/22
26047	Macquarie Bank Ltd.	Jiangxi Copper European Wts May 2011 B	0.253	26.88	2011/05/04	250,000,000	2010/10/22
25995	Merrill Lynch Int'l & Co. C.V.	A50 China Eur Wt Jun 2011 C	0.154	15.19	2011/06/22	100,000,000	2010/10/22
25996	Merrill Lynch Int'l & Co. C.V.	A50 China Eu Put Wt Apr 11C	0.157	13.99	2011/04/26	100,000,000	2010/10/22
25993	Merrill Lynch Int'l & Co. C.V.	HKEx Euro Wts Apr 2011	1.23	195	2011/04/29	50,000,000	2010/10/22
25994	Merrill Lynch Int'l & Co. C.V.	HKEx Eur Put Wts Jun 2011 D	0.163	164.99 per 100 units	2011/06/27	100,000,000	2010/10/22
25997	Merrill Lynch Int'l & Co. C.V.	HSCEI European Wts Apr 11B	0.255	13,500 per 5,800 units	2011/04/28	100,000,000	2010/10/22
25998	Merrill Lynch Int'l & Co. C.V.	HSCEI Euro Put Wts May 2011	0.255	13,200 per 5,800 units	2011/05/30	100,000,000	2010/10/22
25999	Merrill Lynch Int'l & Co. C.V.	HSI European Warrants Apr11A	0.232	24,400 per 8,000 units	2011/04/28	150,000,000	2010/10/22
26025	CC Rabobank B.A.	Ch Mobile European Warrants May 2011 A	0.25	98.88	2011/05/05	150,000,000	2010/10/22
26023	CC Rabobank B.A.	China Life European Warrants Apr 2011 A	0.25	37.88	2011/04/28	200,000,000	2010/10/22
26024	CC Rabobank B.A.	China Life European Warrants May 2011 A	0.25	40.88	2011/05/18	200,000,000	2010/10/22
26026	CC Rabobank B.A.	Tencent Holdings European Wts Apr 2011	0.25	190 per 100 units	2011/04/28	200,000,000	2010/10/22
26027	CC Rabobank B.A.	Tencent Holdings European Put Wts May 11	0.25	170 per 100 units	2011/05/27	200,000,000	2010/10/22
26073	RB of Scotland N.V.	Ch Comm Cons European Wts Oct 2011	0.154	7.498	2011/10/26	200,000,000	2010/10/22
26072	RB of Scotland N.V.	HSI European Warrants Apr 2011 C	0.264	24,200 per 8,000 units	2011/04/28	250,000,000	2010/10/22
26076	RB of Scotland N.V.	HSI European Put Warrants Apr 2011 A	0.281	24,000 per 8,000 units	2011/04/28	250,000,000	2010/10/22
26074	RB of Scotland N.V.	HWL European Warrants Mar 2011	0.261	88.888	2011/03/31	200,000,000	2010/10/22

## Newly listed derivative warrants (continued)

Code	Issuer	Name of issue	Issue prices (HK\$)	Strike level/ Subscription price (HK\$) per 10 units	Subscription/ exercise period	Unit issued on initial listing	Listing date
26075	RB of Scotland N.V.	Tencent Holdings European Wts Jun 11B	0.25	213.88 per 100 units	2011/06/30	200,000,000	2010/10/22
26018	Standard Chartered Bank	China Mobile European Wts Aug 11A	0.35	108	2011/08/29	100,000,000	2010/10/22
26029	Standard Chartered Bank	China Life European Warrants Jul 11A	0.25	44.88	2011/07/28	100,000,000	2010/10/22
26030	Standard Chartered Bank	A50 China European Warrants Sep 11	0.25	13.6	2011/09/20	200,000,000	2010/10/22
26019	Standard Chartered Bank	ICBC European Warrants Apr 2011	0.25	8 per unit	2011/04/29	100,000,000	2010/10/22
26005	SGA Societe Generale Acceptance N.V.	BOCL Eu Wt Jun 2011 A	0.25	5.40 per unit	2011/06/27	200,000,000	2010/10/22
26006	SGA Societe Generale Acceptance N.V.	CLife Eu Wt Apr 2011A	0.25	39.4	2011/04/27	300,000,000	2010/10/22
26007	SGA Societe Generale Acceptance N.V.	Ch Mob Eu Wt Apr 11D	0.17	108	2011/04/18	200,000,000	2010/10/22
26008	SGA Societe Generale Acceptance N.V.	CP&CC Eur Wt May 11B	0.25	9.88 per unit	2011/05/30	150,000,000	2010/10/22
26009	SGA Societe Generale Acceptance N.V.	HKEx Eu Wt Sep 2011 A	0.25	200 per 100 units	2011/09/26	300,000,000	2010/10/22
26010	SGA Societe Generale Acceptance N.V.	HKEx Eu Wt Mar 2012	0.25	220 per 100 units	2012/03/26	300,000,000	2010/10/22
26012	SGA Societe Generale Acceptance N.V.	HKEx Eu Put Wt Jun 11	0.2	165 per 100 units	2011/06/29	200,000,000	2010/10/22
26013	SGA Societe Generale Acceptance N.V.	HKEx Eu Put Wt Aug 11	0.15	150 per 100 units	2011/08/01	200,000,000	2010/10/22
26011	SGA Societe Generale Acceptance N.V.	HKEx Eu Wt Jun 2012 B	0.25	240 per 100 units	2012/06/25	300,000,000	2010/10/22
26055	UBS AG	China Coal European Warrants Jun 2011	0.25	16.88	2011/06/27	100,000,000	2010/10/22
26056	UBS AG	China Life European Warrants Jun 2011 A	0.25	43.38	2011/06/27	300,000,000	2010/10/22
26057	UBS AG	HKEx European Warrants May 2011 E	0.25	218.88 per 100 units	2011/05/16	300,000,000	2010/10/22
26060	UBS AG	HSI European Put Warrants May 2011 D	0.25	24,500 per 10,000 units	2011/05/30	200,000,000	2010/10/22
26058	UBS AG	HSI European Warrants Apr 2011 D	0.25	25,000 per 8,000 units	2011/04/28	200,000,000	2010/10/22
26059	UBS AG	HSI European Warrants Apr 2011 E	0.25	25,500 per 8,000 units	2011/04/28	200,000,000	2010/10/22
25145 <sup>#</sup>	Credit Suisse AG	Hutchison European Warrants Feb 2011 C	0.88	73.9	2011/02/07	300,000,000	2010/10/22
26106	BNP Paribas Arbit Issu B.V.	Agricultural Bank Eu Wt Jul 11	0.26	4.70 per unit	2011/07/04	100,000,000	2010/10/25
26107	BNP Paribas Arbit Issu B.V.	CC Bank Euro Wts May 2011	0.26	8.99 per unit	2011/05/04	100,000,000	2010/10/25
26108	BNP Paribas Arbit Issu B.V.	Sinopec Corp Euro Wts May 2011	0.43	8.80 per unit	2011/05/04	100,000,000	2010/10/25
26109	BNP Paribas Arbit Issu B.V.	PetroCh Euro Wts Nov 2011	0.15	10	2011/11/28	100,000,000	2010/10/25
26120	Credit Suisse AG	A50 China European Put Warrants Apr 2011	0.15	13.98	2011/04/21	300,000,000	2010/10/25
26147	Citigroup Global Mkt H Inc.	Agricultural Bk Eu Wt Mar 11B	0.15	4.48 per unit	2011/03/14	80,000,000	2010/10/25
26148	Citigroup Global Mkt H Inc.	China Mobile Eur Wt Feb 2011	0.15	92.88	2011/02/22	100,000,000	2010/10/25
26144	Citigroup Global Mkt H Inc.	ChiUnicom European Wts Nov 11	0.15	12.98	2011/11/30	100,000,000	2010/10/25
26145	Citigroup Global Mkt H Inc.	Evergrande European Wts Apr11	0.25	4.48 per unit	2011/04/27	80,000,000	2010/10/25
26146	Citigroup Global Mkt H Inc.	Ping An Euro Wts Apr 2011	0.5	88.88	2011/04/27	80,000,000	2010/10/25
26130	Deutsche Bank AG	BOC HK European Warrants Apr 2011 C	0.15	30	2011/04/04	200,000,000	2010/10/25
26129	Deutsche Bank AG	BOCL European Warrants Apr 2011 B	0.25	5.08 per unit	2011/04/26	150,000,000	2010/10/25
26116	Deutsche Bank AG	China EB Ltd European Warrants Apr 2011	0.25	23	2011/04/26	100,000,000	2010/10/25
26115	Deutsche Bank AG	Ch Comm Cons European Warrants Oct 2011	0.15	7.5	2011/10/31	150,000,000	2010/10/25
26131	Deutsche Bank AG	CNBM European Warrants Jun 2011	0.25	22.5	2011/06/13	80,000,000	2010/10/25
26132	Deutsche Bank AG	CPIC European Warrants Mar 2011	0.25	32.8	2011/03/28	100,000,000	2010/10/25
26117	Deutsche Bank AG	China Shenhua European Warrants Apr 2011A	0.37	37	2011/04/26	100,000,000	2010/10/25
26133	Deutsche Bank AG	Fushan Energy European Warrants Sep 2011	0.67	6 per unit	2011/09/05	80,000,000	2010/10/25
26118	Deutsche Bank AG	Geely Auto European Warrants May 2011 A	0.55	4.60 per unit	2011/05/30	100,000,000	2010/10/25
26119	Deutsche Bank AG	Ping An European Warrants May 2011	0.15	78.88 per 100 units	2011/05/16	150,000,000	2010/10/25
26093	J P Morgan SP BV	Agricultural Bk European Warrants Mar 11	0.15	4.48 per unit	2011/03/14	150,000,000	2010/10/25
26094	J P Morgan SP BV	BOCL European Warrants Apr 2011 B	0.25	5.38 per unit	2011/04/26	150,000,000	2010/10/25



## Newly listed derivative warrants (continued)

Code	Issuer	Name of issue	Issue prices (HK\$)	Strike level/ Subscription price (HK\$) per 10 units	Subscription/ exercise period	Unit issued on initial listing	Listing date
26095	J P Morgan Int'l Der. Ltd.	CC Bank European Wts Apr 2011	0.25	8.88 per unit	2011/04/26	100,000,000	2010/10/25
26110	J P Morgan SP BV	Sinopec Corp European Warrants Apr 2011 A	0.25	9 per unit	2011/04/26	80,000,000	2010/10/25
26098	J P Morgan SP BV	Sinopec Corp European Warrants May 2012	0.15	7.81	2012/05/21	200,000,000	2010/10/25
26111	J P Morgan SP BV	China Shenhua European Warrants Apr 2011B	0.25	43.88	2011/04/26	150,000,000	2010/10/25
26100	J P Morgan SP BV	A50 China European Warrants Apr 2011 B	0.25	16.88 per unit	2011/04/26	80,000,000	2010/10/25
26101	J P Morgan SP BV	A50 China European Warrants Oct 2011	0.15	17.4	2011/10/21	200,000,000	2010/10/25
26099	J P Morgan SP BV	ICBC European Warrants Apr 2011 A	0.25	7.50 per unit	2011/04/26	100,000,000	2010/10/25
26112	J P Morgan SP BV	JX Copper European Warrants Apr 2011 B	0.25	26.88	2011/04/26	120,000,000	2010/10/25
26113	J P Morgan SP BV	Ping An European Warrants Oct 2011	0.15	87.50 per 100 units	2011/10/28	300,000,000	2010/10/25
26114	J P Morgan SP BV	Yanzhou Coal European Warrants Apr 2011 B	0.25	26.88	2011/04/26	150,000,000	2010/10/25
26141	KBC Fin Products Int'l Ltd.	BEA European Put Warrants Jun11	0.25	30.88	2011/06/15	58,000,000	2010/10/25
26142	KBC Fin Products Int'l Ltd.	CPIC European Put Warrants May11	0.25	29.8	2011/05/17	88,000,000	2010/10/25
26139	KBC Fin Products Int'l Ltd.	MTRC European Wts Jun 2011	0.25	34.88	2011/06/01	58,000,000	2010/10/25
26143	KBC Fin Products Int'l Ltd.	MTRC European Put Warrants Jun11	0.25	26.8	2011/06/22	58,000,000	2010/10/25
26140	KBC Fin Products Int'l Ltd.	Wharf European Put Wts Jun11	0.25	45	2011/06/17	58,000,000	2010/10/25
26092	Macquarie Bank Ltd.	BOCL European Warrants Apr 2011	0.252	5.50 per unit	2011/04/26	150,000,000	2010/10/25
26096	Macquarie Bank Ltd.	BOCL European Put Warrants Apr 2011	0.255	4 per unit	2011/04/26	100,000,000	2010/10/25
26134	RB of Scotland N.V.	CC Bank European Warrants May 2011 A	0.423	8.38 per unit	2011/05/05	100,000,000	2010/10/25
26136	RB of Scotland N.V.	CNOOC European Warrants Jun 2011 B	0.152	17.888	2011/06/20	200,000,000	2010/10/25
26135	RB of Scotland N.V.	Sinopec Corp European Warrants May 11A	0.481	8.38 per unit	2011/05/04	100,000,000	2010/10/25
26137	RB of Scotland N.V.	HKEx European Warrants Jun 2011 B	0.25	208.88 per 100 units	2011/06/07	200,000,000	2010/10/25
26138	RB of Scotland N.V.	ICBC European Warrants Jun 2011 A	0.409	6.88 per unit	2011/06/07	100,000,000	2010/10/25
26102	SGA Societe Generale Acceptance N.V.	HSI Eur Wt Apr 2011 C	0.25	23,600 per 8,000 units	2011/04/28	300,000,000	2010/10/25
26103	SGA Societe Generale Acceptance N.V.	HSI Eur Wt Apr 2011 D	0.16	24,600 per 8,000 units	2011/04/28	300,000,000	2010/10/25
26104	SGA Societe Generale Acceptance N.V.	HSI Eu Put Wt Apr 11B	0.25	24,000 per 9,000 units	2011/04/28	300,000,000	2010/10/25
26105	SGA Societe Generale Acceptance N.V.	Tencent Eu Wt Jul 11	0.25	208 per 100 units	2011/07/18	150,000,000	2010/10/25
26122	UBS AG	BOCL European Warrants May 2011 A	0.25	5 per unit	2011/05/11	200,000,000	2010/10/25
26128	UBS AG	CM Bank European Warrants Jun 2011	0.25	26.38	2011/06/22	100,000,000	2010/10/25
26123	UBS AG	China National Building European Warrants Apr 2011	0.25	25.88	2011/04/27	100,000,000	2010/10/25
26124	UBS AG	CNOOC European Warrants Apr 2011	0.25	18.38	2011/04/27	100,000,000	2010/10/25
26125	UBS AG	Dongfeng Motor European Warrants Apr 2011	0.25	20.88	2011/04/27	100,000,000	2010/10/25
26121	UBS AG	Hutchison European Put Warrants Apr 2011	0.25	68.88	2011/04/27	100,000,000	2010/10/25
26126	UBS AG	Jiangxi Copper European Warrants Jun 2011 A	0.25	26.88	2011/06/14	100,000,000	2010/10/25
26127	UBS AG	Yanzhou Coal European Wts Apr 2011	0.25	26.38	2011/04/27	100,000,000	2010/10/25
20451 <sup>#</sup>	Macquarie Bank Ltd.	China Unicom European Wts Dec 2010 A	0.084	11.5	2010/12/30	200,000,000	2010/10/25
21789 <sup>#</sup>	Credit Suisse AG	A50 China European Warrants Jan 2011 A	0.059	14.98	2011/01/17	300,000,000	2010/10/25
23834 <sup>#</sup>	KBC Fin Products Int'l Ltd.	Ch Mobile Euro Wt Feb 2011 A	0.265	88.8	2011/02/08	100,000,000	2010/10/25
24081 <sup>#</sup>	UBS AG	China Mobile European Warrants Feb 2011 B	0.204	93.88	2011/02/28	200,000,000	2010/10/25
22298 <sup>#</sup>	UBS AG	HSI European Warrants Dec 2010 A	0.103	23,800 per 9,000 units	2010/12/30	200,000,000	2010/10/25
26181	BNP Paribas Arbit Issu B.V.	C Transmission Euro Wts Nov11	0.25	22.88	2011/11/01	100,000,000	2010/10/26
26182	BNP Paribas Arbit Issu B.V.	CPIC European Warrants Aug 11	0.25	36.88	2011/08/01	100,000,000	2010/10/26
26183	BNP Paribas Arbit Issu B.V.	GCL-Poly Energy Euro Wts May11	0.3	2.86 per unit	2011/05/03	100,000,000	2010/10/26
26184	BNP Paribas Arbit Issu B.V.	Shanghai Electric Eu Wts Jul13	0.25	4.5	2013/07/02	100,000,000	2010/10/26

## Newly listed derivative warrants (continued)

Code	Issuer	Name of issue	Issue prices (HK\$)	Strike level/ Subscription price (HK\$) per 10 units	Subscription/ exercise period	Unit issued on initial listing	Listing date
26166	Citigroup Global Mkt H Inc.	BankComm European Wts Apr 2011	0.6	9.588 per unit	2011/04/07	100,000,000	2010/10/26
26168	Citigroup Global Mkt H Inc.	CM Bank European Wts Apr 2011	0.25	24.48	2011/04/28	100,000,000	2010/10/26
26167	Citigroup Global Mkt H Inc.	Cathay Pacific Eur Wt May 11B	0.25	23.88	2011/05/25	80,000,000	2010/10/26
26169	Citigroup Global Mkt H Inc.	CPIC European Warrants Jun 11	0.25	35.88	2011/06/07	80,000,000	2010/10/26
26192	Deutsche Bank AG	Bank of EA European Warrants Apr 2011	0.25	37	2011/04/26	100,000,000	2010/10/26
26185	Deutsche Bank AG	BOCL European Warrants Feb 2011	0.27	4.68 per unit	2011/02/21	200,000,000	2010/10/26
26188	Deutsche Bank AG	China Unicom European Warrants Aug 2011	0.15	12	2011/08/22	150,000,000	2010/10/26
26190	Deutsche Bank AG	CITIC Pacific European Warrants May 2011	0.25	21	2011/05/23	80,000,000	2010/10/26
26186	Deutsche Bank AG	China Mobile European Warrants Apr 2011 B	0.25	102	2011/04/26	200,000,000	2010/10/26
26189	Deutsche Bank AG	COSCO Pacific European Warrants Jul 2011	0.17	13.2	2011/07/25	100,000,000	2010/10/26
26187	Deutsche Bank AG	Sinopec Corp European Warrants Oct 2011	0.16	6.2	2011/10/03	150,000,000	2010/10/26
26191	Deutsche Bank AG	PetroChina European Warrants May 2011 B	0.39	12 per unit	2011/05/09	150,000,000	2010/10/26
26170	Goldman Sachs SP (Asia)	HKEx European Warrants Oct 2011	0.17	200 per 100 units	2011/10/04	200,000,000	2010/10/26
26171	HK Bank	BOCL European Warrants Apr 2011	0.25	5.28 per unit	2011/04/26	100,000,000	2010/10/26
26173	HK Bank	CC Bank European Warrants Apr 2011	0.25	9 per unit	2011/04/26	100,000,000	2010/10/26
26174	HK Bank	CC Bank European Warrants Oct 2015	0.25	9.38	2015/10/19	200,000,000	2010/10/26
26175	HK Bank	CC Bank European Put Warrants Apr 2011	0.25	6.68 per unit	2011/04/26	100,000,000	2010/10/26
26172	HK Bank	Ch Comm Cons European Warrants Apr 2011	0.25	9.38 per unit	2011/04/26	80,000,000	2010/10/26
26176	HK Bank	Minsheng Bank European Warrants Apr 2011	0.25	8.60 per unit	2011/04/26	80,000,000	2010/10/26
26179	HK Bank	CNOOC European Put Warrants Aug 2011	0.25	14.5	2011/08/18	120,000,000	2010/10/26
26177	HK Bank	Sinopec Corp European Warrants Apr 2011	0.25	8.38 per unit	2011/04/26	100,000,000	2010/10/26
26178	HK Bank	Sinopec Corp European Warrants Oct 2015	0.25	9.5	2015/10/19	200,000,000	2010/10/26
26195	KBC Fin Products Int'l Ltd.	BOCL European Wts May 2011 A	0.25	5.28 per unit	2011/05/04	158,000,000	2010/10/26
26199	KBC Fin Products Int'l Ltd.	Ch COSCO Euro Put Wts Aug11	0.25	9.78	2011/08/15	58,000,000	2010/10/26
26200	KBC Fin Products Int'l Ltd.	China Life Eur Put Wt May 11B	0.25	33	2011/05/18	128,000,000	2010/10/26
26201	KBC Fin Products Int'l Ltd.	Minsheng Bank Eu Put Wts May11	0.25	6.38 per unit	2011/05/17	58,000,000	2010/10/26
26205	KBC Fin Products Int'l Ltd.	CNOOC Euro Put Wts Jun 2011 B	0.15	14.78	2011/06/10	88,000,000	2010/10/26
26202	KBC Fin Products Int'l Ltd.	Sinopec Corp Eu Put Wt May 11	0.25	6.68 per unit	2011/05/13	80,000,000	2010/10/26
26203	KBC Fin Products Int'l Ltd.	China Shenhua Eu Put Wts Jun11	0.25	32.8	2011/06/15	58,000,000	2010/10/26
26204	KBC Fin Products Int'l Ltd.	R&F Ppt Euro Put Wts Jun11	0.25	11.38	2011/06/23	58,000,000	2010/10/26
26197	KBC Fin Products Int'l Ltd.	HSCEI Euro Wts Apr 2011 A	0.25	13,800 per 6,800 units	2011/04/28	100,000,000	2010/10/26
26206	KBC Fin Products Int'l Ltd.	HSCEI Euro Put Wts Apr 2011	0.25	13,600 per 6,800 units	2011/04/28	100,000,000	2010/10/26
26198	KBC Fin Products Int'l Ltd.	HSI European Wts Apr 2011 C	0.25	25,200 per 8,500 units	2011/04/28	200,000,000	2010/10/26
26207	KBC Fin Products Int'l Ltd.	HSI Euro Put Wts Apr 2011 E	0.27	24,800 per 8,000 units	2011/04/28	200,000,000	2010/10/26
26196	KBC Fin Products Int'l Ltd.	PetroChina Euro Wts May 2011 B	0.25	12.08 per unit	2011/05/03	128,000,000	2010/10/26
26161	Macquarie Bank Ltd.	CM Bank European Warrants Jun 2011	0.255	27	2011/06/02	250,000,000	2010/10/26
26165	Macquarie Bank Ltd.	CM Bank European Put Warrants Jun 2011	0.349	22	2011/06/02	250,000,000	2010/10/26
26160	Macquarie Bank Ltd.	Ch Ship Cont European Warrants May 11	0.251	3.98 per unit	2011/05/04	100,000,000	2010/10/26
26162	Macquarie Bank Ltd.	HKEx European Warrants Aug 2011 B	0.25	218.88 per 100 units	2011/08/02	300,000,000	2010/10/26
26164	Macquarie Bank Ltd.	HKEx European Put Warrants May 2011 B	0.33	180 per 100 units	2011/05/04	300,000,000	2010/10/26
26180	Macquarie Bank Ltd.	Jiangxi Copper European Put Wts Jun11	0.255	20	2011/06/02	200,000,000	2010/10/26
26163	Macquarie Bank Ltd.	Sinopharm European Warrants Jun 2011	0.25	38.88	2011/06/02	200,000,000	2010/10/26
26150	Merrill Lynch Int'l & Co. C.V.	Ch Mobile Eur Wt Mar 2011 A	0.465	85.89	2011/03/15	100,000,000	2010/10/26

## Newly listed derivative warrants (continued)

Code	Issuer	Name of issue	Issue prices (HK\$)	Strike level/ Subscription price (HK\$) per 10 units	Subscription/ exercise period	Unit issued on initial listing	Listing date
26151	Merrill Lynch Int'l & Co. C.V.	Ch Mobile Eu Put Wt Feb 11	0.152	69.95	2011/02/22	100,000,000	2010/10/26
26149	Merrill Lynch Int'l & Co. C.V.	Ch Life Eur Put Wt Apr 2011	0.285	33.88	2011/04/28	100,000,000	2010/10/26
26153	Merrill Lynch Int'l & Co. C.V.	CNOOC European Wts Jun 11C	0.15	17.89	2011/06/20	100,000,000	2010/10/26
26152	Merrill Lynch Int'l & Co. C.V.	Sinopec Euro Wts Mar 2011	0.59	7.69 per unit	2011/03/31	100,000,000	2010/10/26
26154	Merrill Lynch Int'l & Co. C.V.	HKEx Euro Wts May 2011 D	0.15	184.89 per 100 units	2011/05/06	100,000,000	2010/10/26
26155	Merrill Lynch Int'l & Co. C.V.	HKEx Euro Wts Jul 2011 B	0.152	198.89 per 100 units	2011/07/20	100,000,000	2010/10/26
26156	Merrill Lynch Int'l & Co. C.V.	HSBC Euro Wts Feb 2011 C	0.155	92.89	2011/02/10	100,000,000	2010/10/26
26159	Merrill Lynch Int'l & Co. C.V.	HSI European Warrants May11A	0.15	24,800 per 8,000 units	2011/05/30	150,000,000	2010/10/26
26157	Merrill Lynch Int'l & Co. C.V.	ICBC European Wts Feb 2011	0.196	7.09 per unit	2011/02/07	100,000,000	2010/10/26
26158	Merrill Lynch Int'l & Co. C.V.	ICBC European Wts Mar 2011B	0.365	6.69 per unit	2011/03/01	100,000,000	2010/10/26
26193	Standard Chartered Bank	HSBC European Warrants Jun 2011 A	0.265	108	2011/06/28	100,000,000	2010/10/26
23333 <sup>#</sup>	UBS AG	China Life European Warrants Jan 2011 A	0.07	41.88	2011/01/10	300,000,000	2010/10/26
26208	Barclays Bank plc	Bank of EA European Warrants May 2011	0.25	38.88	2011/05/30	100,000,000	2010/10/27
26209	Barclays Bank plc	China Mobile European Wts Jun 2011	0.25	98.88	2011/06/07	100,000,000	2010/10/27
26211	Barclays Bank plc	CNOOC European Put Warrants Jun 2011 B	0.15	15.38	2011/06/20	100,000,000	2010/10/27
26212	Barclays Bank plc	ICBC European Put Warrants Apr 2011	0.25	5.50 per unit	2011/04/18	100,000,000	2010/10/27
26210	Barclays Bank plc	SHK Ppt European Put Warrants Dec 2011	0.15	122.50 per 100 units	2011/12/28	120,000,000	2010/10/27
26215	BOCI Asia Ltd.	CC Bank European Warrants Apr 2011	0.275	8.88 per unit	2011/04/26	100,000,000	2010/10/27
26216	BOCI Asia Ltd.	CC Bank European Put Warrants Mar 2011 B	0.15	7.99	2011/03/28	100,000,000	2010/10/27
26228	Credit Suisse AG	China Life European Warrants Feb 2011 D	0.15	39.45	2011/02/21	300,000,000	2010/10/27
26213	Citigroup Global Mkt H Inc.	Bank of EA European Wts May 11	0.25	38.88	2011/05/09	80,000,000	2010/10/27
26214	Citigroup Global Mkt H Inc.	Henganintl European Wts Jun12B	0.15	78.88 per 100 units	2012/06/22	80,000,000	2010/10/27
26221	Deutsche Bank AG	CITIC Bank European Warrants Mar 2011 B	0.28	6.38 per unit	2011/03/07	100,000,000	2010/10/27
26225	Deutsche Bank AG	CITIC Pacific European Warrants Jun 2011	0.25	25	2011/06/07	80,000,000	2010/10/27
26222	Deutsche Bank AG	China Life European Warrants May 2011 A	0.25	43	2011/05/16	400,000,000	2010/10/27
26223	Deutsche Bank AG	Ch LongYuan European Warrants Dec 2011 B	0.15	8.88	2011/12/19	80,000,000	2010/10/27
26224	Deutsche Bank AG	CPIC European Warrants May 2011	0.25	36	2011/05/17	80,000,000	2010/10/27
26226	Deutsche Bank AG	Gome European Warrants Mar 2011	0.27	3 per unit	2011/03/14	80,000,000	2010/10/27
26227	Deutsche Bank AG	MTRC European Warrants May 2011 B	0.25	33	2011/05/30	80,000,000	2010/10/27
26218	Goldman Sachs SP (Asia)	Sinopec Corp European Wts Apr 2011	0.49	8.28 per unit	2011/04/28	200,000,000	2010/10/27
26230	KBC Fin Products Int'l Ltd.	China Life Euro Wts May 2011 D	0.25	36.98	2011/05/17	188,000,000	2010/10/27
26231	KBC Fin Products Int'l Ltd.	China Life Euro Wts May 2011 E	0.25	42.88	2011/05/16	188,000,000	2010/10/27
26194	Merrill Lynch Int'l & Co. C.V.	HSCEI European Wts Dec 2011	0.17	14,250 per 8,000 units	2011/12/29	100,000,000	2010/10/27
26217	Standard Chartered Bank	A50 China European Warrants Oct 11	0.15	17.38	2011/10/28	200,000,000	2010/10/27
26229	UBS AG	China Life European Warrants Apr 2011 A	0.25	38.68	2011/04/27	300,000,000	2010/10/27
26220	UBS AG	China Mobile European Warrants Apr 2011 B	0.3	90.88	2011/04/19	200,000,000	2010/10/27
26219	UBS AG	A50 China European Warrants Oct 2011	0.15	17.38	2011/10/24	300,000,000	2010/10/27
25753 <sup>#</sup>	Credit Suisse AG	HKEx European Warrants May 2011 A	0.158	184.88 per 100 units	2011/05/16	300,000,000	2010/10/27
26238	Citigroup Global Mkt H Inc.	HSCEI European Wts May 2011	0.25	13,600 per 6,000 units	2011/05/30	80,000,000	2010/10/28
26242	Citigroup Global Mkt H Inc.	HSCEI Euro Put Wts May 2011	0.25	13,000 per 6,000 units	2011/05/30	80,000,000	2010/10/28
26247	Deutsche Bank AG	CM Bank European Warrants Jun 2011	0.17	25.88	2011/06/27	150,000,000	2010/10/28
26248	Deutsche Bank AG	Lenovo European Warrants May 2011	0.39	6.20 per unit	2011/05/03	100,000,000	2010/10/28
26249	Deutsche Bank AG	PetroChina European Warrants Nov 2011	0.15	10	2011/11/14	200,000,000	2010/10/28

## Newly listed derivative warrants (continued)

Code	Issuer	Name of issue	Issue prices (HK\$)	Strike level/ Subscription price (HK\$) per 10 units	Subscription/ exercise period	Unit issued on initial listing	Listing date
26250	Deutsche Bank AG	Tencent Holdings European Warrants Jun 11	0.15	220.18 per 100 units	2011/06/27	200,000,000	2010/10/28
26237	J P Morgan SP BV	China Life European Warrants Apr 2011 C	0.25	42.88	2011/04/28	200,000,000	2010/10/28
26243	KBC Fin Products Int'l Ltd.	Ch Comm Cons Eur Put Wt Jun 11	0.25	9.18	2011/06/08	68,000,000	2010/10/28
26241	KBC Fin Products Int'l Ltd.	China Coal Euro Put Wts Jun11	0.25	13.38	2011/06/15	68,000,000	2010/10/28
26244	Macquarie Bank Ltd.	China Life European Wts Apr 2011	0.251	43	2011/04/29	350,000,000	2010/10/28
26245	Macquarie Bank Ltd.	China Life European Put Wts Jun 2011	0.334	32.88	2011/06/03	350,000,000	2010/10/28
26246	Macquarie Bank Ltd.	Minsheng Bank European Warrants Feb11B	0.157	8.49 per unit	2011/02/22	100,000,000	2010/10/28
26232	CC Rabobank B.A.	Agricultural Bk European Warrants Apr 11	0.25	4.70 per unit	2011/04/28	150,000,000	2010/10/28
26233	CC Rabobank B.A.	CC Bank European Warrants Mar 2011	0.37	8.29 per unit	2011/03/28	150,000,000	2010/10/28
26234	CC Rabobank B.A.	Huaneng Power European Warrants Mar 2011	0.161	5.50 per unit	2011/03/02	75,000,000	2010/10/28
26235	CC Rabobank B.A.	Hutchison European Warrants May 2011 B	0.51	90	2011/05/16	150,000,000	2010/10/28
26236	CC Rabobank B.A.	Jiangxi Copper European Warrants Apr 2011	0.25	24.4	2011/04/28	75,000,000	2010/10/28
26239	UBS AG	Alibaba European Warrants May 2011 A	0.25	16.88	2011/05/17	100,000,000	2010/10/28
26240	UBS AG	Ping An European Warrants Apr 2011	0.25	98.88	2011/04/28	100,000,000	2010/10/28
21789*	Credit Suisse AG	A50 China European Warrants Jan 2011 A	0.059	14.98	2011/01/17	500,000,000	2010/10/28
25480*	SGA Societe Generale Acceptance N.V.	HSBC Eu Wt Feb 2011 D	0.163	92.7	2011/02/14	180,000,000	2010/10/28
26272	Credit Suisse AG	BOCL European Warrants Apr 2011 B	0.25	5.328 per unit	2011/04/29	300,000,000	2010/10/29
26271	Credit Suisse AG	CPIC European Warrants Feb 2011 B	0.15	37.98	2011/02/21	300,000,000	2010/10/29
26269	Credit Suisse AG	Hutchison European Warrants May 2011 A	0.25	102.88	2011/05/30	300,000,000	2010/10/29
26268	Credit Suisse AG	Hutchison European Warrants Mar 2012 A	0.25	78.88 per 100 units	2012/03/26	300,000,000	2010/10/29
26270	Credit Suisse AG	Sinopharm European Warrants Mar 2011	0.15	33.98	2011/03/14	200,000,000	2010/10/29
26253	Citigroup Global Mkt H Inc.	CHALCO European Warrants Apr11	0.25	10.38 per unit	2011/04/29	80,000,000	2010/10/29
26254	Citigroup Global Mkt H Inc.	Minsheng Bank Euro Wts Jun 11	0.25	8.48 per unit	2011/06/20	80,000,000	2010/10/29
26255	Citigroup Global Mkt H Inc.	CNBM European Warrants Apr 11	0.15	24.88	2011/04/15	100,000,000	2010/10/29
26256	Citigroup Global Mkt H Inc.	Geely Auto European Wts Jul11	0.25	5 per unit	2011/07/18	80,000,000	2010/10/29
26257	Citigroup Global Mkt H Inc.	Hutchison Euro Wts May 2011	0.25	99	2011/05/30	80,000,000	2010/10/29
26258	Citigroup Global Mkt H Inc.	Swire Pacific A Euro Wts Mar12	0.25	122.88 per 100 units	2012/03/28	80,000,000	2010/10/29
26266	Deutsche Bank AG	BBMG European Warrants Dec 2011	0.25	14	2011/12/28	80,000,000	2010/10/29
26267	Deutsche Bank AG	China Railway European Warrants Oct 2011	0.15	6.15	2011/10/11	80,000,000	2010/10/29
26264	Goldman Sachs SP (Asia)	China Life Euro Wts Feb 2011	0.19	38.88	2011/02/21	200,000,000	2010/10/29
26265	Goldman Sachs SP (Asia)	China Life Euro Wts Jun 2011 A	0.25	42	2011/06/13	200,000,000	2010/10/29
26275	KBC Fin Products Int'l Ltd.	Hutchison Euro Wts Apr 2011 C	0.25	93.98	2011/04/15	128,000,000	2010/10/29
26276	Macquarie Bank Ltd.	CRCC European Warrants Aug 2011	0.151	11.86	2011/08/15	200,000,000	2010/10/29
26277	Standard Chartered Bank	BOCL European Warrants Apr 2011	0.25	5.30 per unit	2011/04/29	100,000,000	2010/10/29
26278	Standard Chartered Bank	CC Bank European Warrants Apr 2011	0.265	8.99 per unit	2011/04/29	100,000,000	2010/10/29
26259	SGA Societe Generale Acceptance N.V.	CLife Eu Wt Feb 2011D	0.15	40.7	2011/02/07	300,000,000	2010/10/29
26260	SGA Societe Generale Acceptance N.V.	CLife Eu Wt Apr 2011B	0.48	33.95	2011/04/06	300,000,000	2010/10/29
26261	SGA Societe Generale Acceptance N.V.	CLife Eu Wt Apr 2011C	0.4	35.65	2011/04/20	300,000,000	2010/10/29
26262	SGA Societe Generale Acceptance N.V.	CLife Eu Wt May 2011A	0.25	41.4	2011/05/18	300,000,000	2010/10/29
26263	SGA Societe Generale Acceptance N.V.	HKEx Eu Wt May 2011 A	0.17	184.88 per 100 units	2011/05/09	300,000,000	2010/10/29
26251	SGA Societe Generale Acceptance N.V.	ICBC Eu Wt Feb 2011 B	0.21	7.08 per unit	2011/02/09	120,000,000	2010/10/29
26252	SGA Societe Generale Acceptance N.V.	ICBC Eu Wt Mar 2011 B	0.27	7 per unit	2011/03/07	120,000,000	2010/10/29
26274	UBS AG	Hutchison European Warrants Oct 2012	0.25	108.88 per 100 units	2012/10/22	500,000,000	2010/10/29

## Newly listed derivative warrants (continued)

Code	Issuer	Name of issue	Issue prices (HK\$)	Strike level/ Subscription price (HK\$) per 10 units	Subscription/ exercise period	Unit issued on initial listing	Listing date
26273	UBS AG	Hutchison European Warrants Apr 2011 D	0.25	103.88	2011/04/29	200,000,000	2010/10/29
26308	HK Bank	AIA European Warrants Sep 2011	0.25	24.88	2011/09/15	160,000,000	2010/10/29
26306	HK Bank	AIA European Warrants Apr 2011 A	0.25	21.88	2011/04/29	160,000,000	2010/10/29
26307	HK Bank	AIA European Warrants Apr 2011 B	0.25	22.88	2011/04/29	160,000,000	2010/10/29
26309	KBC Fin Products Int'l Ltd.	AIA European Put Warrants Apr11	0.25	19.8	2011/04/29	188,000,000	2010/10/29
26303	KBC Fin Products Int'l Ltd.	AIA European Warrants Apr 11A	0.25	19.68	2011/04/29	208,000,000	2010/10/29
26304	KBC Fin Products Int'l Ltd.	AIA European Warrants Apr 11B	0.25	21.88	2011/04/29	208,000,000	2010/10/29
26305	KBC Fin Products Int'l Ltd.	AIA European Warrants Apr 11C	0.25	23.98	2011/04/29	188,000,000	2010/10/29
26302	CC Rabobank B.A.	AIA European Warrants Jul 2011	0.31	25	2011/07/28	150,000,000	2010/10/29
26300	CC Rabobank B.A.	AIA European Warrants May 2011 A	0.34	21	2011/05/06	150,000,000	2010/10/29
26301	CC Rabobank B.A.	AIA European Warrants May 2011 B	0.33	23	2011/05/30	150,000,000	2010/10/29
20573 <sup>#</sup>	Macquarie Bank Ltd.	HSBC European Warrants Dec 2010 C	0.043	90	2010/12/02	300,000,000	2010/10/29
22849 <sup>#</sup>	SGA Societe Generale Acceptance N.V.	BYD Euro Wts May 2011	0.079	60.88 per 100 units	2011/05/23	200,000,000	2010/10/29
26284	BOCI Asia Ltd.	WISE CSI European Warrants May 2011	0.25	44	2011/05/16	100,000,000	2010/11/01
26281	BOCI Asia Ltd.	Dongfeng Motor European Warrants Jun 2011	0.25	21.28	2011/06/07	100,000,000	2010/11/01
26285	BOCI Asia Ltd.	A50 China European Warrants Jun 2011 B	0.15	15.2	2011/06/29	100,000,000	2010/11/01
26282	BOCI Asia Ltd.	HKEx European Warrants Nov 2011	0.25	208 per 100 units	2011/11/07	300,000,000	2010/11/01
26283	BOCI Asia Ltd.	HKEx European Put Warrants Jul 2011	0.25	165 per 100 units	2011/07/04	300,000,000	2010/11/01
26288	BNP Paribas Arbit Issu B.V.	Air China Euro Wts Jan 2012	0.27	13.28	2012/01/03	100,000,000	2010/11/01
26289	BNP Paribas Arbit Issu B.V.	BYD European Warrants May 2011	0.54	68.88	2011/05/03	100,000,000	2010/11/01
26290	BNP Paribas Arbit Issu B.V.	HKEx European Wts Oct 2011	0.25	210 per 100 units	2011/10/04	100,000,000	2010/11/01
26287	Deutsche Bank AG	Tencent Holdings European Warrants Apr11C	0.15	198 per 100 units	2011/04/04	300,000,000	2010/11/01
10015	Deutsche Bank AG	USD/YEN European Warrants May 2011	0.25	85 per 1 units	2011/05/16	50,000,000	2010/11/01
10019	Deutsche Bank AG	USD/YEN European Put Warrants May 2011	0.25	76 per 1 units	2011/05/16	50,000,000	2010/11/01
26279	Macquarie Bank Ltd.	Geely Auto European Warrants May 2011B	0.366	5 per unit	2011/05/03	200,000,000	2010/11/01
26280	Macquarie Bank Ltd.	Geely Auto European Warrants May 2011C	0.255	5.50 per unit	2011/05/03	200,000,000	2010/11/01
26286	Macquarie Bank Ltd.	PICC P&C European Warrants Nov 2011	0.251	15	2011/11/02	188,000,000	2010/11/01
26291	Macquarie Bank Ltd.	Yanzhou Coal European Wts Jun 2011 B	0.25	32	2011/06/15	150,000,000	2010/11/01
26295	CC Rabobank B.A.	China Coal European Warrants Jun 2011 B	0.183	16.88	2011/06/27	138,000,000	2010/11/01
26296	CC Rabobank B.A.	China Shenhua European Warrants Jun 2011	0.33	40.8	2011/06/10	80,000,000	2010/11/01
26298	CC Rabobank B.A.	Sino Biopharm European Warrants May 2011	0.42	3.80 per unit	2011/05/30	80,000,000	2010/11/01
26297	CC Rabobank B.A.	Sinopharm European Warrants May 2011	0.43	32.8	2011/05/30	80,000,000	2010/11/01
26299	CC Rabobank B.A.	Yanzhou Coal European Warrants Jun 2011	0.255	26.88	2011/06/10	85,000,000	2010/11/01
26294	RB of Scotland N.V.	Cheung Kong European Warrants Oct 2012	0.166	130.08 per 100 units	2012/10/09	200,000,000	2010/11/01
26292	UBS AG	CPIC European Warrants May 2011 A	0.25	37.38	2011/05/17	100,000,000	2010/11/01
26293	UBS AG	A50 China European Warrants Sep 2011	0.15	16.88	2011/09/22	300,000,000	2010/11/01
25770 <sup>#</sup>	KBC Fin Products Int'l Ltd.	HKEx European Warrants May 11	0.18	178 per 100 units	2011/05/05	200,000,000	2010/11/01
25780 <sup>#</sup>	UBS AG	HKEx European Warrants Jun 2011 B	0.099	203.88 per 100 units	2011/06/14	300,000,000	2010/11/01
22298 <sup>#</sup>	UBS AG	HSI European Warrants Dec 2010 A	0.068	23,800 per 9,000 units	2010/12/30	400,000,000	2010/11/01
26313	Barclays Bank plc	Agricultural Bk European Put Wts Jul 11	0.25	3.60 per unit	2011/07/11	100,000,000	2010/11/02
26310	Barclays Bank plc	China Life European Warrants Jun 2011	0.25	40	2011/06/20	120,000,000	2010/11/02
26314	Barclays Bank plc	China Life European Put Wts Jun 2011	0.25	32	2011/06/20	120,000,000	2010/11/02
26311	Barclays Bank plc	Hutchison European Warrants Mar 2012	0.25	78.88 per 100 units	2012/03/26	200,000,000	2010/11/02

## Newly listed derivative warrants (continued)

Code	Issuer	Name of issue	Issue prices (HK\$)	Strike level/ Subscription price (HK\$) per 10 units	Subscription/ exercise period	Unit issued on initial listing	Listing date
26312	Barclays Bank plc	Hutchison European Warrants Oct 2012	0.25	108.88 per 100 units	2012/10/22	200,000,000	2010/11/02
26320	BNP Paribas Arbit Issu B.V.	Chi Res Land Euro Wts Aug 11	0.25	16.9	2011/08/01	100,000,000	2010/11/02
26321	BNP Paribas Arbit Issu B.V.	A50 China Euro Wts Aug 2012	0.25	15.9	2012/08/01	100,000,000	2010/11/02
26325	Credit Suisse AG	Sinopec Corp European Warrants May 2011 A	0.25	8.78 per unit	2011/05/03	300,000,000	2010/11/02
26326	Credit Suisse AG	China Shenhua European Warrants Apr 2011 A	0.15	38.9	2011/04/11	200,000,000	2010/11/02
26323	Credit Suisse AG	A50 China European Warrants Jun 2011 D	0.15	15.2	2011/06/27	300,000,000	2010/11/02
26324	Credit Suisse AG	A50 China European Warrants Sep 2011 A	0.15	16.9	2011/09/27	300,000,000	2010/11/02
26327	Credit Suisse AG	Sinopharm European Warrants Feb 2011	0.15	35	2011/02/14	200,000,000	2010/11/02
26340	Citigroup Global Mkt H Inc.	BOCL European Wts Jun 2011	0.25	5 per unit	2011/06/07	80,000,000	2010/11/02
26341	Citigroup Global Mkt H Inc.	China Agri European Wts Oct 11	0.25	12.88	2011/10/31	80,000,000	2010/11/02
26342	Citigroup Global Mkt H Inc.	China Life Euro Wts May 2011	0.25	38.8	2011/05/30	120,000,000	2010/11/02
26318	Citigroup Global Mkt H Inc.	China Shenhua Eur Wts May 2011	0.25	44.88	2011/05/26	100,000,000	2010/11/02
26343	Citigroup Global Mkt H Inc.	Fushan Energy Euro Wt May 2011	0.25	6.99 per unit	2011/05/03	75,000,000	2010/11/02
26322	Citigroup Global Mkt H Inc.	A50 China Euro Wts Jun 2011 B	0.15	15.188	2011/06/22	120,000,000	2010/11/02
26344	Citigroup Global Mkt H Inc.	Greatwall Motor Euro Wts May11	0.25	28.88	2011/05/30	80,000,000	2010/11/02
26345	Citigroup Global Mkt H Inc.	SPDR Gold T European Wts Sep11	0.25	1,118 per 100 units	2011/09/05	80,000,000	2010/11/02
26328	Deutsche Bank AG	Belle Int'l European Warrants Feb 2011	0.15	15	2011/02/28	80,000,000	2010/11/02
26330	Deutsche Bank AG	A50 China European Warrants Oct 2011	0.15	17.38	2011/10/24	200,000,000	2010/11/02
26329	Deutsche Bank AG	Geely Auto European Warrants May 2011 B	0.64	5.20 per unit	2011/05/03	80,000,000	2010/11/02
10016	Deutsche Bank AG	Gold European Put Warrants May 2011	0.25	1,268 per 4,000 units	2011/05/24	50,000,000	2010/11/02
26335	J P Morgan SP BV	CHALCO European Warrants May 2011	0.25	8.88 per unit	2011/05/03	80,000,000	2010/11/02
26319	J P Morgan SP BV	Dongfeng Motor European Warrants May 2011	0.25	21	2011/05/03	100,000,000	2010/11/02
26336	J P Morgan SP BV	Hutchison European Warrants May 2011	0.25	100	2011/05/03	80,000,000	2010/11/02
26316	Macquarie Bank Ltd.	China Bluechem European Warrants Jun12	0.25	7.5	2012/06/04	88,000,000	2010/11/02
26315	Macquarie Bank Ltd.	A50 China European Warrants Sep 2011	0.15	16.88	2011/09/23	300,000,000	2010/11/02
26317	Macquarie Bank Ltd.	China Mengniu European Wts Jul 2011	0.15	30	2011/07/18	188,000,000	2010/11/02
26338	RB of Scotland N.V.	Sinopec Corp European Warrants Aug 11	0.15	7.088	2011/08/01	400,000,000	2010/11/02
26337	RB of Scotland N.V.	A50 China European Warrants Jun 2011 B	0.15	15.188	2011/06/22	250,000,000	2010/11/02
10017	RB of Scotland N.V.	Gold European Warrants May 2011	0.254	1,433 per 5,000 units	2011/05/31	100,000,000	2010/11/02
26339	RB of Scotland N.V.	HSI European Put Warrants Apr 2011 B	0.228	23,300 per 8,000 units	2011/04/28	250,000,000	2010/11/02
26331	UBS AG	BOCL European Warrants Apr 2011	0.15	5.38 per unit	2011/04/18	100,000,000	2010/11/02
26332	UBS AG	BYD European Warrants May 2011 B	0.25	58.88	2011/05/17	100,000,000	2010/11/02
26333	UBS AG	Sinopec Corp European Warrants Apr 2011 B	0.15	8.88 per unit	2011/04/13	100,000,000	2010/11/02
26334	UBS AG	ICBC European Warrants Mar 2011 A	0.15	7.40 per unit	2011/03/23	100,000,000	2010/11/02
24864 <sup>#</sup>	KBC Fin Products Int'l Ltd.	Ping An Euro Put Wts Mar 2011	0.117	62.88	2011/03/15	90,000,000	2010/11/02
21861 <sup>#</sup>	SGA Societe Generale Acceptance N.V.	A50 Ch Eu Wt Jan 11B	0.035	15	2011/01/12	300,000,000	2010/11/02
23638 <sup>#</sup>	SGA Societe Generale Acceptance N.V.	A50 Ch Eu Wt Jun 11A	0.239	11.88	2011/06/08	250,000,000	2010/11/02
26356	BOCI Asia Ltd.	BYD European Warrants Dec 2011	0.15	51.88 per 100 units	2011/12/05	300,000,000	2010/11/03
26357	BOCI Asia Ltd.	China Coal European Warrants Oct 2011	0.25	18.28	2011/10/03	100,000,000	2010/11/03
26358	BOCI Asia Ltd.	China Shenhua European Warrants Jul 2011 A	0.25	48.88	2011/07/04	100,000,000	2010/11/03
26360	BOCI Asia Ltd.	Nine Dragons European Warrants Oct 2011	0.25	15.88	2011/10/10	100,000,000	2010/11/03
26361	BOCI Asia Ltd.	Sinopharm European Warrants Jun 2011	0.25	40	2011/06/03	100,000,000	2010/11/03
26359	BOCI Asia Ltd.	Yurun Food European Warrants Jun 2011 A	0.25	42.88	2011/06/30	100,000,000	2010/11/03

## Newly listed derivative warrants (continued)

Code	Issuer	Name of issue	Issue prices (HK\$)	Strike level/ Subscription price (HK\$) per 10 units	Subscription/ exercise period	Unit issued on initial listing	Listing date
26367	Citigroup Global Mkt H Inc.	Agricultural Bk Eu Wt Jun 2011	0.25	5 per unit	2011/06/03	80,000,000	2010/11/03
26362	Citigroup Global Mkt H Inc.	BYD European Warrants May 2011	0.25	53.88	2011/05/11	100,000,000	2010/11/03
26347	Citigroup Global Mkt H Inc.	A50 China Euro Wts Oct 2011	0.15	17.38	2011/10/21	120,000,000	2010/11/03
26350	Citigroup Global Mkt H Inc.	PetroChina Euro Wts Nov 2011	0.15	10	2011/11/14	100,000,000	2010/11/03
26348	Macquarie Bank Ltd.	Bank of EA European Warrants Jun 2011	0.25	42	2011/06/29	150,000,000	2010/11/03
26349	Macquarie Bank Ltd.	CPIC European Warrants Jun 2011	0.251	40	2011/06/29	150,000,000	2010/11/03
26351	CC Rabobank B.A.	CPIC European Warrants May 2011 B	0.3	36	2011/05/20	88,000,000	2010/11/03
26352	CC Rabobank B.A.	China Ship Dev European Warrants May 2011	0.25	13.6	2011/05/05	168,000,000	2010/11/03
26353	CC Rabobank B.A.	Dongfeng Motor European Warrants May 2011	0.27	20.4	2011/05/13	120,000,000	2010/11/03
26354	CC Rabobank B.A.	Fushan Energy European Warrants Jun 2011	0.55	6.20 per unit	2011/06/01	60,000,000	2010/11/03
26355	CC Rabobank B.A.	Geely Auto European Warrants May 2011 B	0.72	5.20 per unit	2011/05/16	60,000,000	2010/11/03
26346	Standard Chartered Bank	Sinopec Corp European Wts May 2011	0.405	9.10 per unit	2011/05/03	100,000,000	2010/11/03
26363	SGA Societe Generale Acceptance N.V.	HWL Eur Wt May 2011 A	0.26	103.9	2011/05/30	200,000,000	2010/11/03
26365	UBS AG	BYD European Warrants Jun 2011	0.25	46.88	2011/06/14	100,000,000	2010/11/03
26364	UBS AG	BYD European Warrants Oct 2011	0.25	40 per 100 units	2011/10/17	200,000,000	2010/11/03
26366	UBS AG	China Life European Warrants Feb 2011 D	0.2	35.08	2011/02/28	200,000,000	2010/11/03
20626 <sup>#</sup>	Macquarie Bank Ltd.	HSBC European Warrants Apr 2011	0.027	88 per 100 units	2011/04/11	400,000,000	2010/11/03
26305 <sup>#</sup>	KBC Fin Products Int'l Ltd.	AIA European Warrants Apr 11C	0.199	23.98	2011/04/29	250,000,000	2010/11/03
26301 <sup>#</sup>	CC Rabobank B.A.	AIA European Warrants May 2011 B	0.242	23	2011/05/30	350,000,000	2010/11/03
21522 <sup>#</sup>	CC Rabobank B.A.	Minsheng Bank European Warrants Mar 2011	0.05	9.08	2011/03/23	300,000,000	2010/11/03
25479 <sup>#</sup>	SGA Societe Generale Acceptance N.V.	HKEx Eu Wt Jun 2011 B	0.232	160.09 per 100 units	2011/06/01	200,000,000	2010/11/03
26374	BOCI Asia Ltd.	CITBK European Warrants May 2011	0.255	6.88 per unit	2011/05/04	100,000,000	2010/11/04
26375	BOCI Asia Ltd.	Sinopec Corp European Warrants May 2012	0.15	7.8	2012/05/28	100,000,000	2010/11/04
26376	BOCI Asia Ltd.	PetroChina European Warrants Nov 2011	0.15	10	2011/11/24	100,000,000	2010/11/04
26368	Credit Suisse AG	A50 China European Warrants Mar 2011	0.15	14	2011/03/28	300,000,000	2010/11/04
26369	Merrill Lynch Int'l & Co. C.V.	BOCL European Wts Apr 2011B	0.15	5.29 per unit	2011/04/19	70,000,000	2010/11/04
26370	Merrill Lynch Int'l & Co. C.V.	China Life Eu Wt May 2011 A	0.152	42.99	2011/05/09	100,000,000	2010/11/04
26373	Merrill Lynch Int'l & Co. C.V.	HKEx Eur Put Wts Apr 2011	0.25	178.87 per 100 units	2011/04/19	100,000,000	2010/11/04
26371	Merrill Lynch Int'l & Co. C.V.	HKEx Euro Wts May 2011 E	0.15	208.89 per 100 units	2011/05/31	100,000,000	2010/11/04
26372	Merrill Lynch Int'l & Co. C.V.	HKEx Euro Wts Jun 2011 E	0.155	218.89 per 100 units	2011/06/21	100,000,000	2010/11/04
10991 <sup>#</sup>	Deutsche Bank AG	Nikkei 225 Index European Wts Mar 2011	0.185	9,000 per 400 units	2011/03/11	100,000,000	2010/11/04
26307 <sup>#</sup>	HK Bank	AIA European Warrants Apr 2011 B	0.233	22.88	2011/04/29	200,000,000	2010/11/04
25022 <sup>#</sup>	Merrill Lynch Int'l & Co. C.V.	Ch Mobile Eur Wt Feb 2011 A	0.139	90.89	2011/02/15	100,000,000	2010/11/04
23096 <sup>#</sup>	SGA Societe Generale Acceptance N.V.	Ch Mob Eu Wt Jan 11B	0.191	86	2011/01/24	100,000,000	2010/11/04
26395	BNP Paribas Arbit Issu B.V.	BOCL European Wts Aug 2011 A	0.26	5.60 per unit	2011/08/01	100,000,000	2010/11/05
26396	BNP Paribas Arbit Issu B.V.	China Coal Euro Wts Sep 2011	0.25	14.88	2011/09/01	100,000,000	2010/11/05
26397	BNP Paribas Arbit Issu B.V.	China Life Euro Wts Sep 2011	0.25	42.88	2011/09/01	100,000,000	2010/11/05
26398	BNP Paribas Arbit Issu B.V.	Yanzhou Coal Euro Wts Aug 2011	0.27	26.28	2011/08/01	100,000,000	2010/11/05
26394	Citigroup Global Mkt H Inc.	CMOC European Warrants Dec 11	0.25	8.28	2011/12/19	80,000,000	2010/11/05
26387	Deutsche Bank AG	China Overseas European Warrants Mar 2011	0.2	16	2011/03/07	80,000,000	2010/11/05
26388	Deutsche Bank AG	HKEx European Warrants May 2011 D	0.15	190.88 per 100 units	2011/05/03	300,000,000	2010/11/05
26389	Deutsche Bank AG	Maanshan Iron European Warrants May 2011	0.6	4.80 per unit	2011/05/30	80,000,000	2010/11/05
26390	Deutsche Bank AG	Sinopharm European Warrants May 2011	0.45	30	2011/05/09	80,000,000	2010/11/05

## Newly listed derivative warrants (continued)

Code	Issuer	Name of issue	Issue prices (HK\$)	Strike level/ Subscription price (HK\$) per 10 units	Subscription/ exercise period	Unit issued on initial listing	Listing date
26391	Deutsche Bank AG	Zijin Mining European Warrants Dec 2011	0.15	7.88	2011/12/19	80,000,000	2010/11/05
26393	Goldman Sachs SP (Asia)	HSBC European Warrants Mar 2011 A	0.3	88.38	2011/03/14	200,000,000	2010/11/05
26382	HK Bank	Dongfeng Motor European Warrants Apr 2011	0.15	20.38	2011/04/15	120,000,000	2010/11/05
26383	HK Bank	Geely Auto European Warrants May 2011	0.25	5.50 per unit	2011/05/05	100,000,000	2010/11/05
26384	HK Bank	KECL European Warrants May 2011	0.25	12.88 per unit	2011/05/05	100,000,000	2010/11/05
26385	HK Bank	Shanghai Electric European Warrants Jun 2011	0.25	6.08 per unit	2011/06/16	100,000,000	2010/11/05
26386	HK Bank	ZTE European Warrants Sep 2011	0.25	38.88	2011/09/23	120,000,000	2010/11/05
26392	J P Morgan SP BV	Cheung Kong European Warrants Apr 2012	0.25	120.88 per 100 units	2012/04/30	200,000,000	2010/11/05
26401	KBC Fin Products Int'l Ltd.	AIA European Warrants Jun 2011	0.25	28	2011/06/01	238,000,000	2010/11/05
26404	KBC Fin Products Int'l Ltd.	AIA European Put Warrants May11	0.25	21.68	2011/05/09	188,000,000	2010/11/05
26399	KBC Fin Products Int'l Ltd.	AIA European Warrants May 11A	0.25	25.18	2011/05/09	238,000,000	2010/11/05
26400	KBC Fin Products Int'l Ltd.	AIA European Warrants May 11B	0.25	26.68	2011/05/18	238,000,000	2010/11/05
26377	Macquarie Bank Ltd.	Avichina European Warrants May 2011	0.261	5 per unit	2011/05/30	120,000,000	2010/11/05
26378	Macquarie Bank Ltd.	Greatwall Motor European Warrants May11	0.251	30	2011/05/30	250,000,000	2010/11/05
26379	Macquarie Bank Ltd.	LOccitane European Warrants May 2011	0.254	28.88	2011/05/30	250,000,000	2010/11/05
26380	Macquarie Bank Ltd.	Sands China European Warrants May 2011	0.25	20	2011/05/30	200,000,000	2010/11/05
26402	CC Rabobank B.A.	AIA European Warrants May 2011 C	0.25	27	2011/05/06	500,000,000	2010/11/05
26403	CC Rabobank B.A.	China Oilfield European Warrants May 2011	0.25	14.4	2011/05/30	150,000,000	2010/11/05
26405	CC Rabobank B.A.	Renhe Comm European Warrants Jun 2011	0.25	1.70 per unit	2011/06/29	120,000,000	2010/11/05
26406	CC Rabobank B.A.	Tsingtao Brew European Warrants May 2011	0.49	48	2011/05/13	100,000,000	2010/11/05
26407	CC Rabobank B.A.	Wynn Macau European Warrants May 2011	0.25	19.6	2011/05/30	120,000,000	2010/11/05
26381	Standard Chartered Bank	China Life European Warrants Aug 11	0.285	40.88	2011/08/30	100,000,000	2010/11/05
19804 <sup>#</sup>	Citigroup Global Mkt H Inc.	CNPC European Warrants Feb 11	0.046	10.88	2011/02/14	218,000,000	2010/11/05
26302 <sup>#</sup>	CC Rabobank B.A.	AIA European Warrants Jul 2011	0.218	25	2011/07/28	350,000,000	2010/11/05
23662 <sup>#</sup>	CC Rabobank B.A.	KECL European Warrants Jun 2011	0.066	11.4	2011/06/29	170,000,000	2010/11/05
26408	HK Bank	AIA European Warrants May 2011	0.25	26.88	2011/05/09	250,000,000	2010/11/08
26409	HK Bank	AIA European Warrants Jun 2011	0.25	28.88	2011/06/08	250,000,000	2010/11/08
26412	HK Bank	AIA European Put Warrants May 2011	0.25	20.88	2011/05/09	200,000,000	2010/11/08
26425	Macquarie Bank Ltd.	Ch Molybdenum European Wts May 2011	0.25	9.28	2011/05/27	150,000,000	2010/11/08
26429	CC Rabobank B.A.	AIA European Put Warrants May 2011 D	0.25	21	2011/05/09	280,000,000	2010/11/08
26430	CC Rabobank B.A.	AIA European Put Warrants May 2011 E	0.33	23	2011/05/09	280,000,000	2010/11/08
26426	CC Rabobank B.A.	China Coal European Warrants May 2011	0.25	14.3	2011/05/24	150,000,000	2010/11/08
26427	CC Rabobank B.A.	Sands China European Warrants May 2011	0.25	18.4	2011/05/30	138,000,000	2010/11/08
26428	CC Rabobank B.A.	SJM Holdings European Warrants May 2011	0.25	12.8	2011/05/24	180,000,000	2010/11/08
26416	SGA Societe Generale Acceptance N.V.	BOCHK Eur Wt Apr 2011	0.16	27	2011/04/11	100,000,000	2010/11/08
26417	SGA Societe Generale Acceptance N.V.	BOCHK Eur Wt Jul 2011	0.15	30.88	2011/07/04	100,000,000	2010/11/08
26418	SGA Societe Generale Acceptance N.V.	BOCHK Eur Wt Aug 2011	0.17	28.88	2011/08/22	100,000,000	2010/11/08
26419	SGA Societe Generale Acceptance N.V.	CTel Eu Wt May 2011	0.15	4.88 per unit	2011/05/16	80,000,000	2010/11/08
26413	SGA Societe Generale Acceptance N.V.	A50 Ch Eu Wt Apr 11B	0.17	13.28	2011/04/11	300,000,000	2010/11/08
26420	SGA Societe Generale Acceptance N.V.	A50 Ch Eu Wt May 11B	0.17	14	2011/05/04	300,000,000	2010/11/08
26421	SGA Societe Generale Acceptance N.V.	A50 Ch Eu Wt Jun 11C	0.15	15.18	2011/06/29	300,000,000	2010/11/08
26414	SGA Societe Generale Acceptance N.V.	A50 Ch Eu Wt Dec 11A	0.19	14.88	2011/12/14	300,000,000	2010/11/08
26415	SGA Societe Generale Acceptance N.V.	A50 Ch Eu Wt Dec 11B	0.2	14.28	2011/12/21	300,000,000	2010/11/08



## Newly listed derivative warrants (continued)

Code	Issuer	Name of issue	Issue prices (HK\$)	Strike level/ Subscription price (HK\$) per 10 units	Subscription/ exercise period	Unit issued on initial listing	Listing date
26410	SGA Societe Generale Acceptance N.V.	HSBC Eu Wt May 11B	0.42	84.88	2011/05/16	120,000,000	2010/11/08
26411	SGA Societe Generale Acceptance N.V.	HSBC Eu Wt May 11C	0.37	86.5	2011/05/25	120,000,000	2010/11/08
26422	UBS AG	BankComm European Warrants Apr 2011	0.3	10 per unit	2011/04/08	100,000,000	2010/11/08
26423	UBS AG	Minsheng Bank European Warrants Apr 2011	0.15	8.60 per unit	2011/04/18	100,000,000	2010/11/08
26424	UBS AG	HKEx European Warrants May 2011 F	0.25	195.88 per 100 units	2011/05/23	300,000,000	2010/11/08
23999 <sup>#</sup>	J P Morgan SP BV	ICBC European Warrants Feb 2011	0.275	7.08 per unit	2011/02/10	200,000,000	2010/11/08
26305 <sup>#</sup>	KBC Fin Products Int'l Ltd.	AIA European Warrants Apr 11C	0.178	23.98	2011/04/29	370,000,000	2010/11/08
24900 <sup>#</sup>	Merrill Lynch Int'l & Co. C.V.	HSI European Put Wts Feb 11J	0.054	22,100 per 10,000 units	2011/02/25	300,000,000	2010/11/08
26439	BNP Paribas Arbit Issu B.V.	Chaoda Modern Euro Wts Nov 12	0.25	6.88	2012/11/01	100,000,000	2010/11/09
26454	BNP Paribas Arbit Issu B.V.	Ch Southern Air Euro Wts Jun13	0.25	6.23	2013/06/03	100,000,000	2010/11/09
26449	Credit Suisse AG	Agricultural Bank European Wts Apr 2011 C	0.15	4.59 per unit	2011/04/26	300,000,000	2010/11/09
26450	Citigroup Global Mkt H Inc.	Alibaba European Warrants May 11	0.15	16.88	2011/05/17	80,000,000	2010/11/09
26451	Citigroup Global Mkt H Inc.	Cheung Kong Eu Put Wt Nov 2011	0.18	123.99 per 100 units	2011/11/11	80,000,000	2010/11/09
26452	Citigroup Global Mkt H Inc.	CNOOC European Wts Jul 2011	0.25	18.88	2011/07/25	100,000,000	2010/11/09
26453	Citigroup Global Mkt H Inc.	Jiangxi Copper Euro Wts Jun 11	0.25	24.88	2011/06/20	80,000,000	2010/11/09
26433	Citigroup Global Mkt H Inc.	Li & Fung European Wts May 11B	0.25	50	2011/05/09	80,000,000	2010/11/09
26445	Goldman Sachs SP (Asia)	CC Bank European Wts Apr 2011	0.45	8.28 per unit	2011/04/04	200,000,000	2010/11/09
26446	Goldman Sachs SP (Asia)	CC Bank European Wts May 2011A	0.38	8.80 per unit	2011/05/16	200,000,000	2010/11/09
26448	Goldman Sachs SP (Asia)	HSI European Put Wts Apr 2011 A	0.177	23,000 per 8,500 units	2011/04/28	200,000,000	2010/11/09
26447	Goldman Sachs SP (Asia)	HSI European Warrants Mar 2011 E	0.175	24,000 per 8,000 units	2011/03/30	200,000,000	2010/11/09
26436	J P Morgan SP BV	HSI European Warrants May 2011	0.25	23,500 per 8,000 units	2011/05/30	200,000,000	2010/11/09
26440	J P Morgan SP BV	HSI European Put Warrants May 2011	0.25	23,500 per 10,000 units	2011/05/30	200,000,000	2010/11/09
26435	J P Morgan SP BV	ICBC European Warrants May 2011	0.253	7.08 per unit	2011/05/09	120,000,000	2010/11/09
26434	J P Morgan SP BV	ICBC European Warrants Apr 2011 B	0.369	6.50 per unit	2011/04/13	120,000,000	2010/11/09
26432	Macquarie Bank Ltd.	Ch Oilfield European Warrants Jun 2011	0.25	15	2011/06/02	200,000,000	2010/11/09
26437	Macquarie Bank Ltd.	C Transmission European Warrants Aug11	0.254	20	2011/08/01	200,000,000	2010/11/09
26441	Macquarie Bank Ltd.	CITIC Pacific European Warrants Jun 11	0.25	25	2011/06/02	200,000,000	2010/11/09
26438	Macquarie Bank Ltd.	Evergrande European Warrants May 2011	0.25	4.50 per unit	2011/05/30	88,000,000	2010/11/09
26431	Standard Chartered Bank	Tencent Hldg European Wts Oct 2011	0.27	208 per 100 units	2011/10/04	100,000,000	2010/11/09
26442	UBS AG	China Mobile European Warrants Mar 2011 A	0.25	85	2011/03/24	200,000,000	2010/11/09
26443	UBS AG	HSBC European Warrants Apr 2011 B	0.3	84	2011/04/19	200,000,000	2010/11/09
26444	UBS AG	Hutchison European Warrants Jun 2011 A	0.25	94.88	2011/06/14	200,000,000	2010/11/09
25032 <sup>#</sup>	Credit Suisse AG	China Mobile European Warrants Jan 2011 A	0.231	86.9	2011/01/31	300,000,000	2010/11/09
26308 <sup>#</sup>	HK Bank	AIA European Warrants Sep 2011	0.222	24.88	2011/09/15	250,000,000	2010/11/09
25325 <sup>#</sup>	KBC Fin Products Int'l Ltd.	HSBC European Wts Feb 2011 B	0.325	88.9	2011/02/08	180,000,000	2010/11/09
23887 <sup>#</sup>	UBS AG	China Mobile European Warrants Feb 2011 A	0.227	88	2011/02/14	200,000,000	2010/11/09
26494	BNP Paribas Arbit Issu B.V.	Ch Mobile Euro Wts Mar 2011	0.19	93	2011/03/28	100,000,000	2010/11/10
26495	BNP Paribas Arbit Issu B.V.	ICBC European Wts May 2011	0.2	8.01 per unit	2011/05/04	100,000,000	2010/11/10
26504	BNP Paribas Arbit Issu B.V.	ICBC European Wts Jul 2011	0.32	7.60 per unit	2011/07/04	100,000,000	2010/11/10
26498	Credit Suisse AG	Agricultural Bank European Wts Apr 2011 D	0.15	4.91 per unit	2011/04/11	300,000,000	2010/11/10
26501	Credit Suisse AG	HSI European Warrants Apr 2011 D	0.15	25,100 per 8,500 units	2011/04/28	300,000,000	2010/11/10
26496	Credit Suisse AG	HSI European Put Warrants Apr 2011 B	0.15	23,900 per 9,000 units	2011/04/28	300,000,000	2010/11/10
26497	Credit Suisse AG	HSI European Put Warrants Apr 2011 C	0.23	24,900 per 8,000 units	2011/04/28	300,000,000	2010/11/10

## Newly listed derivative warrants (continued)

Code	Issuer	Name of issue	Issue prices (HK\$)	Strike level/ Subscription price (HK\$) per 10 units	Subscription/ exercise period	Unit issued on initial listing	Listing date
26502	Credit Suisse AG	ICBC European Warrants Feb 2015	0.25	7.49	2015/02/23	500,000,000	2010/11/10
26503	Citigroup Global Mkt H Inc.	SHK Ppt European Wts Aug 2011B	0.18	140.88 per 100 units	2011/08/24	80,000,000	2010/11/10
26499	Deutsche Bank AG	ICBC European Warrants May 2011	0.22	8 per unit	2011/05/03	300,000,000	2010/11/10
26457	HK Bank	Ch Ship Cont European Warrants Jun 2011 B	0.25	4.38 per unit	2011/06/16	80,000,000	2010/11/10
26462	HK Bank	HSI European Put Warrants May 2011 E	0.25	22,300 per 8,500 units	2011/05/30	250,000,000	2010/11/10
26456	HK Bank	HSI European Warrants May 2011 B	0.25	24,600 per 8,000 units	2011/05/30	250,000,000	2010/11/10
26458	HK Bank	Jiangxi Copper European Warrants May 2011 B	0.25	27.28	2011/05/20	120,000,000	2010/11/10
26459	HK Bank	PetroChina European Warrants Apr 2011	0.25	12 per unit	2011/04/14	120,000,000	2010/11/10
26460	HK Bank	PICC European Warrants Jul 2011 C	0.25	13.88	2011/07/28	100,000,000	2010/11/10
26461	HK Bank	Renhe Comm European Warrants Oct 2011	0.25	1.88 per unit	2011/10/20	80,000,000	2010/11/10
26505	KBC Fin Products Int'l Ltd.	Agricultural Bk Eu Wt Apr 11D	0.15	4.90 per unit	2011/04/07	198,000,000	2010/11/10
26506	KBC Fin Products Int'l Ltd.	ICBC Euro Put Wts May 2011	0.25	6.18 per unit	2011/05/11	88,000,000	2010/11/10
26491	Macquarie Bank Ltd.	ICBC European Warrants Jul 2011 A	0.269	7.80 per unit	2011/07/05	150,000,000	2010/11/10
26455	Macquarie Bank Ltd.	Sino Land European Warrants Jul 2011	0.25	20	2011/07/04	200,000,000	2010/11/10
26468	CC Rabobank B.A.	CHALCO European Warrants May 2011	0.43	9.80 per unit	2011/05/23	50,000,000	2010/11/10
26463	CC Rabobank B.A.	Shineway Pharm European Warrants May 2011	0.37	31.2	2011/05/18	100,000,000	2010/11/10
26469	CC Rabobank B.A.	Ch Zhongwang European Warrants May 2011	0.53	5.40 per unit	2011/05/23	70,000,000	2010/11/10
26470	CC Rabobank B.A.	GCL-Poly Energy European Wts Jun 2011 A	0.31	2.80 per unit	2011/06/17	120,000,000	2010/11/10
26464	CC Rabobank B.A.	Lee & Man Paper European Warrants Jun 12	0.25	7.4	2012/06/28	300,000,000	2010/11/10
26465	CC Rabobank B.A.	Shimao Ppt European Warrants Oct 2011	0.25	14.8	2011/10/28	150,000,000	2010/11/10
26471	CC Rabobank B.A.	Sino Ocean Land European Warrants Jul 12	0.25	5.6	2012/07/30	300,000,000	2010/11/10
26466	CC Rabobank B.A.	Yuexiu Property European Warrants Jun 11	0.25	2.40 per unit	2011/06/29	120,000,000	2010/11/10
26467	CC Rabobank B.A.	Zhaojin Mining European Warrants May 2011	0.34	28.8	2011/05/20	120,000,000	2010/11/10
26472	CC Rabobank B.A.	Zijin Mining European Warrants Oct 2011	0.25	8.3	2011/10/03	280,000,000	2010/11/10
26500	RB of Scotland N.V.	Sinopec Corp European Warrants May 11B	0.277	9.18 per unit	2011/05/11	100,000,000	2010/11/10
26473	SGA Societe Generale Acceptance N.V.	AGBK Eu Wt Mar 2011	0.21	4.48 per unit	2011/03/14	200,000,000	2010/11/10
26474	SGA Societe Generale Acceptance N.V.	CHALCO Eu Wt Jul 2011	0.15	7.38	2011/07/04	400,000,000	2010/11/10
26475	SGA Societe Generale Acceptance N.V.	CITBK Euro Wt May 11	0.5	6.78 per unit	2011/05/11	50,000,000	2010/11/10
26477	SGA Societe Generale Acceptance N.V.	CLife Eu Wt Apr 2011D	0.17	43	2011/04/20	300,000,000	2010/11/10
26478	SGA Societe Generale Acceptance N.V.	CLife Eu Wt Jun 2011A	0.25	40	2011/06/20	300,000,000	2010/11/10
26479	SGA Societe Generale Acceptance N.V.	CLife Eu Wt Jul 11 A	0.18	44.88	2011/07/25	300,000,000	2010/11/10
26476	SGA Societe Generale Acceptance N.V.	CMB Euro Wts May 2011	0.25	25.88	2011/05/11	200,000,000	2010/11/10
26480	SGA Societe Generale Acceptance N.V.	CPIC Euro Wts Jun 11A	0.25	36.88	2011/06/01	100,000,000	2010/11/10
26481	SGA Societe Generale Acceptance N.V.	Esprit Euro Wts May11	0.25	51.88	2011/05/11	80,000,000	2010/11/10
26483	SGA Societe Generale Acceptance N.V.	HKEx Eu Wt Apr 2011 B	0.15	190.88 per 100 units	2011/04/27	300,000,000	2010/11/10
26485	SGA Societe Generale Acceptance N.V.	HSBC Eu Wt Jun 2011A	0.15	108	2011/06/22	200,000,000	2010/11/10
26484	SGA Societe Generale Acceptance N.V.	HSBC Eu Wt May 2011 D	0.4	85.88	2011/05/11	200,000,000	2010/11/10
26482	SGA Societe Generale Acceptance N.V.	HSI Eur Wt Apr 2011 E	0.15	25,200 per 7,800 units	2011/04/28	300,000,000	2010/11/10
26486	SGA Societe Generale Acceptance N.V.	ICBC Eu Wt Mar 2011 C	0.22	7.40 per unit	2011/03/23	120,000,000	2010/11/10
26487	SGA Societe Generale Acceptance N.V.	ICBC Eu Wt Apr 2011 C	0.15	8 per unit	2011/04/20	120,000,000	2010/11/10
26488	SGA Societe Generale Acceptance N.V.	JIANGC Eu Wts May 2011	0.26	27.88	2011/05/11	200,000,000	2010/11/10
26489	SGA Societe Generale Acceptance N.V.	Sinopharm Eu Wts May11	0.26	36.88	2011/05/11	60,000,000	2010/11/10
26490	SGA Societe Generale Acceptance NV	Zijin Mining Eu Wt Aug 11	0.15	8.88	2011/08/31	300,000,000	2010/11/10

## Newly listed derivative warrants (continued)

Code	Issuer	Name of issue	Issue prices (HK\$)	Strike level/ Subscription price (HK\$) per 10 units	Subscription/ exercise period	Unit issued on initial listing	Listing date
26492	UBS AG	Cheung Kong European Warrants Apr 2011	0.4	142.88	2011/04/11	100,000,000	2010/11/10
26493	UBS AG	SHK Ppt European Warrants Dec 2011	0.15	155.08 per 100 units	2011/12/19	100,000,000	2010/11/10
25755 <sup>#</sup>	Credit Suisse AG	Tencent Holdings European Wts Apr 2011 B	0.114	197.90 per 100 units	2011/04/04	300,000,000	2010/11/10
26304 <sup>#</sup>	KBC Fin Products Int'l Ltd.	AIA European Warrants Apr 11B	0.3	21.88	2011/04/29	200,000,000	2010/11/10
26527	Barclays Bank plc	Agricultural Bank European Wts Jul 2011B	0.25	5.08 per unit	2011/07/18	100,000,000	2010/11/11
26528	Barclays Bank plc	Sinopec Corp European Wts May 2012	0.15	7.8	2012/05/21	150,000,000	2010/11/11
26530	Barclays Bank plc	Sinopec Corp European Put Wts Jul 2011	0.37	6.58 per unit	2011/07/04	100,000,000	2010/11/11
26526	Barclays Bank plc	HSI European Warrants May 2011	0.25	25,900 per 8,000 units	2011/05/30	150,000,000	2010/11/11
26524	Barclays Bank plc	HSI European Warrants Apr 2011 K	0.16	25,000 per 9,000 units	2011/04/28	150,000,000	2010/11/11
26525	Barclays Bank plc	HSI European Warrants Apr 2011 L	0.16	25,500 per 8,000 units	2011/04/28	150,000,000	2010/11/11
26531	Barclays Bank plc	HSI European Put Warrants May 2011 A	0.25	23,900 per 8,500 units	2011/05/30	150,000,000	2010/11/11
26532	Barclays Bank plc	HSI European Put Warrants May 2011 B	0.25	24,400 per 9,000 units	2011/05/30	150,000,000	2010/11/11
26529	Barclays Bank plc	Tencent Holdings European Warrants Sep 11	0.25	213.88 per 100 units	2011/09/12	150,000,000	2010/11/11
26533	Barclays Bank plc	Tencent Holdings European Put Wts Sep11B	0.25	170 per 100 units	2011/09/12	150,000,000	2010/11/11
26563	BNP Paribas Arbit Issu B.V.	Cheung Kong Euro Wt Nov 2012	0.27	128.88 per 100 units	2012/11/01	100,000,000	2010/11/11
26564	BNP Paribas Arbit Issu B.V.	HSI European Wts Oct 2011	0.26	24,500 per 10,000 units	2011/10/28	100,000,000	2010/11/11
26565	BNP Paribas Arbit Issu B.V.	HSI European Wts Nov 2011	0.26	26,800 per 8,000 units	2011/11/29	100,000,000	2010/11/11
26566	BNP Paribas Arbit Issu B.V.	HSI Euro Put Wts Jun 2011	0.25	23,000 per 10,000 units	2011/06/29	100,000,000	2010/11/11
26543	Credit Suisse AG	China Mobile European Warrants Mar 2011A	0.15	92.98	2011/03/14	300,000,000	2010/11/11
26544	Credit Suisse AG	China Mobile European Warrants Apr 2011 A	0.15	98.9	2011/04/29	300,000,000	2010/11/11
26550	Deutsche Bank AG	CITIC Bank European Warrants May 2011	0.35	7 per unit	2011/05/11	80,000,000	2010/11/11
26551	Deutsche Bank AG	HSBC European Warrants Feb 2011 C	0.19	94.88	2011/02/21	300,000,000	2010/11/11
26552	Deutsche Bank AG	HSBC European Warrants Feb 2011 D	0.15	100	2011/02/28	300,000,000	2010/11/11
26553	Deutsche Bank AG	HSBC European Warrants Jun 2011 B	0.22	108	2011/06/21	300,000,000	2010/11/11
26562	Deutsche Bank AG	HSI European Warrants May 2011 C	0.25	26,600 per 8,000 units	2011/05/30	300,000,000	2010/11/11
26554	Deutsche Bank AG	SJM Holdings European Warrants Jun 2011 B	0.25	13.2	2011/06/07	80,000,000	2010/11/11
26547	Goldman Sachs SP (Asia)	HSI European Put Wts May 2011 C	0.25	24,000 per 8,000 units	2011/05/30	200,000,000	2010/11/11
26545	Goldman Sachs SP (Asia)	HSI European Put Wts Mar 2011 F	0.155	23,600 per 10,500 units	2011/03/30	200,000,000	2010/11/11
26546	Goldman Sachs SP (Asia)	HSI European Put Wts Apr 2011 B	0.26	24,600 per 8,000 units	2011/04/28	200,000,000	2010/11/11
26534	HK Bank	Agricultural Bank European Warrants Feb 2011	0.15	4.69 per unit	2011/02/25	120,000,000	2010/11/11
26535	HK Bank	HWL European Warrants Oct 2012	0.15	108.88 per 100 units	2012/10/16	200,000,000	2010/11/11
26536	J P Morgan SP BV	Minsheng Bank European Warrants Feb 2011	0.15	8.28 per unit	2011/02/21	100,000,000	2010/11/11
26537	J P Morgan SP BV	ICBC European Warrants Apr 2011 C	0.15	8 per unit	2011/04/21	200,000,000	2010/11/11
26557	KBC Fin Products Int'l Ltd.	CK(H) Euro Put Wts Nov 2011	0.15	123.98 per 100 units	2011/11/04	108,000,000	2010/11/11
26555	KBC Fin Products Int'l Ltd.	HKEx European Warrants Jun 11A	0.15	208.98 per 100 units	2011/06/01	128,000,000	2010/11/11
26556	KBC Fin Products Int'l Ltd.	Hutchison Euro Wts May 2011 A	0.36	100	2011/05/05	158,000,000	2010/11/11
26539	Macquarie Bank Ltd.	HSCEI European Warrants Jun 2011	0.25	15,400 per 6,000 units	2011/06/29	200,000,000	2010/11/11
26538	Macquarie Bank Ltd.	HSI European Warrants May 2011	0.189	26,000 per 8,000 units	2011/05/30	200,000,000	2010/11/11
26542	Macquarie Bank Ltd.	HSI European Put Warrants May 2011	0.25	24,200 per 9,500 units	2011/05/30	200,000,000	2010/11/11
26540	Macquarie Bank Ltd.	SHK Ppt European Warrants Apr 2011	0.788	160	2011/04/26	75,000,000	2010/11/11
26541	Macquarie Bank Ltd.	SHK Ppt European Put Warrants Jun 2011	0.15	136 per 100 units	2011/06/03	200,000,000	2010/11/11
26507	Merrill Lynch Int'l & Co. C.V.	HSCEI European Wts Apr 11C	0.169	14,200 per 6,000 units	2011/04/28	100,000,000	2010/11/11
26513	Merrill Lynch Int'l & Co. C.V.	HSCEI Euro Put Wts Apr 2011	0.157	13,600 per 6,800 units	2011/04/28	100,000,000	2010/11/11

## Newly listed derivative warrants (continued)

Code	Issuer	Name of issue	Issue prices (HK\$)	Strike level/ Subscription price (HK\$) per 10 units	Subscription/ exercise period	Unit issued on initial listing	Listing date
26511	Merrill Lynch Int'l & Co. C.V.	HSI European Warrants Mar11J	0.203	24,100 per 8,000 units	2011/03/30	200,000,000	2010/11/11
26508	Merrill Lynch Int'l & Co. C.V.	HSI European Warrants Apr11B	0.233	23,900 per 8,000 units	2011/04/28	200,000,000	2010/11/11
26509	Merrill Lynch Int'l & Co. C.V.	HSI European Warrants Apr11C	0.159	24,900 per 9,000 units	2011/04/28	200,000,000	2010/11/11
26510	Merrill Lynch Int'l & Co. C.V.	HSI European Warrants Apr11D	0.151	25,900 per 8,000 units	2011/04/28	200,000,000	2010/11/11
26512	Merrill Lynch Int'l & Co. C.V.	HSI European Warrants May11B	0.15	26,100 per 8,000 units	2011/05/30	200,000,000	2010/11/11
26514	Merrill Lynch Int'l & Co. C.V.	HSI European Put Wts Mar11K	0.15	23,600 per 10,500 units	2011/03/30	200,000,000	2010/11/11
26515	Merrill Lynch Int'l & Co. C.V.	HSI European Put Wts Apr11E	0.152	22,500 per 8,000 units	2011/04/28	200,000,000	2010/11/11
26516	Merrill Lynch Int'l & Co. C.V.	HSI European Put Wts Apr11F	0.167	23,500 per 9,000 units	2011/04/28	200,000,000	2010/11/11
26518	Nomura Int'l plc	BOC HK European Warrants Jul 2011	0.209	26.928	2011/07/25	100,000,000	2010/11/11
26519	Nomura Int'l plc	CNOOC European Warrants Jul 2011 A	0.2	17.38	2011/07/18	100,000,000	2010/11/11
26520	Nomura Int'l plc	Sinopec European Warrants May 2012	0.15	7.81	2012/05/21	250,000,000	2010/11/11
26517	Nomura Int'l plc	HKEx European Warrants Apr 2011	0.15	190.98 per 100 units	2011/04/18	300,000,000	2010/11/11
26521	Nomura Int'l plc	HKEx European Warrants Jul 2011 B	0.173	198.98 per 100 units	2011/07/18	300,000,000	2010/11/11
26548	RB of Scotland N.V.	HWL European Warrants Jun 2011 A	0.366	98.88	2011/06/02	80,000,000	2010/11/11
26549	RB of Scotland N.V.	ICBC European Warrants Jun 2011 B	0.329	7.50 per unit	2011/06/10	100,000,000	2010/11/11
26522	Standard Chartered Bank	Sinopec Corp European Wts Dec 2011	0.4	11.88 per unit	2011/12/01	100,000,000	2010/11/11
26523	Standard Chartered Bank	PetroChina European Warrants Jan12	0.25	8.88	2012/01/12	100,000,000	2010/11/11
26558	UBS AG	Agricultural Bank European Warrants Apr 2011 B	0.15	5.08 per unit	2011/04/26	200,000,000	2010/11/11
26560	UBS AG	HSBC European Warrants Mar 2011	0.25	90	2011/03/30	200,000,000	2010/11/11
26561	UBS AG	HSI European Warrants May 2011 C	0.25	27,000 per 10,000 units	2011/05/30	200,000,000	2010/11/11
26559	UBS AG	ICBC European Warrants Apr 2011 A	0.15	8 per unit	2011/04/20	200,000,000	2010/11/11
25559 <sup>#</sup>	Deutsche Bank AG	China Life European Warrants Feb 2011 B	0.215	38	2011/02/28	300,000,000	2010/11/11
26307 <sup>#</sup>	HK Bank	AIA European Warrants Apr 2011 B	0.325	22.88	2011/04/29	300,000,000	2010/11/11
26399 <sup>#</sup>	KBC Fin Products Int'l Ltd.	AIA European Warrants May 11A	0.209	25.18	2011/05/09	370,000,000	2010/11/11
22010 <sup>#</sup>	SGA Societe Generale Acceptance N.V.	HSBC Eu Wt Feb 2011 A	0.177	100	2011/02/28	300,000,000	2010/11/11
25883 <sup>#</sup>	UBS AG	China Life European Warrants Feb 2011 C	0.136	39.38	2011/02/16	200,000,000	2010/11/11
26638	BNP Paribas Arbit Issu B.V.	BOCL European Wts Jul 2011	0.25	6.30 per unit	2011/07/04	100,000,000	2010/11/12
26644	BNP Paribas Arbit Issu B.V.	BankComm European Warrants Dec 12	0.17	10	2012/12/31	100,000,000	2010/11/12
26639	BNP Paribas Arbit Issu B.V.	Ch Mobile Euro Wts Jun 2011	0.59	88	2011/06/01	200,000,000	2010/11/12
26640	BNP Paribas Arbit Issu B.V.	Ch Mobile Euro Wts Dec 2011	0.42	106	2011/12/01	200,000,000	2010/11/12
26641	BNP Paribas Arbit Issu B.V.	HSBC European Wts Jul 2011 A	0.39	105	2011/07/04	200,000,000	2010/11/12
26642	BNP Paribas Arbit Issu B.V.	HSBC European Wts Jun 2012	0.48	122	2012/06/01	200,000,000	2010/11/12
26643	BNP Paribas Arbit Issu B.V.	Jiangxi Copper Eu Wts Aug2011A	0.38	26	2011/08/01	100,000,000	2010/11/12
26599	Credit Suisse AG	Cheung Kong European Warrants Jun 2011 A	0.25	140.88	2011/06/07	300,000,000	2010/11/12
26605	Credit Suisse AG	CNOOC European Warrants Apr 2011 D	0.15	18.4	2011/04/18	300,000,000	2010/11/12
26603	Credit Suisse AG	Sinopec Corp European Warrants May 2011 B	0.25	9.48 per unit	2011/05/16	300,000,000	2010/11/12
26604	Credit Suisse AG	HKEx European Warrants Jul 2011 C	0.25	238.88 per 100 units	2011/07/18	300,000,000	2010/11/12
26600	Credit Suisse AG	HSBC European Wts Apr 2011 C	0.15	98	2011/04/18	300,000,000	2010/11/12
26606	Credit Suisse AG	HSI European Warrants Apr 2011 E	0.15	25,900 per 8,000 units	2011/04/28	300,000,000	2010/11/12
26601	Credit Suisse AG	SHK Ppt European Warrants Jun 2011	0.25	149.88 per 100 units	2011/06/27	300,000,000	2010/11/12
26602	Credit Suisse AG	SHK Ppt European Warrants Aug 2011	0.25	156.88 per 100 units	2011/08/29	300,000,000	2010/11/12
26589	Deutsche Bank AG	Sands China European Warrants May 2011	0.25	19	2011/05/12	80,000,000	2010/11/12
26595	Deutsche Bank AG	Wynn Macau European Warrants May 2011	0.25	20	2011/05/12	80,000,000	2010/11/12

## Newly listed derivative warrants (continued)

Code	Issuer	Name of issue	Issue prices (HK\$)	Strike level/ Subscription price (HK\$) per 10 units	Subscription/ exercise period	Unit issued on initial listing	Listing date
26617	Goldman Sachs SP (Asia)	HSBC European Warrants May 2011 A	0.255	108	2011/05/16	200,000,000	2010/11/12
26616	Goldman Sachs SP (Asia)	HSBC European Warrants Mar 2011 B	0.196	102	2011/03/16	200,000,000	2010/11/12
26613	HK Bank	BOCL European Warrants May 2011 A	0.25	5.50 per unit	2011/05/12	120,000,000	2010/11/12
26614	HK Bank	BOCL European Warrants May 2011 B	0.25	5.88 per unit	2011/05/25	120,000,000	2010/11/12
26615	HK Bank	Henderson Land Dev European Warrants Jun 2011	0.25	73.88	2011/06/08	120,000,000	2010/11/12
26635	J P Morgan SP BV	BOCL European Warrants May 2011	0.25	6 per unit	2011/05/12	200,000,000	2010/11/12
26636	J P Morgan SP BV	HKEEx European Warrants May 2011	0.25	220 per 100 units	2011/05/18	300,000,000	2010/11/12
26637	J P Morgan SP BV	HSBC European Warrants Feb 2011 B	0.198	94.88	2011/02/14	200,000,000	2010/11/12
26612	KBC Fin Products Int'l Ltd.	BOCL Euro Put Wts May 2011	0.25	4.38 per unit	2011/05/12	88,000,000	2010/11/12
26609	KBC Fin Products Int'l Ltd.	BOCL European Wts Apr 2011 C	0.233	5.28 per 1 units	2011/04/18	128,000,000	2010/11/12
26610	KBC Fin Products Int'l Ltd.	BOCL European Wts May 2011 B	0.25	5.688 per unit	2011/05/16	128,000,000	2010/11/12
26624	KBC Fin Products Int'l Ltd.	CMB European Warrants Jul 2011	0.15	26.88	2011/07/04	88,000,000	2010/11/12
26625	KBC Fin Products Int'l Ltd.	Sinopec Euro Wts May 2011 B	0.38	8.99 per unit	2011/05/03	128,000,000	2010/11/12
26607	KBC Fin Products Int'l Ltd.	HSI European Wts May 2011 A	0.25	26,000 per 9,000 units	2011/05/30	200,000,000	2010/11/12
26608	KBC Fin Products Int'l Ltd.	HSI European Wts Jun 2011 H	0.25	26,800 per 10,000 units	2011/06/29	200,000,000	2010/11/12
26611	KBC Fin Products Int'l Ltd.	HSI Euro Put Wts May 2011 D	0.25	25,400 per 10,800 units	2011/05/30	200,000,000	2010/11/12
26626	KBC Fin Products Int'l Ltd.	ICBC European Wts May 2011 B	0.25	8.18 per unit	2011/05/12	158,000,000	2010/11/12
26627	KBC Fin Products Int'l Ltd.	SHK Ppt European Wts Sep 2011	0.25	149.80 per 100 units	2011/09/15	108,000,000	2010/11/12
26574	Macquarie Bank Ltd.	Agricultural Bk European Warrants May11	0.25	5.48 per unit	2011/05/30	150,000,000	2010/11/12
26579	Macquarie Bank Ltd.	Agricultural Bk European Put Wt May 11	0.276	4 per unit	2011/05/30	150,000,000	2010/11/12
26598	Macquarie Bank Ltd.	China Mobile European Wts Jun 2011 A	0.251	99.99	2011/06/02	150,000,000	2010/11/12
26597	Macquarie Bank Ltd.	China Overseas European Wts Nov 2011	0.251	21.5	2011/11/02	150,000,000	2010/11/12
26575	Macquarie Bank Ltd.	Cheung Kong European Warrants May 2011	0.536	160	2011/05/12	150,000,000	2010/11/12
26580	Macquarie Bank Ltd.	Cheung Kong European Put Wts Jun 2011	0.573	110	2011/06/07	250,000,000	2010/11/12
26581	Macquarie Bank Ltd.	Cheung Kong European Put Wts Nov 2011	0.154	123.99 per 100 units	2011/11/04	250,000,000	2010/11/12
26583	Macquarie Bank Ltd.	HSBC European Warrants Mar 2011 B	0.15	100	2011/03/02	200,000,000	2010/11/12
26576	Macquarie Bank Ltd.	Li Ning European Warrants Jun 2011	0.253	28	2011/06/30	250,000,000	2010/11/12
26582	Macquarie Bank Ltd.	New World Dev European Put Wts Jul11	0.25	14.68	2011/07/28	100,000,000	2010/11/12
26577	Macquarie Bank Ltd.	Stanchart European Warrants Jun 2011 B	0.251	288.80 per 100 units	2011/06/30	250,000,000	2010/11/12
26578	Macquarie Bank Ltd.	Wharf European Warrants Jun 2011	0.25	70	2011/06/01	150,000,000	2010/11/12
26596	Standard Chartered Bank	ICBC European Warrants Aug 2011	0.25	8.88 per unit	2011/08/01	100,000,000	2010/11/12
26628	SGA Societe Generale Acceptance N.V.	AGBK Eu Wt May 2011 D	0.27	5.28 per unit	2011/05/18	200,000,000	2010/11/12
26584	SGA Societe Generale Acceptance N.V.	Alibaba Eu Wts Jun 11	0.18	18.18	2011/06/27	100,000,000	2010/11/12
26585	SGA Societe Generale Acceptance N.V.	BOCom Eur Wt Jun 2011	0.28	11.88 per unit	2011/06/13	50,000,000	2010/11/12
26587	SGA Societe Generale Acceptance N.V.	China EB Ltd Eu Wt May11	0.25	24.88	2011/05/16	80,000,000	2010/11/12
26588	SGA Societe Generale Acceptance N.V.	Ch LongYuan Eu Wt Dec11	0.15	8.88	2011/12/21	200,000,000	2010/11/12
26586	SGA Societe Generale Acceptance N.V.	Chi COSCO Euro Wt Nov 11	0.19	10	2011/11/09	200,000,000	2010/11/12
26630	SGA Societe Generale Acceptance N.V.	A50 Ch Eu Wt Sep 2011	0.15	16.88	2011/09/26	400,000,000	2010/11/12
26571	SGA Societe Generale Acceptance N.V.	A50 Ch Eu Wt Oct 2011	0.15	17.38	2011/10/24	300,000,000	2010/11/12
26590	SGA Societe Generale Acceptance N.V.	GCL-Poly Eu Wt Jun11A	0.25	3.18 per unit	2011/06/27	70,000,000	2010/11/12
26591	SGA Societe Generale Acceptance N.V.	HLand Eur Wt May 2011	0.29	68.88	2011/05/16	50,000,000	2010/11/12
26569	SGA Societe Generale Acceptance N.V.	HSBC Eu Wt May 2011 E	0.46	100	2011/05/18	300,000,000	2010/11/12
26570	SGA Societe Generale Acceptance N.V.	HSBC Eu Wt May 2011 F	0.25	115	2011/05/16	300,000,000	2010/11/12

## Newly listed derivative warrants (continued)

Code	Issuer	Name of issue	Issue prices (HK\$)	Strike level/ Subscription price (HK\$) per 10 units	Subscription/ exercise period	Unit issued on initial listing	Listing date
26632	SGA Societe Generale Acceptance N.V.	HSCEI Eu Wt May 2011A	0.28	14,400 per 6,000 units	2011/05/30	200,000,000	2010/11/12
26633	SGA Societe Generale Acceptance N.V.	HSCEI Eu Wt May 2011B	0.25	15,000 per 6,000 units	2011/05/30	200,000,000	2010/11/12
26634	SGA Societe Generale Acceptance N.V.	HSCEI Eu Put Wt May 11	0.28	13,600 per 6,000 units	2011/05/30	200,000,000	2010/11/12
26568	SGA Societe Generale Acceptance N.V.	HSI Eur Wt May 2011 A	0.15	26,000 per 8,000 units	2011/05/30	300,000,000	2010/11/12
26567	SGA Societe Generale Acceptance N.V.	HSI Eur Wt Jul 2011 A	0.15	26,800 per 8,000 units	2011/07/28	300,000,000	2010/11/12
26573	SGA Societe Generale Acceptance N.V.	HSI Eu Put Wt May 11D	0.25	24,600 per 8,500 units	2011/05/30	300,000,000	2010/11/12
26572	SGA Societe Generale Acceptance N.V.	HSI Eu Put Wt Apr 11F	0.26	25,000 per 8,000 units	2011/04/28	300,000,000	2010/11/12
26592	SGA Societe Generale Acceptance N.V.	HuanengPower Eu Wt Jun11	0.34	5.88 per unit	2011/06/13	38,000,000	2010/11/12
26629	SGA Societe Generale Acceptance N.V.	HWL Eur Wt Oct 2012 A	0.15	108.90 per 100 units	2012/10/15	1,200,000,000	2010/11/12
26593	SGA Societe Generale Acceptance N.V.	KECL Euro Wts Nov 11	0.25	11.28	2011/11/14	200,000,000	2010/11/12
26631	SGA Societe Generale Acceptance N.V.	Tencent Eu Wt Jun 11A	0.15	220.20 per 100 units	2011/06/22	150,000,000	2010/11/12
26594	SGA Societe Generale Acceptance NV	Yanzhou Coal Eu Wt Jun11A	0.25	28.88	2011/06/13	120,000,000	2010/11/12
26618	UBS AG	BOCL European Warrants May 2011 B	0.25	5.68 per unit	2011/05/19	100,000,000	2010/11/12
26621	UBS AG	China Life European Warrants May 2011 A	0.25	41.88	2011/05/23	300,000,000	2010/11/12
26620	UBS AG	CNOOC European Warrants Jun 2011 B	0.25	20.38	2011/06/09	100,000,000	2010/11/12
26619	UBS AG	Sinopec Corp European Warrants May 2011	0.25	9.88 per unit	2011/05/12	100,000,000	2010/11/12
26622	UBS AG	PetroChina European Warrants Apr 2011 B	0.3	11.88 per unit	2011/04/18	100,000,000	2010/11/12
26623	UBS AG	Ping An European Warrants May 2011 B	0.25	108.88	2011/05/12	100,000,000	2010/11/12
23880 <sup>#</sup>	Macquarie Bank Ltd.	ICBC European Warrants Feb 2011	0.37	7 per unit	2011/02/07	200,000,000	2010/11/12
23836 <sup>#</sup>	KBC Fin Products Int'l Ltd.	Ch Mobile Euro Wt Mar 2011 A	0.186	92.88	2011/03/01	280,000,000	2010/11/12
25995 <sup>#</sup>	Merrill Lynch Int'l & Co. C.V.	A50 China Eur Wt Jun 2011 C	0.122	15.19	2011/06/22	200,000,000	2010/11/12
26057 <sup>#</sup>	UBS AG	HKEx European Warrants May 2011 E	0.154	218.88 per 100 units	2011/05/16	300,000,000	2010/11/12
23891 <sup>#</sup>	UBS AG	HSBC European Warrants Feb 2011	0.255	94.88	2011/02/14	200,000,000	2010/11/12
26690	BNP Paribas Arbit Issu B.V.	BOCHK European Warrants Nov 11	0.35	30	2011/11/01	100,000,000	2010/11/15
26691	BNP Paribas Arbit Issu B.V.	CNOOC European Wts Nov 2011 B	0.29	19	2011/11/01	100,000,000	2010/11/15
26698	Credit Suisse AG	China Life European Warrants May 2011 B	0.15	43	2011/05/09	300,000,000	2010/11/15
26694	Credit Suisse AG	HKEx European Warrants May 2011 C	0.15	218.88 per 100 units	2011/05/09	300,000,000	2010/11/15
26695	Credit Suisse AG	HKEx European Warrants May 2011 D	0.25	228.88 per 100 units	2011/05/16	300,000,000	2010/11/15
26696	Credit Suisse AG	HKEx European Warrants Jun 2011 E	0.25	248.88 per 100 units	2011/06/13	300,000,000	2010/11/15
26692	Credit Suisse AG	HSBC European Wts Mar 2011 A	0.25	90	2011/03/28	300,000,000	2010/11/15
26679	Credit Suisse AG	HSBC European Wts Apr 2011 D	0.34	87	2011/04/04	300,000,000	2010/11/15
26680	Credit Suisse AG	Hutchison European Warrants Apr 2011 G	0.15	92.9	2011/04/11	300,000,000	2010/11/15
26699	Credit Suisse AG	Hutchison European Warrants Mar 2012 B	0.25	88.88 per 100 units	2012/03/28	300,000,000	2010/11/15
26711	Credit Suisse AG	ICBC European Warrants May 2011A	0.25	8.28 per unit	2011/05/16	300,000,000	2010/11/15
26693	Credit Suisse AG	Jiangxi Copper European Wts May 2011 A	0.25	28.88	2011/05/16	200,000,000	2010/11/15
26697	Credit Suisse AG	Tencent Holdings European Wts Jun 2011 D	0.15	220.20 per 100 units	2011/06/27	300,000,000	2010/11/15
26666	Citigroup Global Mkt H Inc.	A50 China Euro Wts Sep 2011 B	0.15	16.88	2011/09/22	120,000,000	2010/11/15
26685	Deutsche Bank AG	BOCL European Warrants Apr 2011 C	0.24	5.28 per 1 units	2011/04/18	150,000,000	2010/11/15
26686	Deutsche Bank AG	CNBM European Warrants May 2011	0.17	25	2011/05/31	80,000,000	2010/11/15
26706	Deutsche Bank AG	CNOOC European Warrants Jul 2011	0.25	20	2011/07/18	200,000,000	2010/11/15
26687	Deutsche Bank AG	Sinopec Corp European Warrants Apr 2011 B	0.37	9 per unit	2011/04/18	150,000,000	2010/11/15
10020	Deutsche Bank AG	EUR/USD European Put Warrants May 2011	0.28	1.30 per 1 units	2011/05/20	50,000,000	2010/11/15
10018	Deutsche Bank AG	Gold European Warrants Jun 2011	0.25	1,518 per 3,000 units	2011/06/08	50,000,000	2010/11/15

## Newly listed derivative warrants (continued)

Code	Issuer	Name of issue	Issue prices (HK\$)	Strike level/ Subscription price (HK\$) per 10 units	Subscription/ exercise period	Unit issued on initial listing	Listing date
26688	Deutsche Bank AG	HKEx European Warrants May 2011 E	0.15	218.88 per 100 units	2011/05/16	300,000,000	2010/11/15
26702	Deutsche Bank AG	HSI European Warrants Jun 2011 A	0.25	27,400 per 8,000 units	2011/06/29	300,000,000	2010/11/15
26703	Deutsche Bank AG	HSI European Put Warrants May 2011 A	0.41	25,200 per 8,000 units	2011/05/30	300,000,000	2010/11/15
26704	Deutsche Bank AG	HSI European Put Warrants May 2011 B	0.41	26,000 per 9,000 units	2011/05/30	300,000,000	2010/11/15
26689	Deutsche Bank AG	Yanzhou Coal European Warrants Jun 2011 B	0.31	27	2011/06/13	80,000,000	2010/11/15
26681	J P Morgan SP BV	CNOOC European Warrants Jul 2011 A	0.25	20	2011/07/25	200,000,000	2010/11/15
26682	J P Morgan SP BV	JX Copper European Warrants May 2011	0.25	30.88	2011/05/30	200,000,000	2010/11/15
26713	KBC Fin Products Int'l Ltd.	BOC HK European Wts Jun 2011	0.25	33.28	2011/06/03	128,000,000	2010/11/15
26714	KBC Fin Products Int'l Ltd.	HKEx European Warrants Jun 11B	0.25	228.88 per 100 units	2011/06/15	128,000,000	2010/11/15
26712	KBC Fin Products Int'l Ltd.	HSBC European Wts May 2011 D	0.42	88.28	2011/05/16	128,000,000	2010/11/15
26716	KBC Fin Products Int'l Ltd.	HSBC Euro Put Wts May 2011 E	0.25	76	2011/05/25	108,000,000	2010/11/15
26715	KBC Fin Products Int'l Ltd.	PetroChina Euro Wts Nov 2011	0.15	9.99	2011/11/14	128,000,000	2010/11/15
26668	Macquarie Bank Ltd.	BankComm European Warrants Jun 2011	0.27	10.88 per unit	2011/06/02	200,000,000	2010/11/15
26701	Macquarie Bank Ltd.	China Life European Wts Jul 2011	0.251	45	2011/07/06	500,000,000	2010/11/15
26705	Macquarie Bank Ltd.	China Life European Put Wts Jul 2011	0.427	35	2011/07/06	500,000,000	2010/11/15
26667	Macquarie Bank Ltd.	Jiangxi Copper European Wts May 2011 C	0.253	30	2011/05/20	250,000,000	2010/11/15
26651	Merrill Lynch Int'l & Co. C.V.	Ch Mobile Eur Wt Mar 2011 B	0.35	88.01	2011/03/07	100,000,000	2010/11/15
26648	Merrill Lynch Int'l & Co. C.V.	A50 China Eur Wt Oct 2011	0.15	17.39	2011/10/21	100,000,000	2010/11/15
26647	Merrill Lynch Int'l & Co. C.V.	HSBC Euro Wts Apr 2011	0.27	98	2011/04/15	80,000,000	2010/11/15
26645	Merrill Lynch Int'l & Co. C.V.	HSBC Euro Wts Mar 2011 B	0.159	102	2011/03/09	80,000,000	2010/11/15
26654	CC Rabobank B.A.	A50 China European Warrants Jun 2011 B	0.15	15.2	2011/06/22	150,000,000	2010/11/15
26655	CC Rabobank B.A.	A50 China European Warrants Jul 2011	0.25	14.28	2011/07/28	150,000,000	2010/11/15
26665	CC Rabobank B.A.	A50 China European Warrants Sep 2011	0.15	16.9	2011/09/22	150,000,000	2010/11/15
26649	RB of Scotland N.V.	HSI European Warrants Apr 2011 D	0.261	24,800 per 8,000 units	2011/04/28	250,000,000	2010/11/15
26650	RB of Scotland N.V.	HSI European Warrants Apr 2011 E	0.257	25,300 per 7,800 units	2011/04/28	250,000,000	2010/11/15
26653	Standard Chartered Bank	China Mobile European Wts Jun2011A	0.25	95	2011/06/03	100,000,000	2010/11/15
26652	Standard Chartered Bank	HKEx European Warrants Sep 2011	0.25	222.80 per 100 units	2011/09/29	100,000,000	2010/11/15
26669	SGA Societe Generale Acceptance N.V.	Agile Ppt Eu Wts Jul11	0.25	13.88	2011/07/20	200,000,000	2010/11/15
26670	SGA Societe Generale Acceptance N.V.	Angang Steel Eu Wt Jun11A	0.16	14.88	2011/06/20	120,000,000	2010/11/15
26657	SGA Societe Generale Acceptance N.V.	Ch Mob Eu Wt May 11A	0.3	96	2011/05/16	200,000,000	2010/11/15
26671	SGA Societe Generale Acceptance N.V.	Ch Overseas Eu Wt Jun11A	0.15	19.88	2011/06/27	200,000,000	2010/11/15
26673	SGA Societe Generale Acceptance N.V.	CITIC Pac Eu Wts May11	0.25	26.88	2011/05/30	70,000,000	2010/11/15
26656	SGA Societe Generale Acceptance N.V.	Ch Mob Eu Wt Apr 11E	0.19	102	2011/04/27	200,000,000	2010/11/15
26659	SGA Societe Generale Acceptance N.V.	CNOOC Eu Wt May 2011	0.27	17.88	2011/05/18	300,000,000	2010/11/15
26660	SGA Societe Generale Acceptance N.V.	CNOOC Eu Wt Jun 2011A	0.25	19.88	2011/06/22	300,000,000	2010/11/15
26658	SGA Societe Generale Acceptance N.V.	CP&CC Eur Wt May 2012	0.15	7.8	2012/05/21	500,000,000	2010/11/15
26672	SGA Societe Generale Acceptance N.V.	Ch Ship Cont Eu Wt May11	0.36	4.18 per unit	2011/05/16	50,000,000	2010/11/15
26675	SGA Societe Generale Acceptance N.V.	R&F Ppt Eu Wts Jul 11	0.16	13.88	2011/07/27	150,000,000	2010/11/15
26674	SGA Societe Generale Acceptance N.V.	Geely Auto Eu Wt May11	0.53	5.88 per unit	2011/05/16	80,000,000	2010/11/15
26661	SGA Societe Generale Acceptance N.V.	HKEx Eu Wt May 2011 B	0.15	218.88 per 100 units	2011/05/11	300,000,000	2010/11/15
26662	SGA Societe Generale Acceptance N.V.	HKEx Eu Wt May 2011 C	0.19	208.89 per 100 units	2011/05/30	300,000,000	2010/11/15
26683	SGA Societe Generale Acceptance N.V.	HKEx Eu Wt Aug 2011 C	0.25	224.80 per 100 units	2011/08/01	300,000,000	2010/11/15
26684	SGA Societe Generale Acceptance N.V.	HKEx Eu Wt Nov 2011 B	0.25	244.80 per 100 units	2011/11/28	300,000,000	2010/11/15

## Newly listed derivative warrants (continued)

Code	Issuer	Name of issue	Issue prices (HK\$)	Strike level/ Subscription price (HK\$) per 10 units	Subscription/ exercise period	Unit issued on initial listing	Listing date
26676	SGA Societe Generale Acceptance N.V.	Lenovo Eur Wts May11A	0.38	7.18 per unit	2011/05/16	50,000,000	2010/11/15
26677	SGA Societe Generale Acceptance N.V.	Mongolia En Eu Wt May11	0.29	4.18 per unit	2011/05/16	50,000,000	2010/11/15
26678	SGA Societe Generale Acceptance N.V.	Nine Dragons Eu Wt Aug11	0.25	14.68	2011/08/29	120,000,000	2010/11/15
26663	SGA Societe Generale Acceptance N.V.	SHK P Eu Wt May 2011A	0.67	178	2011/05/16	50,000,000	2010/11/15
26664	SGA Societe Generale Acceptance N.V.	SHK P Eu Wt May 2011B	0.95	168	2011/05/30	50,000,000	2010/11/15
26707	UBS AG	Agricultural Bank European Warrants May 2011 A	0.25	5.38 per unit	2011/05/16	200,000,000	2010/11/15
26708	UBS AG	China Shenhua European Warrants Jun 2011 A	0.25	43.88	2011/06/14	100,000,000	2010/11/15
26709	UBS AG	HKEx European Warrants Jun 2011 C	0.25	225 per 100 units	2011/06/27	300,000,000	2010/11/15
26710	UBS AG	HKEx European Warrants Jul 2011 C	0.25	259.88 per 100 units	2011/07/04	300,000,000	2010/11/15
26700	UBS AG	HKEx European Put Warrants Jun 2011 E	0.25	187.50 per 100 units	2011/06/27	200,000,000	2010/11/15
20307*	BNP Paribas Arbit Issu B.V.	HSBC European Wts Sep 2011 A	0.076	86.88 per 100 units	2011/09/01	200,000,000	2010/11/15
25968*	Credit Suisse AG	HKEx European Warrants May 2011 B	0.181	203.88 per 100 units	2011/05/16	300,000,000	2010/11/15
23561*	Citigroup Global Mkt H Inc.	Agricultural Bk Eu Wt Jan 11 B	0.057	5 per unit	2011/01/18	175,500,000	2010/11/15
23348*	Deutsche Bank AG	China Life European Warrants Jan 2011 A	0.162	37	2011/01/03	400,000,000	2010/11/15
25955*	Deutsche Bank AG	China Life European Warrants Feb 2011 C	0.106	40	2011/02/14	300,000,000	2010/11/15
24099*	Deutsche Bank AG	China Mobile European Warrants Feb 2011 A	0.184	92	2011/02/21	300,000,000	2010/11/15
26388*	Deutsche Bank AG	HKEx European Warrants May 2011 D	0.207	190.88 per 100 units	2011/05/03	300,000,000	2010/11/15
25958*	Deutsche Bank AG	HSBC European Warrants Feb 2011 B	0.223	92.88	2011/02/14	300,000,000	2010/11/15
25935*	HK Bank	HSI European Warrants Apr 2011	0.172	25,200 per 7,800 units	2011/04/28	250,000,000	2010/11/15
24542*	J P Morgan SP BV	China Mob European Wts Mar 2011	0.09	98.88	2011/03/01	250,000,000	2010/11/15
24541*	J P Morgan SP BV	China Life European Warrants Mar 2011 B	0.19	38	2011/03/01	108,000,000	2010/11/15
26400*	KBC Fin Products Int'l Ltd.	AIA European Warrants May 11B	0.174	26.68	2011/05/18	230,000,000	2010/11/15
24165*	KBC Fin Products Int'l Ltd.	Hutchison Eur Put Wts Feb 11D	0.162	70	2011/02/14	138,000,000	2010/11/15
25480*	SGA Societe Generale Acceptance N.V.	HSBC Eu Wt Feb 2011 D	0.247	92.7	2011/02/14	100,000,000	2010/11/15
26720	Barclays Bank plc	BOCL European Warrants Aug 2011	0.25	5.75 per unit	2011/08/08	100,000,000	2010/11/16
26721	Barclays Bank plc	Cheung Kong European Put Warrants Nov 11	0.15	124 per 100 units	2011/11/14	150,000,000	2010/11/16
26723	Barclays Bank plc	HKEx European Put Warrants Jun 2011	0.15	180 per 100 units	2011/06/27	150,000,000	2010/11/16
26719	Barclays Bank plc	HSBC European Warrants Jun 2011	0.29	100	2011/06/07	100,000,000	2010/11/16
26722	Barclays Bank plc	HSBC European Put Warrants Oct 2011	0.15	90 per 100 units	2011/10/03	150,000,000	2010/11/16
26729	BOCI Asia Ltd.	China Mobile European Warrants May 2011	0.25	98.88	2011/05/16	100,000,000	2010/11/16
26730	BOCI Asia Ltd.	HSBC European Warrants Jun 2011	0.25	108	2011/06/07	100,000,000	2010/11/16
26731	BOCI Asia Ltd.	SHK Ppt European Warrants Feb 2012	0.25	160 per 100 units	2012/02/02	300,000,000	2010/11/16
26732	Credit Suisse AG	Agricultural Bank European Wts May 2011	0.25	5.288 per unit	2011/05/16	300,000,000	2010/11/16
26765	Credit Suisse AG	HKEx European Warrants May 2011 E	0.15	195.90 per 100 units	2011/05/16	300,000,000	2010/11/16
26766	Credit Suisse AG	HKEx European Warrants May 2011 F	0.15	208.90 per 100 units	2011/05/30	300,000,000	2010/11/16
26742	Credit Suisse AG	ICBC European Warrants Apr 2011 A	0.15	7.69 per unit	2011/04/27	300,000,000	2010/11/16
26744	Deutsche Bank AG	Agricultural Bk European Warrants May 11B	0.25	5.28 per unit	2011/05/16	150,000,000	2010/11/16
26743	Deutsche Bank AG	Agile Ppt European Warrants Jun 2011	0.18	12.38	2011/06/20	80,000,000	2010/11/16
26745	Deutsche Bank AG	China Coal European Warrants Jul 2011	0.15	16.88	2011/07/04	80,000,000	2010/11/16
26746	Deutsche Bank AG	China Life European Warrants Apr 2011 C	0.29	37.8	2011/04/26	300,000,000	2010/11/16
26747	Deutsche Bank AG	COSCO Pacific European Warrants Aug 2011	0.25	15	2011/08/08	80,000,000	2010/11/16
26748	Deutsche Bank AG	Geely Auto European Warrants May 2011 C	0.55	5.80 per unit	2011/05/30	80,000,000	2010/11/16
26749	Deutsche Bank AG	HKEx European Warrants Oct 2011 C	0.25	228 per 100 units	2011/10/03	300,000,000	2010/11/16



## Newly listed derivative warrants (continued)

Code	Issuer	Name of issue	Issue prices (HK\$)	Strike level/ Subscription price (HK\$) per 10 units	Subscription/ exercise period	Unit issued on initial listing	Listing date
26750	Deutsche Bank AG	Hutchison European Warrants May 2011 A	0.37	105	2011/05/16	150,000,000	2010/11/16
26751	Deutsche Bank AG	Jiangxi Copper European Warrants Jun 2011	0.25	29	2011/06/07	80,000,000	2010/11/16
26752	Deutsche Bank AG	PICC P&C European Warrants Oct 2011	0.16	15	2011/10/31	80,000,000	2010/11/16
26753	Goldman Sachs SP (Asia)	BOCL European Warrants May 2011 B	0.305	5.18 per unit	2011/05/23	200,000,000	2010/11/16
26736	Goldman Sachs SP (Asia)	HKEx European Warrants Aug 2011 B	0.255	220 per 100 units	2011/08/08	200,000,000	2010/11/16
26734	Goldman Sachs SP (Asia)	HSI European Warrants Apr 2011 C	0.178	25,800 per 8,000 units	2011/04/28	200,000,000	2010/11/16
26735	Goldman Sachs SP (Asia)	HSI European Warrants Jul 2011 A	0.25	27,000 per 8,250 units	2011/07/28	200,000,000	2010/11/16
26724	HK Bank	HSCEI European Warrants Jun 2011 B	0.25	14,800 per 6,000 units	2011/06/29	200,000,000	2010/11/16
26725	HK Bank	HSCEI European Warrants Sep 2011	0.25	16,800 per 6,000 units	2011/09/29	200,000,000	2010/11/16
26728	HK Bank	HSCEI European Put Warrants Jun 2011	0.25	13,400 per 7,000 units	2011/06/29	200,000,000	2010/11/16
26754	J P Morgan SP BV	BOC HK European Warrants May 2011	0.25	32	2011/05/30	150,000,000	2010/11/16
26756	J P Morgan SP BV	China Agri European Warrants Aug 2011	0.25	12.88	2011/08/30	150,000,000	2010/11/16
26758	J P Morgan SP BV	China Tel European Warrants May 2011	0.15	4.88 per unit	2011/05/12	100,000,000	2010/11/16
26757	J P Morgan SP BV	CPIC European Warrants May 2011	0.25	36.88	2011/05/30	100,000,000	2010/11/16
26759	J P Morgan SP BV	PICC European Warrants Jul 2011	0.25	12.88	2011/07/28	200,000,000	2010/11/16
26767	KBC Fin Products Int'l Ltd.	Agricultural Bk Eu Wt May2011A	0.25	5.288 per unit	2011/05/16	198,000,000	2010/11/16
26773	KBC Fin Products Int'l Ltd.	Agricultural Eu Put Wt May 11	0.25	4.20 per unit	2011/05/18	128,000,000	2010/11/16
26768	KBC Fin Products Int'l Ltd.	BEA European Warrants Jun 2011	0.25	41.88	2011/06/16	58,000,000	2010/11/16
26769	KBC Fin Products Int'l Ltd.	BYD European Warrants Jun 2011	0.48	50.88	2011/06/03	88,000,000	2010/11/16
26774	KBC Fin Products Int'l Ltd.	BYD European Put Wts Jun 2011	0.25	40	2011/06/08	80,000,000	2010/11/16
26770	KBC Fin Products Int'l Ltd.	Cheung Kong Eur Wts Jun 2011	0.25	158.88	2011/06/03	108,000,000	2010/11/16
26772	KBC Fin Products Int'l Ltd.	A50 Ch Euro Wts Sep 2011 B	0.15	16.888	2011/09/22	238,000,000	2010/11/16
26775	KBC Fin Products Int'l Ltd.	HKEx European Put Wts Jun 11D	0.25	200 per 100 units	2011/06/15	108,000,000	2010/11/16
26771	KBC Fin Products Int'l Ltd.	Henderson Land Dev Eu Wt May11	0.25	69.88	2011/05/16	50,000,000	2010/11/16
26776	KBC Fin Products Int'l Ltd.	SHK Ppt Euro Put Wts Sep 2011	0.25	148 per 100 units	2011/09/06	88,000,000	2010/11/16
26733	Macquarie Bank Ltd.	HKEx European Warrants Jun 2011 A	0.25	228.88 per 100 units	2011/06/02	200,000,000	2010/11/16
26737	Macquarie Bank Ltd.	HKEx European Put Warrants Jun 2011	0.39	200 per 100 units	2011/06/02	200,000,000	2010/11/16
26738	Macquarie Bank Ltd.	Hutchison European Warrants Oct 2012	0.15	108.98 per 100 units	2012/10/15	888,000,000	2010/11/16
26739	Macquarie Bank Ltd.	SJM Holdings European Warrants Jun 11	0.251	15	2011/06/30	300,000,000	2010/11/16
26740	Macquarie Bank Ltd.	Soho China European Warrants Jan 2012	0.251	8	2012/01/31	200,000,000	2010/11/16
26741	Macquarie Bank Ltd.	Swire Pacific A European Warrants May12	0.251	150 per 100 units	2012/05/04	500,000,000	2010/11/16
26717	Merrill Lynch Int'l & Co. C.V.	HKEx Euro Wts Jun 2011 F	0.25	228.88 per 100 units	2011/06/03	100,000,000	2010/11/16
26718	Merrill Lynch Int'l & Co. C.V.	HKEx Eur Put Wts May 2011 F	0.25	187.88 per 100 units	2011/05/18	100,000,000	2010/11/16
26764	CC Rabobank B.A.	AIA European Warrants Jun 2011	0.15	28.88	2011/06/03	250,000,000	2010/11/16
26761	CC Rabobank B.A.	China Life European Warrants Apr 2011 B	0.15	43	2011/04/28	200,000,000	2010/11/16
26760	CC Rabobank B.A.	HKEx European Put Warrants May 2011	0.25	188.88 per 100 units	2011/05/20	200,000,000	2010/11/16
26762	CC Rabobank B.A.	HKEx European Warrants May 2011 A	0.15	218.98 per 100 units	2011/05/09	200,000,000	2010/11/16
26763	CC Rabobank B.A.	HKEx European Warrants May 2011 B	0.25	228.98 per 100 units	2011/05/20	200,000,000	2010/11/16
26726	Standard Chartered Bank	China Mobile European Wts Oct 2011	0.36	100	2011/10/10	100,000,000	2010/11/16
26727	Standard Chartered Bank	China Life European Warrants Sep 11	0.25	48	2011/09/30	100,000,000	2010/11/16
25506 <sup>#</sup>	KBC Fin Products Int'l Ltd.	PetroChina Euro Wts May 2011 A	0.194	8.89	2011/05/04	250,000,000	2010/11/16
22849 <sup>#</sup>	SGA Societe Generale Acceptance N.V.	BYD Euro Wts May 2011	0.045	60.88 per 100 units	2011/05/23	400,000,000	2010/11/16
24438 <sup>#</sup>	SGA Societe Generale Acceptance N.V.	Ch Mob Eu Wt Feb 11A	0.178	88.8	2011/02/07	100,000,000	2010/11/16

## Newly listed derivative warrants (continued)

Code	Issuer	Name of issue	Issue prices (HK\$)	Strike level/ Subscription price (HK\$) per 10 units	Subscription/ exercise period	Unit issued on initial listing	Listing date
26810	BNP Paribas Arbit Issu B.V.	CC Bank Euro Wts Jun 2013	0.25	8	2013/06/03	300,000,000	2010/11/17
26809	BNP Paribas Arbit Issu B.V.	CC Bank Euro Wts Nov 2012 B	0.25	7	2012/11/01	300,000,000	2010/11/17
26815	Credit Suisse AG	CC Bank European Warrants May 2011 A	0.25	9.08 per unit	2011/05/17	300,000,000	2010/11/17
26817	Credit Suisse AG	CC Bank European Warrants Oct 2013	0.25	8.702	2013/10/18	300,000,000	2010/11/17
26816	Credit Suisse AG	CC Bank European Warrants Dec 2012 B	0.25	7.3	2012/12/17	300,000,000	2010/11/17
26784	Credit Suisse AG	HKEx European Warrants May 2011 G	0.25	233 per 100 units	2011/05/17	300,000,000	2010/11/17
26822	Deutsche Bank AG	CC Bank European Warrants Apr 2011A	0.35	8.73 per 1 units	2011/04/18	300,000,000	2010/11/17
26823	Deutsche Bank AG	CC Bank European Warrants May 2011 A	0.25	9.50 per unit	2011/05/23	300,000,000	2010/11/17
10021	Deutsche Bank AG	Oil Futures European Warrants Jun 2011	0.25	96 per 300 units	2011/06/08	80,000,000	2010/11/17
10025	Deutsche Bank AG	Oil Futures European Put Warrants Jun 11	0.25	83 per 300 units	2011/06/08	80,000,000	2010/11/17
26777	HK Bank	BOC HK European Warrants May 2011	0.25	33.5	2011/05/30	100,000,000	2010/11/17
26805	HK Bank	CC Bank European Warrants May 2011 A	0.25	9.50 per unit	2011/05/17	150,000,000	2010/11/17
26778	HK Bank	CITIC Bank European Warrants Aug 2011	0.25	7.28 per unit	2011/08/15	80,000,000	2010/11/17
26779	HK Bank	China Life European Warrants Jul 2011	0.15	44.88	2011/07/21	120,000,000	2010/11/17
26780	HK Bank	Geely Auto European Warrants Jun 2011 A	0.25	6 per unit	2011/06/16	100,000,000	2010/11/17
26781	HK Bank	HKEx European Warrants Jul 2011	0.25	228.88 per 100 units	2011/07/20	200,000,000	2010/11/17
26782	HK Bank	SHK Ppt European Warrants May 2011	0.25	182	2011/05/17	100,000,000	2010/11/17
26804	J P Morgan SP BV	Agricultural Bk European Warrants May 11	0.25	5 per unit	2011/05/30	150,000,000	2010/11/17
26821	KBC Fin Products Int'l Ltd.	CC Bank Euro Wts May 2011 A	0.25	8.88 per unit	2011/05/17	188,000,000	2010/11/17
26789	Macquarie Bank Ltd.	CC Bank European Put Warrants Jun 2011	0.293	6.60 per unit	2011/06/03	250,000,000	2010/11/17
26785	Macquarie Bank Ltd.	CC Bank European Warrants Jun 2011 B	0.25	9.39 per unit	2011/06/03	250,000,000	2010/11/17
26818	Macquarie Bank Ltd.	WISE CSI European Warrants May 2011	0.253	46.88	2011/05/30	200,000,000	2010/11/17
26806	Merrill Lynch Int'l & Co. C.V.	HSI European Warrants Apr11G	0.155	25,100 per 8,500 units	2011/04/28	150,000,000	2010/11/17
26819	RB of Scotland N.V.	CC Bank European Warrants May 2011 B	0.276	9.08 per unit	2011/05/17	100,000,000	2010/11/17
26820	RB of Scotland N.V.	China Life European Wts May 2011	0.258	38.88	2011/05/17	150,000,000	2010/11/17
26783	Standard Chartered Bank	China Coal European Warrants Sep11	0.156	18.28	2011/09/26	100,000,000	2010/11/17
26786	SGA Societe Generale Acceptance N.V.	AGBK Eu Wt Apr 2011 D	0.22	4.88 per unit	2011/04/04	200,000,000	2010/11/17
26807	SGA Societe Generale Acceptance N.V.	CCB Eur Wt Apr 2011 C	0.27	8.613 per 1 units	2011/04/20	150,000,000	2010/11/17
26808	SGA Societe Generale Acceptance N.V.	CCB Eur Wt May 2011 C	0.25	9.18 per unit	2011/05/18	150,000,000	2010/11/17
26799	SGA Societe Generale Acceptance N.V.	C Transmiss Eu Wt Jul11A	0.25	19.88	2011/07/27	90,000,000	2010/11/17
26787	SGA Societe Generale Acceptance N.V.	CK(H) Eu Wt May 2011A	0.73	148.88	2011/05/30	50,000,000	2010/11/17
26788	SGA Societe Generale Acceptance N.V.	CK(H) Eu Wt May 2011B	0.53	158.88	2011/05/30	50,000,000	2010/11/17
26790	SGA Societe Generale Acceptance N.V.	CK(H) Eu Wt May 2011C	0.37	168.88	2011/05/30	50,000,000	2010/11/17
26791	SGA Societe Generale Acceptance N.V.	CK(H) Eu Wt Oct 2012B	0.25	130.08 per 100 units	2012/10/03	400,000,000	2010/11/17
26813	SGA Societe Generale Acceptance N.V.	CNBM Euro Wts Jul2011A	0.25	24.18	2011/07/13	150,000,000	2010/11/17
26793	SGA Societe Generale Acceptance N.V.	CNOOC Eu Wt Apr 2011C	0.17	18.38	2011/04/27	400,000,000	2010/11/17
26792	SGA Societe Generale Acceptance N.V.	CP&CC Eur Wt Apr 11B	0.37	9 per unit	2011/04/20	150,000,000	2010/11/17
26811	SGA Societe Generale Acceptance N.V.	CPAir Eur Wt Jun 2011	0.25	25.88	2011/06/27	80,000,000	2010/11/17
26800	SGA Societe Generale Acceptance N.V.	Dongfeng Eu Wt Jun11B	0.25	21.88	2011/06/01	200,000,000	2010/11/17
26794	SGA Societe Generale Acceptance N.V.	A50 Ch Eu Put Wt May 11	0.34	17.38	2011/05/23	300,000,000	2010/11/17
26795	SGA Societe Generale Acceptance N.V.	A50 Ch Eu Put Wt Jul 11	0.49	18.88	2011/07/25	300,000,000	2010/11/17
26796	SGA Societe Generale Acceptance N.V.	A50 Ch Eu Put Wt Apr 12	0.54	18.68	2012/04/23	300,000,000	2010/11/17
26801	SGA Societe Generale Acceptance N.V.	Gome Euro Wts May11A	0.32	3.08 per unit	2011/05/18	120,000,000	2010/11/17

## Newly listed derivative warrants (continued)

Code	Issuer	Name of issue	Issue prices (HK\$)	Strike level/ Subscription price (HK\$) per 10 units	Subscription/ exercise period	Unit issued on initial listing	Listing date
26825	SGA Societe Generale Acceptance N.V.	HKEx Eu Put Wt Apr 11	0.24	178.88 per 100 units	2011/04/20	300,000,000	2010/11/17
26824	SGA Societe Generale Acceptance N.V.	HKEx Eu Wt May 2011 D	0.25	228.88 per 100 units	2011/05/18	500,000,000	2010/11/17
26802	SGA Societe Generale Acceptance NV	Maanshan Iron Eu Wt May11	0.29	6.88 per unit	2011/05/18	40,000,000	2010/11/17
26812	SGA Societe Generale Acceptance N.V.	Ch Mengniu Eu Wt Jun11	0.25	25.88	2011/06/27	80,000,000	2010/11/17
26814	SGA Societe Generale Acceptance NV	New World Dev Eu Wt Jul11	0.25	19.08	2011/07/13	100,000,000	2010/11/17
26797	SGA Societe Generale Acceptance N.V.	Petch Eu Wt May 2011B	0.41	12.88 per unit	2011/05/23	100,000,000	2010/11/17
26798	SGA Societe Generale Acceptance N.V.	Petch Eu Wt May 2011C	0.3	13.88 per unit	2011/05/23	100,000,000	2010/11/17
26803	SGA Societe Generale Acceptance N.V.	Shimao Ppt Eu Wt Jul 11	0.16	16.88	2011/07/20	150,000,000	2010/11/17
26828	UBS AG	China Overseas European Warrants Jul 2011	0.25	19.68	2011/07/11	100,000,000	2010/11/17
26827	UBS AG	CC Bank European Warrants May 2011 B	0.25	9.28 per unit	2011/05/30	200,000,000	2010/11/17
26826	UBS AG	Hutchison European Put Warrants Oct 2011	0.25	90 per 100 units	2011/10/17	200,000,000	2010/11/17
26829	UBS AG	Hutchison European Warrants Jun 2011 B	0.25	113.88	2011/06/27	300,000,000	2010/11/17
26830	UBS AG	Shimao Ppt European Warrants Jul 2011	0.15	16.88	2011/07/18	100,000,000	2010/11/17
24540 <sup>#</sup>	J P Morgan SP BV	China Life European Warrants Mar 2011 A	0.224	36	2011/03/01	100,000,000	2010/11/17
18233 <sup>#</sup>	UBS AG	PetroChina European Warrants Feb 2011	0.062	10.88	2011/02/21	200,000,000	2010/11/17
26857	Credit Suisse AG	CC Bank European Warrants May 2011 B	0.25	9.52 per unit	2011/05/18	300,000,000	2010/11/18
26869	Credit Suisse AG	China Life European Warrants Apr 2011 B	0.15	40.05	2011/04/11	300,000,000	2010/11/18
26858	Credit Suisse AG	HSBC European Wts Mar 2011 B	0.15	102.1	2011/03/09	300,000,000	2010/11/18
26855	Credit Suisse AG	Hutchison European Warrants May 2011 B	0.25	118.88	2011/05/30	300,000,000	2010/11/18
26856	Credit Suisse AG	Hutchison European Warrants May 2011 C	0.25	108	2011/05/31	300,000,000	2010/11/18
26871	Citigroup Global Mkt H Inc.	HSBC European Wts Apr 2011 B	0.26	98	2011/04/15	80,000,000	2010/11/18
26872	Citigroup Global Mkt H Inc.	Jiangxi Copper Euro Wts May 11	0.25	31.88	2011/05/31	80,000,000	2010/11/18
26873	Citigroup Global Mkt H Inc.	Maanshan Iron Euro Wts Sep 11	0.25	5.68 per unit	2011/09/08	80,000,000	2010/11/18
26874	Citigroup Global Mkt H Inc.	Ping An Euro Wts May 2011	0.75	100	2011/05/18	80,000,000	2010/11/18
26875	Citigroup Global Mkt H Inc.	Ping An Euro Wts Dec 2011	0.25	88.88 per 100 units	2011/12/28	180,000,000	2010/11/18
26870	J P Morgan SP BV	BYD European Warrants Nov 2011	0.15	51.88 per 100 units	2011/11/28	300,000,000	2010/11/18
26852	J P Morgan Int'l Der. Ltd.	CC Bank European Wts May 2011 A	0.25	9.50 per unit	2011/05/18	200,000,000	2010/11/18
26853	J P Morgan Int'l Der. Ltd.	CC Bank European Wts May 2011 B	0.25	10 per unit	2011/05/18	200,000,000	2010/11/18
26854	J P Morgan SP BV	PetroChina European Warrants Oct 2012	0.25	11	2012/10/29	300,000,000	2010/11/18
26864	KBC Fin Products Int'l Ltd.	Ch Mobile Euro Wt May 2011	0.41	88.38	2011/05/18	128,000,000	2010/11/18
26868	KBC Fin Products Int'l Ltd.	A50 Ch European Put Wts Sep 11	0.15	13	2011/09/22	88,000,000	2010/11/18
26866	KBC Fin Products Int'l Ltd.	HSBC European Wts Jun 2011 A	0.25	108.88	2011/06/02	128,000,000	2010/11/18
26865	KBC Fin Products Int'l Ltd.	HSBC European Wts May 2011 F	0.46	93.98	2011/05/03	128,000,000	2010/11/18
26859	KBC Fin Products Int'l Ltd.	HSCEI Euro Wts May 2011	0.25	14,600 per 6,800 units	2011/05/30	100,000,000	2010/11/18
26861	KBC Fin Products Int'l Ltd.	HSCEI Euro Wts Jun 2011 A	0.25	13,000 per 9,800 units	2011/06/29	100,000,000	2010/11/18
26862	KBC Fin Products Int'l Ltd.	HSCEI Euro Wts Jun 2011 B	0.25	15,400 per 6,800 units	2011/06/29	100,000,000	2010/11/18
26860	KBC Fin Products Int'l Ltd.	HSCEI Euro Put Wts May 2011 A	0.27	14,200 per 6,800 units	2011/05/30	100,000,000	2010/11/18
26863	KBC Fin Products Int'l Ltd.	HSCEI Euro Put Wts Jun 2011 D	0.28	15,000 per 8,800 units	2011/06/29	100,000,000	2010/11/18
26867	KBC Fin Products Int'l Ltd.	Hutchison Euro Wts Jun 2011 B	0.25	108.88	2011/06/17	158,000,000	2010/11/18
26850	Macquarie Bank Ltd.	HKEx European Warrants May 2011 D	0.15	218.88 per 100 units	2011/05/06	200,000,000	2010/11/18
26849	Macquarie Bank Ltd.	HKEx European Warrants Jun 2011 B	0.193	200 per 100 units	2011/06/02	200,000,000	2010/11/18
26851	Macquarie Bank Ltd.	Ping An European Warrants Jul 2012	0.25	92.88 per 100 units	2012/07/04	200,000,000	2010/11/18
26831	Merrill Lynch Int'l & Co. C.V.	CNOOC European Wts Jul 2011	0.159	18.89	2011/07/18	100,000,000	2010/11/18

## Newly listed derivative warrants (continued)

Code	Issuer	Name of issue	Issue prices (HK\$)	Strike level/ Subscription price (HK\$) per 10 units	Subscription/ exercise period	Unit issued on initial listing	Listing date
26832	Merrill Lynch Int'l & Co. C.V.	CNOOC Euro Put Wts May 2011	0.159	16.28	2011/05/25	80,000,000	2010/11/18
26833	Merrill Lynch Int'l & Co. C.V.	CNOOC Euro Put Wts Jun 11E	0.154	15.38	2011/06/03	80,000,000	2010/11/18
26836	Merrill Lynch Int'l & Co. C.V.	Sinopec Euro Wts Apr 2011 A	0.61	8.09 per unit	2011/04/19	100,000,000	2010/11/18
26837	Merrill Lynch Int'l & Co. C.V.	Sinopec Euro Wts Apr 2011 B	0.345	8.89 per unit	2011/04/13	100,000,000	2010/11/18
26839	Merrill Lynch Int'l & Co. C.V.	Sinopec Euro Wts May 2012	0.151	7.81	2012/05/21	100,000,000	2010/11/18
26838	Merrill Lynch Int'l & Co. C.V.	Sinopec Eu Put Wts May 2011	0.335	6.68 per unit	2011/05/05	80,000,000	2010/11/18
26834	Merrill Lynch Int'l & Co. C.V.	PetroChina Eu Wt Apr 2011 B	0.64	10.89 per unit	2011/04/12	100,000,000	2010/11/18
26835	Merrill Lynch Int'l & Co. C.V.	PetroChina Eu Put Wt Mar 11	0.152	10.48	2011/03/31	80,000,000	2010/11/18
26840	Merrill Lynch Int'l & Co. C.V.	Ping An Euro Wts Apr 2011	0.59	98.89	2011/04/19	100,000,000	2010/11/18
26844	CC Rabobank B.A.	C Transmission European Warrants Jun2011A	0.25	18.5	2011/06/08	100,000,000	2010/11/18
26847	CC Rabobank B.A.	HSBC European Warrants May 2011 C	0.25	116.88	2011/05/30	200,000,000	2010/11/18
26846	CC Rabobank B.A.	Hutchison European Warrants Apr 2011	0.59	94	2011/04/11	200,000,000	2010/11/18
26848	CC Rabobank B.A.	Jiangxi Copper European Warrants May 11B	0.25	29.88	2011/05/30	100,000,000	2010/11/18
26842	Standard Chartered Bank	CHALCO European Warrants Dec 2011	0.5	12 per unit	2011/12/02	50,000,000	2010/11/18
26841	Standard Chartered Bank	BOC HK European Warrants Sep 2011	0.25	33.88	2011/09/01	100,000,000	2010/11/18
26843	Standard Chartered Bank	China Life European Warrants Apr11B	0.15	42.88	2011/04/21	100,000,000	2010/11/18
26877	UBS AG	CC Bank European Warrants Mar 2013	0.25	8.88	2013/03/25	300,000,000	2010/11/18
26878	UBS AG	HKEx European Warrants May 2011 H	0.25	238.88 per 100 units	2011/05/30	300,000,000	2010/11/18
26876	UBS AG	HSI European Warrants Jul 2011 A	0.25	29,000 per 8,000 units	2011/07/28	200,000,000	2010/11/18
26879	UBS AG	Hutchison European Warrants Jun 2011 C	0.25	123.88	2011/06/20	200,000,000	2010/11/18
26880	UBS AG	Ping An European Warrants Jun 2011 A	0.25	118.88	2011/06/28	100,000,000	2010/11/18
22552 <sup>#</sup>	Macquarie Bank Ltd.	Tencent European Warrants Apr 2011	0.09	198 per 100 units	2011/04/07	250,000,000	2010/11/18
19427 <sup>#</sup>	Credit Suisse	China Mobile European Warrants Oct 2011 A	0.049	88.88 per 100 units	2011/10/31	600,000,000	2010/11/18
21789 <sup>#</sup>	Credit Suisse AG	A50 China European Warrants Jan 2011 A	0.03	14.98	2011/01/17	1,000,000,000	2010/11/18
26259 <sup>#</sup>	SGA Societe Generale Acceptance N.V.	CLife Eu Wt Feb 2011D	0.082	40.7	2011/02/07	200,000,000	2010/11/18
26899	Barclays Bank plc	China Shenhua European Warrants Aug 2011	0.25	45	2011/08/01	100,000,000	2010/11/19
26898	Barclays Bank plc	HKEx European Warrants Oct 2011 B	0.25	225 per 100 units	2011/10/03	150,000,000	2010/11/19
26901	Barclays Bank plc	Hutchison European Put Warrants Oct 2011	0.25	90 per 100 units	2011/10/31	150,000,000	2010/11/19
26897	Barclays Bank plc	Jiangxi Copper European Warrants Jun 11	0.25	31	2011/06/30	100,000,000	2010/11/19
26900	Barclays Bank plc	Ping An European Warrants Jun 2012	0.25	100 per 100 units	2012/06/29	150,000,000	2010/11/19
26902	Credit Suisse AG	Hutchison European Warrants May 2011 D	0.25	128	2011/05/30	300,000,000	2010/11/19
26903	Credit Suisse AG	Ping An European Warrants May 2011 A	0.55	100	2011/05/19	300,000,000	2010/11/19
26904	Credit Suisse AG	Ping An European Warrants May 2011 B	0.27	113	2011/05/19	300,000,000	2010/11/19
26905	Credit Suisse AG	Ping An European Warrants May 2011 C	0.25	123	2011/05/19	300,000,000	2010/11/19
26910	Citigroup Global Mkt H Inc.	CNOOC Euro Put Wts May 2011 D	0.25	16.88	2011/05/31	80,000,000	2010/11/19
26906	Deutsche Bank AG	China Shenhua European Warrants Apr 2011B	0.21	42.88	2011/04/11	80,000,000	2010/11/19
26907	Deutsche Bank AG	Gome European Warrants May 2011	0.42	3.68 per unit	2011/05/23	80,000,000	2010/11/19
26908	Deutsche Bank AG	Zijin Mining European Warrants Aug 2011	0.15	8.68	2011/08/22	80,000,000	2010/11/19
26917	Merrill Lynch Int'l & Co. C.V.	China Life Eu Wt Mar 2011 C	0.191	37.5	2011/03/14	100,000,000	2010/11/19
26914	Merrill Lynch Int'l & Co. C.V.	HSBC Euro Wts Mar 2011 C	0.33	90	2011/03/23	100,000,000	2010/11/19
26915	Merrill Lynch Int'l & Co. C.V.	ICBC European Wts Apr 2011A	0.3	7.39 per unit	2011/04/15	100,000,000	2010/11/19
26916	Merrill Lynch Int'l & Co. C.V.	ICBC European Wts Apr 2011B	0.45	6.89 per unit	2011/04/04	100,000,000	2010/11/19
26888	Nomura Int'l plc	China Agri European Warrants Oct 2011	0.151	12.52	2011/10/10	200,000,000	2010/11/19

## Newly listed derivative warrants (continued)

Code	Issuer	Name of issue	Issue prices (HK\$)	Strike level/ Subscription price (HK\$) per 10 units	Subscription/ exercise period	Unit issued on initial listing	Listing date
26887	Nomura Int'l plc	China Agri European Warrants Dec 2011	0.229	10.82	2011/12/05	200,000,000	2010/11/19
26891	Nomura Int'l plc	CC Bank European Warrants Jun 2011 A	0.481	8.28 per unit	2011/06/30	100,000,000	2010/11/19
26892	Nomura Int'l plc	CC Bank European Warrants Jun 2011 B	0.31	8.88 per unit	2011/06/30	100,000,000	2010/11/19
26893	Nomura Int'l plc	China Coal European Warrants Jun 2011	0.151	15.7	2011/06/23	200,000,000	2010/11/19
26890	Nomura Int'l plc	Chaoda Modern European Warrants Aug 2011	0.151	7.688	2011/08/23	100,000,000	2010/11/19
26889	Nomura Int'l plc	C Transmission European Warrants Jun 2011	0.15	19.888	2011/06/30	100,000,000	2010/11/19
26882	Nomura Int'l plc	Cheung Kong European Warrants Sep 2012 B	0.19	130.08 per 100 units	2012/09/28	100,000,000	2010/11/19
26894	Nomura Int'l plc	China Life European Warrants May 2011	0.25	39.88	2011/05/31	100,000,000	2010/11/19
26895	Nomura Int'l plc	China Life European Warrants Jul 2011 A	0.15	44.888	2011/07/29	100,000,000	2010/11/19
26885	Nomura Int'l plc	Hang Lung Ppt European Warrants May 2011	0.25	42.88	2011/05/19	100,000,000	2010/11/19
26884	Nomura Int'l plc	HSBC European Warrants Feb 2011	0.15	100.1	2011/02/21	300,000,000	2010/11/19
26883	Nomura Int'l plc	HSBC European Warrants Apr 2011	0.249	96.05	2011/04/01	300,000,000	2010/11/19
26886	Nomura Int'l plc	JIANC European Warrants May 2011 A	0.25	29.88	2011/05/31	100,000,000	2010/11/19
26896	Nomura Int'l plc	Stanchart European Warrants Jun 2011	0.251	268 per 100 units	2011/06/30	100,000,000	2010/11/19
26881	Standard Chartered Bank	CC Bank European Warrants Jun 11B	0.25	10.88 per unit	2011/06/01	100,000,000	2010/11/19
26845	Standard Chartered Bank	HSBC European Warrants Apr 2011A	0.25	99.88	2011/04/21	100,000,000	2010/11/19
26909	SGA Societe Generale Acceptance N.V.	Gome Euro Wt May11B	0.27	4.18 per unit	2011/05/23	120,000,000	2010/11/19
26912	UBS AG	HSI European Warrants Jun 2011 A	0.25	26,500 per 8,000 units	2011/06/29	200,000,000	2010/11/19
26913	UBS AG	HSI European Warrants Jun 2011 B	0.25	28,000 per 8,000 units	2011/06/29	200,000,000	2010/11/19
26911	UBS AG	Ping An European Warrants Mar 2012 B	0.25	93.88 per 100 units	2012/03/19	300,000,000	2010/11/19
26058 <sup>#</sup>	UBS AG	HSI European Warrants Apr 2011 D	0.145	25,000 per 8,000 units	2011/04/28	400,000,000	2010/11/19
26124 <sup>#</sup>	UBS AG	CNOOC European Warrants Apr 2011	0.125	18.38	2011/04/27	200,000,000	2010/11/19
26934	BNP Paribas Arbit Issu B.V.	Gome European Warrants Sep 11	0.33	3.90 per unit	2011/09/01	100,000,000	2010/11/22
26928	Credit Suisse AG	CPIC European Warrants Mar 2011	0.15	32.85	2011/03/28	300,000,000	2010/11/22
26924	Deutsche Bank AG	CC Bank European Warrants May 2011 B	0.53	7.80 per unit	2011/05/23	200,000,000	2010/11/22
26925	Deutsche Bank AG	China Mobile European Warrants Apr 2011 C	0.39	86	2011/04/11	300,000,000	2010/11/22
26926	Deutsche Bank AG	HSBC European Warrants Apr 2011 C	0.4	90.88	2011/04/18	300,000,000	2010/11/22
26935	Goldman Sachs SP (Asia)	China Life Euro Wts Apr 2011 A	0.162	40.38	2011/04/21	200,000,000	2010/11/22
26918	HK Bank	A50 China European Put Warrants Dec 2011	0.25	13.38	2011/12/21	120,000,000	2010/11/22
26922	HK Bank	HKEx European Warrants May 2011	0.25	223.88 per 100 units	2011/05/23	200,000,000	2010/11/22
26930	KBC Fin Products Int'l Ltd.	CC Bank Euro Wts May 2011 B	0.56	7.68 per unit	2011/05/23	108,000,000	2010/11/22
26929	KBC Fin Products Int'l Ltd.	China Life Euro Wts Jun 2011 A	0.25	38	2011/06/03	188,000,000	2010/11/22
26933	KBC Fin Products Int'l Ltd.	China Life Eur Put Wt Jun 2011	0.25	30.88	2011/06/08	128,000,000	2010/11/22
26931	KBC Fin Products Int'l Ltd.	CMB European Put Warrants Jun11	0.25	20.68	2011/06/01	80,000,000	2010/11/22
26932	KBC Fin Products Int'l Ltd.	Hutchison Eur Put Wts May 2011	0.32	68.88	2011/05/03	108,000,000	2010/11/22
26923	Macquarie Bank Ltd.	CNOOC European Warrants Jun 2011	0.151	19.88	2011/06/15	200,000,000	2010/11/22
26920	Standard Chartered Bank	CNOOC European Warrants Apr 2011	0.15	18.38	2011/04/18	100,000,000	2010/11/22
26919	Standard Chartered Bank	PetroChina European Warrants Aug11	0.4	14.88 per unit	2011/08/03	100,000,000	2010/11/22
26927	UBS AG	PetroChina European Warrants Aug 2012	0.25	10.68	2012/08/20	500,000,000	2010/11/22
26921	UBS AG	Tencent Holdings European Warrants Jun 2011 B	0.15	213.88 per 100 units	2011/06/27	200,000,000	2010/11/22
26368 <sup>#</sup>	Credit Suisse AG	A50 China European Warrants Mar 2011	0.068	14	2011/03/28	300,000,000	2010/11/22
21685 <sup>#</sup>	HK Bank	HSI European Warrants Dec 2010 B	0.03	24,800 per 8,800 units	2010/12/30	335,000,000	2010/11/22
26112 <sup>#</sup>	J P Morgan SP BV	JX Copper European Warrants Apr 2011 B	0.16	26.88	2011/04/26	200,000,000	2010/11/22

## Newly listed derivative warrants (continued)

Code	Issuer	Name of issue	Issue prices (HK\$)	Strike level/ Subscription price (HK\$) per 10 units	Subscription/ exercise period	Unit issued on initial listing	Listing date
26103*	SGA Societe Generale Acceptance N.V.	HSI Eur Wt Apr 2011 D	0.147	24,600 per 8,000 units	2011/04/28	500,000,000	2010/11/22
26948	Credit Suisse AG	China Life European Warrants Feb 2011 E	0.15	36.4	2011/02/28	300,000,000	2010/11/23
26949	Credit Suisse AG	China Life European Warrants Mar 2011	0.15	37.55	2011/03/14	300,000,000	2010/11/23
26947	Credit Suisse AG	China Mobile European Warrants Mar 2011 B	0.15	85.9	2011/03/15	300,000,000	2010/11/23
26946	Credit Suisse AG	PetroChina European Warrants Nov 2011	0.15	10	2011/11/14	300,000,000	2010/11/23
26945	Credit Suisse AG	Tencent Holdings European Wts Apr 2011 C	0.15	178.10 per 100 units	2011/04/04	300,000,000	2010/11/23
26938	Citigroup Global Mkt H Inc.	HS Bank European Wts Jun 2011	0.15	119.99 per 100 units	2011/06/01	80,000,000	2010/11/23
26939	Citigroup Global Mkt H Inc.	Wharf European Wts Jun 2011	0.25	63.88	2011/06/13	80,000,000	2010/11/23
26944	KBC Fin Products Int'l Ltd.	Ch Mobile Eu Put Wt Jun 2011	0.48	71.8	2011/06/08	108,000,000	2010/11/23
26940	KBC Fin Products Int'l Ltd.	HSCEI Euro Put Wts May 2011 B	0.25	12,800 per 6,500 units	2011/05/30	100,000,000	2010/11/23
26941	KBC Fin Products Int'l Ltd.	HSI European Wts May 2011 B	0.25	22,800 per 9,000 units	2011/05/30	200,000,000	2010/11/23
26942	KBC Fin Products Int'l Ltd.	Hutchison Euro Wts Jun 2011 C	0.92	78.88	2011/06/03	108,000,000	2010/11/23
26943	KBC Fin Products Int'l Ltd.	Tencent Holdings Eu Wt Jul 11B	0.27	166.38 per 100 units	2011/07/15	108,000,000	2010/11/23
26950	CC Rabobank B.A.	China EB Ltd European Warrants Apr 2011	0.15	23	2011/04/19	80,000,000	2010/11/23
26953	CC Rabobank B.A.	CSR Times European Warrants Jun 2011 A	0.38	31	2011/06/27	80,000,000	2010/11/23
26952	CC Rabobank B.A.	CSR European Warrants Aug 2011	0.25	10	2011/08/15	100,000,000	2010/11/23
26951	CC Rabobank B.A.	Lenovo European Warrants Apr 2011	0.34	6.20 per unit	2011/04/26	80,000,000	2010/11/23
26954	CC Rabobank B.A.	Sany Int'l European Warrants Oct 2011	0.25	12.4	2011/10/24	120,000,000	2010/11/23
26937	Standard Chartered Bank	CNOOC European Warrants Aug 2011	0.25	18	2011/08/30	100,000,000	2010/11/23
26936	Standard Chartered Bank	HKEx European Warrants Aug 2011 B	0.25	208.88 per 100 units	2011/08/26	100,000,000	2010/11/23
26388*	Deutsche Bank AG	HKEx European Warrants May 2011 D	0.145	190.88 per 100 units	2011/05/03	400,000,000	2010/11/23
25834*	SGA Societe Generale Acceptance N.V.	HSI Eur Wt Mar 2011 G	0.133	24,000 per 8,000 units	2011/03/30	500,000,000	2010/11/23
26965	BOCI Asia Ltd.	BOC HK European Warrants Dec 2011	0.275	30.8	2011/12/05	100,000,000	2010/11/24
26966	BOCI Asia Ltd.	Ch Overseas European Warrants Jun 2011	0.15	18.88	2011/06/27	100,000,000	2010/11/24
26967	BOCI Asia Ltd.	Shimao Ppt European Warrants Oct 2011	0.16	14.9	2011/10/24	100,000,000	2010/11/24
26970	Citigroup Global Mkt H Inc.	CC Bank European Wts May 2011	0.25	8.38 per unit	2011/05/24	80,000,000	2010/11/24
26971	Citigroup Global Mkt H Inc.	Link Reit European Wts May 11B	0.25	26.88	2011/05/24	80,000,000	2010/11/24
26972	Goldman Sachs SP (Asia)	China Mobile Euro Wts Feb 2011 B	0.305	82.5	2011/02/28	200,000,000	2010/11/24
26973	Goldman Sachs SP (Asia)	HKEx European Warrants Apr 2011	0.153	190.88 per 100 units	2011/04/26	200,000,000	2010/11/24
26978	KBC Fin Products Int'l Ltd.	Ch Mobile Euro Wt Jun 2011	0.43	82.88	2011/06/03	128,000,000	2010/11/24
26969	Standard Chartered Bank	CHALCO European Warrants Aug 2011	0.25	11.88 per unit	2011/08/01	100,000,000	2010/11/24
26975	Standard Chartered Bank	BOCL European Warrants Aug 2011	0.25	5.58 per unit	2011/08/08	100,000,000	2010/11/24
26968	Standard Chartered Bank	BYD European Warrants Aug 2011	0.4	80	2011/08/30	100,000,000	2010/11/24
26974	Standard Chartered Bank	MTRC European Warrants Jul 2011	0.25	32.28	2011/07/11	100,000,000	2010/11/24
26955	SGA Societe Generale Acceptance N.V.	BOCom Eur Wt May 2011	0.45	9.88 per unit	2011/05/25	50,000,000	2010/11/24
26956	SGA Societe Generale Acceptance N.V.	BOCom Eur Wt Jan 2013	0.15	10	2013/01/02	200,000,000	2010/11/24
26957	SGA Societe Generale Acceptance N.V.	CNBM Euro Wts Jul 11B	0.25	20.38	2011/07/20	150,000,000	2010/11/24
26962	SGA Societe Generale Acceptance N.V.	HKEx Eu Wt Apr 2011 C	0.32	160.28 per 100 units	2011/04/11	300,000,000	2010/11/24
26963	SGA Societe Generale Acceptance N.V.	HKEx Eu Wt May 2011 E	0.15	203.88 per 100 units	2011/05/09	500,000,000	2010/11/24
26958	SGA Societe Generale Acceptance NV	SGA Societe Generale Acceptance NV	0.3	5.18 per unit	2011/07/20	38,000,000	2010/11/24
26960	SGA Societe Generale Acceptance N.V.	HWL Eur Wt Jun 2011A	0.28	120.88	2011/06/29	200,000,000	2010/11/24
26961	SGA Societe Generale Acceptance N.V.	HWL Eur Wt Jul 2011 A	0.25	128.88	2011/07/25	200,000,000	2010/11/24
26959	SGA Societe Generale Acceptance N.V.	HWL Eur Wt May 2011 B	0.29	114.88	2011/05/30	200,000,000	2010/11/24

## Newly listed derivative warrants (continued)

Code	Issuer	Name of issue	Issue prices (HK\$)	Strike level/ Subscription price (HK\$) per 10 units	Subscription/ exercise period	Unit issued on initial listing	Listing date
26964	SGA Societe Generale Acceptance N.V.	Lenovo Eur Wts May11B	0.47	6.28 per unit	2011/05/25	50,000,000	2010/11/24
26976	UBS AG	China Mobile European Warrants Feb 2011 C	0.2	82.5	2011/02/24	200,000,000	2010/11/24
26977	UBS AG	HSI European Warrants Mar 2011 F	0.2	22,500 per 8,000 units	2011/03/30	200,000,000	2010/11/24
24023 <sup>#</sup>	KBC Fin Products Int'l Ltd.	HSBC European Wts Sep 2011	0.09	80 per 100 units	2011/09/01	200,000,000	2010/11/24
26984	KBC Fin Products Int'l Ltd.	Ch Mobile Euro Wt Oct 2011	0.15	66 per 100 units	2011/10/11	128,000,000	2010/11/25
26991	KBC Fin Products Int'l Ltd.	Ch Overseas Euro Wts Jun 2011	0.16	16.88	2011/06/01	108,000,000	2010/11/25
26992	KBC Fin Products Int'l Ltd.	China Overseas Eu Put Wt Jul11	0.25	15	2011/07/06	108,000,000	2010/11/25
26987	KBC Fin Products Int'l Ltd.	China Tel Euro Wts Jul 2011	0.31	4.28 per unit	2011/07/05	80,000,000	2010/11/25
26982	KBC Fin Products Int'l Ltd.	Cheung Kong Eur Wts Nov 2011	0.25	108.88 per 100 units	2011/11/02	108,000,000	2010/11/25
26983	KBC Fin Products Int'l Ltd.	Minsheng Bank Euro Wt Jul 2011	0.36	7.88 per unit	2011/07/15	68,000,000	2010/11/25
26986	KBC Fin Products Int'l Ltd.	Sinopec Euro Wts Oct 2011	0.15	6.21	2011/10/03	128,000,000	2010/11/25
26985	KBC Fin Products Int'l Ltd.	CPIC European Wts Jun 2011	0.29	31.88	2011/06/15	108,000,000	2010/11/25
26988	KBC Fin Products Int'l Ltd.	HS Bank European Wts Jun 2011	0.15	120 per 100 units	2011/06/01	108,000,000	2010/11/25
26989	KBC Fin Products Int'l Ltd.	Hutchison Eur Put Wts Jun 2011	0.25	60	2011/06/08	108,000,000	2010/11/25
26990	KBC Fin Products Int'l Ltd.	Jiangxi Copper Eu Wts May 2011	0.16	27.28	2011/05/18	88,000,000	2010/11/25
26993	RB of Scotland N.V.	HKEx European Warrants Jun 2011 C	0.25	188.88 per 100 units	2011/06/30	250,000,000	2010/11/25
26994	RB of Scotland N.V.	HWL European Warrants Mar 2012	0.152	88.888 per 100 units	2012/03/21	500,000,000	2010/11/25
26995	RB of Scotland N.V.	Tencent Holdings European Wts Jun 11C	0.16	192.888 per 100 units	2011/06/03	250,000,000	2010/11/25
26979	SGA Societe Generale Acceptance N.V.	Ch Mob Eu Wt Feb 11C	0.28	82.5	2011/02/28	200,000,000	2010/11/25
26980	SGA Societe Generale Acceptance N.V.	Ch Mob Eu Wt May 11B	0.27	88.88	2011/05/30	200,000,000	2010/11/25
26981	SGA Societe Generale Acceptance N.V.	HKEx Eu Wt May 2011 F	0.15	195.90 per 100 units	2011/05/16	500,000,000	2010/11/25
25704 <sup>#</sup>	UBS AG	ICBC European Warrants Feb 2011 B	0.097	7 per unit	2011/02/14	200,000,000	2010/11/25
26623 <sup>#</sup>	UBS AG	Ping An European Warrants May 2011 B	0.58	108.88	2011/05/12	100,000,000	2010/11/25
27000	Credit Suisse AG	Ping An European Warrants Mar 2012 B	0.15	93.90 per 100 units	2012/03/12	300,000,000	2010/11/26
26999	HK Bank	China Mobile European Warrants Apr 2011 B	0.16	92	2011/04/27	200,000,000	2010/11/26
27005	J P Morgan SP BV	BankComm European Warrants May 2011	0.25	10.38 per unit	2011/05/26	100,000,000	2010/11/26
27008	J P Morgan SP BV	China Mob European Wts Apr 2011	0.25	86	2011/04/11	100,000,000	2010/11/26
27006	J P Morgan SP BV	China Life European Warrants May 2011	0.25	36.88	2011/05/26	100,000,000	2010/11/26
27007	J P Morgan SP BV	China Life European Warrants Jun 2011 A	0.25	38.88	2011/06/07	100,000,000	2010/11/26
27009	J P Morgan SP BV	Sinopec Corp European Warrants Apr 2011 B	0.25	8.38 per unit	2011/04/15	100,000,000	2010/11/26
27010	J P Morgan SP BV	HS Bank European Warrants May 2011	0.25	138.88	2011/05/26	80,000,000	2010/11/26
27011	J P Morgan SP BV	PetroChina European Warrants May 2011	0.3	11 per unit	2011/05/27	100,000,000	2010/11/26
26996	Merrill Lynch Int'l & Co. C.V.	China Life Eu Wt Apr 2011 B	0.172	38.39	2011/04/19	100,000,000	2010/11/26
26997	Merrill Lynch Int'l & Co. C.V.	China Life Eu Wt May 2011 B	0.15	40.89	2011/05/11	100,000,000	2010/11/26
26998	Merrill Lynch Int'l & Co. C.V.	HSBC Euro Wts May 2011 C	0.227	93.89	2011/05/03	100,000,000	2010/11/26
27003	RB of Scotland N.V.	A50 China European Warrants Sep 2011	0.152	13.618	2011/09/12	250,000,000	2010/11/26
27004	RB of Scotland N.V.	A50 China European Put Wts May 2011	0.172	13.988	2011/05/04	250,000,000	2010/11/26
27001	SGA Societe Generale Acceptance N.V.	HSBC Eu Wt Apr 2011 C	0.153	98	2011/04/18	300,000,000	2010/11/26
27002	UBS AG	Ping An European Warrants Jun 2011 B	0.25	128.88	2011/06/14	200,000,000	2010/11/26
25668 <sup>#</sup>	SGA Societe Generale Acceptance N.V.	CCB Eur Wt Mar 2011 B	0.234	8.28 per unit	2011/03/28	168,000,000	2010/11/26
26263 <sup>#</sup>	SGA Societe Generale Acceptance N.V.	HKEx Eu Wt May 2011 A	0.147	184.88 per 100 units	2011/05/09	200,000,000	2010/11/26
27031	Barclays Bank plc	AIA European Warrants Jun 2011	0.25	25	2011/06/29	120,000,000	2010/11/29
27032	Barclays Bank plc	AIA European Warrants Sep 2011	0.25	27	2011/09/29	120,000,000	2010/11/29

## Newly listed derivative warrants (continued)

Code	Issuer	Name of issue	Issue prices (HK\$)	Strike level/ Subscription price (HK\$) per 10 units	Subscription/ exercise period	Unit issued on initial listing	Listing date
27030	Barclays Bank plc	CC Bank European Warrants Jul 2011	0.35	8 per unit	2011/07/28	100,000,000	2010/11/29
27033	Barclays Bank plc	China Life European Warrants Sep 2011	0.25	42	2011/09/29	100,000,000	2010/11/29
27029	Barclays Bank plc	PetroChina European Warrants Oct 2012	0.15	11	2012/10/31	150,000,000	2010/11/29
27084	BNP Paribas Arbit Issu B.V.	AIA European Warrants May 2011	0.2	24	2011/05/04	100,000,000	2010/11/29
27085	BNP Paribas Arbit Issu B.V.	AIA European Warrants Jul 2011	0.25	26	2011/07/06	100,000,000	2010/11/29
27086	BNP Paribas Arbit Issu B.V.	AIA European Warrants Sep 2011	0.25	27.5	2011/09/08	100,000,000	2010/11/29
27087	BNP Paribas Arbit Issu B.V.	AIA European Warrants Dec 2011	0.25	30	2011/12/05	100,000,000	2010/11/29
27074	Credit Suisse AG	AIA European Warrants May 2011 A	0.15	28	2011/05/30	300,000,000	2010/11/29
27072	Credit Suisse AG	AIA European Warrants Apr 2011 A	0.15	24	2011/04/26	300,000,000	2010/11/29
27073	Credit Suisse AG	AIA European Warrants Apr 2011 B	0.15	25.2	2011/04/29	300,000,000	2010/11/29
27066	Citigroup Global Mkt H Inc.	AIA European Warrants Apr 2011	0.15	23.99	2011/04/21	80,000,000	2010/11/29
27075	Citigroup Global Mkt H Inc.	AIA European Warrants Jun 2011	0.25	25.88	2011/06/27	80,000,000	2010/11/29
27067	Citigroup Global Mkt H Inc.	Lenovo European Warrants Jun11	0.25	6.38 per unit	2011/06/08	80,000,000	2010/11/29
27068	Citigroup Global Mkt H Inc.	Ping An Euro Wts Jun 2011	0.4	111.11	2011/06/08	80,000,000	2010/11/29
27069	Deutsche Bank AG	AIA European Warrants May 2011 A	0.19	25.18	2011/05/06	300,000,000	2010/11/29
27070	Deutsche Bank AG	AIA European Warrants May 2011 B	0.3	22.28	2011/05/30	300,000,000	2010/11/29
27071	Deutsche Bank AG	AIA European Warrants May 2011 C	0.26	23.28	2011/05/30	300,000,000	2010/11/29
27062	Deutsche Bank AG	Ping An European Warrants Jun 2011	0.71	110	2011/06/13	150,000,000	2010/11/29
27063	Deutsche Bank AG	Ping An European Warrants Jun 2012	0.19	100 per 100 units	2012/06/28	150,000,000	2010/11/29
27057	Goldman Sachs SP (Asia)	China Mobile Euro Wts May 2011	0.4	82	2011/05/30	200,000,000	2010/11/29
27059	Goldman Sachs SP (Asia)	China Mobile Euro Wts Jun 2011 A	0.275	88	2011/06/07	200,000,000	2010/11/29
27076	Goldman Sachs SP (Asia)	CC Bank European Wts May 2011 B	0.605	7.50 per unit	2011/05/30	200,000,000	2010/11/29
27077	Goldman Sachs SP (Asia)	China Life Euro Wts Apr 2011 B	0.236	35.68	2011/04/29	200,000,000	2010/11/29
27078	Goldman Sachs SP (Asia)	China Life Euro Wts May 2011 B	0.265	38	2011/05/30	200,000,000	2010/11/29
27060	Goldman Sachs SP (Asia)	HSBC European Warrants May 2011 B	0.435	88.28	2011/05/09	200,000,000	2010/11/29
27061	Goldman Sachs SP (Asia)	HSBC European Warrants May 2011 C	0.33	92.8	2011/05/30	200,000,000	2010/11/29
27064	Macquarie Bank Ltd.	AIA European Warrants Jun 2011	0.152	28	2011/06/02	250,000,000	2010/11/29
27065	Macquarie Bank Ltd.	AIA European Put Warrants May 2011	0.18	20.88	2011/05/09	200,000,000	2010/11/29
27041	Nomura Int'l plc	Anhui Conch European Warrants Mar 2011	0.172	37.05	2011/03/22	80,000,000	2010/11/29
27042	Nomura Int'l plc	Anhui Conch European Warrants Jun 2011	0.253	39.88	2011/06/30	80,000,000	2010/11/29
27043	Nomura Int'l plc	Anhui Conch European Warrants Sep 2011	0.49	33.88	2011/09/30	80,000,000	2010/11/29
27044	Nomura Int'l plc	Agricultural Bk European Warrants Apr 11	0.151	4.838 per unit	2011/04/11	300,000,000	2010/11/29
27045	Nomura Int'l plc	AIA European Warrants Apr 2011	0.175	24	2011/04/20	300,000,000	2010/11/29
27046	Nomura Int'l plc	AIA European Warrants Jul 2011	0.193	25.05	2011/07/21	300,000,000	2010/11/29
27037	Nomura Int'l plc	China Telecom European Warrants May 2011	0.15	4.888 per unit	2011/05/12	100,000,000	2010/11/29
27038	Nomura Int'l plc	China Telecom European Warrants Jun 2011	0.325	4.38 per unit	2011/06/30	100,000,000	2010/11/29
27052	Nomura Int'l plc	China Life European Put Warrants May 2011	0.25	30.88	2011/05/31	100,000,000	2010/11/29
27039	Nomura Int'l plc	CNOOC European Warrants Apr 2011 B	0.15	18.398	2011/04/18	100,000,000	2010/11/29
27040	Nomura Int'l plc	CNOOC European Warrants Jul 2011 B	0.15	19.98	2011/07/29	100,000,000	2010/11/29
27047	Nomura Int'l plc	A50 China European Warrants Sep 2011	0.15	14.48	2011/09/30	100,000,000	2010/11/29
27048	Nomura Int'l plc	A50 China European Warrants Dec 2011	0.15	14.98	2011/12/30	100,000,000	2010/11/29
27049	Nomura Int'l plc	A50 China European Warrants Jul 2012	0.161	15.918	2012/07/31	100,000,000	2010/11/29
27035	Nomura Int'l plc	Henderson Land Dev European Warrants Jun11	0.15	70	2011/06/30	100,000,000	2010/11/29



## Newly listed derivative warrants (continued)

Code	Issuer	Name of issue	Issue prices (HK\$)	Strike level/ Subscription price (HK\$) per 10 units	Subscription/ exercise period	Unit issued on initial listing	Listing date
27034	Nomura Int'l plc	HSBC European Warrants Jun 2011	0.15	108.05	2011/06/21	100,000,000	2010/11/29
27036	Nomura Int'l plc	JIANC European Warrants May 2011 B	0.25	26.28	2011/05/31	100,000,000	2010/11/29
27051	Nomura Int'l plc	Jiangxi Copper European Put Warrants May11	0.25	19.98	2011/05/31	100,000,000	2010/11/29
27050	Nomura Int'l plc	Stanchart European Warrants Sep 2011	0.328	248 per 100 units	2011/09/30	100,000,000	2010/11/29
27053	Nomura Int'l plc	Stanchart European Put Warrants Jun 2011	0.25	208 per 100 units	2011/06/30	75,000,000	2010/11/29
27079	RB of Scotland N.V.	AIA European Warrants May 2011 A	0.172	25.188	2011/05/04	200,000,000	2010/11/29
27080	RB of Scotland N.V.	AIA European Warrants May 2011 B	0.152	28.038	2011/05/25	200,000,000	2010/11/29
27027	Standard Chartered Bank	AIA European Warrants May 2011	0.25	24.5	2011/05/30	100,000,000	2010/11/29
27028	Standard Chartered Bank	AIA European Warrants Sep 2011	0.25	27.8	2011/09/30	100,000,000	2010/11/29
27081	SGA Societe Generale Acceptance N.V.	AIA European Wt May11A	0.18	26.88	2011/05/04	500,000,000	2010/11/29
27082	SGA Societe Generale Acceptance N.V.	AIA European Wt Jun11A	0.27	24.88	2011/06/01	500,000,000	2010/11/29
27083	SGA Societe Generale Acceptance N.V.	AIA European Wt Jun11B	0.16	28.88	2011/06/01	500,000,000	2010/11/29
27014	SGA Societe Generale Acceptance N.V.	HKEx Eu Wt Apr 2011 D	0.22	178 per 100 units	2011/04/27	500,000,000	2010/11/29
27012	SGA Societe Generale Acceptance N.V.	HSI Eur Wt May 2011 B	0.25	23,800 per 8,000 units	2011/05/30	500,000,000	2010/11/29
27013	SGA Societe Generale Acceptance N.V.	HSI Eur Wt May 2011 C	0.25	24,400 per 8,000 units	2011/05/30	500,000,000	2010/11/29
27016	SGA Societe Generale Acceptance N.V.	HSI Eu Put Wt May 11E	0.26	22,800 per 8,000 units	2011/05/30	500,000,000	2010/11/29
27017	SGA Societe Generale Acceptance N.V.	HSI Eu Put Wt May 11F	0.31	23,600 per 8,000 units	2011/05/30	500,000,000	2010/11/29
27015	SGA Societe Generale Acceptance N.V.	Petch Eu Wt Jan 2012	0.18	8.88	2012/01/09	400,000,000	2010/11/29
27018	SGA Societe Generale Acceptance N.V.	SHK P Eu Wt Jul 2011	0.15	133.88 per 100 units	2011/07/11	300,000,000	2010/11/29
27019	SGA Societe Generale Acceptance N.V.	SHK P Eu Wt Feb 2012	0.17	145 per 100 units	2012/02/06	300,000,000	2010/11/29
27054	UBS AG	AIA European Warrants May 2011	0.15	28.88	2011/05/31	200,000,000	2010/11/29
27058	UBS AG	AIA European Put Warrants May 2011	0.15	21.68	2011/05/09	200,000,000	2010/11/29
27055	UBS AG	AIA European Warrants Apr 2011 A	0.2	22.88	2011/04/20	200,000,000	2010/11/29
27056	UBS AG	AIA European Warrants Apr 2011 B	0.15	25.18	2011/04/29	200,000,000	2010/11/29
25873*	KBC Fin Products Int'l Ltd.	A50 Ch Euro Wts Sep 2011 A	0.106	14.08	2011/09/01	250,000,000	2010/11/29
27090	BOCI Asia Ltd.	AIA European Warrants Aug 2011	0.25	25	2011/08/01	100,000,000	2010/11/30
27091	BOCI Asia Ltd.	Yurun Food European Warrants Jun 2011 B	0.25	33	2011/06/07	100,000,000	2010/11/30
27093	Deutsche Bank AG	AIA European Warrants Jun 2011	0.15	28	2011/06/01	300,000,000	2010/11/30
27106	Deutsche Bank AG	AIA European Put Warrants May 2011	0.16	20.88	2011/05/09	200,000,000	2010/11/30
27108	Deutsche Bank AG	China Life European Warrants May 2011 B	0.17	38.88	2011/05/17	300,000,000	2010/11/30
27109	Deutsche Bank AG	China Life European Warrants May 2011 C	0.15	41.88	2011/05/23	300,000,000	2010/11/30
27110	Deutsche Bank AG	China Life European Warrants Jun 2011 A	0.39	32.88	2011/06/07	300,000,000	2010/11/30
27111	Deutsche Bank AG	China Life European Warrants Jun 2011 B	0.34	34.38	2011/06/13	300,000,000	2010/11/30
27112	Deutsche Bank AG	China Life European Warrants Jun 2011 C	0.25	36.88	2011/06/07	300,000,000	2010/11/30
27092	Deutsche Bank AG	HSI European Warrants May 2011 D	0.25	23,400 per 8,000 units	2011/05/30	300,000,000	2010/11/30
27096	Deutsche Bank AG	HSI European Put Warrants May 2011 E	0.25	23,000 per 8,000 units	2011/05/30	300,000,000	2010/11/30
27098	HK Bank	HSI European Warrants May 2011 C	0.25	22,800 per 10,000 units	2011/05/30	200,000,000	2010/11/30
27099	HK Bank	HSI European Warrants May 2011 D	0.25	24,000 per 8,800 units	2011/05/30	200,000,000	2010/11/30
27107	HK Bank	HSI European Warrants Jul 2011 B	0.25	25,800 per 8,200 units	2011/07/28	200,000,000	2010/11/30
27103	HK Bank	HSI European Put Warrants May 2011 F	0.25	23,200 per 10,000 units	2011/05/30	200,000,000	2010/11/30
27104	HK Bank	HSI European Put Warrants May 2011 G	0.25	24,800 per 12,800 units	2011/05/30	200,000,000	2010/11/30
27097	HK Bank	ICBC European Warrants May 2011	0.25	6.68 per unit	2011/05/30	120,000,000	2010/11/30
27100	J P Morgan SP BV	AIA European Warrants Apr 2011	0.15	26.88	2011/04/29	300,000,000	2010/11/30

## Newly listed derivative warrants (continued)

Code	Issuer	Name of issue	Issue prices (HK\$)	Strike level/ Subscription price (HK\$) per 10 units	Subscription/ exercise period	Unit issued on initial listing	Listing date
27101	J P Morgan SP BV	AIA European Warrants May 2011	0.25	24.88	2011/05/30	300,000,000	2010/11/30
27102	J P Morgan SP BV	Ping An European Warrants May 2011	0.46	110	2011/05/30	100,000,000	2010/11/30
27105	J P Morgan SP BV	Ping An European Warrants Jun 2012	0.15	100 per 100 units	2012/06/29	300,000,000	2010/11/30
27094	Macquarie Bank Ltd.	China Mobile European Wts Mar 2011	0.745	75	2011/03/25	150,000,000	2010/11/30
27095	Macquarie Bank Ltd.	SHK Ppt European Warrants Jun 2011	0.159	126.88 per 100 units	2011/06/24	150,000,000	2010/11/30
27114	Standard Chartered Bank	ICBC European Warrants Jul 2011	0.26	6.98 per unit	2011/07/04	100,000,000	2010/11/30
27113	Standard Chartered Bank	SHK P European Warrants Dec 2011	0.151	138.08 per 100 units	2011/12/19	100,000,000	2010/11/30
27088	UBS AG	China Life European Warrants Apr 2011 B	0.2	35.88	2011/04/11	300,000,000	2010/11/30
27089	UBS AG	HSI European Warrants Mar 2011 G	0.3	21,400 per 8,500 units	2011/03/30	200,000,000	2010/11/30
27146	BNP Paribas Arbit Issu B.V.	Hutchison European Wts Apr 12	0.15	78.90 per 100 units	2012/04/02	100,000,000	2010/12/01
27147	BNP Paribas Arbit Issu B.V.	Ping An European Wts Jul 2012	0.15	100 per 100 units	2012/07/04	100,000,000	2010/12/01
27139	Deutsche Bank AG	China Mobile European Warrants May 2011 A	0.15	96	2011/05/17	300,000,000	2010/12/01
27140	Deutsche Bank AG	China Mobile European Warrants Jun 2011	0.48	81.88	2011/06/30	300,000,000	2010/12/01
27137	Deutsche Bank AG	CC Bank European Warrants Jul 2011	0.5	7.38 per unit	2011/07/11	200,000,000	2010/12/01
27138	Deutsche Bank AG	CC Bank European Warrants Aug 2011	0.78	6.88 per unit	2011/08/30	200,000,000	2010/12/01
27136	Deutsche Bank AG	CC Bank European Warrants Apr 2011 B	0.57	7.168 per 1 units	2011/04/04	200,000,000	2010/12/01
27149	Deutsche Bank AG	HSI European Put Warrants Mar 2011 E	0.15	21,600 per 7,000 units	2011/03/30	300,000,000	2010/12/01
27150	Deutsche Bank AG	Tencent Holdings European Warrants Jul11B	0.18	178.88 per 100 units	2011/07/04	200,000,000	2010/12/01
27125	Goldman Sachs SP (Asia)	BOCL European Warrants Jun 2011	0.26	4.28 per unit	2011/06/07	200,000,000	2010/12/01
27126	Goldman Sachs SP (Asia)	BOCL European Warrants Jul 2011	0.25	4.80 per unit	2011/07/25	200,000,000	2010/12/01
27124	Goldman Sachs SP (Asia)	A50 China European Wts Nov 2011	0.16	13.188	2011/11/04	200,000,000	2010/12/01
27127	Goldman Sachs SP (Asia)	HKEx European Warrants May 2011	0.213	178.88 per 100 units	2011/05/30	200,000,000	2010/12/01
27128	Goldman Sachs SP (Asia)	Hutchison European Wts Jun 2011	0.82	80	2011/06/07	200,000,000	2010/12/01
27129	Goldman Sachs SP (Asia)	Hutchison European Wts Jul 2011 A	0.555	90	2011/07/04	200,000,000	2010/12/01
27130	Goldman Sachs SP (Asia)	Tencent Holdings European Wt May 11	0.159	180 per 100 units	2011/05/30	200,000,000	2010/12/01
27148	J P Morgan SP BV	China Life European Warrants Apr 2011 D	0.15	38.38	2011/04/21	300,000,000	2010/12/01
27134	J P Morgan SP BV	HSBC European Warrants Apr 2011 B	0.285	84	2011/04/20	200,000,000	2010/12/01
27135	J P Morgan SP BV	HSBC European Warrants Apr 2011 C	0.15	90.88	2011/04/14	200,000,000	2010/12/01
27144	Macquarie Bank Ltd.	Alibaba European Warrants Jul 2011	0.15	16.5	2011/07/04	200,000,000	2010/12/01
27143	Macquarie Bank Ltd.	Huaneng Power European Wts Jul 2011	0.252	5.20 per unit	2011/07/06	200,000,000	2010/12/01
27145	CC Rabobank B.A.	Air China European Warrants Aug 2011	0.25	11	2011/08/23	100,000,000	2010/12/01
27132	CC Rabobank B.A.	China Agri European Warrants Dec 2011	0.15	10.82	2011/12/05	150,000,000	2010/12/01
27133	CC Rabobank B.A.	KECL European Warrants Aug 2011	0.15	10.9	2011/08/11	200,000,000	2010/12/01
27131	CC Rabobank B.A.	China Mengniu European Warrants Jun 2011	0.17	25.9	2011/06/27	150,000,000	2010/12/01
27142	CC Rabobank B.A.	MTRC European Warrants May 2011	0.15	33	2011/05/23	100,000,000	2010/12/01
27116	SGA Societe Generale Acceptance N.V.	AIA European Wts May11B	0.15	25.18	2011/05/04	500,000,000	2010/12/01
27117	SGA Societe Generale Acceptance N.V.	BOCL Eu Wt Mar 2011	0.21	4.39 per 1 units	2011/03/21	200,000,000	2010/12/01
27118	SGA Societe Generale Acceptance N.V.	BOCL Eu Wt Apr 2011 C	0.15	4.89 per 1 units	2011/04/27	200,000,000	2010/12/01
27119	SGA Societe Generale Acceptance N.V.	CCCCL Eu Wt Dec 2011A	0.15	6	2011/12/28	200,000,000	2010/12/01
27120	SGA Societe Generale Acceptance N.V.	HKEx Eu Wt May 2011 G	0.2	178.88 per 100 units	2011/05/23	500,000,000	2010/12/01
27121	SGA Societe Generale Acceptance N.V.	HKEx Eu Wt May 2011 H	0.15	200 per 100 units	2011/05/30	500,000,000	2010/12/01
27115	SGA Societe Generale Acceptance N.V.	HSI Eur Wt May 2011 G	0.2	22,800 per 9,000 units	2011/05/30	500,000,000	2010/12/01
27122	SGA Societe Generale Acceptance N.V.	HSI Eu Put Wt Apr 11G	0.22	23,000 per 8,500 units	2011/04/28	500,000,000	2010/12/01

## Newly listed derivative warrants (continued)

Code	Issuer	Name of issue	Issue prices (HK\$)	Strike level/ Subscription price (HK\$) per 10 units	Subscription/ exercise period	Unit issued on initial listing	Listing date
27123	SGA Societe Generale Acceptance N.V.	HSI Eu Put Wt May 11H	0.21	22,200 per 8,500 units	2011/05/30	500,000,000	2010/12/01
27141	UBS AG	China Life European Warrants Mar 2011	0.26	32.28	2011/03/07	300,000,000	2010/12/01
27170	Credit Suisse AG	China Shenhua European Warrants Mar 2011	0.15	36.9	2011/03/28	300,000,000	2010/12/02
27169	Credit Suisse AG	Tencent Holdings European Put Wt May2011D	0.15	155.10 per 100 units	2011/05/30	300,000,000	2010/12/02
27174	Deutsche Bank AG	HSBC European Warrants May 2011 B	0.38	86.5	2011/05/25	200,000,000	2010/12/02
27171	Deutsche Bank AG	HSBC European Warrants Jun 2011 C	0.95	73.88	2011/06/07	200,000,000	2010/12/02
27172	Deutsche Bank AG	HSBC European Warrants Jun 2011 D	0.68	78.88	2011/06/07	200,000,000	2010/12/02
27173	Deutsche Bank AG	HSBC European Warrants Jun 2011 E	0.49	82.88	2011/06/07	200,000,000	2010/12/02
27186	Deutsche Bank AG	HSI European Warrants May 2011 F	0.27	22,200 per 8,000 units	2011/05/30	300,000,000	2010/12/02
27188	Deutsche Bank AG	HSI European Warrants May 2011 G	0.19	22,800 per 9,000 units	2011/05/30	300,000,000	2010/12/02
27187	Deutsche Bank AG	HSI European Put Warrants Apr 2011 H	0.16	22,400 per 8,000 units	2011/04/28	300,000,000	2010/12/02
27177	Goldman Sachs SP (Asia)	HSI European Warrants May 2011 A	0.234	22,800 per 9,000 units	2011/05/30	200,000,000	2010/12/02
27175	Goldman Sachs SP (Asia)	HSI European Warrants Apr 2011 D	0.218	23,400 per 8,000 units	2011/04/28	200,000,000	2010/12/02
27176	Goldman Sachs SP (Asia)	HSI European Warrants Apr 2011 E	0.153	24,600 per 8,800 units	2011/04/28	200,000,000	2010/12/02
27151	HK Bank	Esprit European Warrants Jun 2011 A	0.25	46	2011/06/02	120,000,000	2010/12/02
27183	J P Morgan SP BV	China Mob European Wts Jun 2011 A	0.25	88.88	2011/06/02	200,000,000	2010/12/02
27152	J P Morgan SP BV	Ch Overseas European Warrants May 2011	0.15	16.88	2011/05/30	200,000,000	2010/12/02
27156	J P Morgan SP BV	A50 China European Put Warrants Sep 2011	0.15	13	2011/09/22	300,000,000	2010/12/02
27155	J P Morgan SP BV	HSBC European Put Warrants Sep 2011	0.15	90 per 100 units	2011/09/27	388,000,000	2010/12/02
27184	J P Morgan SP BV	Lenovo European Warrants Jun 2011 A	0.25	6.38 per unit	2011/06/02	100,000,000	2010/12/02
27153	J P Morgan SP BV	Tencent European Warrants Jun 2011 A	0.25	163.88 per 100 units	2011/06/02	200,000,000	2010/12/02
27185	J P Morgan SP BV	Tencent European Warrants Jun 2011 B	0.15	188.88 per 100 units	2011/06/21	200,000,000	2010/12/02
27154	J P Morgan SP BV	Tencent European Warrants Jul 2011	0.15	200 per 100 units	2011/07/21	200,000,000	2010/12/02
27159	SGA Societe Generale Acceptance N.V.	Anhui Conch Eu Wt Jun11A	0.35	35.88	2011/06/27	80,000,000	2010/12/02
27157	SGA Societe Generale Acceptance N.V.	Air China Eu Wt Jun11	0.15	12	2011/06/27	200,000,000	2010/12/02
27158	SGA Societe Generale Acceptance N.V.	Alibaba Eu Wts Dec 11	0.25	16.08	2011/12/21	150,000,000	2010/12/02
27160	SGA Societe Generale Acceptance N.V.	Belle Int'l Eu Wt Nov11	0.25	15.68	2011/11/21	150,000,000	2010/12/02
27161	SGA Societe Generale Acceptance N.V.	Chi Res Land Eu Wt Dec11	0.25	15.38	2011/12/21	150,000,000	2010/12/02
27162	SGA Societe Generale Acceptance N.V.	Ch Ship Cont Eu Wt Jun11	0.39	3.60 per unit	2011/06/20	70,000,000	2010/12/02
27165	SGA Societe Generale Acceptance N.V.	R&F Ppt Eu Wts Jun 11	0.15	12.28	2011/06/27	200,000,000	2010/12/02
27163	SGA Societe Generale Acceptance N.V.	GCL-Poly Eu Wt Jun11B	0.25	2.80 per unit	2011/06/13	100,000,000	2010/12/02
27164	SGA Societe Generale Acceptance N.V.	Gome Euro Wt Jun 2011A	0.3	3.68 per unit	2011/06/20	120,000,000	2010/12/02
27166	SGA Societe Generale Acceptance NV	New World Dev Eu Wt Dec11	0.25	16.38	2011/12/19	150,000,000	2010/12/02
27167	SGA Societe Generale Acceptance N.V.	PICC P&C Eu Wt Dec 11	0.25	12.68	2011/12/21	200,000,000	2010/12/02
27168	SGA Societe Generale Acceptance NV	Yanzhou Coal Eu Wt Jun11B	0.25	24.48	2011/06/20	120,000,000	2010/12/02
27178	UBS AG	CC Bank European Warrants Apr 2011	0.6	6.79 per 1 units	2011/04/18	100,000,000	2010/12/02
27179	UBS AG	China Mobile European Warrants Mar 2011 B	0.55	75	2011/03/21	100,000,000	2010/12/02
27182	UBS AG	HSI European Put Warrants Mar 2011 H	0.15	21,800 per 8,000 units	2011/03/30	200,000,000	2010/12/02
27180	UBS AG	ICBC European Warrants Mar 2011 B	0.45	5.87 per 1 units	2011/03/28	100,000,000	2010/12/02
27181	UBS AG	SPDR Gold Trust European Warrants Jun 2011	0.25	1,150 per 100 units	2011/06/20	100,000,000	2010/12/02
23662 <sup>#</sup>	CC Rabobank B.A.	KECL European Warrants Jun 2011	0.09	11.4	2011/06/29	200,000,000	2010/12/02
27216	Credit Suisse AG	HSI European Warrants Mar 2011 C	0.2	22,300 per 8,000 units	2011/03/30	300,000,000	2010/12/03
27217	Credit Suisse AG	HSI European Warrants Mar 2011 D	0.15	22,900 per 8,500 units	2011/03/30	300,000,000	2010/12/03

## Newly listed derivative warrants (continued)

Code	Issuer	Name of issue	Issue prices (HK\$)	Strike level/ Subscription price (HK\$) per 10 units	Subscription/ exercise period	Unit issued on initial listing	Listing date
27221	Credit Suisse AG	HSI European Put Warrants Mar 2011 E	0.15	21,900 per 8,000 units	2011/03/30	300,000,000	2010/12/03
27218	Goldman Sachs SP (Asia)	AIA European Warrants Apr 2011 A	0.199	22.88	2011/04/29	200,000,000	2010/12/03
27199	Goldman Sachs SP (Asia)	HSI European Warrants Jun 2011 B	0.26	22,600 per 8,000 units	2011/06/29	200,000,000	2010/12/03
27200	Goldman Sachs SP (Asia)	HSI European Put Wts Apr 2011 F	0.183	22,600 per 8,500 units	2011/04/28	200,000,000	2010/12/03
27194	J P Morgan SP BV	Agricultural Bk European Warrants Jun 11A	0.25	4.50 per unit	2011/06/03	200,000,000	2010/12/03
27195	J P Morgan SP BV	BankComm European Warrants Jun 2011	0.396	9 per unit	2011/06/29	100,000,000	2010/12/03
27196	J P Morgan Int'l Der. Ltd.	CC Bank European Wts Jun 2011 A	0.601	7 per unit	2011/06/03	200,000,000	2010/12/03
27197	J P Morgan Int'l Der. Ltd.	CC Bank European Wts Jun 2011 B	0.252	8 per unit	2011/06/03	200,000,000	2010/12/03
27198	J P Morgan SP BV	Esprit European Wts Jun 2011 A	0.252	45	2011/06/29	100,000,000	2010/12/03
27215	KBC Fin Products Int'l Ltd.	HSBC European Wts Sep 2011 B	0.15	70 per 100 units	2011/09/02	208,000,000	2010/12/03
27214	Macquarie Bank Ltd.	AIA European Warrants Aug 2011	0.251	25	2011/08/02	250,000,000	2010/12/03
27189	CC Rabobank B.A.	Agile Ppt European Warrants Jun 2011	0.15	12.4	2011/06/08	100,000,000	2010/12/03
27190	CC Rabobank B.A.	China Dongxiang European Warrants Jun 11	0.25	4.20 per unit	2011/06/03	120,000,000	2010/12/03
27191	CC Rabobank B.A.	Ch Ship Cont European Warrants Jun 2011	0.4	3.75 per unit	2011/06/03	100,000,000	2010/12/03
27192	CC Rabobank B.A.	Evergrande European Warrants Jun 2011	0.37	4.10 per unit	2011/06/03	100,000,000	2010/12/03
27193	CC Rabobank B.A.	Shanghai Electric European Warrants Jun11	0.65	6.10 per unit	2011/06/03	100,000,000	2010/12/03
27201	SGA Societe Generale Acceptance N.V.	Agile Ppt Eu Wts Jun11	0.15	12.38	2011/06/20	200,000,000	2010/12/03
27202	SGA Societe Generale Acceptance N.V.	Air China Eu Wt Oct11B	0.25	10.58	2011/10/26	200,000,000	2010/12/03
27203	SGA Societe Generale Acceptance NV	Angang Steel Eu Wt Jun11B	0.15	13	2011/06/27	200,000,000	2010/12/03
27204	SGA Societe Generale Acceptance N.V.	China EB Ltd Eu Wt Aug11	0.25	22	2011/08/22	120,000,000	2010/12/03
27205	SGA Societe Generale Acceptance N.V.	C Transmiss Eu Wt Oct11	0.25	17.18	2011/10/26	150,000,000	2010/12/03
27207	SGA Societe Generale Acceptance N.V.	Dongfeng Eu Wt Aug 11	0.25	19.68	2011/08/29	200,000,000	2010/12/03
27206	SGA Societe Generale Acceptance N.V.	Dongfeng Eu Wt Jun11C	0.26	17.28	2011/06/27	200,000,000	2010/12/03
27208	SGA Societe Generale Acceptance N.V.	Geely Au Eu Wt Jun11A	0.38	5.28 per unit	2011/06/20	80,000,000	2010/12/03
27209	SGA Societe Generale Acceptance N.V.	Gome Euro Wt Jun 11B	0.38	3.58 per unit	2011/06/20	120,000,000	2010/12/03
27210	SGA Societe Generale Acceptance NV	Maanshan Iron Eu Wt Jun11	0.45	4.68 per unit	2011/06/20	50,000,000	2010/12/03
27213	SGA Societe Generale Acceptance N.V.	Sinopharm Eu Wts Jun11	0.31	32.58	2011/06/20	80,000,000	2010/12/03
27211	SGA Societe Generale Acceptance N.V.	Shimao Ppt Eu Wt Oct 11	0.16	14.88	2011/10/26	200,000,000	2010/12/03
27212	SGA Societe Generale Acceptance N.V.	Shimao Ppt Eu Wt Dec 11	0.25	12.48	2011/12/21	200,000,000	2010/12/03
27236	BNP Paribas Arbit Issu B.V.	Ch Mobile Euro Wts Jul 2011	0.49	82.88	2011/07/05	200,000,000	2010/12/06
27237	BNP Paribas Arbit Issu B.V.	Ch Mobile Euro Wts Jan 2012	0.4	93.8	2012/01/04	200,000,000	2010/12/06
27235	BNP Paribas Arbit Issu B.V.	CC Bank Euro Wts Aug 2011	0.63	7.50 per unit	2011/08/02	200,000,000	2010/12/06
27238	BNP Paribas Arbit Issu B.V.	ICBC European Wts Aug 2011	0.38	6.80 per unit	2011/08/02	200,000,000	2010/12/06
27225	Goldman Sachs SP (Asia)	Cheung Kong European Wts Apr 2011	0.36	135	2011/04/18	200,000,000	2010/12/06
27224	Goldman Sachs SP (Asia)	Cheung Kong European Wts Apr 2012	0.154	120.88 per 100 units	2012/04/30	200,000,000	2010/12/06
27227	Goldman Sachs SP (Asia)	Ping An European Warrants Jun 2011	0.71	102.88	2011/06/07	200,000,000	2010/12/06
27226	Goldman Sachs SP (Asia)	Ping An European Warrants Mar 2012	0.164	93.88 per 100 units	2012/03/12	200,000,000	2010/12/06
27229	J P Morgan SP BV	Anta Sports European Warrants Jun 2011	0.25	16	2011/06/07	100,000,000	2010/12/06
27234	J P Morgan SP BV	BEA European Warrants Jun 2011	0.25	36.88	2011/06/07	80,000,000	2010/12/06
27219	J P Morgan Int'l Der. Ltd.	CC Bank European Wts May 2011 C	0.34	7.50 per unit	2011/05/23	200,000,000	2010/12/06
27231	J P Morgan SP BV	CITIC Bank European Warrants Jun 2011 A	0.38	5.50 per unit	2011/06/29	100,000,000	2010/12/06
27232	J P Morgan SP BV	CITIC Bank European Warrants Jun 2011 B	0.25	6 per unit	2011/06/29	100,000,000	2010/12/06
27230	J P Morgan SP BV	Cathay Pacific European Warrants Jun 2011	0.25	25	2011/06/07	100,000,000	2010/12/06

## Newly listed derivative warrants (continued)

Code	Issuer	Name of issue	Issue prices (HK\$)	Strike level/ Subscription price (HK\$) per 10 units	Subscription/ exercise period	Unit issued on initial listing	Listing date
27233	J P Morgan SP BV	Esprit European Wts Jun 2011 B	0.25	42	2011/06/07	100,000,000	2010/12/06
27222	SGA Societe Generale Acceptance N.V.	AIA European Wt May11C	0.19	23.28	2011/05/23	500,000,000	2010/12/06
27220	SGA Societe Generale Acceptance N.V.	Ch Overseas Eu Wt Dec11	0.25	17.78	2011/12/21	200,000,000	2010/12/06
27223	SGA Societe Generale Acceptance N.V.	A50 Ch Eu Wt Jul 2012	0.15	15.88	2012/07/25	300,000,000	2010/12/06
27228	SGA Societe Generale Acceptance N.V.	Ch Mengniu Eu Wt Oct11	0.25	28.88	2011/10/26	100,000,000	2010/12/06
27245	Deutsche Bank AG	Esprit European Warrants Jun 2011	0.25	43.88	2011/06/20	100,000,000	2010/12/07
27246	Deutsche Bank AG	Evergrande European Warrants Jun 2011	0.44	4.18 per unit	2011/06/27	100,000,000	2010/12/07
27247	Deutsche Bank AG	Li & Fung European Warrants Jun 2011	0.31	57.88	2011/06/20	100,000,000	2010/12/07
27243	Goldman Sachs SP (Asia)	HSI European Warrants May 2011 B	0.164	23,800 per 8,000 units	2011/05/30	200,000,000	2010/12/07
27244	Goldman Sachs SP (Asia)	Sinopharm European Warrants Jun 11	0.315	31.8	2011/06/27	200,000,000	2010/12/07
27239	CC Rabobank B.A.	Datang European Warrants Jun 2011	0.35	3.30 per unit	2011/06/08	100,000,000	2010/12/07
27240	CC Rabobank B.A.	Huaneng Power European Warrants Jun 2011	0.25	4.86 per unit	2011/06/08	100,000,000	2010/12/07
27241	CC Rabobank B.A.	Shanghai Ind European Warrants Jun 2011	0.29	39	2011/06/08	100,000,000	2010/12/07
27249	RB of Scotland N.V.	ICBC European Warrants Jun 2011 C	0.444	6.28 per unit	2011/06/07	100,000,000	2010/12/07
27250	Standard Chartered Bank	AIA European Warrants Nov 2011	0.15	30	2011/11/28	100,000,000	2010/12/07
27242	Standard Chartered Bank	China Mobile European Wts Mar 2011	0.25	85	2011/03/24	100,000,000	2010/12/07
26095*	J P Morgan Int'l Der. Ltd.	CC Bank European Wts Apr 2011 A	0.148	8.88 per unit	2011/04/26	138,000,000	2010/12/07
27288	Citigroup Global Mkt H Inc.	Alibaba European Warrants Oct 11	0.25	13.88	2011/10/18	80,000,000	2010/12/08
27290	Citigroup Global Mkt H Inc.	Ch Overseas Euro Wts Jun 2011B	0.15	16.88	2011/06/07	80,000,000	2010/12/08
27291	Citigroup Global Mkt H Inc.	Sh Ind H European Wts Jul 2011	0.25	38.88	2011/07/18	80,000,000	2010/12/08
27276	Deutsche Bank AG	Agricultural Bk European Warrants Aug 11	0.47	4.08 per unit	2011/08/15	150,000,000	2010/12/08
27274	Deutsche Bank AG	Agricultural Bk European Warrants Jul 11A	0.25	4.68 per unit	2011/07/25	150,000,000	2010/12/08
27275	Deutsche Bank AG	Agricultural Bk European Warrants Jul 11B	0.15	5.08 per unit	2011/07/18	150,000,000	2010/12/08
27278	Deutsche Bank AG	AIA European Warrants Sep 2011	0.25	26.5	2011/09/26	300,000,000	2010/12/08
27279	Deutsche Bank AG	BOC HK European Warrants May 2011	0.15	33.28	2011/05/30	200,000,000	2010/12/08
27277	Deutsche Bank AG	China Mobile European Warrants May 2011 B	0.22	88.88	2011/05/30	300,000,000	2010/12/08
27280	Deutsche Bank AG	Cathay Pacific European Warrants Jun 2011	0.25	26.28	2011/06/20	100,000,000	2010/12/08
27281	Deutsche Bank AG	ICBC European Warrants Jun 2011 A	0.56	5.80 per unit	2011/06/20	200,000,000	2010/12/08
27282	Deutsche Bank AG	ICBC European Warrants Jun 2011 B	0.35	6.38 per unit	2011/06/27	200,000,000	2010/12/08
27283	Deutsche Bank AG	ICBC European Warrants Jul 2011 A	0.25	6.98 per unit	2011/07/25	200,000,000	2010/12/08
27284	Deutsche Bank AG	ICBC European Warrants Jul 2011 B	0.15	7.65 per 1 units	2011/07/05	200,000,000	2010/12/08
27270	Goldman Sachs SP (Asia)	Minsheng Bank European Wts Jun11	0.34	8 per unit	2011/06/13	200,000,000	2010/12/08
27271	Goldman Sachs SP (Asia)	Esprit European Warrants Jun 2011A	0.46	39.48	2011/06/13	200,000,000	2010/12/08
27272	Goldman Sachs SP (Asia)	Esprit European Warrants Jun 2011B	0.365	43.18	2011/06/20	200,000,000	2010/12/08
27273	Goldman Sachs SP (Asia)	HSI European Put Wts Jun 2011 D	0.25	22,200 per 8,000 units	2011/06/29	200,000,000	2010/12/08
27285	KBC Fin Products Int'l Ltd.	BankComm Euro Wts Jun 2011	0.55	8.98 per unit	2011/06/08	68,000,000	2010/12/08
27289	KBC Fin Products Int'l Ltd.	BankComm Eur Put Wt Jun 2011	0.49	7.20 per unit	2011/06/08	58,000,000	2010/12/08
27286	KBC Fin Products Int'l Ltd.	Ch Overseas Euro Wts Aug 2011	0.26	15.088	2011/08/18	108,000,000	2010/12/08
27287	KBC Fin Products Int'l Ltd.	Li & Fung Euro Put Wt Aug 2011	0.52	42.8	2011/08/18	58,000,000	2010/12/08
27252	RB of Scotland N.V.	CC Bank European Warrants Apr 2011	0.494	7.28 per 1 units	2011/04/13	100,000,000	2010/12/08
27251	RB of Scotland N.V.	HSI European Warrants Mar 2011 A	0.151	23,900 per 8,000 units	2011/03/30	250,000,000	2010/12/08
27253	Standard Chartered Bank	China Life European Warrants Jul 11B	0.25	36.38	2011/07/04	100,000,000	2010/12/08
27254	SGA Societe Generale Acceptance NV	Angang Steel Eu Wt Jun11C	0.16	11.68	2011/06/27	150,000,000	2010/12/08

## Newly listed derivative warrants (continued)

Code	Issuer	Name of issue	Issue prices (HK\$)	Strike level/ Subscription price (HK\$) per 10 units	Subscription/ exercise period	Unit issued on initial listing	Listing date
27255	SGA Societe Generale Acceptance N.V.	CCCCL Eu Wt Dec 2011B	0.15	6	2011/12/28	200,000,000	2010/12/08
27256	SGA Societe Generale Acceptance N.V.	C Transmiss Eu Wt Jul11B	0.25	14.48	2011/07/04	100,000,000	2010/12/08
27257	SGA Societe Generale Acceptance N.V.	Ch Mob Eu Wt Mar 11C	0.64	75	2011/03/21	200,000,000	2010/12/08
27258	SGA Societe Generale Acceptance N.V.	Ch Mob Eu Wt Jun 11A	0.45	81.5	2011/06/08	200,000,000	2010/12/08
27259	SGA Societe Generale Acceptance N.V.	Ch Mob Eu Wt Jun 11B	0.27	87.88	2011/06/08	200,000,000	2010/12/08
27260	SGA Societe Generale Acceptance N.V.	Ch Overseas Eu Wt Jun11B	0.15	16.88	2011/06/08	200,000,000	2010/12/08
27261	SGA Societe Generale Acceptance N.V.	Esprit Euro Wts Jun11	0.29	44.08	2011/06/08	80,000,000	2010/12/08
27263	SGA Societe Generale Acceptance N.V.	R&F Ppt Eu Wts May 11	0.15	11.28	2011/05/30	150,000,000	2010/12/08
27262	SGA Societe Generale Acceptance N.V.	GCL-Poly Eu Wt Jun11C	0.29	2.80 per unit	2011/06/08	70,000,000	2010/12/08
27265	SGA Societe Generale Acceptance N.V.	HKEx Eu Put Wt Sep 11	0.15	142 per 100 units	2011/09/05	300,000,000	2010/12/08
27264	SGA Societe Generale Acceptance N.V.	HKEx Eu Wt Jul 2011 C	0.15	198.88 per 100 units	2011/07/18	500,000,000	2010/12/08
27266	SGA Societe Generale Acceptance N.V.	KECL Euro Wts Jun 11	0.15	11.38	2011/06/22	200,000,000	2010/12/08
27267	SGA Societe Generale Acceptance N.V.	Petch Eu Wt Aug 2012	0.15	10.68	2012/08/13	500,000,000	2010/12/08
27268	UBS AG	Alibaba European Warrants Sep 2011	0.25	14.88	2011/09/26	100,000,000	2010/12/08
27269	UBS AG	Hutchison European Warrants Mar 2012	0.15	78.88 per 100 units	2012/03/19	500,000,000	2010/12/08
20626*	Macquarie Bank Ltd.	HSBC European Warrants Apr 2011	0.02	88 per 100 units	2011/04/11	600,000,000	2010/12/08
27308	Barclays Bank plc	China Mobile European Wts Aug 2011	0.25	90	2011/08/01	100,000,000	2010/12/09
27304	Barclays Bank plc	China Mobile European Put Wts Aug 2011	0.27	67.5	2011/08/01	100,000,000	2010/12/09
27307	Barclays Bank plc	CNOOC European Warrants Aug 2011	0.18	17.38	2011/08/01	120,000,000	2010/12/09
27306	Barclays Bank plc	HSBC European Warrants Jul 2011	0.3	87.5	2011/07/25	100,000,000	2010/12/09
27309	Barclays Bank plc	ICBC European Warrants Aug 2011 A	0.26	7 per unit	2011/08/08	100,000,000	2010/12/09
27302	BOCI Asia Ltd.	CPIC European Warrants Jun 2011	0.15	36.88	2011/06/01	100,000,000	2010/12/09
27303	BOCI Asia Ltd.	HKEx European Warrants Sep 2011	0.25	185 per 100 units	2011/09/05	300,000,000	2010/12/09
27329	Credit Suisse AG	AIA European Warrants Apr 2011 C	0.15	22.9	2011/04/20	300,000,000	2010/12/09
27328	Citigroup Global Mkt H Inc.	China Shenhua Eur Wts Jun 2011	0.25	36.88	2011/06/27	80,000,000	2010/12/09
27327	Citigroup Global Mkt H Inc.	A50 China Euro Wts Jun 2011 C	0.15	13.88	2011/06/23	80,000,000	2010/12/09
27333	Citigroup Global Mkt H Inc.	HSCEI European Wts Jul 2011	0.25	13,800 per 6,000 units	2011/07/28	80,000,000	2010/12/09
27337	Citigroup Global Mkt H Inc.	HSCEI Euro Put Wts Jul 2011	0.25	12,600 per 6,000 units	2011/07/28	80,000,000	2010/12/09
27314	Deutsche Bank AG	HKEx European Warrants May 2011 F	0.22	178.88 per 100 units	2011/05/30	300,000,000	2010/12/09
27315	Deutsche Bank AG	HKEx European Warrants Jun 2011 C	0.22	188.88 per 100 units	2011/06/27	300,000,000	2010/12/09
27316	Deutsche Bank AG	HKEx European Warrants Jul 2011 B	0.17	198.88 per 100 units	2011/07/25	300,000,000	2010/12/09
27322	Goldman Sachs SP (Asia)	AIA European Warrants Jun 2011	0.154	24.88	2011/06/01	200,000,000	2010/12/09
27321	Goldman Sachs SP (Asia)	AIA European Warrants Apr 2011 B	0.151	23.99	2011/04/21	200,000,000	2010/12/09
27323	Goldman Sachs SP (Asia)	Alibaba European Warrants Oct 2011A	0.25	14	2011/10/31	200,000,000	2010/12/09
27332	Goldman Sachs SP (Asia)	BYD European Warrants Jun 2011	0.75	52.88	2011/06/14	100,000,000	2010/12/09
27325	Goldman Sachs SP (Asia)	Ch Comm Cons European Wts Jun 2011	0.48	8 per unit	2011/06/13	200,000,000	2010/12/09
27324	Goldman Sachs SP (Asia)	China Life Euro Wts Jun 2011 B	0.25	36	2011/06/20	200,000,000	2010/12/09
27319	Goldman Sachs SP (Asia)	HSI European Warrants Jun 2011 C	0.33	21,800 per 8,000 units	2011/06/29	200,000,000	2010/12/09
27320	Goldman Sachs SP (Asia)	HSI European Put Wts May 2011 D	0.275	23,600 per 8,000 units	2011/05/30	200,000,000	2010/12/09
27300	Merrill Lynch Int'l & Co. C.V.	HSI European Warrants Jun 11A	0.25	24,700 per 8,000 units	2011/06/29	200,000,000	2010/12/09
27295	Merrill Lynch Int'l & Co. C.V.	HSI European Warrants Nov 11	0.151	26,900 per 8,000 units	2011/11/29	200,000,000	2010/12/09
27292	Merrill Lynch Int'l & Co. C.V.	HSI European Warrants May11C	0.191	23,500 per 8,000 units	2011/05/30	200,000,000	2010/12/09
27293	Merrill Lynch Int'l & Co. C.V.	HSI European Warrants May11D	0.151	24,100 per 8,800 units	2011/05/30	200,000,000	2010/12/09

## Newly listed derivative warrants (continued)

Code	Issuer	Name of issue	Issue prices (HK\$)	Strike level/ Subscription price (HK\$) per 10 units	Subscription/ exercise period	Unit issued on initial listing	Listing date
27294	Merrill Lynch Int'l & Co. C.V.	HSI European Warrants Jul11B	0.15	25,900 per 8,200 units	2011/07/28	200,000,000	2010/12/09
27296	Merrill Lynch Int'l & Co. C.V.	HSI European Put Wts Apr11H	0.227	24,000 per 9,000 units	2011/04/28	200,000,000	2010/12/09
27297	Merrill Lynch Int'l & Co. C.V.	HSI European Put Wts May11E	0.186	22,400 per 8,500 units	2011/05/30	200,000,000	2010/12/09
27298	Merrill Lynch Int'l & Co. C.V.	HSI European Put Wts May11F	0.218	23,500 per 10,000 units	2011/05/30	200,000,000	2010/12/09
27299	Merrill Lynch Int'l & Co. C.V.	HSI European Put Wts May11G	0.3	24,000 per 8,000 units	2011/05/30	200,000,000	2010/12/09
27305	RB of Scotland N.V.	HSI European Put Warrants Mar 2011	0.152	22,700 per 8,000 units	2011/03/30	250,000,000	2010/12/09
27301	RB of Scotland N.V.	HSI European Warrants Mar 2011 B	0.167	23,400 per 8,000 units	2011/03/30	250,000,000	2010/12/09
27317	Standard Chartered Bank	HKEx European Warrants Oct 2011 B	0.25	185 per 100 units	2011/10/03	100,000,000	2010/12/09
27318	Standard Chartered Bank	PetroChina European Warrants Aug12	0.15	10.68	2012/08/13	100,000,000	2010/12/09
27310	SGA Societe Generale Acceptance N.V.	BYD Euro Wts Nov 2013	0.15	58.88 per 100 units	2013/11/25	1,200,000,000	2010/12/09
27311	SGA Societe Generale Acceptance N.V.	CCB Eur Wt Dec 2012	0.21	5.27 per 10 units	2012/12/10	1,200,000,000	2010/12/09
27312	SGA Societe Generale Acceptance N.V.	CCB Eur Wt Jun 2013	0.15	8	2013/06/03	1,200,000,000	2010/12/09
27326	SGA Societe Generale Acceptance N.V.	HKEx Eu Wt Jun 2011 C	0.15	203.88 per 100 units	2011/06/08	500,000,000	2010/12/09
27313	SGA Societe Generale Acceptance N.V.	ICBC Eu Wt Dec 2012	0.16	5 per 10 units	2012/12/10	1,200,000,000	2010/12/09
27330	UBS AG	HKEx European Warrants Jul 2011 D	0.25	188.88 per 100 units	2011/07/18	300,000,000	2010/12/09
27331	UBS AG	HSBC European Put Warrants Mar 2011	0.15	71.98	2011/03/30	100,000,000	2010/12/09
24175*	Barclays Bank plc	China Mobile European Wts Jun 2012	0.064	84.88 per 100 units	2012/06/18	200,000,000	2010/12/09
24925*	SGA Societe Generale Acceptance N.V.	CCB Eur Wt Mar 2011 A	0.29	7.68 per unit	2011/03/02	130,000,000	2010/12/09
27348	Citigroup Global Mkt H Inc.	CNBM European Warrants Jun 11B	0.15	22.5	2011/06/03	80,000,000	2010/12/10
27349	Citigroup Global Mkt H Inc.	Chi Res Power Euro Wts Aug 11	0.25	14.88	2011/08/08	80,000,000	2010/12/10
27345	Citigroup Global Mkt H Inc.	ICBC European Wts Jun 2011	0.25	7 per unit	2011/06/22	80,000,000	2010/12/10
27354	Citigroup Global Mkt H Inc.	KECL European Warrants Feb 12	0.25	13.88	2012/02/27	80,000,000	2010/12/10
27346	Citigroup Global Mkt H Inc.	Li Ning European Wts Jul 2011B	0.25	24.88	2011/07/18	80,000,000	2010/12/10
27347	Citigroup Global Mkt H Inc.	Tencent European Put Wts May11	0.15	167.50 per 100 units	2011/05/26	100,000,000	2010/12/10
27350	Citigroup Global Mkt H Inc.	Zijin Mining Euro Wts Sep 2011	0.15	8.38	2011/09/26	80,000,000	2010/12/10
27353	Deutsche Bank AG	KECL European Warrants Sep 2011	0.15	12.88	2011/09/26	100,000,000	2010/12/10
27340	J P Morgan SP BV	BOC HK European Warrants Jun 2011 B	0.25	29	2011/06/29	200,000,000	2010/12/10
27341	J P Morgan SP BV	Minsheng Bank European Warrants Jun 2011A	0.25	8 per unit	2011/06/10	100,000,000	2010/12/10
27342	J P Morgan SP BV	Minsheng Bank European Warrants Jun 2011B	0.609	7 per unit	2011/06/20	100,000,000	2010/12/10
27343	J P Morgan SP BV	CPIC European Warrants Jun 2011	0.25	33	2011/06/29	100,000,000	2010/12/10
27344	J P Morgan SP BV	Hutchison European Warrants Mar 2012 A	0.15	78.88 per 100 units	2012/03/19	500,000,000	2010/12/10
27355	KBC Fin Products Int'l Ltd.	Esprit European Wts Jul 2011	0.38	42.88	2011/07/13	80,000,000	2010/12/10
27334	Standard Chartered Bank	AIA European Warrants Jun 2011	0.26	21.88	2011/06/13	100,000,000	2010/12/10
27335	Standard Chartered Bank	HSBC European Warrants Sep 2011 A	0.455	94.88	2011/09/30	100,000,000	2010/12/10
27336	SGA Societe Generale Acceptance N.V.	Ch Mob Eu Wt May 11C	0.43	82	2011/05/23	200,000,000	2010/12/10
27338	SGA Societe Generale Acceptance N.V.	CP&CC Eur Wt Jun 11B	0.55	8.08 per unit	2011/06/13	150,000,000	2010/12/10
27339	SGA Societe Generale Acceptance N.V.	Petch Eu Wt Oct 2012	0.15	11	2012/10/22	500,000,000	2010/12/10
27352	UBS AG	AIA European Warrants Jun 2011	0.25	24.38	2011/06/20	200,000,000	2010/12/10
27351	UBS AG	China Shenhua European Warrants Jun 2011 B	0.25	33.88	2011/06/20	100,000,000	2010/12/10
27362	Citigroup Global Mkt H Inc.	Sinopharm European Wts Jul 11	0.25	33	2011/07/28	80,000,000	2010/12/13
27359	Goldman Sachs SP (Asia)	CITIC Pacific European Wts Jun11	0.25	22	2011/06/20	50,000,000	2010/12/13
27360	Goldman Sachs SP (Asia)	HSI European Put Wts Jun 2011 E	0.265	23,000 per 8,000 units	2011/06/29	200,000,000	2010/12/13
27356	RB of Scotland N.V.	China Mobile European Wts Jun 2011 A	0.256	88.88	2011/06/13	80,000,000	2010/12/13

## Newly listed derivative warrants (continued)

Code	Issuer	Name of issue	Issue prices (HK\$)	Strike level/ Subscription price (HK\$) per 10 units	Subscription/ exercise period	Unit issued on initial listing	Listing date
27357	RB of Scotland N.V.	HSBC European Warrants Jun 2011 B	0.259	91.88	2011/06/13	80,000,000	2010/12/13
27358	RB of Scotland N.V.	HWL European Warrants Jun 2011 B	0.466	91.88	2011/06/30	80,000,000	2010/12/13
27369	Standard Chartered Bank	Agricultural Bk European Wts Aug11	0.25	5.28 per unit	2011/08/02	100,000,000	2010/12/13
27368	Standard Chartered Bank	CC Bank European Warrants Aug 2011	0.25	9.80 per unit	2011/08/02	100,000,000	2010/12/13
27363	SGA Societe Generale Acceptance N.V	Anhui Conch Eu Wt Jun11B	0.26	41.28	2011/06/13	80,000,000	2010/12/13
27364	SGA Societe Generale Acceptance N.V.	Geely Auto Eu Wt Jun11B	0.42	4.68 per unit	2011/06/13	80,000,000	2010/12/13
27365	SGA Societe Generale Acceptance N.V.	JIANC Eu Wts Aug 2011	0.25	31.38	2011/08/08	200,000,000	2010/12/13
27361	SGA Societe Generale Acceptance N.V.	KECL Euro Wts Sep 11	0.18	12.88	2011/09/26	200,000,000	2010/12/13
27366	SGA Societe Generale Acceptance N.V.	KECL Euro Wts Dec 11	0.25	13.28	2011/12/12	200,000,000	2010/12/13
27367	SGA Societe Generale Acceptance N.V.	Li & Fung Eu Wt Jul11	0.47	51.48	2011/07/04	100,000,000	2010/12/13
23835 <sup>#</sup>	KBC Fin Products Int'l Ltd.	Ch Mobile Euro Wt Feb 2011 B	0.12	82.68	2011/02/01	260,000,000	2010/12/13
26620 <sup>#</sup>	UBS AG	CNOOC European Warrants Jun 2011 B	0.108	20.38	2011/06/09	200,000,000	2010/12/13
27371	BNP Paribas Arbit Issu B.V.	Chi Res Power Euro Wts Feb12	0.25	16.38	2012/02/02	100,000,000	2010/12/14
27372	BNP Paribas Arbit Issu B.V.	Esprit European Wts Jul 2011	0.38	43	2011/07/05	100,000,000	2010/12/14
10027	BNP Paribas Arbit Issu B.V.	Gold European Warrants Jun 11	0.27	1,700 per 1,500 units	2011/06/14	200,000,000	2010/12/14
10023	BNP Paribas Arbit Issu B.V.	Gold European Warrants Jun 12	0.27	2,000 per 3,500 units	2012/06/06	200,000,000	2010/12/14
10022	BNP Paribas Arbit Issu B.V.	Gold European Warrants Dec 11B	0.28	1,850 per 2,500 units	2011/12/06	200,000,000	2010/12/14
27373	BNP Paribas Arbit Issu B.V.	KECL European Warrants Oct 11	0.17	12.89	2011/10/04	100,000,000	2010/12/14
10024	BNP Paribas Arbit Issu B.V.	Oil Futures European Wt Jun 11	0.25	95 per 300 units	2011/06/16	200,000,000	2010/12/14
10026	BNP Paribas Arbit Issu B.V.	Oil Futures European Wt May 12	0.25	110 per 300 units	2012/05/17	200,000,000	2010/12/14
10028	BNP Paribas Arbit Issu B.V.	Oil Futures Euro Put Wt Jun 11	0.25	85 per 300 units	2011/06/16	200,000,000	2010/12/14
27374	BNP Paribas Arbit Issu B.V.	PetroCh Euro Wts May 2011 C	0.33	11.99 per unit	2011/05/04	100,000,000	2010/12/14
27375	BNP Paribas Arbit Issu B.V.	Zijin Mining Euro Wts Jan 2012	0.15	7.89	2012/01/04	100,000,000	2010/12/14
27390	Citigroup Global Mkt H Inc.	CNOOC European Wts Jun 2011 B	0.15	20.38	2011/06/01	100,000,000	2010/12/14
27385	Deutsche Bank AG	BOCL European Warrants May 2011	0.23	4.497 per 1 units	2011/05/16	150,000,000	2010/12/14
27386	Deutsche Bank AG	BOCL European Warrants Jun 2011	0.24	4.28 per unit	2011/06/07	150,000,000	2010/12/14
27387	Deutsche Bank AG	BOCL European Warrants Jul 2011	0.15	4.794 per 1 units	2011/07/11	150,000,000	2010/12/14
27381	Deutsche Bank AG	HSI European Put Warrants Jun 2011 B	0.25	22,600 per 8,000 units	2011/06/29	300,000,000	2010/12/14
27388	Deutsche Bank AG	Hutchison European Warrants Jun 2011 A	0.97	80	2011/06/27	150,000,000	2010/12/14
27389	Deutsche Bank AG	Hutchison European Warrants Jun 2011 B	0.6	90	2011/06/27	150,000,000	2010/12/14
27382	Goldman Sachs SP (Asia)	CNOOC European Warrants Jun 2011 C	0.15	20.38	2011/06/13	200,000,000	2010/12/14
27384	Goldman Sachs SP (Asia)	HSI European Put Wts May 2011 E	0.169	22,200 per 8,500 units	2011/05/30	200,000,000	2010/12/14
27383	Goldman Sachs SP (Asia)	PetroChina European Wts Apr 2011	0.49	10.88 per unit	2011/04/11	200,000,000	2010/12/14
27370	Macquarie Bank Ltd.	HSI European Warrants Apr 2011 B	0.196	22,500 per 10,000 units	2011/04/28	200,000,000	2010/12/14
27376	CC Rabobank B.A.	Anta Sports European Warrants May 2011	0.15	18	2011/05/23	100,000,000	2010/12/14
27377	CC Rabobank B.A.	BBMG European Warrants Nov 2011	0.25	14.2	2011/11/07	200,000,000	2010/12/14
27380	CC Rabobank B.A.	CNOOC European Warrants Jun 2011 B	0.15	20.4	2011/06/02	120,000,000	2010/12/14
27378	CC Rabobank B.A.	Digital China European Warrants Jun 2011	0.25	18.4	2011/06/15	200,000,000	2010/12/14
27379	CC Rabobank B.A.	Sinofert European Warrants Apr 2011	0.3	4.98 per unit	2011/04/29	100,000,000	2010/12/14
21760 <sup>#</sup>	Macquarie Bank Ltd.	A50 China European Warrants Mar 2011 A	0.052	14	2011/03/30	300,000,000	2010/12/14
22371 <sup>#</sup>	HK Bank	A50 China European Warrants Feb 2011	0.052	13.38	2011/02/25	193,000,000	2010/12/14
27400	BOCI Asia Ltd.	Poly HK Inv European Warrants Jul 2011	0.15	8	2011/07/25	100,000,000	2010/12/15
27398	Goldman Sachs SP (Asia)	SHK Ppt European Warrants Jul 2011	0.153	133.88 per 100 units	2011/07/15	200,000,000	2010/12/15



## Newly listed derivative warrants (continued)

Code	Issuer	Name of issue	Issue prices (HK\$)	Strike level/ Subscription price (HK\$) per 10 units	Subscription/ exercise period	Unit issued on initial listing	Listing date
27399	Goldman Sachs SP (Asia)	SHK Ppt European Warrants Oct 2011	0.15	140 per 100 units	2011/10/24	200,000,000	2010/12/15
27407	KBC Fin Products Int'l Ltd.	HS Bank Euro Put Wts Jun 2011	0.61	120	2011/06/15	58,000,000	2010/12/15
27408	KBC Fin Products Int'l Ltd.	Jiangxi Copper Eu Put Wt Jul11	0.25	21.8	2011/07/15	80,000,000	2010/12/15
27409	KBC Fin Products Int'l Ltd.	Ping An Euro Put Wts Jun 2011	0.56	80	2011/06/15	68,000,000	2010/12/15
27406	KBC Fin Products Int'l Ltd.	Wharf European Warrants Jun11B	0.38	66.88	2011/06/15	80,000,000	2010/12/15
27391	Macquarie Bank Ltd.	Ch LongYuan European Warrants Nov 2012	0.156	8.18	2012/11/26	128,000,000	2010/12/15
27395	Macquarie Bank Ltd.	China Overseas European Put Wts Nov 11	0.25	14.5	2011/11/17	100,000,000	2010/12/15
27392	Macquarie Bank Ltd.	Gome European Warrants Jul 2011	0.251	4 per unit	2011/07/21	88,000,000	2010/12/15
27393	Macquarie Bank Ltd.	Hutchison European Warrants Mar 2012	0.16	78.88 per 100 units	2012/03/19	200,000,000	2010/12/15
27394	Macquarie Bank Ltd.	Maanshan Iron European Wts Jun 2011	0.254	5.88 per unit	2011/06/15	80,000,000	2010/12/15
27405	RB of Scotland N.V.	BYD European Warrants Oct 2011	0.15	39.98 per 100 units	2011/10/10	300,000,000	2010/12/15
27403	RB of Scotland N.V.	CNOOC European Warrants Jul 2011	0.15	19.98	2011/07/12	200,000,000	2010/12/15
27404	RB of Scotland N.V.	PetroChina European Warrants Oct 2012	0.154	11.018	2012/10/19	250,000,000	2010/12/15
27396	Standard Chartered Bank	China Coal European Warrants Jun11	0.15	12	2011/06/02	200,000,000	2010/12/15
27397	Standard Chartered Bank	China Life European Warrants Apr 11C	0.25	33.88	2011/04/19	100,000,000	2010/12/15
27401	SGA Societe Generale Acceptance N.V.	HSCEI Eu Put Wt Apr11B	0.15	12,200 per 6,000 units	2011/04/28	200,000,000	2010/12/15
27412	UBS AG	CC Bank European Warrants Dec 2012	0.15	7.3	2012/12/10	300,000,000	2010/12/15
27411	UBS AG	CNOOC European Warrants Jun 2011 C	0.15	19.08	2011/06/27	200,000,000	2010/12/15
27413	UBS AG	HSI European Warrants Apr 2011 F	0.15	23,800 per 8,000 units	2011/04/28	300,000,000	2010/12/15
27414	UBS AG	HSI European Put Warrants May 2011 E	0.18	23,000 per 8,000 units	2011/05/30	200,000,000	2010/12/15
27410	UBS AG	KECL European Warrants Sep 2011	0.15	12.88	2011/09/26	200,000,000	2010/12/15
27416	BOCI Asia Ltd.	GCL-Poly Energy European Warrants Jul 2011A	0.3	3.20 per unit	2011/07/05	100,000,000	2010/12/16
27417	BOCI Asia Ltd.	KECL European Warrants Sep 2011	0.15	12.88	2011/09/30	100,000,000	2010/12/16
27429	Deutsche Bank AG	Angang Steel European Warrants Jun 2011 C	0.15	11.68	2011/06/20	100,000,000	2010/12/16
27430	Deutsche Bank AG	BOC HK European Warrants Aug 2011	0.19	28.88	2011/08/22	200,000,000	2010/12/16
27436	Deutsche Bank AG	China Telecom European Wts Jun 2011	0.32	4.08 per unit	2011/06/20	100,000,000	2010/12/16
27431	Deutsche Bank AG	China Agri European Warrants Dec 2011 B	0.15	10.8	2011/12/05	80,000,000	2010/12/16
27432	Deutsche Bank AG	China Coal European Warrants Jun 2011 B	0.17	11.68	2011/06/07	80,000,000	2010/12/16
27433	Deutsche Bank AG	Minsheng Bank European Warrants Jun 2011	0.54	7.28 per unit	2011/06/27	150,000,000	2010/12/16
27422	Deutsche Bank AG	Sinopec Corp European Warrants Jun 2011 A	0.58	7.38 per unit	2011/06/29	150,000,000	2010/12/16
27423	Deutsche Bank AG	Sinopec Corp European Warrants Jul 2011 B	0.85	6.88 per unit	2011/07/28	150,000,000	2010/12/16
27434	Deutsche Bank AG	CPIC European Warrants Jun 2011	0.25	32.38	2011/06/27	80,000,000	2010/12/16
27435	Deutsche Bank AG	China Shenhua European Warrants Jun 2011	0.25	33	2011/06/20	80,000,000	2010/12/16
27437	Deutsche Bank AG	Gome European Warrants Jun 2011	0.4	3.28 per unit	2011/06/20	80,000,000	2010/12/16
27424	Deutsche Bank AG	Tencent Holdings European Wts May 2011 B	0.25	163.88 per 100 units	2011/05/30	200,000,000	2010/12/16
27425	CC Rabobank B.A.	Dongfang Elec European Warrants Jun 2011	0.32	41	2011/06/24	100,000,000	2010/12/16
27426	CC Rabobank B.A.	GCL-Poly Energy European Wts Jun 2011 B	0.25	3.20 per unit	2011/06/17	120,000,000	2010/12/16
27427	CC Rabobank B.A.	KECL European Warrants Sep 2011	0.15	12.88	2011/09/23	150,000,000	2010/12/16
27438	CC Rabobank B.A.	Maanshan Iron European Wts Jun 2011 B	0.35	4.68 per unit	2011/06/13	100,000,000	2010/12/16
27439	CC Rabobank B.A.	SJM Holdings European Warrants Jun 2011	0.18	15	2011/06/23	100,000,000	2010/12/16
27402	RB of Scotland N.V.	HSCEI European Warrants Jun 2011	0.15	13,850 per 6,000 units	2011/06/29	250,000,000	2010/12/16
27415	RB of Scotland N.V.	HSCEI European Put Warrants Apr 2011	0.151	12,150 per 6,000 units	2011/04/28	200,000,000	2010/12/16
27421	Standard Chartered Bank	CSR Times European Wts Jun 2011	0.51	38	2011/06/30	20,000,000	2010/12/16

## Newly listed derivative warrants (continued)

Code	Issuer	Name of issue	Issue prices (HK\$)	Strike level/ Subscription price (HK\$) per 10 units	Subscription/ exercise period	Unit issued on initial listing	Listing date
27428	SGA Societe Generale Acceptance N.V.	CCB Eur Wt May 2011 D	0.44	7.50 per unit	2011/05/23	150,000,000	2010/12/16
27418	SGA Societe Generale Acceptance N.V.	CLife Eu Wt Jun 2011B	0.21	34.38	2011/06/08	300,000,000	2010/12/16
27419	SGA Societe Generale Acceptance N.V.	CLife Eu Wt Jun 2011C	0.15	36.88	2011/06/01	300,000,000	2010/12/16
27420	SGA Societe Generale Acceptance N.V.	HWL Eur Wt Oct 2012 B	0.25	68.88 per 100 units	2012/10/29	300,000,000	2010/12/16
27440	UBS AG	HSBC European Warrants May 2011	0.15	94	2011/05/30	200,000,000	2010/12/16
27442	UBS AG	ICBC European Warrants Jun 2011	0.25	6.48 per unit	2011/06/27	100,000,000	2010/12/16
23996*	Merrill Lynch Int'l & Co. C.V.	HSI European Put Wts Jan 11H	0.02	22,300 per 14,800 units	2011/01/28	600,000,000	2010/12/16
26295*	CC Rabobank B.A.	China Coal European Warrants Jun 2011 B	0.024	16.88	2011/06/27	450,000,000	2010/12/16
27497	Credit Suisse AG	CC Bank European Warrants Mar 2011 D	0.15	7.57 per 1 units	2011/03/21	300,000,000	2010/12/17
27498	Credit Suisse AG	CC Bank European Warrants Apr 2011 B	0.15	7.76 per 1 units	2011/04/26	300,000,000	2010/12/17
27496	Credit Suisse AG	HKEx European Warrants Jun 2011 F	0.15	188.90 per 100 units	2011/06/27	300,000,000	2010/12/17
27493	Credit Suisse AG	HSBC European Wts Apr 2011 E	0.25	84.7	2011/04/11	300,000,000	2010/12/17
27491	Credit Suisse AG	HSI European Warrants Mar 2011 F	0.15	23,400 per 8,000 units	2011/03/30	300,000,000	2010/12/17
27492	Credit Suisse AG	HSI European Warrants Apr 2011 F	0.15	24,300 per 8,000 units	2011/04/28	300,000,000	2010/12/17
27501	Credit Suisse AG	HSI European Put Warrants Mar 2011 G	0.15	22,300 per 8,000 units	2011/03/30	300,000,000	2010/12/17
27495	Credit Suisse AG	Hutchison European Warrants Apr 2011 H	0.28	88.9	2011/04/04	300,000,000	2010/12/17
27499	Credit Suisse AG	ICBC European Warrants Apr 2011 B	0.15	6.76 per 1 units	2011/04/11	300,000,000	2010/12/17
27500	Credit Suisse AG	ICBC European Warrants Apr 2011 C	0.15	6.38 per 1 units	2011/04/18	300,000,000	2010/12/17
27482	Citigroup Global Mkt H Inc.	MTRC European Wts Oct 2011	0.25	31.88	2011/10/31	60,000,000	2010/12/17
27490	Deutsche Bank AG	HSI European Warrants Jun 2011 C	0.28	21,600 per 9,000 units	2011/06/29	300,000,000	2010/12/17
27494	Deutsche Bank AG	HSI European Put Warrants Jun 2011 D	0.25	22,000 per 8,000 units	2011/06/29	300,000,000	2010/12/17
27503	Goldman Sachs SP (Asia)	China Mobile Euro Wts Apr 2011 A	0.238	86	2011/04/11	200,000,000	2010/12/17
27504	Goldman Sachs SP (Asia)	HSI European Put Wts Jun 2011 F	0.31	23,800 per 8,000 units	2011/06/29	200,000,000	2010/12/17
27502	Goldman Sachs SP (Asia)	Yanzhou Coal European Wts Apr 2011	0.172	25.33	2011/04/18	200,000,000	2010/12/17
27505	J P Morgan SP BV	CNOOC European Warrants Jun 2011 C	0.15	20.4	2011/06/01	200,000,000	2010/12/17
27506	J P Morgan SP BV	Geely Auto European Warrants Jun 2011	0.25	4.38 per unit	2011/06/17	100,000,000	2010/12/17
27507	J P Morgan SP BV	Hutchison European Warrants Mar 2012 B	0.15	88.90 per 100 units	2012/03/22	400,000,000	2010/12/17
27483	KBC Fin Products Int'l Ltd.	KECL European Warrants Jul2011	0.25	10.68	2011/07/08	98,000,000	2010/12/17
27484	KBC Fin Products Int'l Ltd.	KECL European Warrants Aug2011	0.17	12.38	2011/08/22	108,000,000	2010/12/17
27478	Macquarie Bank Ltd.	CPIC European Warrants Jul 2011	0.297	31.88	2011/07/28	150,000,000	2010/12/17
27479	Macquarie Bank Ltd.	Chi Res Land European Wts Oct 2011	0.25	14.5	2011/10/28	100,000,000	2010/12/17
27481	Macquarie Bank Ltd.	ICBC European Put Warrants Jul 2011	0.504	5.50 per unit	2011/07/05	88,000,000	2010/12/17
27477	Macquarie Bank Ltd.	ICBC European Warrants Jul 2011 B	0.25	7 per unit	2011/07/05	138,000,000	2010/12/17
27480	Macquarie Bank Ltd.	Yurun Food European Warrants Jun 2011	0.3	28.88	2011/06/29	100,000,000	2010/12/17
27467	Nomura Int'l plc	Agile Ppt European Warrants Jun 2011	0.15	12.398	2011/06/15	100,000,000	2010/12/17
27468	Nomura Int'l plc	Agile Ppt European Warrants Feb 2012	0.25	12.88	2012/02/29	100,000,000	2010/12/17
27469	Nomura Int'l plc	China Dongxiang European Warrants Jun2011	0.289	4 per unit	2011/06/30	100,000,000	2010/12/17
27470	Nomura Int'l plc	China Dongxiang European Warrants Sep2011	0.281	4.68 per unit	2011/09/30	100,000,000	2010/12/17
27456	Nomura Int'l plc	Ch LongYuan European Warrants Nov 2012	0.15	8.188	2012/11/26	100,000,000	2010/12/17
27452	Nomura Int'l plc	Chaoda Modern European Warrants Jan 2012	0.15	7	2012/01/18	100,000,000	2010/12/17
27451	Nomura Int'l plc	C Transmission European Warrants Oct 2011	0.15	17.18	2011/10/19	100,000,000	2010/12/17
27465	Nomura Int'l plc	CPIC European Warrants Jun 2011	0.151	34.9	2011/06/13	100,000,000	2010/12/17
27461	Nomura Int'l plc	Chi Res Land European Warrants Dec 2011	0.22	15.388	2011/12/14	100,000,000	2010/12/17

## Newly listed derivative warrants (continued)

Code	Issuer	Name of issue	Issue prices (HK\$)	Strike level/ Subscription price (HK\$) per 10 units	Subscription/ exercise period	Unit issued on initial listing	Listing date
27462	Nomura Int'l plc	Chi Res Land European Warrants Mar 2012	0.25	16.38	2012/03/30	100,000,000	2010/12/17
27459	Nomura Int'l plc	China Shenhua European Warrants Apr 2011	0.154	34.45	2011/04/19	100,000,000	2010/12/17
27460	Nomura Int'l plc	China Shenhua European Warrants Sep 2011	0.25	38	2011/09/30	100,000,000	2010/12/17
27449	Nomura Int'l plc	Dongfeng European Warrants Jun 2011	0.15	17.28	2011/06/20	100,000,000	2010/12/17
27450	Nomura Int'l plc	Dongfeng European Warrants Aug 2011	0.15	19.68	2011/08/22	100,000,000	2010/12/17
27448	Nomura Int'l plc	HKEx European Warrants Sep 2011	0.15	222.88 per 100 units	2011/09/30	200,000,000	2010/12/17
27447	Nomura Int'l plc	Hang Lung Ppt European Warrants Jun 2011	0.25	39.28	2011/06/17	100,000,000	2010/12/17
27446	Nomura Int'l plc	Hutchison European Warrants Mar 2012	0.15	88.88 per 100 units	2012/03/30	200,000,000	2010/12/17
27457	Nomura Int'l plc	Lenovo European Warrants Apr 2011	0.15	6.99 per unit	2011/04/19	100,000,000	2010/12/17
27458	Nomura Int'l plc	Lenovo European Warrants Sep 2013	0.15	5.708	2013/09/25	100,000,000	2010/12/17
27463	Nomura Int'l plc	China Mengniu European Warrants Sep 2011	0.25	26	2011/09/30	100,000,000	2010/12/17
27464	Nomura Int'l plc	China Mengniu European Warrants Dec 2011	0.251	28.8	2011/12/30	100,000,000	2010/12/17
27466	Nomura Int'l plc	Nine Dragons European Warrants Sep 2011	0.15	15.88	2011/09/30	100,000,000	2010/12/17
27454	Nomura Int'l plc	PetroChina European Warrants Aug 2012	0.15	10.68	2012/08/13	100,000,000	2010/12/17
27455	Nomura Int'l plc	PetroChina European Warrants Oct 2012	0.15	11	2012/10/19	100,000,000	2010/12/17
27453	Nomura Int'l plc	Tencent Holdings European Warrants May 11	0.154	180.98 per 100 units	2011/05/24	200,000,000	2010/12/17
27472	CC Rabobank B.A.	Belle Int'l European Warrants Jul 2011	0.15	15.4	2011/07/26	120,000,000	2010/12/17
27473	CC Rabobank B.A.	China Life European Warrants Apr 2011 C	0.2	33.98	2011/04/12	200,000,000	2010/12/17
27474	CC Rabobank B.A.	China Life European Warrants May 2011 B	0.15	37	2011/05/20	200,000,000	2010/12/17
27475	CC Rabobank B.A.	Ch Mobile European Warrants Apr 2011 B	0.15	90.88	2011/04/21	130,000,000	2010/12/17
27476	CC Rabobank B.A.	Ch Mobile European Warrants May 2011 B	0.35	82.88	2011/05/27	130,000,000	2010/12/17
27508	RB of Scotland N.V.	Sinopec Corp European Warrants Jun 11	0.374	7.80 per unit	2011/06/30	100,000,000	2010/12/17
27509	RB of Scotland N.V.	HSI European Warrants Jun 2011	0.16	24,100 per 7,000 units	2011/06/29	250,000,000	2010/12/17
27471	Standard Chartered Bank	BOCL European Warrants Jul 2011	0.25	4.48 per unit	2011/07/25	100,000,000	2010/12/17
27441	UBS AG	CC Bank European Warrants May 2011 C	0.35	7.50 per unit	2011/05/30	200,000,000	2010/12/17
27444	UBS AG	China Life European Warrants Jun 2011 B	0.2	34.38	2011/06/07	300,000,000	2010/12/17
27443	UBS AG	China Mobile European Warrants May 2011 B	0.25	82	2011/05/30	200,000,000	2010/12/17
27445	UBS AG	Jiangxi Copper European Warrants Jun 2011 B	0.15	31.88	2011/06/07	100,000,000	2010/12/17
27485	BNP Paribas Arbit Issu B.V.	Geely Auto European Wts Aug11	0.46	4.76 per unit	2011/08/03	100,000,000	2010/12/20
27488	Credit Suisse AG	Agricultural Bank European Wts Mar 2011 C	0.15	4.39 per unit	2011/03/28	300,000,000	2010/12/20
27489	Credit Suisse AG	Agricultural Bank European Wts Apr 2011 E	0.15	4.79 per unit	2011/04/26	300,000,000	2010/12/20
27510	Credit Suisse AG	BOCL European Warrants May 2011	0.15	4.497 per 1 units	2011/05/09	300,000,000	2010/12/20
27512	Credit Suisse AG	China Mobile European Warrants May 2011A	0.15	82	2011/05/23	300,000,000	2010/12/20
27513	Credit Suisse AG	China Mobile European Warrants Jun 2011 A	0.25	87.38	2011/06/20	300,000,000	2010/12/20
27511	Credit Suisse AG	Ch Comm Cons European Warrants Dec 2011	0.15	6	2011/12/22	300,000,000	2010/12/20
27516	Credit Suisse AG	CNOOC European Warrants Jun 2011 A	0.15	19.1	2011/06/27	300,000,000	2010/12/20
27514	Credit Suisse AG	China Shenhua European Warrants Apr 2011B	0.15	33.4	2011/04/21	300,000,000	2010/12/20
27515	Credit Suisse AG	China Shenhua European Warrants Jun 2011	0.25	31.8	2011/06/20	300,000,000	2010/12/20
27517	Credit Suisse AG	Hutchison European Warrants Apr 2011 I	0.38	85.9	2011/04/04	300,000,000	2010/12/20
27518	Credit Suisse AG	KECL European Warrants Sep 2011	0.15	12.9	2011/09/26	300,000,000	2010/12/20
27519	Credit Suisse AG	MCC European Warrants Jun 2011	0.25	3.88 per unit	2011/06/27	300,000,000	2010/12/20
27520	Credit Suisse AG	Sinopharm European Warrants May 2011	0.15	30	2011/05/03	300,000,000	2010/12/20
27526	Deutsche Bank AG	Air China European Warrants Sep 2011	0.16	9.88	2011/09/26	100,000,000	2010/12/20

## Newly listed derivative warrants (continued)

Code	Issuer	Name of issue	Issue prices (HK\$)	Strike level/ Subscription price (HK\$) per 10 units	Subscription/ exercise period	Unit issued on initial listing	Listing date
27527	Deutsche Bank AG	Belle Int'l European Warrants May 2011	0.16	14.68	2011/05/03	80,000,000	2010/12/20
27523	Deutsche Bank AG	Cheung Kong European Warrants Apr 2012	0.16	120.88 per 100 units	2012/04/30	100,000,000	2010/12/20
27529	Deutsche Bank AG	Henganintl European Warrants Jul 2011	0.74	72.88	2011/07/05	100,000,000	2010/12/20
27524	Deutsche Bank AG	HSBC European Warrants Jun 2011 F	0.2	94	2011/06/03	200,000,000	2010/12/20
27528	Deutsche Bank AG	HSI European Warrants Jun 2011 E	0.25	24,200 per 8,000 units	2011/06/29	300,000,000	2010/12/20
27530	Deutsche Bank AG	Sinopharm European Warrants Jun 2011	0.31	27	2011/06/27	80,000,000	2010/12/20
27525	Deutsche Bank AG	SJM Holdings European Warrants Jun 2011 C	0.17	15	2011/06/27	80,000,000	2010/12/20
27521	Goldman Sachs SP (Asia)	Alibaba European Warrants Nov 2011	0.28	15.88	2011/11/28	100,000,000	2010/12/20
27522	Goldman Sachs SP (Asia)	Ch COSCO European Warrants Oct 11	0.15	9	2011/10/17	100,000,000	2010/12/20
27486	HK Bank	HSI European Put Warrants Jun 2011 B	0.25	22,600 per 9,300 units	2011/06/29	250,000,000	2010/12/20
27487	HK Bank	HSI European Put Warrants Jun 2011 C	0.25	23,600 per 9,900 units	2011/06/29	250,000,000	2010/12/20
27531	KBC Fin Products Int'l Ltd.	BOCL European Wts Jun 2011 A	0.28	4.18 per unit	2011/06/20	128,000,000	2010/12/20
27532	KBC Fin Products Int'l Ltd.	CC Bank Euro Wts Jul 2011 A	0.34	7.48 per unit	2011/07/08	138,000,000	2010/12/20
27533	KBC Fin Products Int'l Ltd.	CC Bank Euro Wts Jul 2011 B	0.25	8.28 per unit	2011/07/15	158,000,000	2010/12/20
27534	KBC Fin Products Int'l Ltd.	ICBC European Wts Jun 2011	0.25	6.48 per unit	2011/06/20	128,000,000	2010/12/20
27535	KBC Fin Products Int'l Ltd.	ICBC European Wts Jul 2011	0.38	5.988 per unit	2011/07/04	128,000,000	2010/12/20
27587	BNP Paribas Arbit Issu B.V.	Alibaba European Warrants Nov12	0.27	16.38	2012/11/02	100,000,000	2010/12/21
27588	BNP Paribas Arbit Issu B.V.	Angang Steel European Wt Aug11	0.33	8.98	2011/08/02	100,000,000	2010/12/21
27578	BNP Paribas Arbit Issu B.V.	Anta Sports European Wts Nov11	0.27	15	2011/11/02	100,000,000	2010/12/21
27582	BNP Paribas Arbit Issu B.V.	Ch Mobile Euro Wts Aug 2011	0.62	78.88	2011/08/02	200,000,000	2010/12/21
27579	BNP Paribas Arbit Issu B.V.	CC Bank Euro Wts Oct 2011	0.51	8.08 per unit	2011/10/04	200,000,000	2010/12/21
27580	BNP Paribas Arbit Issu B.V.	CC Bank Euro Wts Dec 2011 B	0.36	9.18 per unit	2011/12/02	200,000,000	2010/12/21
27581	BNP Paribas Arbit Issu B.V.	China Life Euro Wts Oct 2011	0.32	34.88	2011/10/04	200,000,000	2010/12/21
27585	BNP Paribas Arbit Issu B.V.	A50 China Euro Wts Nov 2011	0.42	17.28 per unit	2011/11/02	200,000,000	2010/12/21
27583	BNP Paribas Arbit Issu B.V.	HSBC European Wts Oct 2011	0.47	93	2011/10/04	200,000,000	2010/12/21
27584	BNP Paribas Arbit Issu B.V.	Hutchison European Wts Oct 11	0.5	100	2011/10/04	100,000,000	2010/12/21
27589	BNP Paribas Arbit Issu B.V.	Jiangxi Copper Eu Wts Aug 11B	0.3	28.88	2011/08/02	100,000,000	2010/12/21
27563	Citigroup Global Mkt H Inc.	China Mobile Eur Wt Jul 2011	0.25	83.88	2011/07/05	80,000,000	2010/12/21
27562	Citigroup Global Mkt H Inc.	CC Bank European Wts Jul 2011	0.25	7.88 per unit	2011/07/18	80,000,000	2010/12/21
27540	Goldman Sachs SP (Asia)	China Mobile Euro Wts Apr 2011 B	0.161	92	2011/04/27	200,000,000	2010/12/21
27541	Goldman Sachs SP (Asia)	Dongfeng European Warrants Jun 11	0.265	15.88	2011/06/27	50,000,000	2010/12/21
27542	Goldman Sachs SP (Asia)	Dongfeng European Warrants Aug 11	0.25	17.88	2011/08/15	50,000,000	2010/12/21
27543	Goldman Sachs SP (Asia)	HSBC European Warrants Apr 2011 B	0.23	90.88	2011/04/21	100,000,000	2010/12/21
27577	Goldman Sachs SP (Asia)	KECL European Warrants Dec 2011	0.25	14	2011/12/19	100,000,000	2010/12/21
27566	HK Bank	Agricultural Bank European Warrants Jun 2011	0.25	4.60 per unit	2011/06/21	150,000,000	2010/12/21
27576	HK Bank	Angang Steel European Warrants Jun 2011 C	0.15	13	2011/06/21	120,000,000	2010/12/21
27567	HK Bank	CC Bank European Warrants Jun 2011	0.25	8.08 per unit	2011/06/21	150,000,000	2010/12/21
27568	HK Bank	CM Bank European Warrants Dec 2011	0.25	24	2011/12/16	120,000,000	2010/12/21
27569	HK Bank	Sinopec Corp European Warrants Jun 2011	0.25	8.68 per unit	2011/06/21	120,000,000	2010/12/21
27570	HK Bank	Esprit European Warrants Jun 2011 B	0.25	42	2011/06/21	120,000,000	2010/12/21
27571	HK Bank	Geely Auto European Warrants Jun 2011 B	0.25	4.50 per unit	2011/06/29	120,000,000	2010/12/21
27575	HK Bank	ICBC European Warrants Jul 2011	0.25	7 per unit	2011/07/22	150,000,000	2010/12/21
27572	HK Bank	Jiangxi Copper European Warrants Sep 2011	0.25	32	2011/09/22	120,000,000	2010/12/21

## Newly listed derivative warrants (continued)

Code	Issuer	Name of issue	Issue prices (HK\$)	Strike level/ Subscription price (HK\$) per 10 units	Subscription/ exercise period	Unit issued on initial listing	Listing date
27573	HK Bank	SHK Ppt European Warrants Jun 2011	0.35	150	2011/06/29	120,000,000	2010/12/21
27574	HK Bank	Zijin Mining European Warrants Dec 2011	0.15	7.89	2011/12/23	120,000,000	2010/12/21
27586	KBC Fin Products Int'l Ltd.	A50 Ch Euro Wts Sep 2011 C	0.15	13.58	2011/09/12	258,000,000	2010/12/21
27539	Macquarie Bank Ltd.	China Travel European Wts Sep 2011	0.251	2.28 per unit	2011/09/30	88,000,000	2010/12/21
27538	Macquarie Bank Ltd.	C Transmission European Warrants Nov11	0.252	15.88	2011/11/30	200,000,000	2010/12/21
27555	Nomura Int'l plc	HSI European Put Warrants Mar 2011	0.15	22,700 per 8,000 units	2011/03/30	200,000,000	2010/12/21
27544	Nomura Int'l plc	HSI European Warrants Mar 2011 A	0.192	23,000 per 8,500 units	2011/03/30	200,000,000	2010/12/21
27545	Nomura Int'l plc	HSI European Warrants Mar 2011 B	0.183	23,400 per 8,000 units	2011/03/30	200,000,000	2010/12/21
27546	Nomura Int'l plc	HSI European Warrants Mar 2011 C	0.152	24,000 per 8,000 units	2011/03/30	200,000,000	2010/12/21
27547	Nomura Int'l plc	HSI European Warrants Apr 2011 A	0.179	23,800 per 8,000 units	2011/04/28	200,000,000	2010/12/21
27548	Nomura Int'l plc	HSI European Warrants Apr 2011 B	0.15	24,600 per 8,000 units	2011/04/28	200,000,000	2010/12/21
27549	Nomura Int'l plc	HSI European Warrants May 2011 A	0.207	23,600 per 8,000 units	2011/05/30	200,000,000	2010/12/21
27550	Nomura Int'l plc	HSI European Warrants May 2011 B	0.164	24,500 per 8,000 units	2011/05/30	200,000,000	2010/12/21
27551	Nomura Int'l plc	HSI European Warrants Jun 2011 A	0.228	24,000 per 7,000 units	2011/06/29	200,000,000	2010/12/21
27552	Nomura Int'l plc	HSI European Warrants Jun 2011 B	0.164	24,800 per 8,000 units	2011/06/29	200,000,000	2010/12/21
27553	Nomura Int'l plc	HSI European Warrants Jul 2011 A	0.164	22,300 per 15,000 units	2011/07/28	200,000,000	2010/12/21
27554	Nomura Int'l plc	HSI European Warrants Jul 2011 B	0.15	25,800 per 8,200 units	2011/07/28	200,000,000	2010/12/21
27556	Nomura Int'l plc	HSI European Put Warrants Apr 2011 C	0.162	22,600 per 8,500 units	2011/04/28	200,000,000	2010/12/21
27557	Nomura Int'l plc	HSI European Put Warrants Apr 2011 D	0.186	23,000 per 8,500 units	2011/04/28	200,000,000	2010/12/21
27558	Nomura Int'l plc	HSI European Put Warrants May 2011 C	0.166	22,200 per 8,500 units	2011/05/30	200,000,000	2010/12/21
27559	Nomura Int'l plc	HSI European Put Warrants May 2011 D	0.266	23,800 per 8,500 units	2011/05/30	200,000,000	2010/12/21
27560	Nomura Int'l plc	HSI European Put Warrants Jun 2011 C	0.197	22,900 per 10,000 units	2011/06/29	200,000,000	2010/12/21
27561	Nomura Int'l plc	HSI European Put Warrants Jun 2011 D	0.202	22,200 per 8,000 units	2011/06/29	200,000,000	2010/12/21
27565	Standard Chartered Bank	CC Bank European Warrants Sep 2011	0.362	8.18 per unit	2011/09/01	100,000,000	2010/12/21
27564	Standard Chartered Bank	HSBC European Warrants Jun 2011 B	0.38	88.88	2011/06/21	100,000,000	2010/12/21
27536	UBS AG	CNOOC European Warrants Jun 2011 D	0.25	25.88 per unit	2011/06/21	100,000,000	2010/12/21
27537	UBS AG	HSBC European Warrants Jan 2013	0.15	83.88 per 100 units	2013/01/28	500,000,000	2010/12/21
25431 <sup>#</sup>	KBC Fin Products Int'l Ltd.	BOC HK European Wts Apr 2011	0.092	28.88 per units	2011/04/15	180,000,000	2010/12/21
24023 <sup>#</sup>	KBC Fin Products Int'l Ltd.	HSBC European Wts Sep 2011A	0.064	80 per 100 units	2011/09/01	300,000,000	2010/12/21
27621	BNP Paribas Arbit Issu B.V.	Agricultural Bank Eu Wt Dec 11	0.31	5.08 per unit	2011/12/02	100,000,000	2010/12/22
27622	BNP Paribas Arbit Issu B.V.	Ch Ship Cont European Wt Jul11	0.51	3.19 per unit	2011/07/04	85,000,000	2010/12/22
27628	BNP Paribas Arbit Issu B.V.	R&F Ppt European Wts Feb 2012	0.25	11.4	2012/02/02	100,000,000	2010/12/22
27623	BNP Paribas Arbit Issu B.V.	HKEx European Put Wts Aug 2011	0.27	182.88 per 100 units	2011/08/02	100,000,000	2010/12/22
27619	Deutsche Bank AG	CM Bank European Warrants Aug 2011	0.25	20.5	2011/08/08	150,000,000	2010/12/22
27617	Goldman Sachs SP (Asia)	GCL-Poly Energy European Wts Jun11	0.37	3 per unit	2011/06/27	50,000,000	2010/12/22
27618	Goldman Sachs SP (Asia)	GCL-Poly Energy European Wts Sep11	0.375	3.28 per unit	2011/09/19	50,000,000	2010/12/22
27613	HK Bank	CHALCO European Warrants Aug 2011	0.49	8.38 per unit	2011/08/03	80,000,000	2010/12/22
27616	HK Bank	China Agri European Warrants Sep 2011	0.82	11 per unit	2011/09/22	80,000,000	2010/12/22
27604	HK Bank	China Mobile European Warrants Jun 2011	0.25	85.5	2011/06/22	150,000,000	2010/12/22
27607	HK Bank	China Tel European Warrants Jun 2011	0.25	4.50 per unit	2011/06/22	100,000,000	2010/12/22
27614	HK Bank	China Life European Warrants Aug 2011	0.25	36.68	2011/08/08	160,000,000	2010/12/22
27605	HK Bank	China Shenhua European Warrants Jun 2011	0.25	35.38	2011/06/22	120,000,000	2010/12/22
27606	HK Bank	Chi Taiping European Warrants Sep 2011	0.25	30.88	2011/09/22	80,000,000	2010/12/22

## Newly listed derivative warrants (continued)

Code	Issuer	Name of issue	Issue prices (HK\$)	Strike level/ Subscription price (HK\$) per 10 units	Subscription/ exercise period	Unit issued on initial listing	Listing date
27608	HK Bank	Foxconn European Warrants Aug 2011	0.42	7 per unit	2011/08/22	80,000,000	2010/12/22
27609	HK Bank	GCL-Poly Energy European Warrants Jul 2011	0.25	3.38 per unit	2011/07/28	80,000,000	2010/12/22
27610	HK Bank	KECL European Warrants Dec 2011	0.25	13.5	2011/12/22	150,000,000	2010/12/22
27611	HK Bank	Lenovo European Warrants Jun 2011	0.25	6.50 per unit	2011/06/22	100,000,000	2010/12/22
27612	HK Bank	PetroChina European Warrants Oct 2012	0.15	11	2012/10/22	120,000,000	2010/12/22
27620	HK Bank	Shimao Ppt European Warrants Dec 2011	0.25	13.8	2011/12/30	120,000,000	2010/12/22
27615	HK Bank	Zhaojin Mining European Warrants Aug 2011	0.25	38.88	2011/08/18	100,000,000	2010/12/22
27590	Macquarie Bank Ltd.	CHALCO European Warrants Dec 2011	0.157	6.88	2011/12/02	200,000,000	2010/12/22
27591	Macquarie Bank Ltd.	CHALCO European Put Warrants Jul 2011	0.438	5.88 per unit	2011/07/05	100,000,000	2010/12/22
27592	Macquarie Bank Ltd.	China Shenhua European Wts Aug 2011	0.25	37.88	2011/08/02	200,000,000	2010/12/22
27593	Macquarie Bank Ltd.	Tencent European Warrants Oct 2011	0.25	200 per 100 units	2011/10/04	250,000,000	2010/12/22
27598	CC Rabobank B.A.	Anhui Conch European Warrants Jun 2011	0.3	41.3	2011/06/03	100,000,000	2010/12/22
27599	CC Rabobank B.A.	China Tel European Warrants May 2011	0.15	4.59 per unit	2011/05/09	100,000,000	2010/12/22
27600	CC Rabobank B.A.	Chi Res Power European Warrants Aug 2011	0.15	14.9	2011/08/01	100,000,000	2010/12/22
27602	CC Rabobank B.A.	CSR Times European Warrants Jun 2011 B	0.4	38	2011/06/23	100,000,000	2010/12/22
27601	CC Rabobank B.A.	Li & Fung European Warrants Jun 2011	0.3	53	2011/06/23	100,000,000	2010/12/22
27624	RB of Scotland N.V.	HSI European Put Warrants Jun 2011 A	0.25	22,600 per 7,000 units	2011/06/29	250,000,000	2010/12/22
27625	RB of Scotland N.V.	HSI European Put Warrants Jun 2011 B	0.372	24,800 per 8,000 units	2011/06/29	250,000,000	2010/12/22
27603	Standard Chartered Bank	Ping An European Warrants Jul 2011	0.67	98.8	2011/07/08	100,000,000	2010/12/22
27595	SGA Societe Generale Acceptance N.V.	BBMG Euro Wts Dec 11	0.15	14	2011/12/21	200,000,000	2010/12/22
27594	SGA Societe Generale Acceptance N.V.	BOCL Eu Wt Jul 2011	0.15	4.79 per 1 units	2011/07/04	200,000,000	2010/12/22
27596	SGA Societe Generale Acceptance N.V.	CITBK Euro Wt Jul 11	0.33	6.08 per unit	2011/07/04	80,000,000	2010/12/22
27597	SGA Societe Generale Acceptance N.V.	Shenhua Eu Wt Aug 11	0.25	36.88	2011/08/08	150,000,000	2010/12/22
27627	UBS AG	HSI European Put Warrants Jun 2011	0.25	21,500 per 8,000 units	2011/06/29	200,000,000	2010/12/22
27626	UBS AG	HSI European Put Warrants Apr 2011 G	0.15	22,500 per 8,000 units	2011/04/28	200,000,000	2010/12/22
27652	BNP Paribas Arbit Issu B.V.	BOCL European Wts Sep 2011	0.32	4.30 per unit	2011/09/02	100,000,000	2010/12/23
27653	BNP Paribas Arbit Issu B.V.	BYD European Warrants Dec 2011	0.7	50	2011/12/02	100,000,000	2010/12/23
27655	BNP Paribas Arbit Issu B.V.	CNOOC European Wts Jan 2012	0.25	20	2012/01/04	100,000,000	2010/12/23
27654	BNP Paribas Arbit Issu B.V.	Cathay Pacific Euro Wts Nov11	0.25	24	2011/11/02	100,000,000	2010/12/23
27656	BNP Paribas Arbit Issu B.V.	Hutchison European Wts Nov 11B	0.74	93	2011/11/02	100,000,000	2010/12/23
27657	BNP Paribas Arbit Issu B.V.	Li & Fung European Wts Oct11	0.53	48.48	2011/10/04	100,000,000	2010/12/23
27635	Credit Suisse AG	China Coal European Warrants Jun 2011	0.15	12	2011/06/07	300,000,000	2010/12/23
27634	Credit Suisse AG	HSBC European Wts Jan 2013	0.15	83.90 per 100 units	2013/01/25	300,000,000	2010/12/23
27636	Goldman Sachs SP (Asia)	CC Bank European Wts Jul 2011 A	0.29	8.08 per unit	2011/07/04	200,000,000	2010/12/23
27637	Goldman Sachs SP (Asia)	China Shenhua Euro Wts Apr 2011	0.224	34.4	2011/04/28	200,000,000	2010/12/23
27638	Goldman Sachs SP (Asia)	China Shenhua Euro Wts Aug 2011	0.25	37.8	2011/08/15	200,000,000	2010/12/23
27639	Goldman Sachs SP (Asia)	JIANC European Warrants Jun 2011	0.28	28.88	2011/06/27	100,000,000	2010/12/23
27640	Goldman Sachs SP (Asia)	JIANC European Warrants Oct 2011	0.255	32	2011/10/03	100,000,000	2010/12/23
27644	J P Morgan SP BV	CITIC Pacific Euro Wts Jun 2011	0.2	22	2011/06/20	100,000,000	2010/12/23
27645	J P Morgan SP BV	Henderson Land Dev European Wts Jun 2011	0.25	60	2011/06/29	100,000,000	2010/12/23
27646	J P Morgan SP BV	KECL European Warrants Dec 2011	0.15	13.28	2011/12/05	200,000,000	2010/12/23
27648	J P Morgan SP BV	Maanshan Iron European Warrants Jun 2011A	0.33	4.28 per unit	2011/06/23	100,000,000	2010/12/23
27649	J P Morgan SP BV	Maanshan Iron European Warrants Jun 2011B	0.25	5 per unit	2011/06/30	100,000,000	2010/12/23

## Newly listed derivative warrants (continued)

Code	Issuer	Name of issue	Issue prices (HK\$)	Strike level/ Subscription price (HK\$) per 10 units	Subscription/ exercise period	Unit issued on initial listing	Listing date
27647	J P Morgan SP BV	MTRC European Warrants May 2011	0.169	30	2011/05/16	120,000,000	2010/12/23
27664	KBC Fin Products Int'l Ltd.	Agricultural Bk Eu Wt Jun 2011	0.25	4.48 per unit	2011/06/23	138,000,000	2010/12/23
27665	KBC Fin Products Int'l Ltd.	BOCL European Wts Apr 2011 D	0.16	4.368 per 1 units	2011/04/15	138,000,000	2010/12/23
27666	KBC Fin Products Int'l Ltd.	BOCL European Wts May 2011 C	0.2	4.50 per 1 units	2011/05/09	138,000,000	2010/12/23
27667	KBC Fin Products Int'l Ltd.	BOCL European Wts Jun 2011 B	0.15	4.798 per 1 units	2011/06/01	138,000,000	2010/12/23
27668	KBC Fin Products Int'l Ltd.	CC Bank Euro Wts Jun 2011 A	0.5	6.99 per unit	2011/06/01	138,000,000	2010/12/23
27669	KBC Fin Products Int'l Ltd.	CC Bank Euro Wts Jun 2011 B	0.27	7.99 per unit	2011/06/03	168,000,000	2010/12/23
27670	KBC Fin Products Int'l Ltd.	ICBC European Wts Apr 2011 C	0.36	5.89 per 1 units	2011/04/18	138,000,000	2010/12/23
27671	KBC Fin Products Int'l Ltd.	ICBC European Wts May 2011 C	0.15	6.688 per unit	2011/05/30	138,000,000	2010/12/23
27672	KBC Fin Products Int'l Ltd.	ICBC European Wts May 2011 D	0.15	6.948 per 1 units	2011/05/16	138,000,000	2010/12/23
27643	Macquarie Bank Ltd.	CNOOC European Put Warrants Jul 2011	0.25	17.88	2011/07/05	200,000,000	2010/12/23
27630	Merrill Lynch Int'l & Co. C.V.	China Life Eu Wt Jan 2012	0.162	38.89	2012/01/30	100,000,000	2010/12/23
27631	Merrill Lynch Int'l & Co. C.V.	HSBC Euro Wts Dec 2011 B	0.265	93.99	2011/12/13	80,000,000	2010/12/23
27673	CC Rabobank B.A.	China EB Ltd European Warrants Sep 2011	0.25	19	2011/09/20	120,000,000	2010/12/23
27641	CC Rabobank B.A.	Chi Resources European Warrants Jun 2011	0.25	37	2011/06/24	80,000,000	2010/12/23
27642	CC Rabobank B.A.	China Ship Dev European Warrants Jan 2012	0.25	11.6	2012/01/26	100,000,000	2010/12/23
27675	CC Rabobank B.A.	CSR European Warrants Oct 2011	0.25	12.4	2011/10/27	100,000,000	2010/12/23
27674	CC Rabobank B.A.	Golden Eagle European Warrants Jun 2011	0.25	25	2011/06/24	120,000,000	2010/12/23
27676	CC Rabobank B.A.	Parkson Group European Warrants Oct 2011	0.25	14.2	2011/10/19	120,000,000	2010/12/23
27650	CC Rabobank B.A.	Sany Int'l European Warrants Jul 2011	0.25	14.6	2011/07/25	120,000,000	2010/12/23
27632	CC Rabobank B.A.	Yurun Food European Warrants Jun 2011	0.25	31	2011/06/24	80,000,000	2010/12/23
27633	CC Rabobank B.A.	Zhaojin Mining European Warrants Jun 2011	0.25	40	2011/06/24	100,000,000	2010/12/23
27658	RB of Scotland N.V.	BOCL European Warrants Jun 2011	0.25	4.53 per unit	2011/06/30	100,000,000	2010/12/23
27660	RB of Scotland N.V.	China Life European Wts Jun 2011 A	0.275	32.38	2011/06/30	100,000,000	2010/12/23
27661	RB of Scotland N.V.	China Life European Wts Jun 2011 B	0.25	34.88	2011/06/30	100,000,000	2010/12/23
27659	RB of Scotland N.V.	China Mobile European Wts Jun 2011 B	0.294	80.88	2011/06/30	100,000,000	2010/12/23
27662	RB of Scotland N.V.	HKEx European Warrants Jun 2011 D	0.171	175.18 per 100 units	2011/06/20	200,000,000	2010/12/23
27663	RB of Scotland N.V.	HWL European Warrants Jun 2011 C	0.421	83.88	2011/06/30	80,000,000	2010/12/23
27629	SGA Societe Generale Acceptance N.V.	CPIC Euro Wts Jun 11B	0.25	32.58	2011/06/27	100,000,000	2010/12/23
27651	UBS AG	Ping An European Warrants Dec 2011	0.15	88.88 per 100 units	2011/12/19	300,000,000	2010/12/23
19426*	Credit Suisse	BOCL European Warrants Feb 2013	0.036	5.19	2013/02/25	1,000,000,000	2010/12/23
27696	BNP Paribas Arbit Issu B.V.	HSI European Wts Jun 2011	0.18	24,000 per 7,000 units	2011/06/29	200,000,000	2010/12/24
27705	BNP Paribas Arbit Issu B.V.	HSI European Wts Dec 2011	0.25	23,000 per 10,000 units	2011/12/29	200,000,000	2010/12/24
27697	BNP Paribas Arbit Issu B.V.	HSI European Wts Sep 2011 B	0.16	25,000 per 8,000 units	2011/09/29	200,000,000	2010/12/24
27684	Credit Suisse AG	Cheung Kong European Warrants Oct 2012	0.15	130.10 per 100 units	2012/10/02	300,000,000	2010/12/24
27687	Credit Suisse AG	A50 China European Warrants Jul 2012	0.15	15.92	2012/07/30	300,000,000	2010/12/24
27688	Credit Suisse AG	HKEx European Warrants Feb 2013	0.25	265.60 per 100 units	2013/02/25	500,000,000	2010/12/24
27695	Credit Suisse AG	Ping An European Warrants Dec 2011	0.15	88.90 per 100 units	2011/12/19	300,000,000	2010/12/24
27686	Credit Suisse AG	Ping An European Warrants Jun 2012	0.15	100 per 100 units	2012/06/25	300,000,000	2010/12/24
27685	Credit Suisse AG	SHK Ppt European Warrants Feb 2012	0.15	145.10 per 100 units	2012/02/06	300,000,000	2010/12/24
27698	J P Morgan SP BV	Air China European Warrants Sep 2011	0.15	9.88	2011/09/26	200,000,000	2010/12/24
27699	J P Morgan SP BV	C Transmission European Warrants Jun 2011	0.15	14.48	2011/06/29	150,000,000	2010/12/24
27700	J P Morgan SP BV	Sinopec Corp European Warrants Jun 2011	0.314	7.50 per unit	2011/06/29	100,000,000	2010/12/24

## Newly listed derivative warrants (continued)

Code	Issuer	Name of issue	Issue prices (HK\$)	Strike level/ Subscription price (HK\$) per 10 units	Subscription/ exercise period	Unit issued on initial listing	Listing date
27701	J P Morgan SP BV	Fushan Energy European Warrants Jun 2011	0.251	6.28 per unit	2011/06/29	80,000,000	2010/12/24
27702	J P Morgan SP BV	HKEx European Put Wts May 2011	0.334	200 per 100 units	2011/05/26	300,000,000	2010/12/24
27703	J P Morgan SP BV	Shimao Property European Wts Oct 2011	0.15	14.88	2011/10/28	150,000,000	2010/12/24
27704	J P Morgan SP BV	Shimao Property European Wts Dec 2011	0.171	12.5	2011/12/14	150,000,000	2010/12/24
27689	KBC Fin Products Int'l Ltd.	Agricultural Bk Eu Wt May2011B	0.15	4.78 per unit	2011/05/12	138,000,000	2010/12/24
27690	KBC Fin Products Int'l Ltd.	China Life Euro Wts Jun 2011 B	0.2	32.88	2011/06/01	198,000,000	2010/12/24
27691	KBC Fin Products Int'l Ltd.	China Life Euro Wts Jun 2011 C	0.15	36	2011/06/24	198,000,000	2010/12/24
27692	KBC Fin Products Int'l Ltd.	China Life Euro Wts Jul 2011	0.25	34.98	2011/07/08	188,000,000	2010/12/24
27711	KBC Fin Products Int'l Ltd.	A50 Ch Euro Wts Jun 2011 C	0.4	14.68 per unit	2011/06/24	138,000,000	2010/12/24
27712	KBC Fin Products Int'l Ltd.	A50 Ch Euro Wts Jul 2011	0.25	15.98 per unit	2011/07/15	158,000,000	2010/12/24
27714	KBC Fin Products Int'l Ltd.	A50 Ch European Put Wts Jul11B	0.65	11.88 per unit	2011/07/15	88,000,000	2010/12/24
27707	KBC Fin Products Int'l Ltd.	HKEx European Warrants Sep 11	0.15	200 per 100 units	2011/09/19	198,000,000	2010/12/24
27706	KBC Fin Products Int'l Ltd.	HKEx European Warrants Aug11B	0.25	180 per 100 units	2011/08/15	198,000,000	2010/12/24
27710	KBC Fin Products Int'l Ltd.	Hutchison Euro Wts Jul 2011 A	0.27	96.88	2011/07/08	180,000,000	2010/12/24
27713	KBC Fin Products Int'l Ltd.	Hutchison Eur Put Wts Jul 11D	0.85	76.88	2011/07/18	80,000,000	2010/12/24
27708	KBC Fin Products Int'l Ltd.	Hutchison Euro Wts Jun 2011 D	0.49	85.88	2011/06/24	138,000,000	2010/12/24
27709	KBC Fin Products Int'l Ltd.	Hutchison Euro Wts Jun 2011 E	0.36	90	2011/06/15	188,000,000	2010/12/24
27693	KBC Fin Products Int'l Ltd.	Ping An European Wts Jul 2011	0.25	108	2011/07/05	108,000,000	2010/12/24
27694	KBC Fin Products Int'l Ltd.	Ping An European Wts Aug 2011	0.25	116.88	2011/08/08	108,000,000	2010/12/24
27678	Standard Chartered Bank	China Life European Warrants Jun 11	0.255	31.88	2011/06/30	100,000,000	2010/12/24
27677	Standard Chartered Bank	ICBC European Warrants Jun 2011	0.22	6.48 per unit	2011/06/20	100,000,000	2010/12/24
27680	SGA Societe Generale Acceptance N.V.	CLife Eu Wt May 2011B	0.19	32.88	2011/05/30	300,000,000	2010/12/24
27681	SGA Societe Generale Acceptance NV	Minsheng Bk Eu Wt Jul 11	0.38	7.38 per unit	2011/07/25	120,000,000	2010/12/24
27679	SGA Societe Generale Acceptance N.V.	HSI Eur Wt May 2011 I	0.18	22,200 per 8,000 units	2011/05/30	300,000,000	2010/12/24
27683	SGA Societe Generale Acceptance N.V.	HSI Eu Put Wt Jun 11B	0.25	23,200 per 8,000 units	2011/06/29	300,000,000	2010/12/24
27682	SGA Societe Generale Acceptance N.V.	HWL Eur Wt Jun 2011 B	0.7	80.88	2011/06/27	120,000,000	2010/12/24
27767	BNP Paribas Arbit Issu B.V.	Angang Steel European Wt Jul12	0.25	12.5	2012/07/04	100,000,000	2010/12/28
27769	BNP Paribas Arbit Issu B.V.	Jiangxi Copper Eu Wts May 2011	0.17	26.9	2011/05/03	100,000,000	2010/12/28
27768	BNP Paribas Arbit Issu B.V.	MTRC European Warrants Nov 2011	0.25	31	2011/11/02	65,000,000	2010/12/28
27770	BNP Paribas Arbit Issu B.V.	Tencent Holdings Eu Wts Jul 11	0.18	175 per 100 units	2011/07/04	100,000,000	2010/12/28
27738	Credit Suisse AG	Agricultural Bank European Wts Jun 2011 A	0.15	4.99 per unit	2011/06/13	300,000,000	2010/12/28
27739	Credit Suisse AG	Agricultural Bank European Wts Jun 2011 B	0.25	4.388 per unit	2011/06/30	300,000,000	2010/12/28
27740	Credit Suisse AG	AIA European Warrants May 2011 B	0.15	24.55	2011/05/23	300,000,000	2010/12/28
27749	Credit Suisse AG	BOCL European Warrants Jul 2011	0.15	4.80 per 1 units	2011/07/04	300,000,000	2010/12/28
27734	Credit Suisse AG	CC Bank European Warrants Jun 2011 A	0.15	8.89 per unit	2011/06/27	300,000,000	2010/12/28
27735	Credit Suisse AG	CC Bank European Warrants Jun 2011 B	0.25	7.328 per unit	2011/06/30	300,000,000	2010/12/28
27736	Credit Suisse AG	CC Bank European Warrants Jun 2011 C	0.25	7.828 per unit	2011/06/30	300,000,000	2010/12/28
27728	Credit Suisse AG	Cheung Kong European Warrants Jun 2012	0.15	125.10 per 100 units	2012/06/04	300,000,000	2010/12/28
27745	Credit Suisse AG	China Life European Warrants Jun 2011 B	0.15	36.4	2011/06/27	300,000,000	2010/12/28
27746	Credit Suisse AG	China Life European Warrants Jun 2011 C	0.15	33.2	2011/06/24	300,000,000	2010/12/28
27747	Credit Suisse AG	CM Bank European Warrants Jul 2011	0.15	22	2011/07/04	300,000,000	2010/12/28
27737	Credit Suisse AG	China Mobile European Warrants Jun 2011 B	0.25	82.38	2011/06/30	300,000,000	2010/12/28
27733	Credit Suisse AG	HKEx European Warrants May 2011 H	0.15	178 per 100 units	2011/05/13	300,000,000	2010/12/28



## Newly listed derivative warrants (continued)

Code	Issuer	Name of issue	Issue prices (HK\$)	Strike level/ Subscription price (HK\$) per 10 units	Subscription/ exercise period	Unit issued on initial listing	Listing date
27729	Credit Suisse AG	HSBC European Wts May 2011 A	0.15	93.99	2011/05/23	300,000,000	2010/12/28
27730	Credit Suisse AG	HSBC European Wts May 2011 B	0.15	99.99	2011/05/30	300,000,000	2010/12/28
27726	Credit Suisse AG	HSCEI European Warrants Jun 2011	0.15	13,800 per 6,000 units	2011/06/29	300,000,000	2010/12/28
27741	Credit Suisse AG	ICBC European Warrants Jun 2011 A	0.15	6.99 per unit	2011/06/22	300,000,000	2010/12/28
27742	Credit Suisse AG	ICBC European Warrants Jun 2011 B	0.25	6.028 per unit	2011/06/30	300,000,000	2010/12/28
27743	Credit Suisse AG	ICBC European Warrants Jun 2011 C	0.25	6.528 per unit	2011/06/30	300,000,000	2010/12/28
27732	Credit Suisse AG	Jiangxi Copper European Wts Jun 2011	0.15	28	2011/06/30	300,000,000	2010/12/28
27744	Credit Suisse AG	Ping An European Warrants Jun 2011 A	0.25	105.28	2011/06/30	300,000,000	2010/12/28
27715	HK Bank	Belle Int'l European Warrants Nov 2011	0.15	15.68	2011/11/14	80,000,000	2010/12/28
27716	HK Bank	HSI European Warrants Jun 2011 D	0.25	23,000 per 8,500 units	2011/06/29	400,000,000	2010/12/28
27717	HK Bank	HSI European Warrants Jun 2011 E	0.15	24,300 per 8,000 units	2011/06/29	400,000,000	2010/12/28
27772	J P Morgan SP BV	Anhui Conch European Warrants Jun 2011 B	0.25	36	2011/06/29	80,000,000	2010/12/28
27773	J P Morgan SP BV	Ch LongYuan European Warrants Nov 2012	0.15	8.18	2012/11/26	138,000,000	2010/12/28
27775	J P Morgan SP BV	China Mob European Wts May 2011	0.15	82	2011/05/30	200,000,000	2010/12/28
27731	J P Morgan SP BV	China Mob European Put Warrants Dec 2011	0.15	80 per 100 units	2011/12/21	300,000,000	2010/12/28
27776	J P Morgan SP BV	China Mob European Wts Jun 2011 B	0.284	78	2011/06/29	200,000,000	2010/12/28
27774	J P Morgan SP BV	CNOOC European Warrants Jul 2011 B	0.15	18.88	2011/07/18	200,000,000	2010/12/28
27750	KBC Fin Products Int'l Ltd.	HSI European Wts Jul 2011 A	0.25	23,600 per 8,000 units	2011/07/28	200,000,000	2010/12/28
27751	KBC Fin Products Int'l Ltd.	HSI European Wts May 2011 C	0.2	22,200 per 8,000 units	2011/05/30	200,000,000	2010/12/28
27763	KBC Fin Products Int'l Ltd.	HSI European Wts Jun 2011 I	0.25	22,600 per 8,000 units	2011/06/29	200,000,000	2010/12/28
27764	KBC Fin Products Int'l Ltd.	HSI European Wts Jun 2011 J	0.25	23,200 per 7,800 units	2011/06/29	200,000,000	2010/12/28
27752	KBC Fin Products Int'l Ltd.	HSI Euro Put Wts Apr 2011 F	0.23	23,400 per 8,500 units	2011/04/28	200,000,000	2010/12/28
27760	KBC Fin Products Int'l Ltd.	HSI Euro Put Wts May 2011 E	0.236	23,000 per 8,000 units	2011/05/30	200,000,000	2010/12/28
27761	KBC Fin Products Int'l Ltd.	HSI Euro Put Wts May 2011 F	0.21	23,200 per 10,000 units	2011/05/30	200,000,000	2010/12/28
27762	KBC Fin Products Int'l Ltd.	HSI Euro Put Wts May 2011 G	0.29	23,600 per 8,000 units	2011/05/30	200,000,000	2010/12/28
27753	KBC Fin Products Int'l Ltd.	HSI Euro Put Wts Jun 2011 A	0.25	21,600 per 7,800 units	2011/06/29	200,000,000	2010/12/28
27754	KBC Fin Products Int'l Ltd.	HSI Euro Put Wts Jun 2011 B	0.25	22,000 per 8,000 units	2011/06/29	200,000,000	2010/12/28
27755	KBC Fin Products Int'l Ltd.	HSI Euro Put Wts Jun 2011 C	0.25	22,400 per 8,500 units	2011/06/29	200,000,000	2010/12/28
27756	KBC Fin Products Int'l Ltd.	HSI Euro Put Wts Jun 2011 D	0.25	22,800 per 8,800 units	2011/06/29	200,000,000	2010/12/28
27757	KBC Fin Products Int'l Ltd.	HSI Euro Put Wts Jun 2011 E	0.29	23,800 per 9,000 units	2011/06/29	200,000,000	2010/12/28
27758	KBC Fin Products Int'l Ltd.	HSI Euro Put Wts Jun 2011 F	0.36	24,200 per 8,000 units	2011/06/29	200,000,000	2010/12/28
27759	KBC Fin Products Int'l Ltd.	HSI Euro Put Wts Jun 2011 G	0.41	25,000 per 8,500 units	2011/06/29	200,000,000	2010/12/28
27723	Macquarie Bank Ltd.	BankComm European Warrants Jul 2011	0.277	9.28 per unit	2011/07/05	100,000,000	2010/12/28
27727	Macquarie Bank Ltd.	BankComm European Put Wts Jul 2011	0.436	6.88 per unit	2011/07/05	100,000,000	2010/12/28
27724	Macquarie Bank Ltd.	China Railway European Wts Jul 2011	0.252	7 per unit	2011/07/05	100,000,000	2010/12/28
27725	Macquarie Bank Ltd.	Tencent European Put Warrants Aug2011A	0.154	160 per 100 units	2011/08/29	250,000,000	2010/12/28
27718	CC Rabobank B.A.	China Bluechem European Warrants Oct 2012	0.15	6	2012/10/11	100,000,000	2010/12/28
27719	CC Rabobank B.A.	C Transmission European Warrants Jun 11B	0.15	14.5	2011/06/27	100,000,000	2010/12/28
27720	CC Rabobank B.A.	ENN Energy European Warrants Jul 2011	0.3	26.5	2011/07/28	100,000,000	2010/12/28
27721	CC Rabobank B.A.	PCD Stores European Warrants Jun 2011	0.25	2.70 per unit	2011/06/29	80,000,000	2010/12/28
27722	CC Rabobank B.A.	ZTE European Warrants Jun 2011	0.25	36	2011/06/29	75,000,000	2010/12/28
27771	RB of Scotland N.V.	A50 China European Put Wts Jun 2011	0.256	14.88	2011/06/29	250,000,000	2010/12/28
27765	UBS AG	China Life European Warrants Jul 2011 A	0.25	31.88	2011/07/11	300,000,000	2010/12/28

## Newly listed derivative warrants (continued)

Code	Issuer	Name of issue	Issue prices (HK\$)	Strike level/ Subscription price (HK\$) per 10 units	Subscription/ exercise period	Unit issued on initial listing	Listing date
27766	UBS AG	HKEx European Warrants Mar 2013	0.25	288.88 per 100 units	2013/03/11	300,000,000	2010/12/28
25759 <sup>#</sup>	Credit Suisse AG	A50 China European Warrants Apr 2011 B	0.062	13.29	2011/04/04	300,000,000	2010/12/28
27848	BNP Paribas Arbit Issu B.V.	Ch Comm Cons Eur Wt Dec 2013	0.25	6.6	2013/12/03	200,000,000	2010/12/29
27849	BNP Paribas Arbit Issu B.V.	HSBC European Wts Jul 2011 B	0.33	86	2011/07/04	200,000,000	2010/12/29
27850	BNP Paribas Arbit Issu B.V.	HSCEI European Wts Dec 2011	0.25	13,200 per 6,000 units	2011/12/29	100,000,000	2010/12/29
27851	BNP Paribas Arbit Issu B.V.	HSCEI European Wts Jun 2012	0.26	14,000 per 6,000 units	2012/06/28	100,000,000	2010/12/29
27827	Credit Suisse AG	Agricultural Bank European Wts Jun 2011 C	0.15	4.60 per unit	2011/06/20	300,000,000	2010/12/29
27830	Credit Suisse AG	BOCL European Warrants Jun 2011	0.25	4.628 per unit	2011/06/30	300,000,000	2010/12/29
27824	Credit Suisse AG	CC Bank European Warrants Jun 2011 D	0.15	8.29 per unit	2011/06/27	300,000,000	2010/12/29
27825	Credit Suisse AG	CC Bank European Warrants Jun 2011 E	0.5	6.828 per unit	2011/06/30	300,000,000	2010/12/29
27826	Credit Suisse AG	China Mobile European Warrants Jun 2011 C	0.35	77.28	2011/06/30	300,000,000	2010/12/29
27823	Credit Suisse AG	CNOOC European Warrants Jun 2011 B	0.15	17.9	2011/06/20	300,000,000	2010/12/29
27815	Credit Suisse AG	HSBC European Wts May 2011 C	0.15	85.6	2011/05/03	300,000,000	2010/12/29
27816	Credit Suisse AG	HSBC European Wts May 2011 D	0.15	88.3	2011/05/09	300,000,000	2010/12/29
27814	Credit Suisse AG	HSCEI European Warrants Apr 2011 C	0.15	12,600 per 6,000 units	2011/04/28	300,000,000	2010/12/29
27819	Credit Suisse AG	Hutchison European Warrants Jun 2011 A	0.15	113.9	2011/06/20	300,000,000	2010/12/29
27817	Credit Suisse AG	Hutchison European Warrants May 2011 E	0.2	90	2011/05/23	300,000,000	2010/12/29
27818	Credit Suisse AG	Hutchison European Warrants May 2011 F	0.15	98.9	2011/05/30	300,000,000	2010/12/29
27828	Credit Suisse AG	Ping An European Warrants Jun 2011 B	0.5	88.8	2011/06/30	300,000,000	2010/12/29
27829	Credit Suisse AG	Ping An European Warrants Jun 2011 C	0.3	96.25	2011/06/30	300,000,000	2010/12/29
27820	Credit Suisse AG	SHK Ppt European Warrants Jul 2011	0.15	133.90 per 100 units	2011/07/22	300,000,000	2010/12/29
27821	Credit Suisse AG	Tencent Holdings European Wts Jun 2011 E	0.15	175.10 per 100 units	2011/06/24	300,000,000	2010/12/29
27822	Credit Suisse AG	Tencent Holdings European Wts Jun 2011 F	0.15	188.90 per 100 units	2011/06/24	300,000,000	2010/12/29
27831	Citigroup Global Mkt H Inc.	Agile Ppt European Wts Nov2011	0.15	12.49	2011/11/22	80,000,000	2010/12/29
27832	Citigroup Global Mkt H Inc.	CHALCO European Warrants Nov11	0.15	6.89	2011/11/21	80,000,000	2010/12/29
27833	Citigroup Global Mkt H Inc.	BankComm European Wts Jul 2011	0.25	8.80 per unit	2011/07/26	80,000,000	2010/12/29
27835	Citigroup Global Mkt H Inc.	China Tel Euro Wts Jul 2011 A	0.25	4.38 per unit	2011/07/11	60,000,000	2010/12/29
27834	Citigroup Global Mkt H Inc.	Chi Taiping European Wts Dec11	0.25	27.88	2011/12/30	60,000,000	2010/12/29
27836	Citigroup Global Mkt H Inc.	Evergrande European Wts Aug 11	0.25	4.68 per unit	2011/08/22	80,000,000	2010/12/29
27837	Citigroup Global Mkt H Inc.	New World European Wts Sep2011	0.15	16	2011/09/30	80,000,000	2010/12/29
27838	Citigroup Global Mkt H Inc.	Shimao Ppt Euro Wts Nov 2011	0.15	14.28	2011/11/28	80,000,000	2010/12/29
27843	Deutsche Bank AG	China Life European Warrants Apr 2011 D	0.15	33.88	2011/04/19	300,000,000	2010/12/29
27844	Deutsche Bank AG	HSBC European Warrants Mar 2011 B	0.15	87	2011/03/28	300,000,000	2010/12/29
27780	Goldman Sachs SP (Asia)	Minsheng Bank European Wts Jul2011	0.375	7.28 per unit	2011/07/04	50,000,000	2010/12/29
27781	Goldman Sachs SP (Asia)	KECL European Warrants Aug 2011	0.157	12.4	2011/08/29	200,000,000	2010/12/29
27782	Goldman Sachs SP (Asia)	Sinopharm European Warrants Jul 11	0.265	28.98	2011/07/11	100,000,000	2010/12/29
27783	Goldman Sachs SP (Asia)	Yanzhou Coal European Wts Jul 2011	0.255	23.08	2011/07/04	200,000,000	2010/12/29
27784	J P Morgan SP BV	Agricultural Bk European Warrants Jun 11B	0.33	4 per unit	2011/06/29	150,000,000	2010/12/29
27785	J P Morgan SP BV	AIA European Warrants Jul 2011	0.25	22.88	2011/07/28	200,000,000	2010/12/29
27798	J P Morgan SP BV	Alibaba European Warrants Nov 2011	0.15	15.88	2011/11/22	120,000,000	2010/12/29
27839	J P Morgan SP BV	CHALCO European Warrants Nov 2012	0.15	7.8	2012/11/26	200,000,000	2010/12/29
27840	J P Morgan SP BV	Anta Sports European Warrants Sep 2011	0.25	13	2011/09/29	100,000,000	2010/12/29
27786	J P Morgan SP BV	Belle Int'l European Warrants Dec 2011	0.25	15	2011/12/29	150,000,000	2010/12/29

## Newly listed derivative warrants (continued)

Code	Issuer	Name of issue	Issue prices (HK\$)	Strike level/ Subscription price (HK\$) per 10 units	Subscription/ exercise period	Unit issued on initial listing	Listing date
27787	J P Morgan SP BV	BYD European Warrants Jun 2011	0.518	45	2011/06/29	80,000,000	2010/12/29
27790	J P Morgan SP BV	Ch Comm Cons European Warrants Dec 2011	0.15	6	2011/12/22	250,000,000	2010/12/29
27841	J P Morgan SP BV	China COSCO European Warrants Aug 2011	0.15	8.5	2011/08/22	200,000,000	2010/12/29
27789	J P Morgan SP BV	China Coal European Warrants Sep 2011	0.15	12.5	2011/09/23	200,000,000	2010/12/29
27788	J P Morgan SP BV	CITIC Bank European Warrants Jun 2011 C	0.375	5 per unit	2011/06/29	80,000,000	2010/12/29
27791	J P Morgan SP BV	China Shenhua European Warrants Jun 2011	0.25	34	2011/06/29	150,000,000	2010/12/29
27792	J P Morgan SP BV	Henganintl European Warrants Jun 2012 B	0.15	68.88 per 100 units	2012/06/18	180,000,000	2010/12/29
27793	J P Morgan SP BV	ICBC European Warrants Jun 2011 A	0.25	6 per unit	2011/06/29	200,000,000	2010/12/29
27794	J P Morgan SP BV	ICBC European Warrants Jun 2011 B	0.25	6.60 per unit	2011/06/29	200,000,000	2010/12/29
27795	J P Morgan SP BV	Lenovo European Warrants Jun 2011 B	0.269	5.50 per unit	2011/06/29	80,000,000	2010/12/29
27842	J P Morgan SP BV	Ping An European Warrants Mar 2012 B	0.15	93.88 per 100 units	2012/03/12	300,000,000	2010/12/29
27796	J P Morgan SP BV	Sinopharm European Warrants Jun 2011	0.26	30	2011/06/29	80,000,000	2010/12/29
27797	J P Morgan SP BV	Sinopharm European Warrants Aug 2011	0.25	33.88	2011/08/15	80,000,000	2010/12/29
27805	KBC Fin Products Int'l Ltd.	HSCEI Euro Wts Apr 2011 B	0.15	12,600 per 6,000 units	2011/04/28	128,000,000	2010/12/29
27806	KBC Fin Products Int'l Ltd.	HSCEI Euro Wts Jun 2011 C	0.25	12,000 per 5,800 units	2011/06/29	128,000,000	2010/12/29
27810	KBC Fin Products Int'l Ltd.	HSCEI Euro Put Wts Jun 2011 E	0.25	12,000 per 5,800 units	2011/06/29	128,000,000	2010/12/29
27811	KBC Fin Products Int'l Ltd.	HSCEI Euro Put Wts Jun 2011 F	0.25	12,400 per 5,800 units	2011/06/29	128,000,000	2010/12/29
27812	KBC Fin Products Int'l Ltd.	HSCEI Euro Put Wts Jun 2011 G	0.25	13,200 per 6,000 units	2011/06/29	128,000,000	2010/12/29
27813	KBC Fin Products Int'l Ltd.	HSCEI Euro Put Wts Jun 2011 H	0.25	13,800 per 6,000 units	2011/06/29	128,000,000	2010/12/29
27807	KBC Fin Products Int'l Ltd.	HSI Euro Put Wts Jul 2011	0.53	26,200 per 8,000 units	2011/07/28	200,000,000	2010/12/29
27845	KBC Fin Products Int'l Ltd.	HSI European Wts May 2011 H	0.15	24,400 per 8,000 units	2011/05/30	200,000,000	2010/12/29
27803	KBC Fin Products Int'l Ltd.	HSI European Wts Jun 2011 K	0.25	21,800 per 7,500 units	2011/06/29	200,000,000	2010/12/29
27846	KBC Fin Products Int'l Ltd.	HSI European Wts Jun 2011 L	0.15	24,000 per 7,000 units	2011/06/29	200,000,000	2010/12/29
27847	KBC Fin Products Int'l Ltd.	HSI European Wts Jun 2011 M	0.15	24,800 per 8,000 units	2011/06/29	200,000,000	2010/12/29
27804	KBC Fin Products Int'l Ltd.	HSI European Wts Jul 2011 B	0.28	21,400 per 8,000 units	2011/07/28	200,000,000	2010/12/29
27808	KBC Fin Products Int'l Ltd.	HSI Euro Put Wts Aug 2011 A	0.43	25,800 per 9,000 units	2011/08/30	200,000,000	2010/12/29
27809	KBC Fin Products Int'l Ltd.	HSI Euro Put Wts Aug 2011 B	0.53	26,600 per 8,500 units	2011/08/30	200,000,000	2010/12/29
27799	Macquarie Bank Ltd.	BYD European Warrants Jul 2011	0.34	55	2011/07/28	100,000,000	2010/12/29
27800	Macquarie Bank Ltd.	China Mobile European Wts Jun 2011 B	0.25	85	2011/06/29	300,000,000	2010/12/29
27801	Macquarie Bank Ltd.	Ch Southern Air European Wts Jun 2011	0.5	5 per unit	2011/06/29	100,000,000	2010/12/29
27802	Merrill Lynch Int'l & Co. C.V.	Ch Mobile Eur Wt Mar 2011 C	0.43	74.99	2011/03/30	80,000,000	2010/12/29
27779	Standard Chartered Bank	China Mobile European Wts Jun 11B	0.27	80.88	2011/06/30	100,000,000	2010/12/29
27778	Standard Chartered Bank	HSBC European Warrants Jun 2011 C	0.36	82.88	2011/06/02	100,000,000	2010/12/29
27777	UBS AG	ICBC European Warrants Jul 2011	0.25	6.88 per unit	2011/07/11	100,000,000	2010/12/29
27748	UBS AG	ICBC European Warrants Apr 2011 B	0.2	6.16 per 1 units	2011/04/20	100,000,000	2010/12/29
27887	Barclays Bank plc	AIA European Warrants Oct 2011	0.25	22.8	2011/10/31	100,000,000	2010/12/30
27886	Barclays Bank plc	China Mobile European Wts Jul 2011	0.26	85	2011/07/25	100,000,000	2010/12/30
27889	Barclays Bank plc	China Life European Warrants Aug 2011	0.26	34.5	2011/08/29	120,000,000	2010/12/30
27885	Barclays Bank plc	CNOOC European Warrants Dec 2011	0.25	20	2011/12/28	100,000,000	2010/12/30
27888	Barclays Bank plc	ICBC European Warrants Aug 2011 B	0.27	6.50 per unit	2011/08/29	100,000,000	2010/12/30
27858	BOCI Asia Ltd.	BOCL European Warrants Aug 2011	0.25	4.60 per unit	2011/08/08	100,000,000	2010/12/30
27861	BOCI Asia Ltd.	BOCL European Put Warrants Aug 2011	0.25	3.60 per unit	2011/08/08	100,000,000	2010/12/30
27859	BOCI Asia Ltd.	Ch LongYuan European Warrants Dec 2012	0.15	8.18	2012/12/03	100,000,000	2010/12/30

## Newly listed derivative warrants (continued)

Code	Issuer	Name of issue	Issue prices (HK\$)	Strike level/ Subscription price (HK\$) per 10 units	Subscription/ exercise period	Unit issued on initial listing	Listing date
27860	BOCI Asia Ltd.	China Shenhua European Warrants Jul 2011 B	0.275	35.53	2011/07/04	100,000,000	2010/12/30
27908	BNP Paribas Arbit Issu B.V.	Alibaba European Warrants Oct11	0.17	14.9	2011/10/03	100,000,000	2010/12/30
27916	BNP Paribas Arbit Issu B.V.	China Agri European Wts Jan13	0.25	9	2013/01/03	100,000,000	2010/12/30
27917	BNP Paribas Arbit Issu B.V.	China COSCO European Wts Jan13	0.25	8.3	2013/01/03	100,000,000	2010/12/30
27909	BNP Paribas Arbit Issu B.V.	CITIC Bank Euro Wts Jul 2011	0.35	5.50 per unit	2011/07/05	80,000,000	2010/12/30
27911	BNP Paribas Arbit Issu B.V.	Hang Seng Bank Eu Wts Jan 2013	0.25	123 per 100 units	2013/01/03	100,000,000	2010/12/30
27918	BNP Paribas Arbit Issu B.V.	Lee & Man Paper Euro Wt Jul13	0.25	5.5	2013/07/03	100,000,000	2010/12/30
27912	BNP Paribas Arbit Issu B.V.	Li Ning European Warrants Jul11	0.25	20	2011/07/05	100,000,000	2010/12/30
27913	BNP Paribas Arbit Issu B.V.	Sino Land European Wts Nov11	0.25	16	2011/11/02	100,000,000	2010/12/30
27914	BNP Paribas Arbit Issu B.V.	Swire Pacific A Euro Wts Aug11	0.25	117 per 100 units	2011/08/02	100,000,000	2010/12/30
27915	BNP Paribas Arbit Issu B.V.	Wharf European Warrants Aug 11	0.52	65	2011/08/02	70,000,000	2010/12/30
27910	BNP Paribas Arbit Issu B.V.	Yurun Food European Wts Oct11	0.45	26	2011/10/04	100,000,000	2010/12/30
27904	Citigroup Global Mkt H Inc.	China Coal European Wts Aug 11	0.15	14.08	2011/08/25	80,000,000	2010/12/30
27906	Citigroup Global Mkt H Inc.	Esprit European Wts Jul 2011	0.25	44.48	2011/07/11	80,000,000	2010/12/30
27907	Citigroup Global Mkt H Inc.	Tencent European Warrants Oct 11	0.25	188.88 per 100 units	2011/10/11	100,000,000	2010/12/30
27905	Citigroup Global Mkt H Inc.	Yurun Food Euro Wts Jun 2011	0.25	29.88	2011/06/30	60,000,000	2010/12/30
27880	J P Morgan SP BV	Agile Ppt European Warrants Jul 2011 B	0.15	13.88	2011/07/20	150,000,000	2010/12/30
27873	J P Morgan SP BV	BOCL European Warrants Jun 2011	0.25	4.20 per unit	2011/06/30	200,000,000	2010/12/30
27874	J P Morgan SP BV	BOCL European Warrants Jul 2011	0.25	4.60 per unit	2011/07/15	200,000,000	2010/12/30
27878	J P Morgan SP BV	CM Bank European Warrants Jun 2011 C	0.25	20	2011/06/30	180,000,000	2010/12/30
27872	J P Morgan SP BV	A50 China European Warrants Nov 2011	0.15	12.88	2011/11/21	300,000,000	2010/12/30
27875	J P Morgan SP BV	Hang Lung Ppt European Warrants Jun 2011	0.25	40	2011/06/30	80,000,000	2010/12/30
27879	J P Morgan SP BV	Huaneng Power European Warrants Jun 2011	0.288	4.68 per unit	2011/06/30	70,000,000	2010/12/30
27876	J P Morgan SP BV	Li & Fung European Warrants Jun 2011	0.25	50	2011/06/30	80,000,000	2010/12/30
27877	J P Morgan SP BV	Stanchart European Warrants Jun 2011	0.25	250 per 100 units	2011/06/30	100,000,000	2010/12/30
27881	J P Morgan SP BV	Zijin Mining European Warrants Dec 2011 B	0.15	7.88	2011/12/20	200,000,000	2010/12/30
27902	KBC Fin Products Int'l Ltd.	China Agri European Wts Sep11	0.58	11.18 per unit	2011/09/01	68,000,000	2010/12/30
27903	KBC Fin Products Int'l Ltd.	China Agri Euro Put Wts Oct11	0.25	9.28	2011/10/28	80,000,000	2010/12/30
27890	KBC Fin Products Int'l Ltd.	Cathay Pac Euro Wts Aug 2011	0.25	21.88	2011/08/08	68,000,000	2010/12/30
27898	KBC Fin Products Int'l Ltd.	Cathay Pacific Eu Put Wt Sep11	0.25	20.18	2011/09/30	68,000,000	2010/12/30
27892	KBC Fin Products Int'l Ltd.	HK Elec European Wts Sep 2011	0.29	50	2011/09/15	80,000,000	2010/12/30
27899	KBC Fin Products Int'l Ltd.	HK Electric Euro Put Wts Sep11	0.25	46	2011/09/15	80,000,000	2010/12/30
27891	KBC Fin Products Int'l Ltd.	HS Bank European Wts Jul 2011	0.45	142	2011/07/08	80,000,000	2010/12/30
27895	KBC Fin Products Int'l Ltd.	HSBC European Wts Aug 2011	0.25	104.88	2011/08/10	168,000,000	2010/12/30
27893	KBC Fin Products Int'l Ltd.	HSBC European Wts Jun 2011 B	0.34	86.88	2011/06/30	168,000,000	2010/12/30
27894	KBC Fin Products Int'l Ltd.	HSBC European Wts Jul 2011 B	0.25	98.88	2011/07/18	168,000,000	2010/12/30
27896	KBC Fin Products Int'l Ltd.	Sino Land European Wts Sep11	0.25	16.88	2011/09/01	68,000,000	2010/12/30
27900	KBC Fin Products Int'l Ltd.	Sino Land Euro Put Wts Sep11	0.26	14.88	2011/09/15	68,000,000	2010/12/30
27897	KBC Fin Products Int'l Ltd.	Swire Pacific A Euro Wts Nov11	0.25	120 per 100 units	2011/11/11	68,000,000	2010/12/30
27901	KBC Fin Products Int'l Ltd.	Swire Pacific A Euro Put Wt Sep11	0.25	126 per 100 units	2011/09/30	68,000,000	2010/12/30
27882	Macquarie Bank Ltd.	Hang Seng Bank European Wts Jul 2011	0.251	158.88	2011/07/05	200,000,000	2010/12/30
27854	Merrill Lynch Int'l & Co. C.V.	Ch Mobile Eur Wt May 2011	0.237	81.99	2011/05/23	80,000,000	2010/12/30
27852	Merrill Lynch Int'l & Co. C.V.	CK(H) European Wts May 11A	0.152	148.89	2011/05/23	80,000,000	2010/12/30

## Newly listed derivative warrants (continued)

Code	Issuer	Name of issue	Issue prices (HK\$)	Strike level/ Subscription price (HK\$) per 10 units	Subscription/ exercise period	Unit issued on initial listing	Listing date
27853	Merrill Lynch Int'l & Co. C.V.	CK(H) European Wts May 11B	0.154	158.89	2011/05/30	80,000,000	2010/12/30
27855	Merrill Lynch Int'l & Co. C.V.	Hutchison Euro Wts May2011A	0.172	99.99	2011/05/03	80,000,000	2010/12/30
27857	Merrill Lynch Int'l & Co. C.V.	Hutchison Eu Put Wt Oct 2011	0.183	89.99 per 100 units	2011/10/10	80,000,000	2010/12/30
27856	Merrill Lynch Int'l & Co. C.V.	Hutchison Euro Wts Jun 11C	0.158	108.89	2011/06/10	80,000,000	2010/12/30
27863	CC Rabobank B.A.	CC Bank European Warrants May 2011	0.42	7.50 per unit	2011/05/23	200,000,000	2010/12/30
27865	CC Rabobank B.A.	COSCO Pacific European Warrants Aug 2011	0.15	15	2011/08/01	100,000,000	2010/12/30
27862	CC Rabobank B.A.	Cathay Pacific European Warrants Jun 2011	0.15	25.9	2011/06/20	100,000,000	2010/12/30
27864	CC Rabobank B.A.	Ch Southern Air European Warrants Jun 11	0.4	5.02 per unit	2011/06/30	100,000,000	2010/12/30
27866	CC Rabobank B.A.	Esprit European Warrants May 2011	0.26	42	2011/05/31	120,000,000	2010/12/30
27867	CC Rabobank B.A.	HSBC European Warrants May 2011 D	0.3	85.9	2011/05/04	200,000,000	2010/12/30
27868	CC Rabobank B.A.	HSBC European Warrants May 2011 E	0.2	92.85	2011/05/30	200,000,000	2010/12/30
27869	CC Rabobank B.A.	ICBC European Warrants May 2011	0.25	6.29 per unit	2011/05/31	100,000,000	2010/12/30
27870	CC Rabobank B.A.	Ping An European Warrants Apr 2011	0.3	98.88	2011/04/19	100,000,000	2010/12/30
27871	CC Rabobank B.A.	Want Want China European Warrants Jun 11	0.5	7.50 per unit	2011/06/30	80,000,000	2010/12/30
27919	RB of Scotland N.V.	HSBC European Warrants Jun 2011 C	0.345	86.2	2011/06/29	80,000,000	2010/12/30
27884	Standard Chartered Bank	China Life Euro Put Wts Jul11	0.25	28.88	2011/07/04	100,000,000	2010/12/30
27883	Standard Chartered Bank	Ping An European Warrants Dec 2011	0.15	88.83 per 100 units	2011/12/19	100,000,000	2010/12/30
27933	BNP Paribas Arbit Issu B.V.	BOCHK European Warrants Jul 11	0.15	29	2011/07/05	100,000,000	2010/12/31
27934	BNP Paribas Arbit Issu B.V.	Cheung Kong Euro Wt Jul 2011	0.43	145	2011/07/05	90,000,000	2010/12/31
27935	BNP Paribas Arbit Issu B.V.	HKEx European Wts Jul 2011 C	0.15	188.80 per 100 units	2011/07/05	100,000,000	2010/12/31
27936	BNP Paribas Arbit Issu B.V.	KECL European Warrants Sep 11	0.16	12.4	2011/09/02	100,000,000	2010/12/31
27937	BNP Paribas Arbit Issu B.V.	Ping An European Wts Jul 2011	0.52	100	2011/07/05	100,000,000	2010/12/31
27938	BNP Paribas Arbit Issu B.V.	SHK Ppt European Warrants May11	0.31	160	2011/05/04	90,000,000	2010/12/31
27927	J P Morgan SP BV	China Unicom European Warrants Nov 2011	0.15	13	2011/11/25	200,000,000	2010/12/31
27932	Macquarie Bank Ltd.	CM Bank European Warrants Dec 2011	0.162	23.98	2011/12/12	250,000,000	2010/12/31
27920	Merrill Lynch Int'l & Co. C.V.	CNOOC European Wts Jun 11F	0.152	19.89	2011/06/21	80,000,000	2010/12/31
27921	Merrill Lynch Int'l & Co. C.V.	CNOOC European Wts Jun 11G	0.152	20.39	2011/06/09	80,000,000	2010/12/31
27922	Merrill Lynch Int'l & Co. C.V.	HS Bank Euro Wts Jul 2011	0.25	149.99	2011/07/25	80,000,000	2010/12/31
27923	Merrill Lynch Int'l & Co. C.V.	HSBC Euro Wts May 2011 D	0.27	85.89	2011/05/18	80,000,000	2010/12/31
27924	Merrill Lynch Int'l & Co. C.V.	HSBC Euro Wts May 2011 E	0.214	88.29	2011/05/23	80,000,000	2010/12/31
27925	Merrill Lynch Int'l & Co. C.V.	ICBC European Wts Apr 2011C	0.15	6.379 per 1 units	2011/04/27	80,000,000	2010/12/31
27926	Merrill Lynch Int'l & Co. C.V.	JX Copper Euro Wts Jun 2011	0.152	28.99	2011/06/13	80,000,000	2010/12/31
27940	RB of Scotland N.V.	Minsheng Bank European Wts Mar 2011	0.154	7.58 per unit	2011/03/31	80,000,000	2010/12/31
27939	RB of Scotland N.V.	Minsheng Bank European Wts Jun 2011	0.344	6.99 per unit	2011/06/13	80,000,000	2010/12/31
27929	UBS AG	Agricultural Bank European Warrants Jul 2011	0.25	4.68 per unit	2011/07/11	200,000,000	2010/12/31
27928	UBS AG	Agricultural Bank European Warrants Apr 2011 C	0.25	4.08 per unit	2011/04/11	200,000,000	2010/12/31
27930	UBS AG	BOCL European Warrants Jul 2011	0.25	4.58 per unit	2011/07/11	100,000,000	2010/12/31
27931	UBS AG	HSBC European Warrants Jun 2011 C	0.25	88.88	2011/06/14	200,000,000	2010/12/31

# Further issue

## List of expired derivative warrants, 2010

Code	Warrant	Last trading date	Delisted date
02467	Macquarie Bank Ltd. - Hunan Nonferrous European Wts Dec 2009	2009/12/24	2010/01/04
09247	CC Rabobank B.A. - ICBC European Warrants Dec 2009 A	2009/12/24	2010/01/04
01416	J P Morgan SP BV - ICBC European Warrants Dec 2009 A	2009/12/24	2010/01/04
01463	J P Morgan SP BV - ICBC European Warrants Dec 2009 B	2009/12/24	2010/01/04
01849	J P Morgan SP BV - China Life European Warrants Dec 2009 A	2009/12/24	2010/01/04
01236	Fortis Bank S.A./N.V. - China Life European Wts Dec 2009	2009/12/24	2010/01/04
01342	Fortis Bank S.A./N.V. - CNOOC European Warrants Dec 2009	2009/12/24	2010/01/04
13003	Macquarie Bank Ltd. - Ch Molybdenum European Wts Dec 2009	2009/12/24	2010/01/04
13008	Macquarie Bank Ltd. - Nine Dragons European Wts Dec 2009	2009/12/24	2010/01/04
14857	J P Morgan SP BV - China Mob European Wts Dec 2009	2009/12/24	2010/01/04
17826	ABN AMRO Bank N.V. - ICBC European Warrants Dec 2009 C	2009/12/24	2010/01/04
09908	BNP Paribas Arbit Issu B.V. - China Life Euro Wts Jan 2010 A	2009/12/24	2010/01/05
01951	Calyon Fin P (G) Ltd. - HSBC European Warrants Jan 2010	2009/12/24	2010/01/05
03397	SGA Societe Generale Acceptance N.V. - HSBC Eur Wt Jan 2010A	2009/12/24	2010/01/05
05038	CC Rabobank B.A. - China Shenhua European Warrants Jan 2010	2009/12/24	2010/01/05
16587	SGA Societe Generale Acceptance N.V. - CP&CC Eur Wt Jan 10 B	2009/12/24	2010/01/05
16888	Merrill Lynch Int'l & Co. C.V. - Hutchison Euro Wts Jan 2010	2009/12/24	2010/01/05
17120	BNP Paribas Arbit Issu B.V. - Sinopec Corp Euro Wts Jan 2010	2009/12/24	2010/01/05
17216	SGA Societe Generale Acceptance N.V. - CP&CC Eur Wt Jan 10 C	2009/12/24	2010/01/05
17350	KBC Fin Products Int'l Ltd. - BOCL European Wts Jan 2010 C	2009/12/24	2010/01/05
17346	KBC Fin Products Int'l Ltd. - CC Bank Euro Wts Jan 2010 A	2009/12/24	2010/01/05
17383	SGA Societe Generale Acceptance N.V. - CLife Eu Wt Jan 2010	2009/12/24	2010/01/05
17445	Merrill Lynch Int'l & Co. C.V. - BOCL European Wts Jan 2010B	2009/12/24	2010/01/05
17495	SGA Societe Generale Acceptance N.V. - HKEx Eu Put Wt Jan 10	2009/12/24	2010/01/05
17584	KBC Fin Products Int'l Ltd. - BOCL Euro Put Wts Jan 2010 B	2009/12/24	2010/01/05
17594	UBS AG - China Tel European Warrants Jan 2010 B	2009/12/24	2010/01/05
17601	KBC Fin Products Int'l Ltd. - BOCL European Wts Jan 2010 D	2009/12/24	2010/01/05
17605	KBC Fin Products Int'l Ltd. - CC Bank Euro Wts Jan 2010 C	2009/12/24	2010/01/05
17606	KBC Fin Products Int'l Ltd. - China Tel Euro Wts Jan 2010 A	2009/12/24	2010/01/05
17607	KBC Fin Products Int'l Ltd. - China Tel Euro Wts Jan 2010 B	2009/12/24	2010/01/05
17607	KBC Fin Products Int'l Ltd. - China Life Euro Wts Jan 2010 D	2009/12/24	2010/01/05
17660	Credit Suisse - China Life European Warrants Jan 2010	2009/12/24	2010/01/05
17948	CC Rabobank B.A. - China Life European Warrants Jan 2010	2009/12/24	2010/01/05
18200	UBS AG - Cheung Kong European Warrants Jan 2010	2009/12/24	2010/01/05
18353	Barclays Bank plc - BOCL European Warrants Jan 2010 A	2009/12/24	2010/01/05
18376	KBC Fin Products Int'l Ltd. - Sinopec Euro Wts Jan 2010	2009/12/24	2010/01/05
18420	Deutsche Bank AG - Sinopec Corp European Warrants Jan 2010	2009/12/24	2010/01/05
18521	KBC Fin Products Int'l Ltd. - HKEx European Warrants Jan 10	2009/12/24	2010/01/05
18599	CC Rabobank B.A. - CC Bank European Warrants Jan 2010 B	2009/12/24	2010/01/05
18709	Goldman Sachs SP (Asia) - CM Bank European Wts Jan 2010	2009/12/24	2010/01/05
17293	BNP Paribas Arbit Issu B.V. - China Life Euro Wts Jan 2010 B	2009/12/28	2010/01/06
17351	KBC Fin Products Int'l Ltd. - China Life Euro Wts Jan 2010 B	2009/12/28	2010/01/06
17759	SGA Societe Generale Acceptance N.V.-A50 Ch Eu Put Wt Jan10A	2009/12/29	2010/01/07
17880	SGA Societe Generale Acceptance N.V. - CK(H) Eu Wt Jan 2010	2009/12/29	2010/01/07
17885	SGA Societe Generale Acceptance N.V.-A50 Ch Eu Put Wt Jan10B	2009/12/29	2010/01/07
18046	BNP Paribas Arbit Issu B.V. - CC Bank Euro Wts Jan 2010	2009/12/29	2010/01/07
18159	Credit Suisse - Cheung Kong European Warrants Jan 2010	2009/12/29	2010/01/07
18726	SGA Societe Generale Acceptance N.V. - CITBK Euro Wts Jan10	2009/12/29	2010/01/07
17582	CC Rabobank B.A. - Renhe Comm European Warrants Jan 2010	2010/01/04	2010/01/11
17608	KBC Fin Products Int'l Ltd. - ICBC European Wts Jan 2010	2010/01/04	2010/01/11
17624	KBC Fin Products Int'l Ltd. - CC Bank Euro Wts Jan 2010 D	2010/01/04	2010/01/11
09249	KBC Fin Products Int'l Ltd. - HSBC European Wts Jan 2010 B	2010/01/05	2010/01/12
15721	Citigroup Global Mkt H Inc. - China Life Euro Wts Jan 2010	2010/01/05	2010/01/12
16448	SGA Societe Generale Acceptance N.V. - CP&CC Eur Wt Jan 10A	2010/01/05	2010/01/12
16648	SGA Societe Generale Acceptance N.V. - HSBC Eu Wt Jan 2010 C	2010/01/05	2010/01/12
17171	Merrill Lynch Int'l & Co. C.V. - CM Bank Euro Put Wts Jan10	2010/01/05	2010/01/12
17169	Merrill Lynch Int'l & Co. C.V. - HS Bank Euro Wts Jan 2010	2010/01/05	2010/01/12
17323	Merrill Lynch Int'l & Co. C.V. - HKEx Eur Put Wts Jan 2010	2010/01/05	2010/01/12
17436	KBC Fin Products Int'l Ltd. - China Life Euro Wts Jan 2010 C	2010/01/05	2010/01/12
17449	Merrill Lynch Int'l & Co. C.V. - BOCL European Put Wts Jan10	2010/01/05	2010/01/12
17538	HK Bank - BOCL European Put Warrants Jan 2010	2010/01/05	2010/01/12
17555	UBS AG - BOCL European Warrants Jan 2010 A	2010/01/05	2010/01/12
17556	UBS AG - BOCL European Warrants Jan 2010 B	2010/01/05	2010/01/12
17561	UBS AG - China Life European Warrants Jan 2010 C	2010/01/05	2010/01/12
17569	UBS AG - A50 China European Put Warrants Jan 2010	2010/01/05	2010/01/12
17572	UBS AG - HKEx European Put Warrants Jan 2010	2010/01/05	2010/01/12
17619	SGA Societe Generale Acceptance N.V. - JIANC Eu Wts Jan10	2010/01/05	2010/01/12
17634	UBS AG - China Shenhua European Warrants Jan 2010	2010/01/05	2010/01/12
17748	UBS AG - CM Bank European Put Warrants Jan 2010	2010/01/05	2010/01/12
17775	ABN AMRO Bank N.V. - A50 China European Put Wts Jan 2010	2010/01/05	2010/01/12
17930	UBS AG - BOCL European Warrants Jan 2010 C	2010/01/05	2010/01/12
18090	Deutsche Bank AG - Ch Comm Cons European Warrants Jan 2010	2010/01/05	2010/01/12
18203	Credit Suisse - BOCL European Warrants Jan 2010 A	2010/01/05	2010/01/12
18491	CC Rabobank B.A. - A50 China European Put Warrants Jan 2010B	2010/01/05	2010/01/12
18526	Merrill Lynch Int'l & Co. C.V. - BOCL European Wts Jan 2010C	2010/01/05	2010/01/12
17456	HK Bank - Angang Steel European Warrants Jan 2010	2010/01/06	2010/01/13
17489	HK Bank - Sinopec Corp European Warrants Jan 2010	2010/01/06	2010/01/13
17539	HK Bank - CC Bank European Put Warrants Jan 2010	2010/01/06	2010/01/13
17206	SGA Societe Generale Acceptance N.V. - ICBC Eu Wt Jan 2010 A	2010/01/07	2010/01/14
17329	SGA Societe Generale Acceptance N.V. - HKEx Eu Wt Jan 2010 C	2010/01/07	2010/01/14
16709	HK Bank - China Life European Warrants Jan 2010	2010/01/11	2010/01/18
16711	HK Bank - ICBC European Warrants Jan 2010	2010/01/11	2010/01/18
17067	CC Rabobank B.A. - HKEx European Warrants Jan 2010 A	2010/01/11	2010/01/18
17071	CC Rabobank B.A. - HKEx European Put Warrants Jan 2010	2010/01/11	2010/01/18
17146	Credit Suisse -HKEx European Put Warrants Jan 2010	2010/01/11	2010/01/18
17142	Credit Suisse - HKEx European Warrants Jan 2010 A	2010/01/11	2010/01/18
17269	KBC Fin Products Int'l Ltd. - CNOOC Euro Put Wts Jan 2010	2010/01/11	2010/01/18

## List of expired derivative warrants, 2010 (continued)

Code	Warrant	Last trading date	Delisted date
17343	KBC Fin Products Int'l Ltd. - BOCL Euro Put Wts Jan 2010 A	2010/01/11	2010/01/18
17387	J P Morgan SP BV - HKEx European Put Wts Jan 2010	2010/01/11	2010/01/18
17610	KBC Fin Products Int'l Ltd. - BOCL Euro Put Wts Jan 2010 F	2010/01/11	2010/01/18
17689	J P Morgan SP BV - China Shenhua European Warrants Jan 2010	2010/01/11	2010/01/18
15716	Citigroup Global Mkt H Inc. - BOCL European Wts Jan 2010	2010/01/12	2010/01/19
15723	Citigroup Global Mkt H Inc. - HS Bank European Wts Jan 2010	2010/01/12	2010/01/19
15962	SGA Societe Generale Acceptance N.V. - Ch Mob Eu Wt Jan 2010	2010/01/12	2010/01/19
16143	SGA Societe Generale Acceptance N.V. - A50 Ch Eu Wt Jan 2010	2010/01/12	2010/01/19
16174	BNP Paribas Arbit Issu B.V. - BOCL European Wts Jan 2010	2010/01/12	2010/01/19
16719	UBS AG - A50 China European Warrants Jan 2010	2010/01/12	2010/01/19
16779	KBC Fin Products Int'l Ltd. - A50 Ch Euro Wts Jan 2010 A	2010/01/12	2010/01/19
16806	SGA Societe Generale Acceptance N.V. - Shenhua Eu Wt Jan2010	2010/01/12	2010/01/19
16782	Macquarie Bank Ltd. - Huaneng Power European Wts Jan 2010	2010/01/12	2010/01/19
17130	SGA Societe Generale Acceptance N.V. - CCCCL Eu Wt Jan 2010	2010/01/12	2010/01/19
17173	SGA Societe Generale Acceptance N.V. - CHALCO Eu Wt Jan 2010	2010/01/12	2010/01/19
17213	SGA Societe Generale Acceptance N.V. - BOCL Eu Wt Jan 2010	2010/01/12	2010/01/19
17319	KBC Fin Products Int'l Ltd. - China Life Euro Wts Jan 2010 A	2010/01/12	2010/01/19
17284	Merrill Lynch Int'l & Co. C.V. - Ch Comm Cons Eu Wt Jan 2010	2010/01/12	2010/01/19
17347	KBC Fin Products Int'l Ltd. - CC Bank Euro Wts Jan 2010 B	2010/01/12	2010/01/19
17366	J P Morgan SP BV - Ch Comm Cons European Warrants Jan 2010	2010/01/12	2010/01/19
17367	J P Morgan SP BV - JX Copper European Warrants Jan 2010	2010/01/12	2010/01/19
17375	SGA Societe Generale Acceptance N.V. - CCB Eur Wt Jan 2010	2010/01/12	2010/01/19
17471	UBS AG - HKEx European Warrants Jan 2010 B	2010/01/12	2010/01/19
17542	HK Bank - ICBC European Put Warrants Jan 2010	2010/01/12	2010/01/19
17562	UBS AG - China Life European Warrants Jan 2010 D	2010/01/12	2010/01/19
17590	UBS AG - CHALCO European Warrants Jan 2010	2010/01/12	2010/01/19
17602	KBC Fin Products Int'l Ltd. - BOCL European Wts Jan 2010 E	2010/01/12	2010/01/19
17644	KBC Fin Products Int'l Ltd. - A50 Ch Euro Wts Jan 2010 B	2010/01/12	2010/01/19
18115	KBC Fin Products Int'l Ltd. - HSBC European Wts Jan 2010 C	2010/01/12	2010/01/19
18214	Credit Suisse - CC Bank European Warrants Jan 2010	2010/01/12	2010/01/19
18354	Barclays Bank plc - BOCL European Warrants Jan 2010 B	2010/01/12	2010/01/19
18569	Citigroup Global Mkt H Inc. - CC Bank European Wts Jan 2010	2010/01/12	2010/01/19
18683	BOCI Asia Ltd. - BOCL European Warrants Jan 2010	2010/01/12	2010/01/19
05746	KBC Fin Products Int'l Ltd. - HSBC European Wts Jan 2010 A	2010/01/14	2010/01/21
15881	HK Bank - CNOOC European Warrants Jan 2010	2010/01/14	2010/01/21
15884	HK Bank - Huaneng Power European Warrants Jan 2010	2010/01/14	2010/01/21
16621	KBC Fin Products Int'l Ltd. - CNOOC European Wts Jan 2010	2010/01/14	2010/01/21
16910	HK Bank - China Shenhua European Warrants Jan 2010	2010/01/14	2010/01/21
16911	HK Bank - Jiangxi Copper European Warrants Jan 2010	2010/01/14	2010/01/21
16912	HK Bank - Yanzhou Coal European Warrants Jan 2010	2010/01/14	2010/01/21
16959	SGA Societe Generale Acceptance N.V. - CP&CC Eu Put Wt Jan10	2010/01/14	2010/01/21
16965	SGA Societe Generale Acceptance N.V. - HWL Eur Wt Jan 2010	2010/01/14	2010/01/21
17049	HK Bank - CHALCO European Warrants Jan 2010	2010/01/14	2010/01/21
17050	HK Bank - CITIC Bank European Warrants Jan 2010	2010/01/14	2010/01/21
17051	HK Bank - Ch Comm Cons European Warrants Jan 2010	2010/01/14	2010/01/21
17052	HK Bank - HKEx European Warrants Jan 2010 B	2010/01/14	2010/01/21
17143	Credit Suisse - HKEx European Warrants Jan 2010 B	2010/01/14	2010/01/21
17447	Merrill Lynch Int'l & Co. C.V. - HKEx Euro Wts Jan 2010 C	2010/01/14	2010/01/21
17966	SGA Societe Generale Acceptance N.V.-HuanengPower Eu Wt Jan10	2010/01/14	2010/01/21
18451	CC Rabobank B.A. - HKEx European Warrants Jan 2010 C	2010/01/14	2010/01/21
18455	CC Rabobank B.A. - Hutchison European Warrants Jan 2010	2010/01/14	2010/01/21
15633	CC Rabobank B.A. - HSBC European Warrants Jan 2010	2010/01/15	2010/01/22
15790	Merrill Lynch Int'l & Co. C.V. - HSBC Euro Put Wt Jan 2010	2010/01/15	2010/01/22
17690	J P Morgan SP BV - Tencent European Warrants Jan 2010	2010/01/15	2010/01/22
18274	ABN AMRO Bank N.V. - CC Bank European Warrants Jan 2010	2010/01/15	2010/01/22
18507	Goldman Sachs SP (Asia) - HSBC European Warrants Jan 2010	2010/01/15	2010/01/22
15236	HK Bank - China COSCO European Warrants Jan 2010	2010/01/18	2010/01/25
15652	KBC Fin Products Int'l Ltd. - PetroChina Euro Wts Jan 2010	2010/01/18	2010/01/25
15942	HK Bank - China Mobile European Put Warrants Jan 2010	2010/01/18	2010/01/25
16419	HK Bank - CM Bank European Warrants Jan 2010	2010/01/18	2010/01/25
16507	ABN AMRO Bank N.V. - HKEx European Warrants Jan 2010	2010/01/18	2010/01/25
17198	CC Rabobank B.A. - HKEx European Warrants Jan 2010 B	2010/01/18	2010/01/25
17200	CC Rabobank B.A. - MTRC European Warrants Jan 2010	2010/01/18	2010/01/25
17516	CC Rabobank B.A. - A50 China European Put Warrants Jan 2010A	2010/01/18	2010/01/25
17540	HK Bank - China Life European Put Warrants Jan 2010	2010/01/18	2010/01/25
17714	CC Rabobank B.A. - CC Bank European Warrants Jan 2010 A	2010/01/18	2010/01/25
18991	Macquarie Bank Ltd. - BOCL European Warrants Jan 2010	2010/01/18	2010/01/25
02159	UBS AG - Hutchison European Warrants Jan 2010	2010/01/19	2010/01/26
15573	SGA Societe Generale Acceptance N.V. - Petch Eu Wt Jan 2010	2010/01/19	2010/01/26
15798	J P Morgan SP BV - HKEx European Warrants Jan 2010	2010/01/19	2010/01/26
16225	Credit Suisse - China Mobile European Warrants Jan 2010	2010/01/19	2010/01/26
16387	UBS AG - SPDR Gold Trust European Warrants Jan 2010	2010/01/19	2010/01/26
16449	SGA Societe Generale Acceptance N.V. - HKEx Eu Wt Jan 2010 A	2010/01/19	2010/01/26
16514	UBS AG - HSBC European Warrants Jan 2010	2010/01/19	2010/01/26
16515	UBS AG - China Tel European Warrants Jan 2010 A	2010/01/19	2010/01/26
16622	KBC Fin Products Int'l Ltd. - PetroChina Eur Put Wt Jan 2010	2010/01/19	2010/01/26
16852	UBS AG - WISE CSI European Warrants Jan 2010	2010/01/19	2010/01/26
16873	Merrill Lynch Int'l & Co. C.V. - HKEx Euro Wts Jan 2010 B	2010/01/19	2010/01/26
16885	Merrill Lynch Int'l & Co. C.V. - BOCL European Wts Jan 2010A	2010/01/19	2010/01/26
16895	Merrill Lynch Int'l & Co. C.V. - Hutchison Euro Put Wts Jan10	2010/01/19	2010/01/26
16897	Merrill Lynch Int'l & Co. C.V. - SHK Ppt Euro Put Wts Jan10	2010/01/19	2010/01/26
17010	UBS AG - HKEx European Warrants Jan 2010 A	2010/01/19	2010/01/26
17135	Credit Suisse - China Mobile European Put Warrants Jan 2010	2010/01/19	2010/01/26
17180	Merrill Lynch Int'l & Co. C.V.-Ch Telecom Eur Put Wts Jan10	2010/01/19	2010/01/26
17296	UBS AG - China Life European Warrants Jan 2010 A	2010/01/19	2010/01/26
17300	UBS AG - China Life European Put Warrants Jan 2010 E	2010/01/19	2010/01/26
17376	SGA Societe Generale Acceptance N.V. - ICBC Eu Wt Jan 2010 B	2010/01/19	2010/01/26

## List of expired derivative warrants, 2010 (continued)

Code	Warrant	Last trading date	Delisted date
17423	UBS AG - CC Bank European Warrants Jan 2010 A	2010/01/19	2010/01/26
17420	UBS AG - China Life European Warrants Jan 2010 B	2010/01/19	2010/01/26
17570	UBS AG - CC Bank European Put Warrants Jan 2010	2010/01/19	2010/01/26
17557	UBS AG - CC Bank European Warrants Jan 2010 B	2010/01/19	2010/01/26
17571	UBS AG - China Life European Put Warrants Jan 2010 F	2010/01/19	2010/01/26
17662	Merrill Lynch Int'l & Co. C.V. - Ch Shenhua Eur Wts Jan 2010	2010/01/19	2010/01/26
17776	BOCI Asia Ltd. - China Life European Warrants Jan 2010	2010/01/19	2010/01/26
17787	J P Morgan SP BV - CNBM European Warrants Jan 2010	2010/01/19	2010/01/26
18021	UBS AG - Ch Comm Cons European Warrants Jan 2010	2010/01/19	2010/01/26
18055	SGA Societe Generale Acceptance N.V. - CNOOC Eu Wt Jan 2010	2010/01/19	2010/01/26
18181	BNP Paribas Arbit Issu B.V. - Ch Comm Cons Eur Wt Jan 2010	2010/01/19	2010/01/26
18315	UBS AG - R&F Ppt European Warrants Jan 2010	2010/01/19	2010/01/26
18383	ABN AMRO Bank N.V. - Sinopec Corp European Warrants Jan 2010	2010/01/19	2010/01/26
18485	Credit Suisse - BOCL European Warrants Jan 2010 B	2010/01/19	2010/01/26
18813	Barclays Bank plc - CC Bank European Warrants Jan 2010	2010/01/19	2010/01/26
18822	Deutsche Bank AG - CC Bank European Warrants Jan 2010	2010/01/19	2010/01/26
15381	SGA Societe Generale Acceptance N.V. - HSBC Eu Wt Jan 2010 B	2010/01/20	2010/01/27
17785	J P Morgan SP BV - Anhui Conch European Warrants Jan 2010	2010/01/20	2010/01/27
14127	BOCI Asia Ltd. - PetroChina European Warrants Jan 2010	2010/01/21	2010/01/28
16963	SGA Societe Generale Acceptance N.V. - HKEx Eu Wt Jan 2010 B	2010/01/21	2010/01/28
18724	ABN AMRO Bank N.V. - ICBC European Warrants Jan 2010	2010/01/21	2010/01/28
18768	Barclays Bank plc - ICBC European Warrants Jan 2010	2010/01/21	2010/01/28
04365	Macquarie Bank Ltd. - Denway Motors European Wts Jan 2010	2010/01/22	2010/01/29
15641	Macquarie Bank Ltd. - HSBC European Warrants Jan 2010 A	2010/01/22	2010/01/29
15644	Macquarie Bank Ltd. - HSBC European Put Warrants Jan 2010 C	2010/01/22	2010/01/29
16390	Macquarie Bank Ltd. - HKEx European Warrants Jan 2010 A	2010/01/22	2010/01/29
16843	Macquarie Bank Ltd. - CNBM European Warrants Jan 2010	2010/01/22	2010/01/29
16845	Macquarie Bank Ltd. - Jiangxi Copper European Wts Jan 2010	2010/01/22	2010/01/29
16914	Macquarie Bank Ltd. - CM Bank European Warrants Jan 2010 A	2010/01/22	2010/01/29
16956	Macquarie Bank Ltd. - HSI European Warrants Jan 2010	2010/01/22	2010/01/29
17021	Macquarie Bank Ltd. - HKEx European Warrants Jan 2010 B	2010/01/22	2010/01/29
17034	Macquarie Bank Ltd. - HSI European Put Warrants Jan 2010 A	2010/01/22	2010/01/29
17114	Macquarie Bank Ltd. - Tencent European Warrants Jan 2010	2010/01/22	2010/01/29
17126	Macquarie Bank Ltd. - CM Bank European Warrants Jan 2010 B	2010/01/22	2010/01/29
17125	CC Rabobank B.A. - HSI European Put Warrants Jan 2010 A	2010/01/22	2010/01/29
17122	UBS AG - HSI European Warrants Jan 2010	2010/01/22	2010/01/29
17149	Macquarie Bank Ltd. - HSI European Put Warrants Jan 2010 B	2010/01/22	2010/01/29
17164	Merrill Lynch Int'l & Co. C.V. - HSI European Put Wts Jan10	2010/01/22	2010/01/29
17192	Macquarie Bank Ltd. - SHK Ppt European Put Warrants Jan 2010	2010/01/22	2010/01/29
17197	CC Rabobank B.A. - Chi Res Land European Warrants Jan 2010	2010/01/22	2010/01/29
17225	Macquarie Bank Ltd. - Cheung Kong European Warrants Jan 2010	2010/01/22	2010/01/29
17226	Macquarie Bank Ltd. - HSI European Put Warrants Jan 2010 C	2010/01/22	2010/01/29
17254	CC Rabobank B.A. - HSI European Warrants Jan 2010 C	2010/01/22	2010/01/29
17258	CC Rabobank B.A. - HSI European Put Warrants Jan 2010 B	2010/01/22	2010/01/29
17288	Merrill Lynch Int'l & Co. C.V. - HSI European Warrants Jan10	2010/01/22	2010/01/29
17374	KBC Fin Products Int'l Ltd. - HSI Euro Put Wts Jan 2010 A	2010/01/22	2010/01/29
17368	UBS AG - HSI European Put Warrants Jan 2010 A	2010/01/22	2010/01/29
17407	Goldman Sachs SP (Asia) - HSI European Put Wts Jan 2010 A	2010/01/22	2010/01/29
17408	Goldman Sachs SP (Asia) - HSI European Put Wts Jan 2010 B	2010/01/22	2010/01/29
17439	KBC Fin Products Int'l Ltd. - HSCEI Euro Put Wts Jan 2010	2010/01/22	2010/01/29
17467	KBC Fin Products Int'l Ltd. - HSI Euro Put Wts Jan 2010 B	2010/01/22	2010/01/29
17484	Macquarie Bank Ltd. - HSCEI European Warrants Jan 2010	2010/01/22	2010/01/29
17535	Merrill Lynch Int'l & Co. C.V. - ICBC European Wts Jan 2010	2010/01/22	2010/01/29
17622	KBC Fin Products Int'l Ltd. - HSI Euro Put Wts Jan 2010 C	2010/01/22	2010/01/29
17623	KBC Fin Products Int'l Ltd. - HSI Euro Put Wts Jan 2010 D	2010/01/22	2010/01/29
17613	Macquarie Bank Ltd. - CC Bank European Warrants Jan 2010	2010/01/22	2010/01/29
17617	Macquarie Bank Ltd. - CC Bank European Put Warrants Jan 2010	2010/01/22	2010/01/29
17614	Macquarie Bank Ltd. - CNOOC European Warrants Jan 2010	2010/01/22	2010/01/29
17616	SGA Societe Generale Acceptance N.V. - HSI Eu Put Wt Jan 10A	2010/01/22	2010/01/29
17618	SGA Societe Generale Acceptance N.V. - HSI Eu Put Wt Jan 10B	2010/01/22	2010/01/29
17635	Barclays Bank plc - HSI European Put Warrants Jan 2010 C	2010/01/22	2010/01/29
17631	Barclays Bank plc - HSI European Warrants Jan 2010 A	2010/01/22	2010/01/29
17632	Barclays Bank plc - HSI European Warrants Jan 2010 B	2010/01/22	2010/01/29
17652	SGA Societe Generale Acceptance N.V. - HSCEI Eu Wt Jan 2010A	2010/01/22	2010/01/29
17653	SGA Societe Generale Acceptance N.V. - HSCEI Eu Wt Jan 2010B	2010/01/22	2010/01/29
17654	SGA Societe Generale Acceptance N.V. - HSCEI Eu Wt Jan 2010C	2010/01/22	2010/01/29
17655	SGA Societe Generale Acceptance N.V. - HSCEI Eu Wt Jan 2010D	2010/01/22	2010/01/29
17656	SGA Societe Generale Acceptance N.V. -HSCEI Eu Put Wt Jan10E	2010/01/22	2010/01/29
17657	SGA Societe Generale Acceptance N.V. -HSCEI Eu Put Wt Jan10F	2010/01/22	2010/01/29
17658	SGA Societe Generale Acceptance N.V. -HSCEI Eu Put Wt Jan10G	2010/01/22	2010/01/29
17659	SGA Societe Generale Acceptance N.V. -HSCEI Eu Put Wt Jan10H	2010/01/22	2010/01/29
17717	CC Rabobank B.A. - ICBC European Warrants Jan 2010	2010/01/22	2010/01/29
17726	UBS AG - HSI European Put Warrants Jan 2010 B	2010/01/22	2010/01/29
17727	UBS AG - HSI European Put Warrants Jan 2010 C	2010/01/22	2010/01/29
17732	BOCI Asia Ltd. - HSI European Warrants Jan 2010	2010/01/22	2010/01/29
17736	BOCI Asia Ltd. - HSI European Put Warrants Jan 2010	2010/01/22	2010/01/29
17744	Goldman Sachs SP (Asia) - A50 China European Wts Jan 2010	2010/01/22	2010/01/29
17735	Macquarie Bank Ltd. - HSBC European Warrants Jan 2010 B	2010/01/22	2010/01/29
17737	Macquarie Bank Ltd. - HSBC European Put Warrants Jan 2010 D	2010/01/22	2010/01/29
17761	Macquarie Bank Ltd. - Renhe Comm European Warrants Jan 2010	2010/01/22	2010/01/29
17764	Macquarie Bank Ltd. - Anhui Conch European Warrants Jan 2010	2010/01/22	2010/01/29
17771	CC Rabobank B.A. - China Life European Put Warrants Jan 2010	2010/01/22	2010/01/29
17778	CC Rabobank B.A. - HSI European Warrants Jan 2010 D	2010/01/22	2010/01/29
17782	CC Rabobank B.A. - HSI European Put Warrants Jan 2010 E	2010/01/22	2010/01/29
17793	BNP Paribas Arbit Issu B.V. - HSI European Wts Jan 2010 A	2010/01/22	2010/01/29
17794	BNP Paribas Arbit Issu B.V. - HSI European Wts Jan 2010 B	2010/01/22	2010/01/29
17795	Deutsche Bank AG - HSI European Put Warrants Jan 2010 A	2010/01/22	2010/01/29



## List of expired derivative warrants, 2010 (continued)

Code	Warrant	Last trading date	Delisted date
17807	ABN AMRO Bank N.V. - HSI European Put Warrants Jan 2010	2010/01/22	2010/01/29
17815	Deutsche Bank AG - HSI European Put Warrants Jan 2010 B	2010/01/22	2010/01/29
17834	BOCI Asia Ltd. - BYD European Warrants Jan 2010	2010/01/22	2010/01/29
17860	KBC Fin Products Int'l Ltd. - HSI European Wts Jan 2010 E	2010/01/22	2010/01/29
17861	KBC Fin Products Int'l Ltd. - HSI European Wts Jan 2010 F	2010/01/22	2010/01/29
17863	KBC Fin Products Int'l Ltd. - HSI Euro Put Wts Jan 2010 G	2010/01/22	2010/01/29
17835	Macquarie Bank Ltd. - China Tel European Warrants Jan 2010	2010/01/22	2010/01/29
17859	Macquarie Bank Ltd. - R&F Ppt European Warrants Jan 2010	2010/01/22	2010/01/29
18349	Barclays Bank plc - HSI European Put Warrants Jan 2010 D	2010/01/22	2010/01/29
18459	Credit Suisse - HSI European Warrants Jan 2010	2010/01/22	2010/01/29
18764	Deutsche Bank AG - HSI European Warrants Jan 2010	2010/01/22	2010/01/29
18970	CC Rabobank B.A. - HSI European Warrants Jan 2010 F	2010/01/22	2010/01/29
15463	CC Rabobank B.A. - PetroChina European Warrants Jan 2010	2010/01/25	2010/02/01
15611	BNP Paribas Arbit Issu B.V. - PetroCh Euro Wts Jan 2010	2010/01/25	2010/02/01
15804	Merrill Lynch Int'l & Co. C.V. - HKEx Euro Wts Jan 2010 A	2010/01/25	2010/02/01
15861	HK Bank - HKEx European Warrants Jan 2010 A	2010/01/25	2010/02/01
16664	CC Rabobank B.A. - A50 China European Warrants Jan 2010	2010/01/25	2010/02/01
14541	BOCI Asia Ltd. - HKEx European Put Warrants Feb 2010	2010/01/26	2010/02/02
15199	Merrill Lynch Int'l & Co. C.V. - CC Bank Euro Wts Feb 2010 B	2010/01/26	2010/02/02
15719	Citigroup Global Mkt H Inc. - CC Bank European Wts Feb 2010A	2010/01/26	2010/02/02
15720	Citigroup Global Mkt H Inc. - CC Bank European Wts Feb 2010B	2010/01/26	2010/02/02
16454	Deutsche Bank AG - PetroChina European Warrants Feb 2010 A	2010/01/26	2010/02/02
16528	SGA Societe Generale Acceptance N.V. - CLife Eu Wt Feb 2010A	2010/01/26	2010/02/02
17066	Deutsche Bank AG - PetroChina European Warrants Feb 2010 B	2010/01/26	2010/02/02
17112	KBC Fin Products Int'l Ltd. - PetroChina Eur Put Wt Feb 10B	2010/01/26	2010/02/02
17172	Merrill Lynch Int'l & Co. C.V. - PetroChina Eu Put Wt Feb 10	2010/01/26	2010/02/02
17268	KBC Fin Products Int'l Ltd. - CNOOC European Wts Feb 2010 A	2010/01/26	2010/02/02
17352	KBC Fin Products Int'l Ltd. - China Life Euro Wts Feb 2010 A	2010/01/26	2010/02/02
17437	KBC Fin Products Int'l Ltd. - ICBC European Wts Feb 2010 A	2010/01/26	2010/02/02
17536	Merrill Lynch Int'l & Co. C.V. - ICBC European Put Wts Feb 10	2010/01/26	2010/02/02
17586	SGA Societe Generale Acceptance N.V. - CTel Eu Wt Feb 2010 A	2010/01/26	2010/02/02
17592	UBS AG - PetroChina European Put Warrants Feb 2010	2010/01/26	2010/02/02
17604	Deutsche Bank AG - CC Bank European Put Warrants Feb 2010	2010/01/26	2010/02/02
17639	KBC Fin Products Int'l Ltd. - CC Bank Euro Wts Feb 2010 A	2010/01/26	2010/02/02
17706	J P Morgan SP BV - PetroChina European Warrants Feb 2010	2010/01/26	2010/02/02
17887	SGA Societe Generale Acceptance N.V. - Ping An Eu Wt Feb 10	2010/01/26	2010/02/02
17898	UBS AG - China Life European Put Warrants Feb 2010 D	2010/01/26	2010/02/02
17900	UBS AG - A50 China European Put Warrants Feb 2010 A	2010/01/26	2010/02/02
17899	UBS AG - HKEx European Put Warrants Feb 2010 D	2010/01/26	2010/02/02
17906	Macquarie Bank Ltd. - Sinopec Corp European Wts Feb 2010 A	2010/01/26	2010/02/02
17907	Macquarie Bank Ltd. - Sinopec Corp European Wts Feb 2010 B	2010/01/26	2010/02/02
17901	Merrill Lynch Int'l & Co. C.V. - Ch Life Eur Put Wt Feb 10 B	2010/01/26	2010/02/02
17914	UBS AG - Sinopec Corp European Warrants Feb 2010	2010/01/26	2010/02/02
17924	SGA Societe Generale Acceptance N.V. - CP&CC Eur Wt Feb 10A	2010/01/26	2010/02/02
17937	UBS AG - A50 China European Put Warrants Feb 2010 B	2010/01/26	2010/02/02
17933	UBS AG - Shimao Ppt European Warrants Feb 2010	2010/01/26	2010/02/02
18137	KBC Fin Products Int'l Ltd. - China Life Eur Put Wt Feb 2010	2010/01/26	2010/02/02
18167	KBC Fin Products Int'l Ltd. - ICBC European Wts Feb 2010 D	2010/01/26	2010/02/02
18219	BNP Paribas Arbit Issu B.V. - HSBC European Wts Feb 2010	2010/01/26	2010/02/02
18220	SGA Societe Generale Acceptance N.V. - CLife Eu Wt Feb 2010D	2010/01/26	2010/02/02
18231	UBS AG - HSBC European Warrants Feb 2010	2010/01/26	2010/02/02
18283	KBC Fin Products Int'l Ltd. - CC Bank Euro Put Wts Feb 2010	2010/01/26	2010/02/02
18293	KBC Fin Products Int'l Ltd. - HKEx European Put Wts Feb 10	2010/01/26	2010/02/02
18373	Credit Suisse -HKEx European Put Warrants Feb 2010 B	2010/01/26	2010/02/02
18385	BNP Paribas Arbit Issu B.V. - China Life Euro Wts Feb 2010	2010/01/26	2010/02/02
18461	Credit Suisse - China Tel European Warrants Feb 2010	2010/01/26	2010/02/02
18486	CC Rabobank B.A. - CC Bank European Put Warrants Feb 2010	2010/01/26	2010/02/02
03491	Credit Suisse - HSBC European Warrants Feb 2010 A	2010/01/27	2010/02/03
17091	KBC Fin Products Int'l Ltd. - PetroChina Eur Put Wt Feb 10A	2010/01/27	2010/02/03
17670	BNP Paribas Arbit Issu B.V. - HKEx European Put Wts Feb 2010	2010/01/27	2010/02/03
17823	BNP Paribas Arbit Issu B.V. - ICBC European Wts Feb 2010	2010/01/27	2010/02/03
17905	Merrill Lynch Int'l & Co. C.V. - China Life Eu Wt Feb 2010	2010/01/27	2010/02/03
18411	BNP Paribas Arbit Issu B.V. - China Tel Euro Wts Feb 2010	2010/01/27	2010/02/03
18636	RB of Scotland N.V. - China Life European Wts Feb 2010 B	2010/01/27	2010/02/03
18777	Deutsche Bank AG - HKEx European Put Warrants Feb 2010 B	2010/01/27	2010/02/03
17620	SGA Societe Generale Acceptance N.V. - JIANC Eu Wts Feb 10 A	2010/01/28	2010/02/04
17796	SGA Societe Generale Acceptance N.V. - CLife Eu Wt Feb 2010B	2010/01/28	2010/02/04
17800	SGA Societe Generale Acceptance N.V. - HSBC Eu Wt Feb 2010	2010/01/28	2010/02/04
17999	Macquarie Bank Ltd. - Maanshan Iron European Wts Feb 2010	2010/01/29	2010/02/05
18330	Macquarie Bank Ltd. - CNOOC European Warrants Feb 2010	2010/01/29	2010/02/05
17854	CC Rabobank B.A. - China Life European Warrants Feb 2010 E	2010/02/01	2010/02/08
15195	CC Rabobank B.A. - PetroChina European Put Warrants Feb 2010	2010/02/02	2010/02/09
15191	CC Rabobank B.A. - PetroChina European Warrants Feb 2010	2010/02/02	2010/02/09
15717	Citigroup Global Mkt H Inc. - Cheung Kong Euro Wts Feb 2010	2010/02/02	2010/02/09
15724	Citigroup Global Mkt H Inc. - HSBC European Wts Feb 2010	2010/02/02	2010/02/09
16098	SGA Societe Generale Acceptance N.V. - Petch Eu Wt Feb 2010	2010/02/02	2010/02/09
16385	Credit Suisse - SPDR Gold Trust European Warrants Feb 2010	2010/02/02	2010/02/09
16821	SGA Societe Generale Acceptance N.V. - BOCL Eu Wt Feb 2010	2010/02/02	2010/02/09
17131	SGA Societe Generale Acceptance N.V. - CCCCL Eu Wt Feb 2010	2010/02/02	2010/02/09
17168	Merrill Lynch Int'l & Co. C.V. - PetroChina Eu Wt Feb 2010	2010/02/02	2010/02/09
17283	Merrill Lynch Int'l & Co. C.V. - Ch Life Eur Put Wt Feb 10 A	2010/02/02	2010/02/09
17448	Merrill Lynch Int'l & Co. C.V. - HKEx Eur Put Wts Feb 2010	2010/02/02	2010/02/09
17522	J P Morgan SP BV - Ch Railway Cons European Warrants Feb 2010	2010/02/02	2010/02/09
17526	UBS AG - CNOOC European Warrants Feb 2010	2010/02/02	2010/02/09
17588	UBS AG - PetroChina European Warrants Feb 2010	2010/02/02	2010/02/09
17600	Deutsche Bank AG - CC Bank European Warrants Feb 2010	2010/02/02	2010/02/09
17640	KBC Fin Products Int'l Ltd. - CC Bank Euro Wts Feb 2010 B	2010/02/02	2010/02/09

## List of expired derivative warrants, 2010 (continued)

Code	Warrant	Last trading date	Delisted date
17708	Deutsche Bank AG - A50 China European Warrants Feb 2010	2010/02/02	2010/02/09
17721	KBC Fin Products Int'l Ltd. - A50 Ch Euro Wts Feb 2010	2010/02/02	2010/02/09
17789	Deutsche Bank AG - BOCL European Warrants Feb 2010	2010/02/02	2010/02/09
17853	CC Rabobank B.A. - Ch Mobile European Warrants Feb 2010	2010/02/02	2010/02/09
17846	UBS AG - Jiangxi Copper European Warrants Feb 2010 A	2010/02/02	2010/02/09
17911	UBS AG - China COSCO European Warrants Feb 2010 B	2010/02/02	2010/02/09
17912	UBS AG - China Life European Warrants Feb 2010 C	2010/02/02	2010/02/09
17946	Deutsche Bank AG - Sinopec Corp European Warrants Feb 2010	2010/02/02	2010/02/09
17918	SGA Societe Generale Acceptance N.V. - CCB Eur Wt Feb 2010	2010/02/02	2010/02/09
17925	SGA Societe Generale Acceptance N.V. - CP&CC Eur Wt Feb 10B	2010/02/02	2010/02/09
17985	Credit Suisse -HKEx European Put Warrants Feb 2010 A	2010/02/02	2010/02/09
17976	CC Rabobank B.A. - A50 China European Warrants Feb 2010 B	2010/02/02	2010/02/09
18066	KBC Fin Products Int'l Ltd. - HSBC European Wts Feb 2010 B	2010/02/02	2010/02/09
18082	Deutsche Bank AG - HKEx European Put Warrants Feb 2010 A	2010/02/02	2010/02/09
18074	UBS AG - Angang Steel European Warrants Feb 2010	2010/02/02	2010/02/09
18077	UBS AG - CM Bank European Warrants Feb 2010	2010/02/02	2010/02/09
18258	RB of Scotland N.V. - CNOOC European Warrants Feb 2010	2010/02/02	2010/02/09
18288	KBC Fin Products Int'l Ltd. - HKEx European Warrants Feb 10	2010/02/02	2010/02/09
18469	UBS AG - HKEx European Warrants Feb 2010 E	2010/02/02	2010/02/09
17949	CC Rabobank B.A. - China Life European Warrants Feb 2010 F	2010/02/03	2010/02/10
17954	CC Rabobank B.A. - ICBC European Warrants Feb 2010	2010/02/03	2010/02/10
17087	KBC Fin Products Int'l Ltd. - PetroChina Euro Wts Feb 2010	2010/02/04	2010/02/11
17110	KBC Fin Products Int'l Ltd. - Sinopec Corp Eu Put Wt Feb 10	2010/02/04	2010/02/11
17101	CC Rabobank B.A. - China Life European Warrants Feb 2010 A	2010/02/04	2010/02/11
17103	CC Rabobank B.A. - HKEx European Warrants Feb 2010 B	2010/02/04	2010/02/11
17252	SGA Societe Generale Acceptance N.V. - CNOOC Eu Wt Feb 2010	2010/02/04	2010/02/11
17641	KBC Fin Products Int'l Ltd. - China Tel Euro Wts Feb 2010	2010/02/04	2010/02/11
19291	Deutsche Bank AG - China Life European Warrants Feb 2010	2010/02/04	2010/02/11
17455	J P Morgan SP BV - Zijin Mining European Warrants Feb 2010	2010/02/05	2010/02/12
17381	KBC Fin Products Int'l Ltd. - CNOOC European Wts Feb 2010 B	2010/02/08	2010/02/17
17502	KBC Fin Products Int'l Ltd. - ICBC European Wts Feb 2010 B	2010/02/08	2010/02/17
17713	CC Rabobank B.A. - BOCL European Warrants Feb 2010	2010/02/08	2010/02/17
17739	CC Rabobank B.A. - China Life European Warrants Feb 2010 C	2010/02/08	2010/02/17
18105	J P Morgan SP BV - HKEx European Warrants Feb 2010	2010/02/08	2010/02/17
18172	KBC Fin Products Int'l Ltd. - ICBC Euro Put Wts Feb 2010	2010/02/08	2010/02/17
18147	Macquarie Bank Ltd. - Alibaba European Warrants Feb 2010	2010/02/08	2010/02/17
18150	Macquarie Bank Ltd. - China EB Ltd European Warrants Feb 10	2010/02/08	2010/02/17
18626	Citigroup Global Mkt H Inc. -Alibaba European Warrants Feb10	2010/02/08	2010/02/17
17507	SGA Societe Generale Acceptance N.V.-Chi COSCO Euro Wt Feb10A	2010/02/09	2010/02/18
17797	SGA Societe Generale Acceptance N.V. - CMB Euro Wts Feb 2010	2010/02/09	2010/02/18
17882	SGA Societe Generale Acceptance N.V.-Chi COSCO Euro Wt Feb10B	2010/02/09	2010/02/18
17886	SGA Societe Generale Acceptance N.V. - JIANG Eu Wts Feb 10 B	2010/02/09	2010/02/18
17920	SGA Societe Generale Acceptance N.V. - CLife Eu Wt Feb 2010C	2010/02/09	2010/02/18
18149	Macquarie Bank Ltd. - Angang Steel European Wts Feb 2010	2010/02/09	2010/02/18
18152	Macquarie Bank Ltd. - COSCO Pacific European Warrants Feb10	2010/02/09	2010/02/18
18201	J P Morgan SP BV - BOCL European Warrants Feb 2010	2010/02/09	2010/02/18
18182	KBC Fin Products Int'l Ltd. - Sinopec Euro Wts Feb 2010 A	2010/02/09	2010/02/18
18197	UBS AG - ICBC European Put Warrants Feb 2010 B	2010/02/09	2010/02/18
18397	Credit Suisse - HSBC European Wts Feb 2010 B	2010/02/09	2010/02/18
18489	CC Rabobank B.A. - ICBC European Put Warrants Feb 2010	2010/02/09	2010/02/18
18632	SGA Societe Generale Acceptance N.V. - ICBC Eu Wt Feb 2010	2010/02/09	2010/02/18
18824	Deutsche Bank AG - HSBC European Warrants Feb 2010	2010/02/09	2010/02/18
18902	Deutsche Bank AG - CM Bank European Warrants Feb 2010	2010/02/09	2010/02/18
17612	KBC Fin Products Int'l Ltd. - PetroChina Eur Put Wt Feb 10 C	2010/02/10	2010/02/19
17643	KBC Fin Products Int'l Ltd. - ICBC European Wts Feb 2010 C	2010/02/10	2010/02/19
18176	Macquarie Bank Ltd. - Country Garden European Warrants Feb10	2010/02/10	2010/02/19
17132	HK Bank - CM Bank European Warrants Feb 2010	2010/02/11	2010/02/22
17762	Standard Bank PLC - China Life European Warrants Feb 2010	2010/02/11	2010/02/22
07489	KBC Fin Products Int'l Ltd. - HSBC European Wts Feb 2010 A	2010/02/12	2010/02/23
03644	BNP Paribas Arbit Issu B.V. - CC Bank European Wts Feb 2010	2010/02/12	2010/02/23
15722	Citigroup Global Mkt H Inc. - China Mobile Eur Wt Feb 2010	2010/02/12	2010/02/23
16284	CC Rabobank B.A. - Tencent Holdings European Wts Feb 2010 A	2010/02/12	2010/02/23
16324	UBS AG - SPDR Gold Trust European Warrants Feb 2010 A	2010/02/12	2010/02/23
16388	UBS AG - SPDR Gold Trust European Warrants Feb 2010 B	2010/02/12	2010/02/23
16418	HK Bank - Ch Comm Cons European Warrants Feb 2010	2010/02/12	2010/02/23
16909	HK Bank - CHALCO European Warrants Feb 2010	2010/02/12	2010/02/23
17011	UBS AG - HKEx European Warrants Feb 2010 A	2010/02/12	2010/02/23
17053	HK Bank - Lenovo European Warrants Feb 2010	2010/02/12	2010/02/23
17054	HK Bank - Zijin Mining European Warrants Feb 2010	2010/02/12	2010/02/23
17055	HK Bank - HKEx European Put Warrants Feb 2010	2010/02/12	2010/02/23
17298	UBS AG - China Life European Warrants Feb 2010 A	2010/02/12	2010/02/23
17417	UBS AG - China Life European Warrants Feb 2010 B	2010/02/12	2010/02/23
17548	Credit Suisse - A50 China European Warrants Feb 2010	2010/02/12	2010/02/23
17552	Credit Suisse - A50 China European Put Warrants Feb 2010	2010/02/12	2010/02/23
17573	UBS AG - HKEx European Put Warrants Feb 2010 C	2010/02/12	2010/02/23
17566	UBS AG - HKEx European Warrants Feb 2010 B	2010/02/12	2010/02/23
17591	UBS AG - China COSCO European Warrants Feb 2010 A	2010/02/12	2010/02/23
17636	UBS AG - A50 China European Warrants Feb 2010 C	2010/02/12	2010/02/23
17660	Merrill Lynch Int'l & Co. C.V. - A50 China Eur Wt Feb 2010	2010/02/12	2010/02/23
17648	SGA Societe Generale Acceptance N.V.-Ch Overseas Eu Wt Feb10	2010/02/12	2010/02/23
17674	SGA Societe Generale Acceptance N.V. - A50 Ch Eu Wt Feb 2010	2010/02/12	2010/02/23
17649	SGA Societe Generale Acceptance N.V. - Tencent Eu Wt Feb10	2010/02/12	2010/02/23
17688	J P Morgan SP BV - CM Bank European Warrants Feb 2010	2010/02/12	2010/02/23
17848	UBS AG - Zijin Mining European Warrants Feb 2010	2010/02/12	2010/02/23
17892	Deutsche Bank AG - China Life European Put Wts Feb 2010	2010/02/12	2010/02/23
17897	UBS AG - Yanzhou Coal European Wts Feb 2010	2010/02/12	2010/02/23
18019	UBS AG - MTRC European Warrants Feb 2010	2010/02/12	2010/02/23

## List of expired derivative warrants, 2010 (continued)

Code	Warrant	Last trading date	Delisted date
18078	UBS AG - China Overseas European Warrants Feb 2010	2010/02/12	2010/02/23
18076	UBS AG - China Coal European Warrants Feb 2010	2010/02/12	2010/02/23
18091	UBS AG - CHALCO European Warrants Feb 2010	2010/02/12	2010/02/23
18092	UBS AG - Jiangxi Copper European Warrants Feb 2010 B	2010/02/12	2010/02/23
18157	Credit Suisse - Jiangxi Copper European Wts Feb 2010	2010/02/12	2010/02/23
18213	UBS AG - China Tel European Warrants Feb 2010	2010/02/12	2010/02/23
18195	UBS AG - China Life European Put Warrants Feb 2010 E	2010/02/12	2010/02/23
18196	UBS AG - ICBC European Put Warrants Feb 2010 A	2010/02/12	2010/02/23
18285	KBC Fin Products Int'l Ltd. - Sinopec Euro Wts Feb 2010 B	2010/02/12	2010/02/23
18327	J P Morgan SP BV - A50 China European Warrants Feb 2010 B	2010/02/12	2010/02/23
18324	Merrill Lynch Int'l & Co. C.V. - CM Bank Euro Wts Feb 2010	2010/02/12	2010/02/23
18438	UBS AG - A50 China European Warrants Feb 2010 D	2010/02/12	2010/02/23
18492	CC Rabobank B.A. - A50 China European Put Warrants Feb 2010	2010/02/12	2010/02/23
18593	KBC Fin Products Int'l Ltd. - China Life Euro Wts Feb 2010 B	2010/02/12	2010/02/23
18747	Goldman Sachs SP (Asia)-Sinopec Corp European Warrants Feb10	2010/02/12	2010/02/23
18874	BOCI Asia Ltd. - Sinopec Corp European Warrants Feb 2010	2010/02/12	2010/02/23
18881	UBS AG - China Life European Warrants Feb 2010 F	2010/02/12	2010/02/23
19262	Goldman Sachs SP (Asia) - HSBC European Warrants Feb 2010	2010/02/12	2010/02/23
17275	CC Rabobank B.A. - Tencent Holdings European Wts Feb 2010 B	2010/02/17	2010/02/24
18143	CC Rabobank B.A. - Hutchison European Warrants Feb 2010	2010/02/17	2010/02/24
18875	BOCI Asia Ltd. - ICBC European Warrants Feb 2010	2010/02/17	2010/02/24
14446	Merrill Lynch Int'l & Co. C.V. - CC Bank Euro Wts Feb 2010 A	2010/02/18	2010/02/25
16422	BOCI Asia Ltd. - A50 China European Warrants Feb 2010	2010/02/18	2010/02/25
18277	SGA Societe Generale Acceptance N.V. - CTEL Eu Wt Feb 2010 B	2010/02/18	2010/02/25
18279	SGA Societe Generale Acceptance N.V. - HWL Eur Wt Feb 2010	2010/02/18	2010/02/25
16132	Macquarie Bank Ltd. - CHALCO European Warrants Feb 2010	2010/02/19	2010/02/26
16744	J P Morgan SP BV - A50 China European Warrants Feb 2010 A	2010/02/19	2010/02/26
16815	Macquarie Bank Ltd. - MTRC European Warrants Feb 2010	2010/02/19	2010/02/26
17023	Macquarie Bank Ltd. - Jiangxi Copper European Wts Feb 2010 A	2010/02/19	2010/02/26
17102	CC Rabobank B.A. - HKEx European Warrants Feb 2010 A	2010/02/19	2010/02/26
17160	Macquarie Bank Ltd. - CM Bank European Put Warrants Feb 2010	2010/02/19	2010/02/26
17251	Macquarie Bank Ltd. - HSI European Warrants Feb 2010 A	2010/02/19	2010/02/26
17255	CC Rabobank B.A. - HSI European Warrants Feb 2010 E	2010/02/19	2010/02/26
17259	CC Rabobank B.A. - HSI European Put Warrants Feb 2010 A	2010/02/19	2010/02/26
17289	Merrill Lynch Int'l & Co. C.V. - HSI European Put Wts Feb10A	2010/02/19	2010/02/26
17390	Macquarie Bank Ltd. - Yanzhou Coal European Wts Feb 2010	2010/02/19	2010/02/26
17500	KBC Fin Products Int'l Ltd. - HSI Euro Put Wts Feb 2010 A	2010/02/19	2010/02/26
17531	Macquarie Bank Ltd. - CM Bank European Warrants Feb 2010	2010/02/19	2010/02/26
17575	Macquarie Bank Ltd. - A50 China European Warrants Feb 2010	2010/02/19	2010/02/26
17698	Merrill Lynch Int'l & Co. C.V. -HSI European Warrants Feb10C	2010/02/19	2010/02/26
17699	Merrill Lynch Int'l & Co. C.V. -HSI European Warrants Feb10D	2010/02/19	2010/02/26
17703	Merrill Lynch Int'l & Co. C.V. -HSI European Put Wts Feb 10B	2010/02/19	2010/02/26
17715	CC Rabobank B.A. - China Life European Warrants Feb 2010 B	2010/02/19	2010/02/26
17730	Macquarie Bank Ltd. - HSI European Put Warrants Feb 2010 D	2010/02/19	2010/02/26
17728	Macquarie Bank Ltd. - HSI European Warrants Feb 2010 B	2010/02/19	2010/02/26
17729	Macquarie Bank Ltd. - HSI European Warrants Feb 2010 C	2010/02/19	2010/02/26
17740	CC Rabobank B.A. - China Life European Warrants Feb 2010 D	2010/02/19	2010/02/26
17746	CC Rabobank B.A. - A50 China European Warrants Feb 2010 A	2010/02/19	2010/02/26
17772	CC Rabobank B.A. - China Life European Put Warrants Feb 2010	2010/02/19	2010/02/26
17779	CC Rabobank B.A. - HSI European Put Warrants Feb 2010 B	2010/02/19	2010/02/26
17808	RB of Scotland N.V. - HSI European Put Warrants Feb 2010	2010/02/19	2010/02/26
17812	Credit Suisse - HSI European Warrants Feb 2010	2010/02/19	2010/02/26
17816	Credit Suisse - HSI European Put Warrants Feb 2010	2010/02/19	2010/02/26
17829	Goldman Sachs SP (Asia) - HSI European Put Wts Feb 2010 A	2010/02/19	2010/02/26
17830	Goldman Sachs SP (Asia) - HSI European Put Wts Feb 2010 B	2010/02/19	2010/02/26
17864	KBC Fin Products Int'l Ltd. - HSI Euro Put Wts Feb 2010 B	2010/02/19	2010/02/26
17837	Macquarie Bank Ltd. - HKEx European Put Warrants Feb 2010	2010/02/19	2010/02/26
17869	Macquarie Bank Ltd. - BOCL European Warrants Feb 2010	2010/02/19	2010/02/26
17877	Macquarie Bank Ltd. - BOCL European Put Warrants Feb 2010	2010/02/19	2010/02/26
17878	Macquarie Bank Ltd. - China Life European Put Wts Feb 2010	2010/02/19	2010/02/26
17872	Macquarie Bank Ltd. - China Shenhua European Wts Feb 2010	2010/02/19	2010/02/26
17873	Macquarie Bank Ltd. - Denway Motors European Wts Feb 2010	2010/02/19	2010/02/26
17875	Macquarie Bank Ltd. - HSCEI European Warrants Feb 2010	2010/02/19	2010/02/26
17879	Macquarie Bank Ltd. - HSCEI European Put Warrants Feb 2010	2010/02/19	2010/02/26
17904	Macquarie Bank Ltd. - Sh Petrochem European Wts Feb 2010	2010/02/19	2010/02/26
17909	CC Rabobank B.A. - HSI European Put Warrants Feb 2010 C	2010/02/19	2010/02/26
17910	CC Rabobank B.A. - HSI European Put Warrants Feb 2010 D	2010/02/19	2010/02/26
17942	BNP Paribas Arbit Issu B.V. - HSI Euro Put Wts Feb 2010 A	2010/02/19	2010/02/26
17940	Deutsche Bank AG - HSI European Warrants Feb 2010 C	2010/02/19	2010/02/26
17944	Deutsche Bank AG - HSI European Put Warrants Feb 2010 A	2010/02/19	2010/02/26
17945	Deutsche Bank AG - HSI European Put Warrants Feb 2010 B	2010/02/19	2010/02/26
17982	Deutsche Bank AG - HSI European Warrants Feb 2010 D	2010/02/19	2010/02/26
18027	Deutsche Bank AG - HSI European Warrants Feb 2010 E	2010/02/19	2010/02/26
18031	Deutsche Bank AG - HSI European Put Warrants Feb 2010 F	2010/02/19	2010/02/26
18024	KBC Fin Products Int'l Ltd. - HSI European Wts Feb 2010 C	2010/02/19	2010/02/26
18025	KBC Fin Products Int'l Ltd. - HSI European Wts Feb 2010 D	2010/02/19	2010/02/26
17996	Macquarie Bank Ltd. - China Life European Wts Feb 2010	2010/02/19	2010/02/26
18001	Macquarie Bank Ltd. - ZTE European Warrants Feb 2010	2010/02/19	2010/02/26
17988	Merrill Lynch Int'l & Co. C.V. -HSI European Warrants Feb10E	2010/02/19	2010/02/26
17989	Merrill Lynch Int'l & Co. C.V. -HSI European Warrants Feb10F	2010/02/19	2010/02/26
17993	Merrill Lynch Int'l & Co. C.V. -HSI European Put Wts Feb10G	2010/02/19	2010/02/26
18020	UBS AG - HSI European Put Warrants Feb 2010 G	2010/02/19	2010/02/26
18015	UBS AG - HSI European Warrants Feb 2010 A	2010/02/19	2010/02/26
18016	UBS AG - HSI European Warrants Feb 2010 B	2010/02/19	2010/02/26
18062	UBS AG - HSI European Warrants Feb 2010 C	2010/02/19	2010/02/26
18067	Goldman Sachs SP (Asia) - BOCL European Warrants Feb 2010	2010/02/19	2010/02/26
18068	Goldman Sachs SP (Asia) - China Life Euro Wts Feb 2010 A	2010/02/19	2010/02/26

## List of expired derivative warrants, 2010 (continued)

Code	Warrant	Last trading date	Delisted date
18069	Goldman Sachs SP (Asia) - CM Bank European Wts Feb 2010	2010/02/19	2010/02/26
18072	HK Bank - CNBM European Warrants Feb 2010	2010/02/19	2010/02/26
18080	UBS AG - HSCEI European Warrants Feb 2010	2010/02/19	2010/02/26
18084	UBS AG - HSCEI European Put Warrants Feb 2010	2010/02/19	2010/02/26
18088	Macquarie Bank Ltd. - Jiangxi Copper European Wts Feb 2010 B	2010/02/19	2010/02/26
18107	J P Morgan SP BV - Yanzhou Coal European Warrants Feb 2010	2010/02/19	2010/02/26
18151	Macquarie Bank Ltd. - CITIC Pacific European Warrants Feb 10	2010/02/19	2010/02/26
18125	SGA Societe Generale Acceptance N.V. - HSCEI Eu Wt Feb 2010A	2010/02/19	2010/02/26
18126	SGA Societe Generale Acceptance N.V. - HSCEI Eu Wt Feb 2010B	2010/02/19	2010/02/26
18206	J P Morgan SP BV - JX Copper European Warrants Feb 2010	2010/02/19	2010/02/26
18228	Macquarie Bank Ltd. - HSI European Warrants Feb 2010 E	2010/02/19	2010/02/26
18232	Macquarie Bank Ltd. - HSI European Put Warrants Feb 2010 F	2010/02/19	2010/02/26
18255	RB of Scotland N.V. - China Life European Wts Feb 2010 A	2010/02/19	2010/02/26
18256	RB of Scotland N.V. - ICBC European Warrants Feb 2010	2010/02/19	2010/02/26
18248	Macquarie Bank Ltd. - A50 China European Put Warrants Feb 10	2010/02/19	2010/02/26
18247	Macquarie Bank Ltd. - New World Dev European Wts Feb 2010	2010/02/19	2010/02/26
18251	CC Rabobank B.A. - HSI European Warrants Feb 2010 F	2010/02/19	2010/02/26
18252	CC Rabobank B.A. - HSI European Warrants Feb 2010 G	2010/02/19	2010/02/26
18300	Macquarie Bank Ltd. - ICBC European Put Warrants Feb 2010	2010/02/19	2010/02/26
18316	UBS AG - HSI European Warrants Feb 2010 D	2010/02/19	2010/02/26
18317	UBS AG - HSI European Warrants Feb 2010 E	2010/02/19	2010/02/26
18318	UBS AG - HSI European Warrants Feb 2010 F	2010/02/19	2010/02/26
18322	UBS AG - HSI European Put Warrants Feb 2010 H	2010/02/19	2010/02/26
18337	BNP Paribas Arbit Issu B.V. - HSI Euro Put Wts Feb 2010 B	2010/02/19	2010/02/26
18332	Macquarie Bank Ltd. - CC Bank European Warrants Feb 2010	2010/02/19	2010/02/26
18348	Barclays Bank plc - HSI European Warrants Feb 2010	2010/02/19	2010/02/26
18352	Barclays Bank plc - HSI European Put Warrants Feb 2010	2010/02/19	2010/02/26
18342	SGA Societe Generale Acceptance N.V. - HSI Eur Wt Feb 2010 A	2010/02/19	2010/02/26
18343	SGA Societe Generale Acceptance N.V. - HSI Eur Wt Feb 2010 B	2010/02/19	2010/02/26
18346	SGA Societe Generale Acceptance N.V. - HSI Eu Put Wt Feb 10C	2010/02/19	2010/02/26
18347	SGA Societe Generale Acceptance N.V. - HSI Eu Put Wt Feb 10D	2010/02/19	2010/02/26
18407	Citigroup Global Mkt H Inc. - ICBC European Wts Feb 2010	2010/02/19	2010/02/26
18432	KBC Fin Products Int'l Ltd. - HSI Euro Put Wts Feb 2010 E	2010/02/19	2010/02/26
18494	RB of Scotland N.V. - HSI European Warrants Feb 2010 A	2010/02/19	2010/02/26
18535	BNP Paribas Arbit Issu B.V. - HSI Euro Put Wts Feb 2010 C	2010/02/19	2010/02/26
18614	Goldman Sachs SP (Asia) - HSI European Warrants Feb 2010	2010/02/19	2010/02/26
18618	Goldman Sachs SP (Asia) - HSI European Put Wts Feb 2010 C	2010/02/19	2010/02/26
18591	UBS AG - HSI European Put Warrants Feb 2010 I	2010/02/19	2010/02/26
18637	RB of Scotland N.V. - China Life European Wts Feb 2010 C	2010/02/19	2010/02/26
18641	RB of Scotland N.V. - China Life European Put Wts Feb 2010	2010/02/19	2010/02/26
18619	Macquarie Bank Ltd. - HSI European Warrants Feb 2010 G	2010/02/19	2010/02/26
18723	RB of Scotland N.V. - CC Bank European Warrants Feb 2010	2010/02/19	2010/02/26
18765	Deutsche Bank AG - HSI European Warrants Feb 2010 G	2010/02/19	2010/02/26
18769	Deutsche Bank AG - HSI European Put Warrants Feb 2010 H	2010/02/19	2010/02/26
18770	Deutsche Bank AG - HSI European Put Warrants Feb 2010 I	2010/02/19	2010/02/26
18763	Goldman Sachs SP (Asia) - HKEx European Put Warrants Feb 10	2010/02/19	2010/02/26
18776	Deutsche Bank AG - HSI European Put Warrants Feb 2010 J	2010/02/19	2010/02/26
18817	Goldman Sachs SP (Asia) - HSI European Put Wts Feb 2010 D	2010/02/19	2010/02/26
18845	BNP Paribas Arbit Issu B.V. - HSI Euro Put Wts Feb 2010 D	2010/02/19	2010/02/26
19185	Goldman Sachs SP (Asia) - China Life Euro Wts Feb 2010 B	2010/02/19	2010/02/26
19235	RB of Scotland N.V. - HSI European Warrants Feb 2010 B	2010/02/19	2010/02/26
19288	BNP Paribas Arbit Issu B.V. - HSI European Wts Feb 2010	2010/02/19	2010/02/26
07938	J P Morgan SP BV - HSBC European Warrants Feb 2010	2010/02/22	2010/03/01
17227	BNP Paribas Arbit Issu B.V. - BOCL European Wts Feb 2010	2010/02/22	2010/03/01
17221	HK Bank - China Overseas European Warrants Feb 2010	2010/02/22	2010/03/01
17223	HK Bank - Shimao Ppt European Warrants Feb 2010	2010/02/22	2010/03/01
17499	Standard Bank PLC - A50 China European Warrants Feb 2010	2010/02/22	2010/03/01
17981	Credit Suisse - HKEx European Warrants Feb 2010	2010/02/22	2010/03/01
18639	RB of Scotland N.V. - HKEx European Put Warrants Feb 2010	2010/02/22	2010/03/01
06001	Deutsche Bank AG - CC Bank European Warrants Mar 2010 A	2010/02/23	2010/03/02
14804	Citigroup Global Mkt H Inc. - CC Bank European Wts Mar 2010	2010/02/23	2010/03/02
17007	Deutsche Bank AG - HSBC European Put Warrants Mar 2010	2010/02/23	2010/03/02
17111	KBC Fin Products Int'l Ltd. - CNOOC Euro Put Wts Mar 2010	2010/02/23	2010/03/02
17175	SGA Societe Generale Acceptance N.V. - Shenhua Eu Wt Mar 10	2010/02/23	2010/03/02
17285	Merrill Lynch Int'l & Co. C.V. - Ch Overseas Eur Wt Mar 2010	2010/02/23	2010/03/02
17373	KBC Fin Products Int'l Ltd. - A50 Ch Euro Wts Mar 2010 A	2010/02/23	2010/03/02
17501	KBC Fin Products Int'l Ltd. - CC Bank Euro Wts Mar 2010	2010/02/23	2010/03/02
17512	RB of Scotland N.V. - A50 China European Warrants Mar 2010 A	2010/02/23	2010/03/02
17519	J P Morgan SP BV - Cheung Kong European Put Warrants Mar2010	2010/02/23	2010/03/02
17919	SGA Societe Generale Acceptance N.V. - CCB Eur Wt Mar 2010	2010/02/23	2010/03/02
17928	SGA Societe Generale Acceptance N.V. - HSBC Eu Wt Mar 2010 A	2010/02/23	2010/03/02
18028	Deutsche Bank AG - China Life European Put Wts Mar 2010	2010/02/23	2010/03/02
18165	Deutsche Bank AG - Sinopec Corp European Warrants Mar 2010 A	2010/02/23	2010/03/02
18166	Deutsche Bank AG - China Telecom European Wts Mar 2010 B	2010/02/23	2010/03/02
18128	KBC Fin Products Int'l Ltd. - BOCL European Wts Mar 2010 C	2010/02/23	2010/03/02
18130	KBC Fin Products Int'l Ltd. - China Life Euro Wts Mar 2010 C	2010/02/23	2010/03/02
18170	RB of Scotland N.V. - China Mobile European Wts Mar 2010	2010/02/23	2010/03/02
18171	RB of Scotland N.V. - HSBC European Warrants Mar 2010	2010/02/23	2010/03/02
18180	BNP Paribas Arbit Issu B.V. - China Life Euro Wts Mar 2010 C	2010/02/23	2010/03/02
18192	KBC Fin Products Int'l Ltd. - PetroChina Euro Wts Mar 2010 C	2010/02/23	2010/03/02
18257	Deutsche Bank AG - China Mobile European Warrants Mar 2010 B	2010/02/23	2010/03/02
18263	Merrill Lynch Int'l & Co. C.V. - Sinopec Euro Wts Mar 2010 A	2010/02/23	2010/03/02
18292	KBC Fin Products Int'l Ltd. - HKEx European Put Wts Mar10B	2010/02/23	2010/03/02
18312	Deutsche Bank AG - BOCL European Put Warrants Mar 2010	2010/02/23	2010/03/02
18321	UBS AG - WISE CSI European Put Warrants Mar 2010 B	2010/02/23	2010/03/02
18338	KBC Fin Products Int'l Ltd. - A50 Ch European Put Wts Mar 10	2010/02/23	2010/03/02
18341	Macquarie Bank Ltd. - WISE CSI European Warrants Mar 2010	2010/02/23	2010/03/02

## List of expired derivative warrants, 2010 (continued)

Code	Warrant	Last trading date	Delisted date
18487	CC Rabobank B.A. - China Life European Put Warrants Mar 10F	2010/02/23	2010/03/02
18720	Deutsche Bank AG - China Life European Warrants Mar 2010 D	2010/02/23	2010/03/02
18728	SGA Societe Generale Acceptance N.V. - HKEx Eu Put Wt Mar10	2010/02/23	2010/03/02
18837	Deutsche Bank AG - BOCL European Warrants Mar 2010 C	2010/02/23	2010/03/02
18841	Deutsche Bank AG - China Overseas European Warrants Mar 10 A	2010/02/23	2010/03/02
18889	UBS AG - HKEx European Put Warrants Mar 2010 B	2010/02/23	2010/03/02
19070	J P Morgan SP BV - China Life European Warrants Mar 2010	2010/02/23	2010/03/02
19126	Deutsche Bank AG - China Overseas European Warrants Mar 10 B	2010/02/23	2010/03/02
19176	Macquarie Bank Ltd. - China Life European Put Wts Mar 2010	2010/02/23	2010/03/02
19178	Merrill Lynch Int'l & Co. C.V. - ICBC European Wts Mar 2010B	2010/02/23	2010/03/02
19309	UBS AG - ICBC European Warrants Mar 2010	2010/02/23	2010/03/02
19480	SGA Societe Generale Acceptance N.V. - ICBC Eu Wt Mar 2010	2010/02/23	2010/03/02
09292	BNP Paribas Arbit Issu B.V. - China Life Euro Wts Mar 2010 A	2010/02/24	2010/03/03
16931	Deutsche Bank AG - HKEx European Warrants Mar 2010 A	2010/02/24	2010/03/03
17669	BNP Paribas Arbit Issu B.V. - HKEx European Wts Mar 2010 B	2010/02/24	2010/03/03
18184	BNP Paribas Arbit Issu B.V. - China Life Eu Put Wts Mar 2010	2010/02/24	2010/03/03
18253	BNP Paribas Arbit Issu B.V. - BOCL European Wts Mar 2010 B	2010/02/24	2010/03/03
18254	BNP Paribas Arbit Issu B.V. - HKEx European Put Wts Mar 2010	2010/02/24	2010/03/03
18281	BNP Paribas Arbit Issu B.V. - CC Bank Euro Wts Mar 2010	2010/02/24	2010/03/03
18282	BNP Paribas Arbit Issu B.V. - ICBC European Wts Mar 2010	2010/02/24	2010/03/03
16822	SGA Societe Generale Acceptance N.V. - BOCL Eu Wt Mar 2010 A	2010/02/25	2010/03/04
17720	BNP Paribas Arbit Issu B.V. - China Life Euro Wts Mar 2010 B	2010/02/25	2010/03/04
18168	KBC Fin Products Int'l Ltd. - ICBC European Wts Mar 2010	2010/02/25	2010/03/04
18237	CC Rabobank B.A. - China Life European Warrants Mar 2010 C	2010/02/25	2010/03/04
18242	CC Rabobank B.A. - China Life European Put Warrants Mar 10E	2010/02/25	2010/03/04
19199	SGA Societe Generale Acceptance N.V. - CLife Eu Put Wt Mar10	2010/02/25	2010/03/04
18384	J P Morgan SP BV - MTRC European Warrants Mar 2010	2010/02/26	2010/03/05
18863	BNP Paribas Arbit Issu B.V. - HSBC European Wts Mar 2010	2010/02/26	2010/03/05
09383	KBC Fin Products Int'l Ltd. - PetroChina Eu (CC) Wt Mar 10 A	2010/03/01	2010/03/08
18191	KBC Fin Products Int'l Ltd. - Hutchison Euro Wts Mar 2010	2010/03/01	2010/03/08
18306	CC Rabobank B.A. - China Life European Warrants Mar 2010 D	2010/03/01	2010/03/08
18311	CC Rabobank B.A. - HKEx European Put Warrants Mar 2010	2010/03/01	2010/03/08
18333	CC Rabobank B.A. - China Mengniu European Warrants Mar 2010	2010/03/01	2010/03/08
18391	J P Morgan SP BV - Alibaba European Warrants Mar 2010	2010/03/01	2010/03/08
06018	BNP Paribas Arbit Issu B.V. - BOCL European Wts Mar 2010 A	2010/03/02	2010/03/09
09211	KBC Fin Products Int'l Ltd. - CCCCL Euro (CC) Wts Mar 2010	2010/03/02	2010/03/09
15718	Citigroup Global Mkt H Inc. - Ch Comm Cons Euro Wts Mar 2010	2010/03/02	2010/03/09
16741	Deutsche Bank AG - A50 China European Warrants Mar 2010 A	2010/03/02	2010/03/09
16823	SGA Societe Generale Acceptance N.V. - CNOOC Eu Wt Mar 2010A	2010/03/02	2010/03/09
17098	Merrill Lynch Int'l & Co. C.V. - CNOOC European Wts Mar 2010	2010/03/02	2010/03/09
17137	Deutsche Bank AG - Cheung Kong European Put Wts Mar 2010	2010/03/02	2010/03/09
17642	KBC Fin Products Int'l Ltd. - China Tel Euro Wts Mar 2010	2010/03/02	2010/03/09
17890	Deutsche Bank AG - China Life European Warrants Mar 2010 A	2010/03/02	2010/03/09
17922	SGA Societe Generale Acceptance N.V. - CLife Eu Wt Mar 2010B	2010/03/02	2010/03/09
17929	SGA Societe Generale Acceptance N.V. - HSBC Eu Wt Mar 2010 B	2010/03/02	2010/03/09
18127	KBC Fin Products Int'l Ltd. - BOCL European Wts Mar 2010 B	2010/03/02	2010/03/09
18129	KBC Fin Products Int'l Ltd. - China Life Euro Wts Mar 2010 B	2010/03/02	2010/03/09
18138	KBC Fin Products Int'l Ltd. - China Life Eur Put Wt Mar 2010	2010/03/02	2010/03/09
18183	KBC Fin Products Int'l Ltd. - Sinopec Corp Eu Put Wt Mar 10	2010/03/02	2010/03/09
18389	UBS AG - WISE CSI European Warrants Mar 2010	2010/03/02	2010/03/09
18431	Deutsche Bank AG - WISE CSI European Warrants Mar 2010 B	2010/03/02	2010/03/09
18452	CC Rabobank B.A. - HSBC European Warrants Mar 2010 A	2010/03/02	2010/03/09
18483	UBS AG - Tencent Holdings European Warrants Mar 2010 B	2010/03/02	2010/03/09
18708	RB of Scotland N.V. - A50 China European Warrants Mar 2010 C	2010/03/02	2010/03/09
18789	RB of Scotland N.V. - Sinopec Corp European Wts Mar 10 A	2010/03/02	2010/03/09
18860	Deutsche Bank AG - Tencent Holdings European Warrants Mar10B	2010/03/02	2010/03/09
18965	SGA Societe Generale Acceptance N.V. - Tencent Eu Wt Mar 10	2010/03/02	2010/03/09
19179	Merrill Lynch Int'l & Co. C.V. - Tencent European Wts Mar 10	2010/03/02	2010/03/09
19286	Deutsche Bank AG - China Life European Warrants Mar 2010 E	2010/03/02	2010/03/09
19529	BOCI Asia Ltd. - China Life European Warrants Mar 2010	2010/03/02	2010/03/09
17712	Macquarie Bank Ltd. - A50 China European Warrants Mar 2010 B	2010/03/03	2010/03/10
09291	KBC Fin Products Int'l Ltd. - China Life Eu (CC) Wt Mar 10A	2010/03/04	2010/03/11
17215	SGA Societe Generale Acceptance N.V. - CCoal Eur Wt Mar 2010	2010/03/04	2010/03/11
17310	CC Rabobank B.A. - PetroChina European Put Warrants Mar 2010	2010/03/04	2010/03/11
17372	KBC Fin Products Int'l Ltd. - BOCL European Wts Mar 2010 A	2010/03/04	2010/03/11
17645	KBC Fin Products Int'l Ltd. - A50 Ch Euro Wts Mar 2010 B	2010/03/04	2010/03/11
17788	J P Morgan SP BV - JX Copper European Warrants Mar 2010	2010/03/04	2010/03/11
18136	KBC Fin Products Int'l Ltd. - BOCL Euro Put Wts Mar 2010 E	2010/03/04	2010/03/11
18423	CC Rabobank B.A. - Angang Steel European Warrants Mar 2010	2010/03/04	2010/03/11
18425	CC Rabobank B.A. - C Transmission European Warrants Mar 2010	2010/03/04	2010/03/11
18426	CC Rabobank B.A. - Yurun Food European Warrants Mar 2010	2010/03/04	2010/03/11
18447	SGA Societe Generale Acceptance N.V. - BOCL Eu Wt Mar 2010 B	2010/03/04	2010/03/11
18677	RB of Scotland N.V. - Tencent Holdings European Wts Mar10	2010/03/04	2010/03/11
19132	Macquarie Bank Ltd. - Datang European Warrants Mar 2010	2010/03/04	2010/03/11
17950	CC Rabobank B.A. - China Life European Warrants Mar 2010 B	2010/03/05	2010/03/12
18116	KBC Fin Products Int'l Ltd. - HSBC European Wts Mar 2010	2010/03/05	2010/03/12
15629	CC Rabobank B.A. - HKEx European Warrants Mar 2010 A	2010/03/08	2010/03/15
16415	CC Rabobank B.A. - A50 China European Warrants Mar 2010 A	2010/03/08	2010/03/15
16708	HK Bank - BOCL European Warrants Mar 2010 A	2010/03/08	2010/03/15
16710	HK Bank - CNOOC European Warrants Mar 2010	2010/03/08	2010/03/15
17716	CC Rabobank B.A. - HKEx European Warrants Mar 2010 C	2010/03/08	2010/03/15
18156	Macquarie Bank Ltd. - Yurun Food European Warrants Mar 2010	2010/03/08	2010/03/15
10891	Deutsche Bank AG - Nikkei 225 Index European Wts Mar 2010	2010/03/08	2010/03/15
10895	Deutsche Bank AG - Nikkei 225 Index Euro Put Wts Mar 2010	2010/03/08	2010/03/15
18323	Credit Suisse - Tencent Holdings European Warrants Mar 2010	2010/03/08	2010/03/15
16936	KBC Fin Products Int'l Ltd. - CNOOC European Wts Mar 2010	2010/03/09	2010/03/16
17141	UBS AG - HKEx European Warrants Mar 2010	2010/03/09	2010/03/16

## List of expired derivative warrants, 2010 (continued)

Code	Warrant	Last trading date	Delisted date
17384	SGA Societe Generale Acceptance N.V. - CLife Eu Wt Mar 2010A	2010/03/09	2010/03/16
17534	Merrill Lynch Int'l & Co. C.V. - CM Bank Euro Wts Mar 2010 A	2010/03/09	2010/03/16
17663	Merrill Lynch Int'l & Co. C.V. - JX Copper Euro Wts Mar10	2010/03/09	2010/03/16
17719	BNP Paribas Arbit Issu B.V. - CNOOC European Wts Mar 2010	2010/03/09	2010/03/16
17790	Deutsche Bank AG - CC Bank European Warrants Mar 2010 B	2010/03/09	2010/03/16
17786	J P Morgan SP BV - China Coal European Warrants Mar 2010	2010/03/09	2010/03/16
17819	Deutsche Bank AG - ICBC European Warrants Mar 2010	2010/03/09	2010/03/16
17867	Deutsche Bank AG - ICBC European Put Warrants Mar 2010	2010/03/09	2010/03/16
17891	Deutsche Bank AG - China Life European Warrants Mar 2010 B	2010/03/09	2010/03/16
17963	SGA Societe Generale Acceptance N.V. - Datang Eu Wt Mar 2010	2010/03/09	2010/03/16
17967	SGA Societe Generale Acceptance N.V. - MTRC Eur Wts Mar 2010	2010/03/09	2010/03/16
18112	Deutsche Bank AG - WISE CSI European Put Warrants Mar 2010	2010/03/09	2010/03/16
18114	KBC Fin Products Int'l Ltd. - Sinopec Euro Wts Mar 2010	2010/03/09	2010/03/16
18131	KBC Fin Products Int'l Ltd. - China Life Euro Wts Mar 2010 D	2010/03/09	2010/03/16
18141	KBC Fin Products Int'l Ltd. - A50 Ch Euro Wts Mar 2010 C	2010/03/09	2010/03/16
18173	KBC Fin Products Int'l Ltd. - ICBC Euro Put Wts Mar 2010	2010/03/09	2010/03/16
18227	UBS AG - CNOOC European Put Warrants Mar 2010	2010/03/09	2010/03/16
18295	Citigroup Global Mkt H Inc. - China Shenhua Eur Wts Mar10	2010/03/09	2010/03/16
18326	Deutsche Bank AG - Tencent Holdings European Warrants Mar10A	2010/03/09	2010/03/16
18471	UBS AG - R&F Ppt European Warrants Mar 2010 B	2010/03/09	2010/03/16
18497	Deutsche Bank AG - BOCL European Warrants Mar 2010 A	2010/03/09	2010/03/16
18498	Deutsche Bank AG - HSBC European Warrants Mar 2010 A	2010/03/09	2010/03/16
18898	UBS AG - China Life European Warrants Mar 2010 A	2010/03/09	2010/03/16
19079	Deutsche Bank AG - Sinopec Corp European Warrants Mar 2010 B	2010/03/09	2010/03/16
19211	KBC Fin Products Int'l Ltd. - BOCL Euro Put Wts Mar 2010 F	2010/03/09	2010/03/16
17005	Deutsche Bank AG - HKEx European Warrants Mar 2010 B	2010/03/10	2010/03/17
18488	CC Rabobank B.A. - HSBC European Warrants Mar 2010 B	2010/03/10	2010/03/17
18520	KBC Fin Products Int'l Ltd. - HKEx European Warrants Mar 10	2010/03/10	2010/03/17
18524	KBC Fin Products Int'l Ltd. - HKEx European Put Wts Mar 10C	2010/03/10	2010/03/17
19321	Merrill Lynch Int'l & Co. C.V. - CM Bank Euro Wts Mar 2010 B	2010/03/10	2010/03/17
19412	J P Morgan SP BV - Shimao Property European Wts Mar 2010	2010/03/10	2010/03/17
09382	KBC Fin Products Int'l Ltd. - Ch Railway Eu (CC) Wt Mar 2010	2010/03/11	2010/03/18
17415	HK Bank - Jiangxi Copper European Warrants Mar 2010 B	2010/03/11	2010/03/18
17969	SGA Societe Generale Acceptance N.V.-Renhe Comm Eu Wts Mar10	2010/03/11	2010/03/18
18990	Macquarie Bank Ltd. - Angang Steel European Wts Mar 2010	2010/03/11	2010/03/18
18995	Macquarie Bank Ltd. - Shimao Ppt European Warrants Mar 2010B	2010/03/11	2010/03/18
19023	Macquarie Bank Ltd. - Huaneng Power European Wts Mar 2010	2010/03/12	2010/03/19
15709	Credit Suisse - A50 China European Warrants Mar 2010	2010/03/15	2010/03/22
16351	CC Rabobank B.A.-Ch Comm Cons European Put Warrants Mar 2010	2010/03/15	2010/03/22
16352	CC Rabobank B.A.-Ch Railway Cons European Put Warrants Mar10	2010/03/15	2010/03/22
18399	CC Rabobank B.A. - Nine Dragons European Warrants Mar 2010 A	2010/03/15	2010/03/22
19776	HK Bank - Alibaba European Warrants Mar 2010	2010/03/15	2010/03/22
17184	SGA Societe Generale Acceptance N.V. - HKEx Eu Wt Mar 2010 A	2010/03/16	2010/03/23
17428	Deutsche Bank AG - A50 China European Warrants Mar 2010 B	2010/03/16	2010/03/23
17432	Deutsche Bank AG - A50 China European Put Wts Mar 2010	2010/03/16	2010/03/23
17482	UBS AG - A50 China European Put Warrants Mar 2010	2010/03/16	2010/03/23
17486	HK Bank - China Coal European Warrants Mar 2010 A	2010/03/16	2010/03/23
17621	SGA Societe Generale Acceptance N.V. - A50 Ch Eu Wt Mar 10 B	2010/03/16	2010/03/23
17702	Merrill Lynch Int'l & Co. C.V. - CM Bank Euro Put Wts Mar 10	2010/03/16	2010/03/23
17814	Deutsche Bank AG - CNOOC European Put Warrants Mar 2010	2010/03/16	2010/03/23
17798	SGA Societe Generale Acceptance N.V. - CNOOC Eu Wt Mar 2010B	2010/03/16	2010/03/23
18039	Citigroup Global Mkt H Inc. - Shimao Ppt Euro Wts Mar 2010	2010/03/16	2010/03/23
18108	Deutsche Bank AG - WISE CSI European Warrants Mar 2010 A	2010/03/16	2010/03/23
10890	Deutsche Bank AG - DJIA European Warrants Mar 2010	2010/03/16	2010/03/23
10894	Deutsche Bank AG - DJIA European Put Warrants Mar 2010	2010/03/16	2010/03/23
18291	KBC Fin Products Int'l Ltd. - HKEx European Put Wts Mar10A	2010/03/16	2010/03/23
18358	UBS AG - R&F Ppt European Warrants Mar 2010 A	2010/03/16	2010/03/23
18359	UBS AG - Shimao Ppt European Warrants Mar 2010	2010/03/16	2010/03/23
18413	CC Rabobank B.A. - CNOOC European Put Warrants Mar 2010	2010/03/16	2010/03/23
18448	SGA Societe Generale Acceptance N.V. - BOCL Eu Wt Mar 2010 C	2010/03/16	2010/03/23
18462	Credit Suisse - Esprit European Warrants Mar 2010	2010/03/16	2010/03/23
18532	BNP Paribas Arbit Issu B.V. - Ch Mobile Euro Wts Mar 2010 B	2010/03/16	2010/03/23
18528	Merrill Lynch Int'l & Co. C.V. - BOCL European Put Wts Mar10	2010/03/16	2010/03/23
18529	Merrill Lynch Int'l & Co. C.V. - ICBC European Put Wts Mar10	2010/03/16	2010/03/23
18541	UBS AG - Sinopec Corp European Warrants Mar 2010 A	2010/03/16	2010/03/23
18552	Deutsche Bank AG - Alibaba European Warrants Mar 2010	2010/03/16	2010/03/23
18543	HK Bank - Angang Steel European Warrants Mar 2010	2010/03/16	2010/03/23
18544	HK Bank - BOCL European Warrants Mar 2010 B	2010/03/16	2010/03/23
18547	HK Bank - CC Bank European Warrants Mar 2010	2010/03/16	2010/03/23
18550	HK Bank - Esprit European Warrants Mar 2010	2010/03/16	2010/03/23
18555	Deutsche Bank AG - Jiangxi Copper European Warrants Mar 2010	2010/03/16	2010/03/23
18594	KBC Fin Products Int'l Ltd. - China Life Euro Wts Mar 2010 E	2010/03/16	2010/03/23
18638	RB of Scotland N.V. - HKEx European Warrants Mar 2010	2010/03/16	2010/03/23
18631	SGA Societe Generale Acceptance N.V. - R&F Ppt Eu Wts Mar 10	2010/03/16	2010/03/23
18801	Merrill Lynch Int'l & Co. C.V. - HKEx Eur Put Wts Mar 2010	2010/03/16	2010/03/23
18895	RB of Scotland N.V. - CITIC Bank European Warrants Mar 2010	2010/03/16	2010/03/23
19086	RB of Scotland N.V. - Sinopec Corp European Warrants Mar 10B	2010/03/16	2010/03/23
19151	SGA Societe Generale Acceptance N.V.-HuanengPower Eu Wt Mar10	2010/03/16	2010/03/23
19544	Merrill Lynch Int'l & Co. C.V. - Sinopec Euro Wts Mar 2010 B	2010/03/16	2010/03/23
19573	UBS AG - CC Bank European Warrants Mar 2010 C	2010/03/16	2010/03/23
19618	UBS AG - China Life European Warrants Mar 2010 B	2010/03/16	2010/03/23
19865	Barclays Bank plc - China Life European Warrants Mar 2010	2010/03/16	2010/03/23
17609	KBC Fin Products Int'l Ltd. - PetroChina Euro Wts Mar 2010 B	2010/03/17	2010/03/24
18035	Merrill Lynch Int'l & Co. C.V. - PetroChina Eu Wt Mar 2010 B	2010/03/17	2010/03/24
18097	HK Bank - CM Bank European Warrants Mar 2010	2010/03/17	2010/03/24
18099	HK Bank - COSCO Pacific European Warrants Mar 2010	2010/03/17	2010/03/24
18098	HK Bank - Ch Ship Cont European Warrants Mar 2010	2010/03/17	2010/03/24

## List of expired derivative warrants, 2010 (continued)

Code	Warrant	Last trading date	Delisted date
18103	HK Bank - Shimaop Ppt European Warrants Mar 2010	2010/03/17	2010/03/24
18205	J P Morgan SP BV - A50 China European Warrants Mar 2010 B	2010/03/17	2010/03/24
18243	KBC Fin Products Int'l Ltd. - Ch Mobile Euro Wt Mar 2010	2010/03/17	2010/03/24
18260	Merrill Lynch Int'l & Co. C.V. - Ch Mobile Eur Wt Mar 2010	2010/03/17	2010/03/24
18379	BNP Paribas Arbit Issu B.V. - China Tel Euro Wts Mar 2010	2010/03/17	2010/03/24
10898	RB of Scotland N.V. - Gold European Warrants Mar 2010	2010/03/17	2010/03/24
18735	RB of Scotland N.V. - BOCL European Warrants Mar 2010	2010/03/17	2010/03/24
18890	KBC Fin Products Int'l Ltd. - BOCL European Wts Mar 2010 D	2010/03/17	2010/03/24
19284	J P Morgan SP BV - PetroChina European Warrants Mar 2010	2010/03/17	2010/03/24
17207	SGA Societe Generale Acceptance N.V. - A50 Ch Eu Wt Mar 10 A	2010/03/18	2010/03/25
17508	SGA Societe Generale Acceptance N.V. - Petch Eu Wt Mar 2010	2010/03/18	2010/03/25
17615	SGA Societe Generale Acceptance N.V. - CHALCO Eu Wt Mar 2010	2010/03/18	2010/03/25
17927	SGA Societe Generale Acceptance N.V. - HKEx Eu Wt Mar 2010 C	2010/03/18	2010/03/25
18124	SGA Societe Generale Acceptance N.V. - CTeI Eu Wt Mar 2010	2010/03/18	2010/03/25
18564	SGA Societe Generale Acceptance N.V. - Esprit Euro Wts Mar10	2010/03/18	2010/03/25
18963	SGA Societe Generale Acceptance N.V. - Dongfeng Eu Wt Mar10	2010/03/18	2010/03/25
17104	CC Rabobank B.A. - PetroChina European Warrants Mar 2010 A	2010/03/19	2010/03/26
18002	HK Bank - CHALCO European Warrants Mar 2010	2010/03/19	2010/03/26
18003	HK Bank - China Coal European Warrants Mar 2010 B	2010/03/19	2010/03/26
18004	HK Bank - Sinopec Corp European Warrants Mar 2010	2010/03/19	2010/03/26
18005	HK Bank - China Shenhua European Warrants Mar 2010	2010/03/19	2010/03/26
18006	HK Bank - Datang Power European Warrants Mar 2010	2010/03/19	2010/03/26
18007	HK Bank - Huaneng Power European Warrants Mar 2010	2010/03/19	2010/03/26
18008	HK Bank - Yanzhou Coal European Warrants Mar 2010	2010/03/19	2010/03/26
18096	HK Bank - China Life European Warrants Mar 2010	2010/03/19	2010/03/26
18102	HK Bank - Shanghai Electric European Warrants Mar 2010	2010/03/19	2010/03/26
18331	Macquarie Bank Ltd. - CNOOC European Warrants Mar 2010	2010/03/19	2010/03/26
18539	HK Bank - R&F Ppt European Warrants Mar 2010 B	2010/03/19	2010/03/26
18540	HK Bank - ICBC European Warrants Mar 2010	2010/03/19	2010/03/26
18553	BNP Paribas Arbit Issu B.V. - PetroCh Euro Wts Mar 2010	2010/03/19	2010/03/26
15885	HK Bank - Jiangxi Copper European Warrants Mar 2010 A	2010/03/22	2010/03/29
17152	CC Rabobank B.A. - A50 China European Put Warrants Mar 2010	2010/03/22	2010/03/29
17220	HK Bank - China COSCO European Warrants Mar 2010	2010/03/22	2010/03/29
17710	HK Bank - China Overseas European Warrants Mar 2010	2010/03/22	2010/03/29
17709	HK Bank - CITIC Bank European Warrants Mar 2010	2010/03/22	2010/03/29
17711	HK Bank - A50 China European Warrants Mar 2010	2010/03/22	2010/03/29
17802	HK Bank - R&F Ppt European Warrants Mar 2010 A	2010/03/22	2010/03/29
18596	CC Rabobank B.A. - Alibaba European Warrants Mar 2010	2010/03/22	2010/03/29
18598	CC Rabobank B.A. - China Coal European Warrants Mar 2010	2010/03/22	2010/03/29
18603	CC Rabobank B.A. - Nine Dragons European Warrants Mar 2010 B	2010/03/22	2010/03/29
18604	CC Rabobank B.A. - Yanzhou Coal European Warrants Mar 2010	2010/03/22	2010/03/29
14735	UBS AG - PetroChina European Warrants Mar 2010	2010/03/23	2010/03/30
16720	UBS AG - A50 China European Warrants Mar 2010 A	2010/03/23	2010/03/30
16880	Merrill Lynch Int'l & Co. C.V. - HSBC Euro Wts Mar 2010	2010/03/23	2010/03/30
16877	Merrill Lynch Int'l & Co. C.V. - PetroChina Eu Wt Mar 2010 A	2010/03/23	2010/03/30
16887	Merrill Lynch Int'l & Co. C.V. - HS Bank Euro Wts Mar 2010	2010/03/23	2010/03/30
17004	Deutsche Bank AG - CNOOC European Warrants Mar 2010	2010/03/23	2010/03/30
17073	BNP Paribas Arbit Issu B.V. - HKEx European Wts Mar 2010 A	2010/03/23	2010/03/30
17204	SGA Societe Generale Acceptance N.V. - HKEx Eu Wt Mar 2010 B	2010/03/23	2010/03/30
17364	CC Rabobank B.A. - CNOOC European Warrants Mar 2010 A	2010/03/23	2010/03/30
17400	Credit Suisse - CNOOC European Warrants Mar 2010	2010/03/23	2010/03/30
17443	UBS AG - China Mobile European Warrants Mar 2010 A	2010/03/23	2010/03/30
17470	UBS AG - China Mobile European Warrants Mar 2010 B	2010/03/23	2010/03/30
17481	UBS AG - A50 China European Warrants Mar 2010 B	2010/03/23	2010/03/30
17558	UBS AG - CC Bank European Warrants Mar 2010 A	2010/03/23	2010/03/30
17597	Deutsche Bank AG - A50 China European Warrants Mar 2010 C	2010/03/23	2010/03/30
17791	Deutsche Bank AG - HKEx European Put Warrants Mar 2010	2010/03/23	2010/03/30
17915	Deutsche Bank AG - HKEx European Warrants Mar 2010 C	2010/03/23	2010/03/30
17943	Deutsche Bank AG - China Life European Warrants Mar 2010 C	2010/03/23	2010/03/30
18029	Deutsche Bank AG - China Telecom European Wts Mar 2010 A	2010/03/23	2010/03/30
18022	UBS AG - Ch Railway Cons European Warrants Mar 2010	2010/03/23	2010/03/30
18271	Deutsche Bank AG - CC Bank European Warrants Mar 2010 C	2010/03/23	2010/03/30
18320	UBS AG - WISE CSI European Put Warrants Mar 2010 A	2010/03/23	2010/03/30
10892	Deutsche Bank AG - USD/YEN European Warrants Mar 2010	2010/03/23	2010/03/30
18435	UBS AG - Angang Steel European Warrants Mar 2010	2010/03/23	2010/03/30
18436	UBS AG - China Overseas European Warrants Mar 2010	2010/03/23	2010/03/30
18437	UBS AG - HKEx European Put Warrants Mar 2010 A	2010/03/23	2010/03/30
18439	UBS AG - Tencent Holdings European Warrants Mar 2010 A	2010/03/23	2010/03/30
10893	Deutsche Bank AG - EUR/USD European Warrants Mar 2010	2010/03/23	2010/03/30
10897	Deutsche Bank AG - EUR/USD European Put Warrants Mar 2010	2010/03/23	2010/03/30
10896	Deutsche Bank AG - USD/YEN European Put Warrants Mar 2010	2010/03/23	2010/03/30
18440	Merrill Lynch Int'l & Co. C.V. - A50 China Eur Wt Mar 2010	2010/03/23	2010/03/30
18464	RB of Scotland N.V. - A50 China European Warrants Mar 2010 B	2010/03/23	2010/03/30
10899	Deutsche Bank AG - AUD/USD European Warrants Mar 2010	2010/03/23	2010/03/30
10903	Deutsche Bank AG - AUD/USD European Put Warrants Mar 2010	2010/03/23	2010/03/30
18480	Citigroup Global Mkt H Inc.-Henderson Land Dev Eur Wts Mar10	2010/03/23	2010/03/30
18490	CC Rabobank B.A. - A50 China European Warrants Mar 2010 C	2010/03/23	2010/03/30
18519	Credit Suisse - China COSCO European Warrants Mar 2010	2010/03/23	2010/03/30
18525	Merrill Lynch Int'l & Co. C.V. - ICBC European Wts Mar 2010A	2010/03/23	2010/03/30
18557	Credit Suisse - Alibaba European Warrants Mar 2010	2010/03/23	2010/03/30
18616	BNP Paribas Arbit Issu B.V. - Sinopec Corp Euro Wts Mar 2010	2010/03/23	2010/03/30
18610	Deutsche Bank AG - BOCL European Warrants Mar 2010 B	2010/03/23	2010/03/30
18587	UBS AG - BOCL European Warrants Mar 2010	2010/03/23	2010/03/30
18588	UBS AG - CC Bank European Warrants Mar 2010 B	2010/03/23	2010/03/30
18589	UBS AG - Sinopec Corp European Warrants Mar 2010 B	2010/03/23	2010/03/30
18645	SGA Societe Generale Acceptance N.V.-SPDR Gold T Eu Wt Mar10A	2010/03/23	2010/03/30
18646	SGA Societe Generale Acceptance N.V.-SPDR Gold T Eu Wt Mar10B	2010/03/23	2010/03/30

## List of expired derivative warrants, 2010 (continued)

Code	Warrant	Last trading date	Delisted date
18649	SGA Societe Generale Acceptance N.V. - SPDR Eu Put Wt Mar10C	2010/03/23	2010/03/30
18650	SGA Societe Generale Acceptance N.V. - SPDR Eu Put Wt Mar10D	2010/03/23	2010/03/30
18704	Barclays Bank plc - HKEx European Warrants Mar 2010 B	2010/03/23	2010/03/30
18832	CC Rabobank B.A. - Ch Mobile European Warrants Mar 2010 B	2010/03/23	2010/03/30
19021	Deutsche Bank AG - HKEx European Warrants Mar 2010 D	2010/03/23	2010/03/30
19094	Merrill Lynch Int'l & Co. C.V. - Shimao Ppt Euro Wt Mar 2010	2010/03/23	2010/03/30
19130	Macquarie Bank Ltd. - Sinopec Corp European Wts Mar 2010	2010/03/23	2010/03/30
19517	Deutsche Bank AG - HSBC European Warrants Mar 2010 B	2010/03/23	2010/03/30
19526	RB of Scotland N.V. - CC Bank European Warrants Mar 2010 B	2010/03/23	2010/03/30
19584	UBS AG - China Mobile European Warrants Mar 2010 C	2010/03/23	2010/03/30
19717	Deutsche Bank AG - China Mobile European Warrants Mar 2010 C	2010/03/23	2010/03/30
19728	SGA Societe Generale Acceptance N.V. - CMB Euro Wts Mar 2010	2010/03/23	2010/03/30
19938	Barclays Bank plc - CC Bank European Warrants Mar 2010 A	2010/03/23	2010/03/30
19939	Barclays Bank plc - CC Bank European Warrants Mar 2010 B	2010/03/23	2010/03/30
19933	Barclays Bank plc - A50 China European Warrants Mar 2010	2010/03/23	2010/03/30
20096	CC Rabobank B.A. - ICBC European Warrants Mar 2010 B	2010/03/23	2010/03/30
13007	Macquarie Bank Ltd. - Lenovo European Warrants Mar 2010	2010/03/24	2010/03/31
15354	Goldman Sachs SP (Asia) - China Shenhua Euro Wts Mar 2010	2010/03/24	2010/03/31
15948	Barclays Bank plc - China Mobile European Warrants Mar 2010	2010/03/24	2010/03/31
15949	Barclays Bank plc - CNOOC European Warrants Mar 2010	2010/03/24	2010/03/31
15950	Barclays Bank plc - PetroChina European Warrants Mar 2010	2010/03/24	2010/03/31
16194	Macquarie Bank Ltd. - HSBC European Warrants Mar 2010 A	2010/03/24	2010/03/31
16272	Macquarie Bank Ltd. - China Coal European Warrants Mar 2010A	2010/03/24	2010/03/31
16338	Macquarie Bank Ltd. - Hang Seng Bank European Wts Mar 2010	2010/03/24	2010/03/31
16545	CC Rabobank B.A. - Tencent Holdings European Wts Mar 2010	2010/03/24	2010/03/31
16701	Macquarie Bank Ltd. - Shimao Ppt European Warrants Mar 2010A	2010/03/24	2010/03/31
16795	Macquarie Bank Ltd. - Yanzhou Coal European Wts Mar 2010	2010/03/24	2010/03/31
16831	J P Morgan SP BV - CM Bank European Warrants Mar 2010	2010/03/24	2010/03/31
16949	Macquarie Bank Ltd. - China Shenhua European Wts Mar 2010	2010/03/24	2010/03/31
17147	Macquarie Bank Ltd. - A50 China European Warrants Mar 2010 A	2010/03/24	2010/03/31
17235	RB of Scotland N.V. - PetroChina European Warrants Mar 2010	2010/03/24	2010/03/31
17245	Macquarie Bank Ltd. - HKEx European Warrants Mar 2010 A	2010/03/24	2010/03/31
17256	CC Rabobank B.A. - HSI European Warrants Mar 2010 A	2010/03/24	2010/03/31
17280	Macquarie Bank Ltd. - China Coal European Warrants Mar 2010B	2010/03/24	2010/03/31
17331	HK Bank - HSCEI European Warrants Mar 2010 A	2010/03/24	2010/03/31
17332	HK Bank - HSCEI European Warrants Mar 2010 B	2010/03/24	2010/03/31
17333	HK Bank - HSCEI European Warrants Mar 2010 C	2010/03/24	2010/03/31
17337	HK Bank - HSCEI European Put Warrants Mar 2010 D	2010/03/24	2010/03/31
17338	HK Bank - HSCEI European Put Warrants Mar 2010 E	2010/03/24	2010/03/31
17334	HK Bank - HSI European Warrants Mar 2010 A	2010/03/24	2010/03/31
17335	HK Bank - HSI European Warrants Mar 2010 B	2010/03/24	2010/03/31
17336	HK Bank - HSI European Warrants Mar 2010 C	2010/03/24	2010/03/31
17339	HK Bank - HSI European Put Warrants Mar 2010 D	2010/03/24	2010/03/31
17340	HK Bank - HSI European Put Warrants Mar 2010 E	2010/03/24	2010/03/31
17389	Macquarie Bank Ltd. - CHALCO European Warrants Mar 2010 A	2010/03/24	2010/03/31
17431	Deutsche Bank AG - China Mobile European Warrants Mar 2010 A	2010/03/24	2010/03/31
17419	CC Rabobank B.A. - HSI European Warrants Mar 2010 B	2010/03/24	2010/03/31
17524	J P Morgan SP BV - A50 China European Warrants Mar 2010 A	2010/03/24	2010/03/31
17523	J P Morgan SP BV - HS Bank European Put Warrants Mar 2010	2010/03/24	2010/03/31
17578	CC Rabobank B.A. - CNOOC European Warrants Mar 2010 B	2010/03/24	2010/03/31
17646	Barclays Bank plc - HKEx European Warrants Mar 2010 A	2010/03/24	2010/03/31
17650	Barclays Bank plc - HKEx European Put Warrants Mar 2010	2010/03/24	2010/03/31
17629	Macquarie Bank Ltd. - China Overseas European Wts Mar 2010	2010/03/24	2010/03/31
17633	Macquarie Bank Ltd. - China Overseas European Put Wts Mar10	2010/03/24	2010/03/31
17682	CC Rabobank B.A. - PetroChina European Warrants Mar 2010 B	2010/03/24	2010/03/31
17705	J P Morgan SP BV - China Tel European Warrants Mar 2010	2010/03/24	2010/03/31
17696	Macquarie Bank Ltd. - CHALCO European Put Warrants Mar 2010	2010/03/24	2010/03/31
17697	Macquarie Bank Ltd. - Zijin Mining European Put Wts Mar10	2010/03/24	2010/03/31
17741	CC Rabobank B.A. - China Life European Warrants Mar 2010 A	2010/03/24	2010/03/31
17792	BNP Paribas Arbit Issu B.V. - A50 China Euro Wts Mar 2010	2010/03/24	2010/03/31
17824	BNP Paribas Arbit Issu B.V. - HSI European Wts Mar 2010 A	2010/03/24	2010/03/31
17813	Credit Suisse - HSI European Warrants Mar 2010	2010/03/24	2010/03/31
17817	Credit Suisse - HSI European Put Warrants Mar 2010	2010/03/24	2010/03/31
17827	Goldman Sachs SP (Asia) - HSI European Warrants Mar 2010 A	2010/03/24	2010/03/31
17831	Goldman Sachs SP (Asia) - HSI European Put Wts Mar 2010 C	2010/03/24	2010/03/31
17852	J P Morgan SP BV - Dongfeng Motor European Warrants Mar 2010	2010/03/24	2010/03/31
17871	Macquarie Bank Ltd. - China Railway European Wts Mar 2010 A	2010/03/24	2010/03/31
17941	BNP Paribas Arbit Issu B.V. - HSI European Wts Mar 2010 B	2010/03/24	2010/03/31
17977	CC Rabobank B.A. - A50 China European Warrants Mar 2010 B	2010/03/24	2010/03/31
18034	BNP Paribas Arbit Issu B.V. - HSI Euro Put Wts Mar 2010 E	2010/03/24	2010/03/31
18030	BNP Paribas Arbit Issu B.V. - HSI European Wts Mar 2010 C	2010/03/24	2010/03/31
18013	J P Morgan SP BV - HK Gas European Warrants Mar 2010	2010/03/24	2010/03/31
18026	KBC Fin Products Int'l Ltd. - HSI European Wts Mar 2010 A	2010/03/24	2010/03/31
18042	Macquarie Bank Ltd. - China Mobile European Wts Mar 2010	2010/03/24	2010/03/31
18063	UBS AG - HSI European Warrants Mar 2010 C	2010/03/24	2010/03/31
18070	Goldman Sachs SP (Asia) - China Mobile Euro Wts Mar 2010 A	2010/03/24	2010/03/31
18085	Macquarie Bank Ltd. - HKEx European Warrants Mar 2010 B	2010/03/24	2010/03/31
18148	Macquarie Bank Ltd. - CHALCO European Warrants Mar 2010 B	2010/03/24	2010/03/31
18175	Macquarie Bank Ltd. - China Railway European Wts Mar 2010 B	2010/03/24	2010/03/31
18229	BNP Paribas Arbit Issu B.V. - Ch Mobile Euro Wts Mar 2010 A	2010/03/24	2010/03/31
18234	CC Rabobank B.A. - Ch Mobile European Warrants Mar 2010 A	2010/03/24	2010/03/31
18319	UBS AG - HSI European Put Warrants Mar 2010 A	2010/03/24	2010/03/31
18350	Barclays Bank plc - HSI European Warrants Mar 2010 A	2010/03/24	2010/03/31
18351	Barclays Bank plc - HSI European Warrants Mar 2010 B	2010/03/24	2010/03/31
18386	KBC Fin Products Int'l Ltd. - HSCEI Euro Wts Mar 2010 A	2010/03/24	2010/03/31
18433	KBC Fin Products Int'l Ltd. - HSI Euro Put Wts Mar 2010 E	2010/03/24	2010/03/31
18424	CC Rabobank B.A. - CC Bank European Warrants Mar 2010 A	2010/03/24	2010/03/31



## List of expired derivative warrants, 2010 (continued)

Code	Warrant	Last trading date	Delisted date
18427	CC Rabobank B.A. - ICBC European Warrants Mar 2010 A	2010/03/24	2010/03/31
18449	SGA Societe Generale Acceptance N.V. - HSI Eur Wt Mar 2010 A	2010/03/24	2010/03/31
18450	SGA Societe Generale Acceptance N.V. - HSI Eur Wt Mar 2010 B	2010/03/24	2010/03/31
18453	SGA Societe Generale Acceptance N.V. - HSI Eu Put Wt Mar 10C	2010/03/24	2010/03/31
18454	SGA Societe Generale Acceptance N.V. - HSI Eu Put Wt Mar 10D	2010/03/24	2010/03/31
18457	Merrill Lynch Int'l & Co. C.V. -HSI European Warrants Mar10A	2010/03/24	2010/03/31
10902	RB of Scotland N.V. - Gold European Put Warrants Mar 2010	2010/03/24	2010/03/31
10900	Deutsche Bank AG - Gold European Warrants Mar 2010	2010/03/24	2010/03/31
10904	Deutsche Bank AG - Gold European Put Warrants Mar 2010	2010/03/24	2010/03/31
18472	KBC Fin Products Int'l Ltd. - HSI European Wts Mar 2010 B	2010/03/24	2010/03/31
18473	KBC Fin Products Int'l Ltd. - HSI European Wts Mar 2010 C	2010/03/24	2010/03/31
18474	KBC Fin Products Int'l Ltd. - HSI European Wts Mar 2010 D	2010/03/24	2010/03/31
18496	RB of Scotland N.V. - HSI European Put Warrants Mar 2010	2010/03/24	2010/03/31
18499	Goldman Sachs SP (Asia) - BOCL European Warrants Mar 2010 A	2010/03/24	2010/03/31
18500	Goldman Sachs SP (Asia) - BOCL European Warrants Mar 2010 B	2010/03/24	2010/03/31
18501	Goldman Sachs SP (Asia) - BOCL European Warrants Mar 2010 C	2010/03/24	2010/03/31
18510	Goldman Sachs SP (Asia) - CC Bank European Wts Mar 2010 A	2010/03/24	2010/03/31
18511	Goldman Sachs SP (Asia) - CC Bank European Wts Mar 2010 B	2010/03/24	2010/03/31
18512	Goldman Sachs SP (Asia) - CC Bank European Wts Mar 2010 C	2010/03/24	2010/03/31
18513	Goldman Sachs SP (Asia) - CC Bank European Wts Mar 2010 D	2010/03/24	2010/03/31
18502	Goldman Sachs SP (Asia) - China Life Euro Wts Mar 2010 A	2010/03/24	2010/03/31
18503	Goldman Sachs SP (Asia) - China Life Euro Wts Mar 2010 B	2010/03/24	2010/03/31
18504	Goldman Sachs SP (Asia) - China Life Euro Wts Mar 2010 C	2010/03/24	2010/03/31
18505	Goldman Sachs SP (Asia) - China Mobile Euro Wts Mar 2010 B	2010/03/24	2010/03/31
18508	Goldman Sachs SP (Asia) - HSBC European Warrants Mar 2010 A	2010/03/24	2010/03/31
18509	Goldman Sachs SP (Asia) - HSBC European Warrants Mar 2010 B	2010/03/24	2010/03/31
18542	BNP Paribas Arbit Issu B.V. - HSI European Wts Mar 2010 D	2010/03/24	2010/03/31
18546	BNP Paribas Arbit Issu B.V. - HSI Euro Put Wts Mar 2010 F	2010/03/24	2010/03/31
18615	Goldman Sachs SP (Asia) - HSI European Warrants Mar 2010 B	2010/03/24	2010/03/31
18600	CC Rabobank B.A. - CC Bank European Warrants Mar 2010 B	2010/03/24	2010/03/31
18592	UBS AG - HSI European Put Warrants Mar 2010 B	2010/03/24	2010/03/31
18622	Macquarie Bank Ltd. - HSBC European Warrants Mar 2010 B	2010/03/24	2010/03/31
18620	Macquarie Bank Ltd. - HSCEI European Warrants Mar 2010	2010/03/24	2010/03/31
18624	Macquarie Bank Ltd. - HSCEI European Put Warrants Mar 2010	2010/03/24	2010/03/31
18623	Macquarie Bank Ltd. - HSI European Put Warrants Mar 2010 A	2010/03/24	2010/03/31
18655	Deutsche Bank AG - HSI European Put Warrants Mar 2010	2010/03/24	2010/03/31
18651	Deutsche Bank AG - HSI European Warrants Mar 2010 A	2010/03/24	2010/03/31
18652	Deutsche Bank AG - HSI European Warrants Mar 2010 B	2010/03/24	2010/03/31
18642	SGA Societe Generale Acceptance N.V. - HSI Eur Wt Mar 2010 E	2010/03/24	2010/03/31
18643	SGA Societe Generale Acceptance N.V. - HSI Eur Wt Mar 2010 F	2010/03/24	2010/03/31
18644	SGA Societe Generale Acceptance N.V. - HSI Eur Wt Mar 2010 G	2010/03/24	2010/03/31
18679	RB of Scotland N.V. - Jiangxi Copper European Warrants Mar10	2010/03/24	2010/03/31
18668	HK Bank - HSCEI European Warrants Mar 2010 F	2010/03/24	2010/03/31
18675	HK Bank - HSCEI European Put Warrants Mar 2010 G	2010/03/24	2010/03/31
18676	HK Bank - HSCEI European Put Warrants Mar 2010 H	2010/03/24	2010/03/31
18665	HK Bank - HSI European Warrants Mar 2010 F	2010/03/24	2010/03/31
18666	HK Bank - HSI European Warrants Mar 2010 G	2010/03/24	2010/03/31
18667	HK Bank - HSI European Warrants Mar 2010 H	2010/03/24	2010/03/31
18671	HK Bank - HSI European Put Warrants Mar 2010 I	2010/03/24	2010/03/31
18672	HK Bank - HSI European Put Warrants Mar 2010 J	2010/03/24	2010/03/31
18673	HK Bank - HSI European Put Warrants Mar 2010 K	2010/03/24	2010/03/31
18674	HK Bank - HSI European Put Warrants Mar 2010 L	2010/03/24	2010/03/31
18681	KBC Fin Products Int'l Ltd. - HSCEI Euro Wts Mar 2010 B	2010/03/24	2010/03/31
18685	KBC Fin Products Int'l Ltd. - HSCEI Euro Put Wts Mar 2010 C	2010/03/24	2010/03/31
18686	KBC Fin Products Int'l Ltd. - HSCEI Euro Put Wts Mar 2010 D	2010/03/24	2010/03/31
18682	KBC Fin Products Int'l Ltd. - HSI Euro Put Wts Mar 2010 F	2010/03/24	2010/03/31
18654	Macquarie Bank Ltd. - Alibaba European Warrants Mar 2010	2010/03/24	2010/03/31
18670	UBS AG - HSI European Warrants Mar 2010 D	2010/03/24	2010/03/31
18710	Goldman Sachs SP (Asia) - CM Bank European Wts Mar 2010	2010/03/24	2010/03/31
18761	Goldman Sachs SP (Asia) - HKEx European Warrants Mar 2010	2010/03/24	2010/03/31
18843	BNP Paribas Arbit Issu B.V. - HSI European Wts Mar 2010 G	2010/03/24	2010/03/31
18847	BNP Paribas Arbit Issu B.V. - HSI Euro Put Wts Mar 2010 H	2010/03/24	2010/03/31
18861	Deutsche Bank AG - HSI European Warrants Mar 2010 C	2010/03/24	2010/03/31
18938	Goldman Sachs SP (Asia) - HSI European Put Wts Mar 2010 D	2010/03/24	2010/03/31
18973	CC Rabobank B.A. - HSI European Put Warrants Mar 2010	2010/03/24	2010/03/31
18968	CC Rabobank B.A. - HSI European Warrants Mar 2010 C	2010/03/24	2010/03/31
18969	CC Rabobank B.A. - HSI European Warrants Mar 2010 D	2010/03/24	2010/03/31
18994	Macquarie Bank Ltd. - CITIC Bank European Warrants Mar 2010	2010/03/24	2010/03/31
18992	Macquarie Bank Ltd. - HSI European Warrants Mar 2010	2010/03/24	2010/03/31
18996	Macquarie Bank Ltd. - HSI European Put Warrants Mar 2010 B	2010/03/24	2010/03/31
19085	RB of Scotland N.V. - CC Bank European Warrants Mar 2010 A	2010/03/24	2010/03/31
19082	RB of Scotland N.V. - HSI European Warrants Mar 2010 A	2010/03/24	2010/03/31
19171	RB of Scotland N.V. - HSI European Warrants Mar 2010 B	2010/03/24	2010/03/31
19293	RB of Scotland N.V. - A50 China European Put Wts Mar 2010	2010/03/24	2010/03/31
19290	KBC Fin Products Int'l Ltd. - HSI Euro Put Wts Mar 2010 G	2010/03/24	2010/03/31
19403	Macquarie Bank Ltd. - R&F Ppt European Warrants Mar 2010	2010/03/24	2010/03/31
19488	Goldman Sachs SP (Asia) - HSI European Put Wts Mar 2010 E	2010/03/24	2010/03/31
19701	BOCI Asia Ltd. - China Mobile European Warrants Mar 2010	2010/03/24	2010/03/31
19708	BNP Paribas Arbit Issu B.V. - HSI European Wts Mar 2010 I	2010/03/24	2010/03/31
19712	BNP Paribas Arbit Issu B.V. - HSI Euro Put Wts Mar 2010 J	2010/03/24	2010/03/31
19702	HK Bank - HSCEI European Put Warrants Mar 2010 I	2010/03/24	2010/03/31
19748	Merrill Lynch Int'l & Co. C.V. -HSI European Warrants Mar10B	2010/03/24	2010/03/31
19751	Merrill Lynch Int'l & Co. C.V. -HSI European Put Wts Mar 10C	2010/03/24	2010/03/31
19752	Merrill Lynch Int'l & Co. C.V. -HSI European Put Wts Mar 10D	2010/03/24	2010/03/31
20092	CC Rabobank B.A. - China Life European Warrants Mar 2010 G	2010/03/24	2010/03/31
01718	Fortis Bank S.A./N.V. - HSBC European Warrants Mar 2010	2010/03/25	2010/04/01
17461	CC Rabobank B.A. - HKEx European Warrants Mar 2010 B	2010/03/25	2010/04/01

## List of expired derivative warrants, 2010 (continued)

Code	Warrant	Last trading date	Delisted date
10877	SGA Societe Generale Acceptance N.V. - AUD/USD Eur Wt Mar10A	2010/03/25	2010/04/01
10878	SGA Societe Generale Acceptance N.V. - AUD/USD Eur Wt Mar10B	2010/03/25	2010/04/01
10884	SGA Societe Generale Acceptance N.V.-AUD/USD Eu Put Wt Mar10C	2010/03/25	2010/04/01
10885	SGA Societe Generale Acceptance N.V.-AUD/USD Eu Put Wt Mar10D	2010/03/25	2010/04/01
10879	SGA Societe Generale Acceptance N.V. - EUR/USD Eu Wt Mar10A	2010/03/25	2010/04/01
10881	SGA Societe Generale Acceptance N.V. - EUR/USD Eu Wt Mar10B	2010/03/25	2010/04/01
10886	SGA Societe Generale Acceptance N.V.-EUR/USD Eu Put Wt Mar10C	2010/03/25	2010/04/01
10887	SGA Societe Generale Acceptance N.V.-EUR/USD Eu Put Wt Mar10D	2010/03/25	2010/04/01
10882	SGA Societe Generale Acceptance N.V. - USD/YEN Eu Wt Mar10A	2010/03/25	2010/04/01
10883	SGA Societe Generale Acceptance N.V. - USD/YEN Eu Wt Mar10B	2010/03/25	2010/04/01
10888	SGA Societe Generale Acceptance N.V.-USD/YEN Eu Put Wt Mar10C	2010/03/25	2010/04/01
10889	SGA Societe Generale Acceptance N.V.-USD/YEN Eu Put Wt Mar10D	2010/03/25	2010/04/01
10901	SGA Societe Generale Acceptance N.V. - AUD/USD Eur Wt Mar10E	2010/03/25	2010/04/01
10905	SGA Societe Generale Acceptance N.V.-AUD/USD Eu Put Wt Mar10F	2010/03/25	2010/04/01
16238	KBC Fin Products Int'l Ltd. - HSBC European Wts Apr 2010 A	2010/03/26	2010/04/07
16384	Deutsche Bank AG - HSBC European Warrants Apr 2010 B	2010/03/26	2010/04/07
18169	KBC Fin Products Int'l Ltd. - CC Bank Euro Put Wts Apr 2010	2010/03/26	2010/04/07
18133	KBC Fin Products Int'l Ltd. - China Life Euro Wts Apr 2010 B	2010/03/26	2010/04/07
18185	KBC Fin Products Int'l Ltd. - CNOOC European Wts Apr 2010	2010/03/26	2010/04/07
18284	KBC Fin Products Int'l Ltd. - Ch Mobile Euro Wt Apr 2010 C	2010/03/26	2010/04/07
18286	KBC Fin Products Int'l Ltd. - Sinopec Corp Eu Put Wt Apr 10	2010/03/26	2010/04/07
18296	Citigroup Global Mkt H Inc. - HKEx European Wts Apr 2010	2010/03/26	2010/04/07
18378	BNP Paribas Arbit Issu B.V. - China Life Euro Wts Apr 2010 A	2010/03/26	2010/04/07
18606	KBC Fin Products Int'l Ltd. - China Life Euro Wts Apr 2010 C	2010/03/26	2010/04/07
18595	KBC Fin Products Int'l Ltd. - China Life Eur Put Wt Apr 2010	2010/03/26	2010/04/07
18583	KBC Fin Products Int'l Ltd. - A50 Ch European Put Wts Apr10A	2010/03/26	2010/04/07
19429	KBC Fin Products Int'l Ltd. - BOCL European Wts Apr 2010	2010/03/26	2010/04/07
16315	Standard Bank PLC - PetroChina European Warrants Apr 2010	2010/03/29	2010/04/08
17671	UBS AG - CNOOC European Warrants Apr 2010 A	2010/03/29	2010/04/08
17672	UBS AG - PetroChina European Warrants Apr 2010 B	2010/03/29	2010/04/08
18056	SGA Societe Generale Acceptance N.V. - HKEx Eu Wt Apr 2010	2010/03/29	2010/04/08
18287	SGA Societe Generale Acceptance N.V. - Alibaba Eu Wts Apr10A	2010/03/29	2010/04/08
18410	SGA Societe Generale Acceptance N.V. - ICBC Eu Wt Apr 2010	2010/03/29	2010/04/08
18533	BNP Paribas Arbit Issu B.V. - Ch Mobile Eu Put Wt Apr 2010 D	2010/03/29	2010/04/08
18565	SGA Societe Generale Acceptance N.V. - Lenovo Eur Wts Apr10A	2010/03/29	2010/04/08
18566	SGA Societe Generale Acceptance N.V.-Nine Dragons Eu Wt Apr10	2010/03/29	2010/04/08
18980	SGA Societe Generale Acceptance N.V. - HWL Eur Wt Apr 2010	2010/03/29	2010/04/08
19055	SGA Societe Generale Acceptance N.V. - CCoal Eur Wt Apr 2010	2010/03/29	2010/04/08
17532	Macquarie Bank Ltd. - A50 China European Put Warrants Apr 10	2010/03/30	2010/04/09
18190	KBC Fin Products Int'l Ltd. - Hutchison Euro Wts Apr 2010	2010/03/30	2010/04/09
18289	KBC Fin Products Int'l Ltd. - HKEx European Warrants Apr 10	2010/03/30	2010/04/09
18442	Merrill Lynch Int'l & Co. C.V. - A50 China Eu Put Wt Apr 10	2010/03/30	2010/04/09
18584	KBC Fin Products Int'l Ltd. - A50 Ch European Put Wts Apr10B	2010/03/30	2010/04/09
18864	BNP Paribas Arbit Issu B.V. - HSBC European Wts Apr 2010 B	2010/03/30	2010/04/09
19278	KBC Fin Products Int'l Ltd. - China Tel Euro Wts Apr 2010	2010/03/30	2010/04/09
19619	Deutsche Bank AG - China Life European Warrants Apr 2010	2010/03/30	2010/04/09
17272	KBC Fin Products Int'l Ltd. - HSBC Euro Put Wts Apr 2010	2010/03/31	2010/04/12
18012	J P Morgan SP BV - China Unicom European Warrants Apr 2010	2010/03/31	2010/04/12
18788	Citigroup Global Mkt H Inc. - WISE CSI European Wts Apr10	2010/03/31	2010/04/12
19019	KBC Fin Products Int'l Ltd. - CC Bank Euro Wts Apr 2010 C	2010/03/31	2010/04/12
19566	BOCI Asia Ltd. - CC Bank European Warrants Apr 2010 B	2010/03/31	2010/04/12
16231	UBS AG - HSBC European Warrants Apr 2010 A	2010/04/01	2010/04/13
16232	UBS AG - HSBC European Warrants Apr 2010 B	2010/04/01	2010/04/13
16239	KBC Fin Products Int'l Ltd. - HSBC European Wts Apr 2010 B	2010/04/01	2010/04/13
16425	SGA Societe Generale Acceptance N.V. - HSBC Eu Wt Apr 2010 A	2010/04/01	2010/04/13
16770	KBC Fin Products Int'l Ltd. - Ch Mobile Euro Wt Apr 2010 A	2010/04/01	2010/04/13
17038	Merrill Lynch Int'l & Co. C.V.-Ch Overseas Eur Put Wts Apr10	2010/04/01	2010/04/13
17934	UBS AG - SHK Ppt European Warrants Apr 2010	2010/04/01	2010/04/13
17980	Deutsche Bank AG - HKEx European Warrants Apr 2010	2010/04/01	2010/04/13
17958	SGA Societe Generale Acceptance N.V. - CNBM Euro Wts Apr10	2010/04/01	2010/04/13
17970	SGA Societe Generale Acceptance N.V.-Sh Electric Eu Wt Apr10	2010/04/01	2010/04/13
17986	Merrill Lynch Int'l & Co. C.V. - HKEx Eur Put Wts Apr 2010 B	2010/04/01	2010/04/13
18132	KBC Fin Products Int'l Ltd. - China Life Euro Wts Apr 2010 A	2010/04/01	2010/04/13
18366	SGA Societe Generale Acceptance N.V. - Ch Mob Eu Wt Apr 10C	2010/04/01	2010/04/13
18563	SGA Societe Generale Acceptance N.V.-ChiUnicom Eu Wts Apr10	2010/04/01	2010/04/13
18562	SGA Societe Generale Acceptance N.V.-Ch Ship Cont Eu Wt Apr10	2010/04/01	2010/04/13
18607	KBC Fin Products Int'l Ltd. - China Life Euro Wts Apr 2010 D	2010/04/01	2010/04/13
18727	SGA Societe Generale Acceptance N.V. - CITBK Euro Wts Apr10	2010/04/01	2010/04/13
18810	BNP Paribas Arbit Issu B.V. - China Tel Euro Wts Apr 2010	2010/04/01	2010/04/13
18809	BNP Paribas Arbit Issu B.V. - China Life Euro Wts Apr 2010 B	2010/04/01	2010/04/13
19112	UBS AG - HSBC European Warrants Apr 2010 C	2010/04/01	2010/04/13
19198	SGA Societe Generale Acceptance N.V. - CCB Euro Put Wt Apr10	2010/04/01	2010/04/13
20184	J P Morgan SP BV - ICBC European Warrants Apr 2010	2010/04/01	2010/04/13
20256	SGA Societe Generale Acceptance N.V.-A50 Ch Eu Put Wt Apr10	2010/04/01	2010/04/13
19128	RB of Scotland N.V. - China Mobile European Wts Apr 2010 A	2010/04/07	2010/04/14
18838	Deutsche Bank AG - China Telecom European Wts Apr 2010	2010/04/08	2010/04/15
19738	Deutsche Bank AG - Sinopec Corp European Warrants Apr 2010 A	2010/04/08	2010/04/15
19946	Deutsche Bank AG - Sinopec Corp European Warrants Apr 2010 B	2010/04/08	2010/04/15
16783	Macquarie Bank Ltd. - China Mobile European Wts Apr 2010 A	2010/04/09	2010/04/16
18194	KBC Fin Products Int'l Ltd. - Hutchison Eur Put Wts Apr 2010	2010/04/09	2010/04/16
18608	KBC Fin Products Int'l Ltd. - China Life Euro Wts Apr 2010 E	2010/04/09	2010/04/16
18688	HK Bank - Alibaba European Warrants Apr 2010	2010/04/09	2010/04/16
18689	HK Bank - BOCL European Put Warrants Apr 2010	2010/04/09	2010/04/16
18691	HK Bank - CC Bank European Put Warrants Apr 2010	2010/04/09	2010/04/16
18692	HK Bank - China Life European Put Warrants Apr 2010	2010/04/09	2010/04/16
18693	HK Bank - HKEx European Put Warrants Apr 2010	2010/04/09	2010/04/16
18694	HK Bank - ICBC European Put Warrants Apr 2010	2010/04/09	2010/04/16

## List of expired derivative warrants, 2010 (continued)

Code	Warrant	Last trading date	Delisted date
18790	RB of Scotland N.V. - Sinopec Corp European Wts Apr 2010	2010/04/09	2010/04/16
18850	KBC Fin Products Int'l Ltd. - Sinopec Euro Wts Apr 2010	2010/04/09	2010/04/16
20115	J P Morgan SP BV - Esprit European Wts Apr 2010	2010/04/09	2010/04/16
14701	HK Bank - China Mobile European Warrants Apr 2010 A	2010/04/12	2010/04/19
16210	BNP Paribas Arbit Issu B.V. - Ch Mobile Euro Wts Apr 2010 A	2010/04/12	2010/04/19
17753	HK Bank - China Unicom European Warrants Apr 2010	2010/04/12	2010/04/19
17754	HK Bank - Datang Power European Warrants Apr 2010	2010/04/12	2010/04/19
18095	HK Bank - Angang Steel European Warrants Apr 2010	2010/04/12	2010/04/19
18100	HK Bank - HKEx European Warrants Apr 2010	2010/04/12	2010/04/19
18101	HK Bank - Jiangxi Copper European Warrants Apr 2010	2010/04/12	2010/04/19
18601	CC Rabobank B.A. - ChiUnicom European Warrants Apr 2010	2010/04/12	2010/04/19
18757	Merrill Lynch Int'l & Co. C.V. - BOCL European Wts Apr 2010A	2010/04/12	2010/04/19
18873	BOCI Asia Ltd. - CC Bank European Warrants Apr 2010 A	2010/04/12	2010/04/19
18978	Macquarie Bank Ltd. - China Unicom European Wts Apr 2010	2010/04/12	2010/04/19
15433	Credit Suisse - China Mobile European Warrants Apr 2010 B	2010/04/13	2010/04/20
16214	BNP Paribas Arbit Issu B.V. - Ch Mobile Eu Put Wt Apr 2010 C	2010/04/13	2010/04/20
16819	Macquarie Bank Ltd. - HSBC European Warrants Apr 2010	2010/04/13	2010/04/20
16874	Merrill Lynch Int'l & Co. C.V. - HKEx Eur Put Wts Apr 2010 A	2010/04/13	2010/04/20
16893	Merrill Lynch Int'l & Co. C.V. - Ch Mobile Eu Put Wt Apr 10	2010/04/13	2010/04/20
16988	UBS AG - China Mobile European Warrants Apr 2010 A	2010/04/13	2010/04/20
16993	UBS AG - China Mobile European Put Warrants Apr 2010 D	2010/04/13	2010/04/20
17459	CC Rabobank B.A. - Ch Mobile European Warrants Apr 2010 A	2010/04/13	2010/04/20
17598	Deutsche Bank AG - A50 China European Put Wts Apr 2010 A	2010/04/13	2010/04/20
17947	Deutsche Bank AG - A50 China European Warrants Apr 2010 C	2010/04/13	2010/04/20
17926	SGA Societe Generale Acceptance N.V. - CNOOC Eu Wt Apr 2010	2010/04/13	2010/04/20
17961	SGA Societe Generale Acceptance N.V. -CITIC Pac Eu Wts Apr10	2010/04/13	2010/04/20
17973	SGA Societe Generale Acceptance N.V. - Tencent Eu Wt Apr10	2010/04/13	2010/04/20
18061	UBS AG - CNOOC European Warrants Apr 2010 B	2010/04/13	2010/04/20
18111	Deutsche Bank AG - Ping An European Warrants Apr 2010	2010/04/13	2010/04/20
18272	Deutsche Bank AG - CNOOC European Warrants Apr 2010 B	2010/04/13	2010/04/20
18273	Deutsche Bank AG - ICBC European Warrants Apr 2010 A	2010/04/13	2010/04/20
18276	SGA Societe Generale Acceptance N.V. - Ch Mob Eu Wt Apr 10 B	2010/04/13	2010/04/20
18361	SGA Societe Generale Acceptance N.V.-Chi COSCO Euro Wt Apr 10	2010/04/13	2010/04/20
18388	Deutsche Bank AG - HSBC European Warrants Apr 2010 C	2010/04/13	2010/04/20
18422	Deutsche Bank AG - A50 China European Warrants Apr 2010 D	2010/04/13	2010/04/20
18428	Deutsche Bank AG - CC Bank European Warrants Apr 2010 A	2010/04/13	2010/04/20
18434	KBC Fin Products Int'l Ltd. - A50 Ch Euro Wts Apr 2010	2010/04/13	2010/04/20
18478	Citigroup Global Mkt H Inc. - Bank of EA European Wts Apr 10	2010/04/13	2010/04/20
18484	Macquarie Bank Ltd. - ICBC European Warrants Apr 2010	2010/04/13	2010/04/20
18559	SGA Societe Generale Acceptance N.V. - Alibaba Eu Wts Apr10B	2010/04/13	2010/04/20
18590	UBS AG - ICBC European Warrants Apr 2010 A	2010/04/13	2010/04/20
10906	SGA Societe Generale Acceptance N.V. - Gold Euro Wts Apr 10A	2010/04/13	2010/04/20
10907	SGA Societe Generale Acceptance N.V. - Gold Euro Wts Apr 10B	2010/04/13	2010/04/20
10910	SGA Societe Generale Acceptance N.V. -Gold Eu Put Wts Apr10C	2010/04/13	2010/04/20
10911	SGA Societe Generale Acceptance N.V. -Gold Eu Put Wts Apr10D	2010/04/13	2010/04/20
18718	BNP Paribas Arbit Issu B.V. - ICBC European Wts Apr 2010A	2010/04/13	2010/04/20
18719	Deutsche Bank AG - CC Bank European Warrants Apr 2010 B	2010/04/13	2010/04/20
18730	BNP Paribas Arbit Issu B.V. - Ping An European Wts Apr 2010	2010/04/13	2010/04/20
18750	Deutsche Bank AG - Alibaba European Warrants Apr 2010	2010/04/13	2010/04/20
18753	Deutsche Bank AG - Jiangxi Copper European Warrants Apr 2010	2010/04/13	2010/04/20
18771	Barclays Bank plc - ICBC European Warrants Apr 2010	2010/04/13	2010/04/20
18779	Citigroup Global Mkt H Inc. - Angang Steel European Wt Apr10	2010/04/13	2010/04/20
18823	Deutsche Bank AG - China Mobile European Warrants Apr 2010 C	2010/04/13	2010/04/20
18826	Barclays Bank plc - PetroChina European Warrants Apr 2010 A	2010/04/13	2010/04/20
18827	Barclays Bank plc - PetroChina European Warrants Apr 2010 B	2010/04/13	2010/04/20
18839	Deutsche Bank AG - CITIC Bank European Warrants Apr 2010	2010/04/13	2010/04/20
18846	SGA Societe Generale Acceptance N.V. - CCB Eur Wt Apr 2010	2010/04/13	2010/04/20
18877	UBS AG - Jiangxi Copper European Warrants Apr 2010	2010/04/13	2010/04/20
18879	UBS AG - SPDR Gold Trust European Warrants Apr 2010	2010/04/13	2010/04/20
18903	Deutsche Bank AG - Hutchison European Warrants Apr 2010	2010/04/13	2010/04/20
18987	RB of Scotland N.V. - CNOOC European Warrants Apr 2010	2010/04/13	2010/04/20
19087	RB of Scotland N.V. - HSBC European Warrants Apr 2010	2010/04/13	2010/04/20
19294	SGA Societe Generale Acceptance N.V. - CLife Eu Wt Apr 2010	2010/04/13	2010/04/20
19354	RB of Scotland N.V. - ICBC European Warrants Apr 2010 A	2010/04/13	2010/04/20
19889	Credit Suisse AG - Sinopec Corp European Warrants Apr 2010A	2010/04/13	2010/04/20
20061	Credit Suisse AG - CC Bank European Warrants Apr 2010	2010/04/13	2010/04/20
18910	Barclays Bank plc - BOCL European Warrants Apr 2010	2010/04/14	2010/04/21
18913	Barclays Bank plc - CNOOC European Warrants Apr 2010	2010/04/14	2010/04/21
18949	Citigroup Global Mkt H Inc. - China Mobile Eur Wt Apr 2010	2010/04/14	2010/04/21
16924	SGA Societe Generale Acceptance N.V. - Ch Mob Eu Wt Apr 10 A	2010/04/15	2010/04/22
17056	KBC Fin Products Int'l Ltd. - Ch Mobile Euro Wt Apr 2010 B	2010/04/15	2010/04/22
17156	BNP Paribas Arbit Issu B.V. - Ch Mobile Euro Wts Apr 2010 B	2010/04/15	2010/04/22
18328	HK Bank - Esprit European Warrants Apr 2010	2010/04/15	2010/04/22
18374	BOCI Asia Ltd. - China Mobile European Warrants Apr 2010 B	2010/04/15	2010/04/22
18964	SGA Societe Generale Acceptance N.V. - Lenovo Eur Wts Apr10B	2010/04/15	2010/04/22
17290	HK Bank - China COSCO European Warrants Apr 2010	2010/04/16	2010/04/23
17488	HK Bank - CNOOC European Warrants Apr 2010	2010/04/16	2010/04/23
18805	BOCI Asia Ltd. - BOC HK European Warrants Apr 2010	2010/04/16	2010/04/23
19017	KBC Fin Products Int'l Ltd. - CC Bank Euro Wts Apr 2010 A	2010/04/16	2010/04/23
19018	KBC Fin Products Int'l Ltd. - CC Bank Euro Wts Apr 2010 B	2010/04/16	2010/04/23
15791	CC Rabobank B.A. - Ch Mobile European Put Wts Apr 2010	2010/04/19	2010/04/26
15792	CC Rabobank B.A. - HKEx European Put Warrants Apr 2010	2010/04/19	2010/04/26
15793	CC Rabobank B.A. - HSBC European Put Warrants Apr 2010	2010/04/19	2010/04/26
17150	CC Rabobank B.A. - A50 China European Warrants Apr 2010	2010/04/19	2010/04/26
17763	Standard Bank PLC - A50 China European Warrants Apr 2010	2010/04/19	2010/04/26
18041	Macquarie Bank Ltd. - China Mobile European Wts Apr 2010 C	2010/04/19	2010/04/26
18662	J P Morgan SP BV - China Life European Warrants Apr 2010	2010/04/19	2010/04/26

## List of expired derivative warrants, 2010 (continued)

Code	Warrant	Last trading date	Delisted date
18725	Macquarie Bank Ltd. - Kingboard Chem European Warrants Apr10	2010/04/23	2010/04/26
18976	CC Rabobank B.A. - Renhe Comm European Warrants Apr 2010	2010/04/19	2010/04/26
19446	Macquarie Bank Ltd. - A50 China European Warrants Apr 2010 A	2010/04/19	2010/04/26
19817	BNP Paribas Arbit Issu B.V. - CC Bank Euro Wts Apr 2010	2010/04/19	2010/04/26
03258	Merrill Lynch Int'l & Co. C.V. - Ping An Euro Wts Apr 2010	2010/04/20	2010/04/27
15240	Credit Suisse - China Mobile European Warrants Apr 2010 A	2010/04/20	2010/04/27
16010	UBS AG - BankComm European Warrants Apr 2010 A	2010/04/20	2010/04/27
16227	BNP Paribas Arbit Issu B.V. - HSBC European Wts Apr 2010 A	2010/04/20	2010/04/27
16267	Deutsche Bank AG - HSBC European Warrants Apr 2010 A	2010/04/20	2010/04/27
16325	UBS AG - HKEx European Put Warrants Apr 2010	2010/04/20	2010/04/27
16723	UBS AG - CM Bank European Warrants Apr 2010	2010/04/20	2010/04/27
16853	UBS AG - WISE CSI European Warrants Apr 2010 A	2010/04/20	2010/04/27
16989	UBS AG - China Mobile European Warrants Apr 2010 B	2010/04/20	2010/04/27
17046	Merrill Lynch Int'l & Co. C.V. - HKEx Euro Wts Apr 2010	2010/04/20	2010/04/27
17064	Deutsche Bank AG - China Mobile European Warrants Apr 2010 A	2010/04/20	2010/04/27
17136	Credit Suisse - China Mobile European Warrants Apr 2010 C	2010/04/20	2010/04/27
17186	BNP Paribas Arbit Issu B.V. - PetroCh Euro Wts Apr 2010	2010/04/20	2010/04/27
17261	Deutsche Bank AG - CNOOC European Warrants Apr 2010 A	2010/04/20	2010/04/27
17392	CC Rabobank B.A. - CNOOC European Warrants Apr 2010	2010/04/20	2010/04/27
17444	UBS AG - China Mobile European Warrants Apr 2010 C	2010/04/20	2010/04/27
17528	UBS AG - CNOOC European Put Warrants Apr 2010	2010/04/20	2010/04/27
17547	BNP Paribas Arbit Issu B.V. - A50 China Euro Wts Apr 2010 A	2010/04/20	2010/04/27
17551	Citigroup Global Mkt H Inc. - CITIC Pacific Eu Wt Apr 2010	2010/04/20	2010/04/27
17550	Citigroup Global Mkt H Inc. - CM Bank European Wts Apr 2010	2010/04/20	2010/04/27
17553	Citigroup Global Mkt H Inc. - ICBC European Wts Apr 2010	2010/04/20	2010/04/27
17589	UBS AG - PetroChina European Warrants Apr 2010 A	2010/04/20	2010/04/27
17637	UBS AG - A50 China European Warrants Apr 2010	2010/04/20	2010/04/27
17691	BNP Paribas Arbit Issu B.V. - A50 China Euro Wts Apr 2010 B	2010/04/20	2010/04/27
17683	Citigroup Global Mkt H Inc. - CC Bank European Wts Apr 2010	2010/04/20	2010/04/27
17704	SGA Societe Generale Acceptance N.V. - A50 Ch Eu Wt Apr 2010	2010/04/20	2010/04/27
17747	UBS AG - BankComm European Warrants Apr 2010 B	2010/04/20	2010/04/27
17818	Deutsche Bank AG - A50 China European Put Wts Apr 2010 B	2010/04/20	2010/04/27
18018	UBS AG - HKEx European Warrants Apr 2010	2010/04/20	2010/04/27
18075	UBS AG - Bank of EA European Warrants Apr 2010 A	2010/04/20	2010/04/27
18162	Credit Suisse - Ping An European Warrants Apr 2010	2010/04/20	2010/04/27
18226	UBS AG - China Mobile European Put Warrants Apr 2010 E	2010/04/20	2010/04/27
18314	UBS AG - Bank of EA European Warrants Apr 2010 B	2010/04/20	2010/04/27
18370	SGA Societe Generale Acceptance N.V. - CMob Eu Put Wt Apr 10	2010/04/20	2010/04/27
18390	UBS AG - WISE CSI European Warrants Apr 2010 B	2010/04/20	2010/04/27
18430	Deutsche Bank AG - ICBC European Warrants Apr 2010 B	2010/04/20	2010/04/27
18506	Goldman Sachs SP (Asia) - China Mobile Euro Wts Apr 2010 B	2010/04/20	2010/04/27
18568	Credit Suisse - BYD European Warrants Apr 2010	2010/04/20	2010/04/27
18611	Deutsche Bank AG - ICBC European Warrants Apr 2010 C	2010/04/20	2010/04/27
18669	KBC Fin Products Int'l Ltd. - Ch Mobile Euro Wt Apr 2010 D	2010/04/20	2010/04/27
18758	Merrill Lynch Int'l & Co. C.V. - BOCL European Wts Apr 2010B	2010/04/20	2010/04/27
18778	Deutsche Bank AG - PetroChina European Warrants Apr 2010	2010/04/20	2010/04/27
10909	BNP Paribas Arbit Issu B.V. - Gold European Warrants Apr 10	2010/04/20	2010/04/27
10913	BNP Paribas Arbit Issu B.V. - Gold European Put Wts Apr 10	2010/04/20	2010/04/27
18885	UBS AG - ICBC European Warrants Apr 2010 B	2010/04/20	2010/04/27
19062	BNP Paribas Arbit Issu B.V.-CM Bank European Warrants Apr10	2010/04/20	2010/04/27
19379	SGA Societe Generale Acceptance N.V. - CMB Euro Wts Apr 2010	2010/04/20	2010/04/27
19647	RB of Scotland N.V. - ICBC European Warrants Apr 2010 C	2010/04/20	2010/04/27
19818	BNP Paribas Arbit Issu B.V. - ICBC European Wts Apr 2010 B	2010/04/20	2010/04/27
20008	Credit Suisse AG - Sinopec Corp European Warrants Apr 2010 B	2010/04/20	2010/04/27
20019	Deutsche Bank AG - HKEx European Put Warrants Apr 2010	2010/04/20	2010/04/27
20102	SGA Societe Generale Acceptance N.V. - HSBC Eu Wt Apr 2010 B	2010/04/20	2010/04/27
20016	Deutsche Bank AG - BOCL European Warrants Apr 2010	2010/04/21	2010/04/28
20059	Credit Suisse AG - BOCL European Warrants Apr 2010	2010/04/21	2010/04/28
16313	Standard Bank PLC - China Mobile European Warrants Apr 2010	2010/04/22	2010/04/29
17148	Deutsche Bank AG - China Mobile European Warrants Apr 2010 B	2010/04/22	2010/04/29
18071	HK Bank - Agile Ppt European Warrants Apr 2010	2010/04/22	2010/04/29
19050	HK Bank - China Mobile European Warrants Apr 2010 B	2010/04/22	2010/04/29
19437	SGA Societe Generale Acceptance N.V. - CP&CC Eur Wt Apr 2010	2010/04/22	2010/04/29
19514	RB of Scotland N.V. - ICBC European Warrants Apr 2010 B	2010/04/22	2010/04/29
14790	BOCI Asia Ltd. - China Mobile European Warrants Apr 2010 A	2010/04/23	2010/04/30
16391	Macquarie Bank Ltd. - HKEx European Put Warrants Apr 2010	2010/04/23	2010/04/30
16401	Macquarie Bank Ltd. - Hang Lung Ppt European Wts Apr 2010	2010/04/23	2010/04/30
16479	Goldman Sachs SP (Asia) - China Mobile Euro Wts Apr 2010 A	2010/04/23	2010/04/30
16859	Macquarie Bank Ltd. - SHK Ppt European Warrants Apr 2010	2010/04/23	2010/04/30
16953	Macquarie Bank Ltd. - New World Dev European Wts Apr 2010	2010/04/23	2010/04/30
17224	Macquarie Bank Ltd. - China Mobile European Wts Apr 2010 B	2010/04/23	2010/04/30
17247	Macquarie Bank Ltd. - Bank of EA European Warrants Apr 2010	2010/04/23	2010/04/30
17460	CC Rabobank B.A. - Ch Mobile European Warrants Apr 2010 B	2010/04/23	2010/04/30
17828	Goldman Sachs SP (Asia) - HSI European Warrants Apr 2010	2010/04/23	2010/04/30
18664	J P Morgan SP BV - BEA European Warrants Apr 2010	2010/04/23	2010/04/30
18660	J P Morgan SP BV - BOC HK European Warrants Apr 2010	2010/04/23	2010/04/30
18661	J P Morgan SP BV - BYD European Warrants Apr 2010	2010/04/23	2010/04/30
18711	Goldman Sachs SP (Asia) - CM Bank European Wts Apr 2010	2010/04/23	2010/04/30
18762	Goldman Sachs SP (Asia) - HKEx European Warrants Apr 2010	2010/04/23	2010/04/30
18821	RB of Scotland N.V. - HKEx European Warrants Apr 2010	2010/04/23	2010/04/30
18804	BOCI Asia Ltd. - HSI European Warrants Apr 2010	2010/04/23	2010/04/30
18808	BOCI Asia Ltd. - HSI European Put Warrants Apr 2010	2010/04/23	2010/04/30
18818	Goldman Sachs SP (Asia) - HSI European Put Wts Apr 2010 A	2010/04/23	2010/04/30
18844	BNP Paribas Arbit Issu B.V. - HSI European Wts Apr 2010 A	2010/04/23	2010/04/30
18836	CC Rabobank B.A. - China EB Ltd European Warrants Apr 2010	2010/04/23	2010/04/30
18833	CC Rabobank B.A. - Sinopec Corp European Warrants Apr 2010	2010/04/23	2010/04/30
18862	Deutsche Bank AG - HSI European Put Warrants Apr 2010 A	2010/04/23	2010/04/30

## List of expired derivative warrants, 2010 (continued)

Code	Warrant	Last trading date	Delisted date
18888	UBS AG - HSI European Warrants Apr 2010	2010/04/23	2010/04/30
18915	Barclays Bank plc - HSI European Warrants Apr 2010 A	2010/04/23	2010/04/30
18916	Barclays Bank plc - HSI European Warrants Apr 2010 B	2010/04/23	2010/04/30
18917	Barclays Bank plc - HSI European Warrants Apr 2010 C	2010/04/23	2010/04/30
18918	Barclays Bank plc - HSI European Warrants Apr 2010 D	2010/04/23	2010/04/30
18919	Barclays Bank plc - HSI European Warrants Apr 2010 E	2010/04/23	2010/04/30
18937	Goldman Sachs SP (Asia) - HSI European Put Wts Apr 2010 B	2010/04/23	2010/04/30
18986	KBC Fin Products Int'l Ltd. - HSI Euro Put Wts Apr 2010 A	2010/04/23	2010/04/30
18971	CC Rabobank B.A. - Chi Res Land European Warrants Apr 2010	2010/04/23	2010/04/30
18972	CC Rabobank B.A. - HSI European Put Warrants Apr 2010	2010/04/23	2010/04/30
19001	Macquarie Bank Ltd. - Tencent European Put Warrants Apr 2010	2010/04/23	2010/04/30
19033	BNP Paribas Arbit Issu B.V. - HSI European Wts Apr 2010 B	2010/04/23	2010/04/30
19035	BNP Paribas Arbit Issu B.V. - HSI Euro Put Wts Apr 2010 C	2010/04/23	2010/04/30
19036	BNP Paribas Arbit Issu B.V. - HSI Euro Put Wts Apr 2010 D	2010/04/23	2010/04/30
19049	SGA Societe Generale Acceptance N.V. -HSCEI Eu Put Wt Apr 10	2010/04/23	2010/04/30
19074	KBC Fin Products Int'l Ltd. - HSI European Wts Apr 2010	2010/04/23	2010/04/30
19118	Deutsche Bank AG - HSI European Warrants Apr 2010 D	2010/04/23	2010/04/30
19121	Deutsche Bank AG - HSI European Warrants Apr 2010 E	2010/04/23	2010/04/30
19122	Deutsche Bank AG - HSI European Put Warrants Apr 2010 B	2010/04/23	2010/04/30
19123	Deutsche Bank AG - HSI European Put Warrants Apr 2010 C	2010/04/23	2010/04/30
19703	HK Bank - HSI European Put Warrants Apr 2010	2010/04/23	2010/04/30
19749	Merrill Lynch Int'l & Co. C.V. -HSI European Warrants Apr10A	2010/04/23	2010/04/30
19753	Merrill Lynch Int'l & Co. C.V. -HSI European Put Wts Apr 10C	2010/04/23	2010/04/30
19841	Deutsche Bank AG - HSI European Warrants Apr 2010 F	2010/04/23	2010/04/30
19842	Deutsche Bank AG - HSI European Warrants Apr 2010 G	2010/04/23	2010/04/30
19846	Deutsche Bank AG - HSI European Put Warrants Apr 2010 H	2010/04/23	2010/04/30
19847	Deutsche Bank AG - HSI European Put Warrants Apr 2010 I	2010/04/23	2010/04/30
19910	RB of Scotland N.V. - HSI European Warrants Apr 2010 A	2010/04/23	2010/04/30
20054	Macquarie Bank Ltd. - HSI European Warrants Apr 2010	2010/04/23	2010/04/30
20058	Macquarie Bank Ltd. - HSI European Put Warrants Apr 2010	2010/04/23	2010/04/30
20073	Macquarie Bank Ltd. - A50 China European Warrants Apr 2010 B	2010/04/23	2010/04/30
20146	Merrill Lynch Int'l & Co. C.V. -HSI European Warrants Apr10B	2010/04/23	2010/04/30
20150	Merrill Lynch Int'l & Co. C.V. -HSI European Put Wts Apr10D	2010/04/23	2010/04/30
20187	SGA Societe Generale Acceptance N.V. - HSI Eur Wt Apr 2010 A	2010/04/23	2010/04/30
20188	SGA Societe Generale Acceptance N.V. - HSI Eur Wt Apr 2010 B	2010/04/23	2010/04/30
20189	SGA Societe Generale Acceptance N.V. - HSI Eur Wt Apr 2010 C	2010/04/23	2010/04/30
20193	SGA Societe Generale Acceptance N.V. - HSI Eu Put Wt Apr 10D	2010/04/23	2010/04/30
20194	SGA Societe Generale Acceptance N.V. - HSI Eu Put Wt Apr 10E	2010/04/23	2010/04/30
20212	RB of Scotland N.V. - HSI European Put Warrants Apr 2010 C	2010/04/23	2010/04/30
20208	RB of Scotland N.V. - HSI European Warrants Apr 2010 B	2010/04/23	2010/04/30
20563	KBC Fin Products Int'l Ltd. - HSI Euro Put Wts Apr 2010 B	2010/04/23	2010/04/30
20781	RB of Scotland N.V. - HSI European Put Warrants Apr 2010 D	2010/04/23	2010/04/30
18707	RB of Scotland N.V. - BYD European Warrants Apr 2010	2010/04/26	2010/05/03
18684	BOCI Asia Ltd. - BYD European Warrants Apr 2010	2010/04/26	2010/05/03
18806	BOCI Asia Ltd. - HKEx European Put Warrants Apr 2010	2010/04/26	2010/05/03
19129	RB of Scotland N.V. - China Mobile European Wts Apr 2010 B	2010/04/26	2010/05/03
14617	Merrill Lynch Int'l & Co. C.V. - Ch Mobile Eur Wt May 2010	2010/04/27	2010/05/04
16776	KBC Fin Products Int'l Ltd. - HSBC European Wts May 2010 A	2010/04/27	2010/05/04
17088	KBC Fin Products Int'l Ltd. - PetroChina Euro Wts May 2010	2010/04/27	2010/05/04
17201	CC Rabobank B.A. - PetroChina European Warrants May 2010 A	2010/04/27	2010/05/04
17679	Citigroup Global Mkt H Inc. - BankComm European Wts May 2010	2010/04/27	2010/05/04
17686	Citigroup Global Mkt H Inc. - CNOOC European Wts May 2010	2010/04/27	2010/05/04
17847	UBS AG - Ping An European Warrants May 2010	2010/04/27	2010/05/04
17889	SGA Societe Generale Acceptance N.V.-Zijin Mining Eu Wt May10	2010/04/27	2010/05/04
17957	SGA Societe Generale Acceptance N.V. - Alibaba Eu Wts May10	2010/04/27	2010/05/04
18053	SGA Societe Generale Acceptance N.V. - Shenhua Eu Wt May 10	2010/04/27	2010/05/04
18121	SGA Societe Generale Acceptance N.V. - BOCOM Eur Wt May 2010	2010/04/27	2010/05/04
18122	SGA Societe Generale Acceptance N.V. - CRCC Eu Wt May 2010	2010/04/27	2010/05/04
18199	UBS AG - A50 China European Warrants May 2010 B	2010/04/27	2010/05/04
18244	KBC Fin Products Int'l Ltd. - Hutchison Euro Wts May 2010	2010/04/27	2010/05/04
18268	Deutsche Bank AG - HKEx European Warrants May 2010 B	2010/04/27	2010/05/04
18290	KBC Fin Products Int'l Ltd. - HKEx European Warrants May 10A	2010/04/27	2010/05/04
18515	SGA Societe Generale Acceptance N.V. - Tencent Eu Wt May10	2010/04/27	2010/05/04
18556	Credit Suisse - Zijin Mining European Warrants May 2010	2010/04/27	2010/05/04
18585	KBC Fin Products Int'l Ltd. - A50 Ch European Put Wts May10B	2010/04/27	2010/05/04
18697	Barclays Bank plc - China Mobile European Warrants May 2010A	2010/04/27	2010/05/04
18699	Barclays Bank plc - China Life European Warrants May 2010 A	2010/04/27	2010/05/04
18701	Barclays Bank plc - Sinopec Corp European Warrants May 2010	2010/04/27	2010/05/04
18736	SGA Societe Generale Acceptance N.V. - CTel Eu Wt May 2010 A	2010/04/27	2010/05/04
18772	Barclays Bank plc - ICBC European Warrants May 2010 A	2010/04/27	2010/05/04
18814	Barclays Bank plc - CC Bank European Warrants May 2010 A	2010/04/27	2010/05/04
18793	Merrill Lynch Int'l & Co. C.V. - JX Copper Euro Wts May 2010	2010/04/27	2010/05/04
18828	Barclays Bank plc - PetroChina European Warrants May 2010	2010/04/27	2010/05/04
18842	Deutsche Bank AG - Zijin Mining European Warrants May 2010 A	2010/04/27	2010/05/04
18894	BNP Paribas Arbit Issu B.V. - CNOOC European Wts May 2010	2010/04/27	2010/05/04
18905	Barclays Bank plc - China Life European Warrants May 2010 B	2010/04/27	2010/05/04
18906	Barclays Bank plc - China Life European Warrants May 2010 C	2010/04/27	2010/05/04
18959	SGA Societe Generale Acceptance N.V.-Alibaba Eu Put Wt May10	2010/04/27	2010/05/04
18962	SGA Societe Generale Acceptance N.V.-Ch COSCO Eu Put Wt May10	2010/04/27	2010/05/04
19063	KBC Fin Products Int'l Ltd. - Tencent Holdings Euro Wt May10	2010/04/27	2010/05/04
19083	RB of Scotland N.V. - BOCL European Warrants May 2010 A	2010/04/27	2010/05/04
19068	Deutsche Bank AG - Tencent Holdings European Warrants May 10	2010/04/27	2010/05/04
19125	Deutsche Bank AG - CM Bank European Warrants May 2010	2010/04/27	2010/05/04
19159	J P Morgan SP BV - BOCL European Warrants May 2010	2010/04/27	2010/05/04
19166	Merrill Lynch Int'l & Co. C.V. - BOCL European Put Wts May10	2010/04/27	2010/05/04
19168	Merrill Lynch Int'l & Co. C.V. - ICBC European Put Wts May10	2010/04/27	2010/05/04
19204	SGA Societe Generale Acceptance N.V.-A50 Ch Eu Put Wt May 10	2010/04/27	2010/05/04

## List of expired derivative warrants, 2010 (continued)

Code	Warrant	Last trading date	Delisted date
19536	Deutsche Bank AG - Sinopec Corp European Warrants May 2010 B	2010/04/27	2010/05/04
19547	Merrill Lynch Int'l & Co. C.V. - Sinopec Eu Put Wts May 2010	2010/04/27	2010/05/04
19632	KBC Fin Products Int'l Ltd. - CC Bank Euro Wts May 2010	2010/04/27	2010/05/04
19715	UBS AG - ICBC European Warrants May 2010	2010/04/27	2010/05/04
19761	Deutsche Bank AG - China Life European Warrants May 2010 C	2010/04/27	2010/05/04
19812	CC Rabobank B.A. - A50 China European Put Warrants May 2010	2010/04/27	2010/05/04
19863	J P Morgan SP BV - HKEx European Warrants May 2010 B	2010/04/27	2010/05/04
19877	UBS AG - CC Bank European Warrants May 2010 A	2010/04/27	2010/05/04
19890	Credit Suisse AG - CC Bank European Warrants May 2010 A	2010/04/27	2010/05/04
19891	Credit Suisse AG - ICBC European Warrants May 2010 A	2010/04/27	2010/05/04
19934	Barclays Bank plc - A50 China European Put Warrants May 2010	2010/04/27	2010/05/04
19989	Barclays Bank plc - Jiangxi Copper European Warrants May 10	2010/04/27	2010/05/04
20112	J P Morgan SP BV - BYD European Warrants May 2010 B	2010/04/27	2010/05/04
20210	RB of Scotland N.V. - CC Bank European Warrants May 2010	2010/04/27	2010/05/04
20257	Deutsche Bank AG - Bank of EA European Warrants May 2010	2010/04/27	2010/05/04
20374	Credit Suisse AG - Jiangxi Copper European Wts May 2010 B	2010/04/27	2010/05/04
20597	KBC Fin Products Int'l Ltd. - China Life Euro Wts May 2010 D	2010/04/27	2010/05/04
20790	Credit Suisse AG - ICBC European Warrants May 2010 C	2010/04/27	2010/05/04
20801	Merrill Lynch Int'l & Co. C.V. - Ch Telecom Eur Wt May 2010B	2010/04/27	2010/05/04
18743	BNP Paribas Arbit Issu B.V. - HSBC European Wts May 2010	2010/04/28	2010/05/05
18741	BNP Paribas Arbit Issu B.V. - ICBC European Wts May 2010 A	2010/04/28	2010/05/05
18819	BNP Paribas Arbit Issu B.V. - CC Bank Euro Wts May 2010	2010/04/28	2010/05/05
18820	BNP Paribas Arbit Issu B.V. - ICBC European Wts May 2010 B	2010/04/28	2010/05/05
18958	Macquarie Bank Ltd. - ICBC European Put Warrants May 2010	2010/04/28	2010/05/05
19040	BNP Paribas Arbit Issu B.V. - HKEx European Put Wts May 2010	2010/04/28	2010/05/05
19057	BNP Paribas Arbit Issu B.V. - BOCL European Wts May 2010	2010/04/28	2010/05/05
19047	BNP Paribas Arbit Issu B.V. - Ch Mobile Euro Wts May 2010	2010/04/28	2010/05/05
19108	Macquarie Bank Ltd. - CC Bank European Warrants May 2010 A	2010/04/28	2010/05/05
19131	Macquarie Bank Ltd. - Sinopec Corp Euro Put Wts May 2010	2010/04/28	2010/05/05
19162	Merrill Lynch Int'l & Co. C.V. - BOCL European Wts May 2010	2010/04/28	2010/05/05
19210	KBC Fin Products Int'l Ltd. - BOCL European Wts May 2010 A	2010/04/28	2010/05/05
19212	KBC Fin Products Int'l Ltd. - CC Bank Euro Put Wts May 2010	2010/04/28	2010/05/05
19213	KBC Fin Products Int'l Ltd. - China Life Eur Put Wt May 10B	2010/04/28	2010/05/05
19697	Macquarie Bank Ltd. - BOCL European Warrants May 2010	2010/04/28	2010/05/05
19929	Barclays Bank plc - ICBC European Warrants May 2010 C	2010/04/28	2010/05/05
20006	Credit Suisse AG - Jiangxi Copper European Wts May 2010 A	2010/04/28	2010/05/05
20977	Goldman Sachs SP (Asia) - BOCL European Warrants May 2010	2010/04/28	2010/05/05
17884	SGA Societe Generale Acceptance N.V. - A50 Ch Eu Wt May 2010	2010/04/29	2010/05/06
18058	SGA Societe Generale Acceptance N.V. - JIANG Eu Wts May 10A	2010/04/29	2010/05/06
18161	Credit Suisse - A50 China European Warrants May 2010 A	2010/04/29	2010/05/06
18754	SGA Societe Generale Acceptance N.V.-Angang Steel Eu Wt May10	2010/04/29	2010/05/06
18755	SGA Societe Generale Acceptance N.V.-China EB Ltd Eu Wt May10	2010/04/29	2010/05/06
18756	SGA Societe Generale Acceptance N.V.-Country Gdn Eu Wt May10	2010/04/29	2010/05/06
19105	SGA Societe Generale Acceptance N.V. - JIANG Eu Put Wt May10	2010/04/29	2010/05/06
19098	SGA Societe Generale Acceptance N.V. - Lenovo Eur Wts May 10	2010/04/29	2010/05/06
19200	SGA Societe Generale Acceptance N.V. - CP&CC Eu Put Wt May10	2010/04/29	2010/05/06
19202	SGA Societe Generale Acceptance N.V. - ICBC Eu Wt May 2010 A	2010/04/29	2010/05/06
19236	KBC Fin Products Int'l Ltd. - ICBC European Wts May 2010 A	2010/04/29	2010/05/06
20909	Macquarie Bank Ltd. - CC Bank European Warrants May 2010 B	2010/04/29	2010/05/06
17458	HK Bank - Zijin Mining European Warrants May 2010	2010/04/30	2010/05/07
18154	Macquarie Bank Ltd. - Nine Dragons European Wts May 2010 A	2010/04/30	2010/05/07
18787	Citigroup Global Mkt H Inc. - Zijin Mining Euro Wts May10	2010/04/30	2010/05/07
20756	Merrill Lynch Int'l & Co. C.V. - ICBC European Wts May 2010B	2010/05/03	2010/05/10
17006	Deutsche Bank AG - HSBC European Warrants May 2010 A	2010/05/04	2010/05/11
17041	Merrill Lynch Int'l & Co. C.V.-Ch Overseas Eur Put Wts May10	2010/05/04	2010/05/11
17043	Merrill Lynch Int'l & Co. C.V. - HKEx Euro Wts May 2010 A	2010/05/04	2010/05/11
17230	Deutsche Bank AG - HKEx European Warrants May 2010 A	2010/05/04	2010/05/11
17685	Citigroup Global Mkt H Inc. - China Tel Euro Wts May 2010	2010/05/04	2010/05/11
17845	UBS AG - HKEx European Warrants May 2010	2010/05/04	2010/05/11
18139	KBC Fin Products Int'l Ltd. - China Life Eur Put Wt May 10 A	2010/05/04	2010/05/11
18313	UBS AG - Agile Ppt European Warrants May 2010	2010/05/04	2010/05/11
18387	Deutsche Bank AG - China Life European Warrants May 2010 A	2010/05/04	2010/05/11
18429	Deutsche Bank AG - China Life European Warrants May 2010 B	2010/05/04	2010/05/11
18522	KBC Fin Products Int'l Ltd. - HKEx European Warrants May10B	2010/05/04	2010/05/11
18722	Deutsche Bank AG - ICBC European Warrants May 2010 A	2010/05/04	2010/05/11
10908	Deutsche Bank AG - Gold European Warrants May 2010 A	2010/05/04	2010/05/11
18737	SGA Societe Generale Acceptance N.V. - CTel Eu Wt May 2010 B	2010/05/04	2010/05/11
18740	UBS AG - BYD European Warrants May 2010 A	2010/05/04	2010/05/11
18797	Merrill Lynch Int'l & Co. C.V. - JX Copper Euro Put Wt May10	2010/05/04	2010/05/11
10912	Deutsche Bank AG - AUD/USD European Warrants May 2010	2010/05/04	2010/05/11
10917	SGA Societe Generale Acceptance N.V. - AUD/USD Eur Wt May 10	2010/05/04	2010/05/11
10921	SGA Societe Generale Acceptance N.V.-AUD/USD Eu Put Wt May 10	2010/05/04	2010/05/11
19164	Merrill Lynch Int'l & Co. C.V. - ICBC European Wts May 2010A	2010/05/04	2010/05/11
19197	SGA Societe Generale Acceptance N.V.-Chi COSCO Euro Wt May 10	2010/05/04	2010/05/11
19252	SGA Societe Generale Acceptance N.V. - Ch Mob Eu Wt May 10B	2010/05/04	2010/05/11
19275	KBC Fin Products Int'l Ltd. - BYD European Warrants May 10 A	2010/05/04	2010/05/11
19276	KBC Fin Products Int'l Ltd. - BYD European Warrants May 10 B	2010/05/04	2010/05/11
19277	KBC Fin Products Int'l Ltd. - BYD European Warrants May 10 C	2010/05/04	2010/05/11
19279	KBC Fin Products Int'l Ltd. - China Tel Euro Wts May 2010 A	2010/05/04	2010/05/11
19280	KBC Fin Products Int'l Ltd. - China Tel Euro Wts May 2010 B	2010/05/04	2010/05/11
19527	RB of Scotland N.V. - China Life European Wts May 2010 A	2010/05/04	2010/05/11
19695	BNP Paribas Arbit Issu B.V.-BankComm European Warrants May10	2010/05/04	2010/05/11
19789	Deutsche Bank AG - China Telecom European Wts May 2010	2010/05/04	2010/05/11
19790	Deutsche Bank AG - HKEx European Warrants May 2010 C	2010/05/04	2010/05/11
19888	Credit Suisse AG - HKEx European Warrants May 2010	2010/05/04	2010/05/11
20005	Credit Suisse AG - HSBC European Wts May 2010 A	2010/05/04	2010/05/11
20064	Credit Suisse AG - ICBC European Warrants May 2010 B	2010/05/04	2010/05/11

## List of expired derivative warrants, 2010 (continued)

Code	Warrant	Last trading date	Delisted date
20134	KBC Fin Products Int'l Ltd. - BOCL European Wts May 2010 C	2010/05/04	2010/05/11
20358	Deutsche Bank AG - ICBC European Warrants May 2010 B	2010/05/04	2010/05/11
20486	Deutsche Bank AG - ICBC European Warrants May 2010 C	2010/05/04	2010/05/11
20520	KBC Fin Products Int'l Ltd. - HSBC European Wts May 2010 C	2010/05/04	2010/05/11
20598	KBC Fin Products Int'l Ltd. - China Life Euro Wts May 2010 E	2010/05/04	2010/05/11
20654	SGA Societe Generale Acceptance N.V. - ICBC Eu Put Wt May 10	2010/05/04	2010/05/11
20755	Merrill Lynch Int'l & Co. C.V. - China Life Eu Wt May 2010 C	2010/05/04	2010/05/11
20799	Merrill Lynch Int'l & Co. C.V. - Sinopec Euro Wts May 2010	2010/05/04	2010/05/11
18558	Deutsche Bank AG - BYD European Warrants May 2010 A	2010/05/05	2010/05/12
18946	Citigroup Global Mkt H Inc. - BYD European Warrants May 2010	2010/05/05	2010/05/12
19066	Deutsche Bank AG - BYD European Warrants May 2010 C	2010/05/05	2010/05/12
10923	Deutsche Bank AG - Gold European Warrants May 2010 B	2010/05/05	2010/05/12
19314	BNP Paribas Arbit Issu B.V. - Jiangxi Copper Eu Wts May 2010	2010/05/05	2010/05/12
20341	Nomura Int'l plc - CC Bank European Warrants May 2010	2010/05/05	2010/05/12
17974	SGA Societe Generale Acceptance N.V.-Yanzhou Coal Eu Wt May10	2010/05/06	2010/05/13
19120	BNP Paribas Arbit Issu B.V. - A50 China Euro Put Wts May 10	2010/05/06	2010/05/13
19296	SGA Societe Generale Acceptance N.V. - CLife Eu Wt May 2010B	2010/05/06	2010/05/13
13703	HK Bank - SinoTrans Ship European Warrants May 2010	2010/05/10	2010/05/17
18334	CC Rabobank B.A. - China Mengniu European Warrants May 2010	2010/05/10	2010/05/17
18609	KBC Fin Products Int'l Ltd. - China Life Euro Wts May 2010 C	2010/05/10	2010/05/17
16875	Merrill Lynch Int'l & Co. C.V. - HKEx Eur Put Wts May 2010	2010/05/11	2010/05/18
17139	Deutsche Bank AG - HKEx European Put Warrants May 2010	2010/05/11	2010/05/18
17965	SGA Societe Generale Acceptance N.V. - R&F Ppt Eu Wts May10	2010/05/11	2010/05/18
18554	Deutsche Bank AG - China Cosco European Warrants May 2010	2010/05/11	2010/05/18
18738	SGA Societe Generale Acceptance N.V. - CTEL Eu Wt May 2010 C	2010/05/11	2010/05/18
18752	Merrill Lynch Int'l & Co. C.V.-Ch Telecom Eur Put Wts May 10	2010/05/11	2010/05/18
19092	Merrill Lynch Int'l & Co. C.V. - HSBC Euro Wts May 2010 A	2010/05/11	2010/05/18
19138	Merrill Lynch Int'l & Co. C.V. - CITBK European Wts May10	2010/05/11	2010/05/18
19167	Merrill Lynch Int'l & Co. C.V. - CM Bank Euro Put Wts May 10	2010/05/11	2010/05/18
19251	SGA Societe Generale Acceptance N.V. - Ch Mob Eu Wt May 10A	2010/05/11	2010/05/18
19316	Deutsche Bank AG - CC Bank European Warrants May 2010 A	2010/05/11	2010/05/18
19320	Deutsche Bank AG - CC Bank European Put Warrants May 2010	2010/05/11	2010/05/18
19317	Deutsche Bank AG - Sinopec Corp European Warrants May 2010 A	2010/05/11	2010/05/18
19332	Deutsche Bank AG - BOCL European Warrants May 2010	2010/05/11	2010/05/18
19611	UBS AG - BYD European Warrants May 2010 B	2010/05/11	2010/05/18
19762	Deutsche Bank AG - China Life European Warrants May 2010 D	2010/05/11	2010/05/18
19826	J P Morgan SP BV - Zijin Mining European Warrants May 2010 B	2010/05/11	2010/05/18
20004	Credit Suisse AG - Tencent Holdings European Wts May 2010	2010/05/11	2010/05/18
20062	Credit Suisse AG - CC Bank European Warrants May 2010 B	2010/05/11	2010/05/18
20372	Credit Suisse AG - China COSCO European Warrants May 2010	2010/05/11	2010/05/18
20435	SGA Societe Generale Acceptance N.V. - ICBC Eu Wt May 2010 B	2010/05/11	2010/05/18
20783	Credit Suisse AG - CITIC Bank European Warrants May 2010	2010/05/11	2010/05/18
18216	KBC Fin Products Int'l Ltd. - Ch Mobile Eu Put Wt May 2010	2010/05/12	2010/05/19
19006	J P Morgan SP BV - BYD European Warrants May 2010 A	2010/05/12	2010/05/19
19237	KBC Fin Products Int'l Ltd. - ICBC European Wts May 2010 B	2010/05/12	2010/05/19
19389	KBC Fin Products Int'l Ltd. - HSBC European Wts May 2010 B	2010/05/12	2010/05/19
20633	KBC Fin Products Int'l Ltd. - Jiangxi Copper Eu Wts May10	2010/05/12	2010/05/19
17968	SGA Societe Generale Acceptance NV-New World Dev Eu Wt May10	2010/05/13	2010/05/20
18059	SGA Societe Generale Acceptance N.V. - JIANG Eu Wts May 10B	2010/05/13	2010/05/20
18561	SGA Societe Generale Acceptance N.V. - BYD Euro Wts May10 A	2010/05/13	2010/05/20
18960	SGA Societe Generale Acceptance N.V. - BYD Euro Wts May 10B	2010/05/13	2010/05/20
19434	KBC Fin Products Int'l Ltd. - BOCL Euro Put Wts May 2010 D	2010/05/13	2010/05/20
19430	KBC Fin Products Int'l Ltd. - BOCL European Wts May 2010 B	2010/05/13	2010/05/20
22697	BOCI Asia Ltd. - PetroChina European Warrants May 2011	2010/05/19	2010/05/20
16751	CC Rabobank B.A. - HKEx European Put Warrants May 2010	2010/05/14	2010/05/24
19238	KBC Fin Products Int'l Ltd. - A50 Ch Euro Wts May 2010	2010/05/14	2010/05/24
19245	BOCI Asia Ltd. - Yuexiu Property European Warrants May 2010	2010/05/14	2010/05/24
19246	BOCI Asia Ltd. - Shui On Land European Warrants May 2010	2010/05/14	2010/05/24
19244	BOCI Asia Ltd. - Tracker Fund European Warrants May 2010	2010/05/14	2010/05/24
19248	BOCI Asia Ltd. - Tracker Fund European Put Warrants May 2010	2010/05/14	2010/05/24
19282	BOCI Asia Ltd. - Renhe Comm European Warrants May 2010	2010/05/14	2010/05/24
19455	Citigroup Global Mkt H Inc. - BOCL European Wts May 2010	2010/05/14	2010/05/24
19458	Citigroup Global Mkt H Inc. - CC Bank European Wts May 2010	2010/05/14	2010/05/24
19459	Citigroup Global Mkt H Inc. - China Life Euro Wts May 2010	2010/05/14	2010/05/24
19862	J P Morgan SP BV - HKEx European Warrants May 2010 A	2010/05/14	2010/05/24
16753	CC Rabobank B.A. - HSBC European Put Warrants May 2010 A	2010/05/17	2010/05/25
16894	Merrill Lynch Int'l & Co. C.V. - HS Bank Euro Put Wts May 10	2010/05/17	2010/05/25
17099	Merrill Lynch Int'l & Co. C.V. - CNOOC Euro Put Wts May 10 A	2010/05/17	2010/05/25
18155	Macquarie Bank Ltd. - Sino Land European Warrants May 2010	2010/05/17	2010/05/25
18339	KBC Fin Products Int'l Ltd. - A50 Ch European Put Wts May10A	2010/05/17	2010/05/25
18514	SGA Societe Generale Acceptance N.V. - CITBK Euro Wts May10A	2010/05/17	2010/05/25
18605	CC Rabobank B.A. - Zijin Mining European Warrants May 2010	2010/05/17	2010/05/25
18748	Merrill Lynch Int'l & Co. C.V. - Ch Telecom Eur Wt May 2010A	2010/05/17	2010/05/25
18799	Merrill Lynch Int'l & Co. C.V. - HKEx Euro Wts May 2010 B	2010/05/17	2010/05/25
19147	J P Morgan SP BV - R&F Ppt European Warrants May 2010	2010/05/17	2010/05/25
19169	UBS AG - Tencent Holdings European Warrants May 2010 B	2010/05/17	2010/05/25
19295	SGA Societe Generale Acceptance N.V. - CLife Eu Wt May 2010A	2010/05/17	2010/05/25
19348	UBS AG - China Shenhua European Warrants May 2010	2010/05/17	2010/05/25
19483	RB of Scotland N.V. - BOCL European Warrants May 2010 B	2010/05/17	2010/05/25
19586	SGA Societe Generale Acceptance N.V. - CITBK Euro Wt May10B	2010/05/17	2010/05/25
19767	Deutsche Bank AG - A50 China European Warrants May 2010	2010/05/17	2010/05/25
19770	SGA Societe Generale Acceptance N.V. - CCB Eur Wt May 2010 A	2010/05/17	2010/05/25
19814	RB of Scotland N.V. - China Life European Wts May 2010 B	2010/05/17	2010/05/25
19848	Merrill Lynch Int'l & Co. C.V. - HSBC Euro Wts May 2010 B	2010/05/17	2010/05/25
19878	UBS AG - CC Bank European Warrants May 2010 B	2010/05/17	2010/05/25
19881	UBS AG - China Life European Warrants May 2010 C	2010/05/17	2010/05/25
19983	Credit Suisse AG - A50 China European Warrants May 2010 B	2010/05/17	2010/05/25

## List of expired derivative warrants, 2010 (continued)

Code	Warrant	Last trading date	Delisted date
20209	RB of Scotland N.V. - A50 China European Warrants May 2010	2010/05/17	2010/05/25
20248	UBS AG - Hutchison European Warrants May 2010	2010/05/17	2010/05/25
20630	SGA Societe Generale Acceptance N.V. - ICBC Eu Wt May 2010 C	2010/05/17	2010/05/25
20745	HK Bank - PetroChina European Warrants May 2010	2010/05/17	2010/05/25
18706	Deutsche Bank AG - BYD European Warrants May 2010 B	2010/05/18	2010/05/26
18989	RB of Scotland N.V. - Tencent Holdings European Wts May 2010	2010/05/18	2010/05/26
19491	Deutsche Bank AG - CC Bank European Warrants May 2010 B	2010/05/18	2010/05/26
19494	Deutsche Bank AG - Zijin Mining European Warrants May 2010B	2010/05/18	2010/05/26
19513	RB of Scotland N.V. - BYD European Warrants May 2010	2010/05/18	2010/05/26
19519	Macquarie Bank Ltd. - Nine Dragons European Wts May 2010 B	2010/05/18	2010/05/26
20859	KBC Fin Products Int'l Ltd. - BOCL Euro Put Wts May 2010 E	2010/05/18	2010/05/26
20865	KBC Fin Products Int'l Ltd. - HSBC Euro Put Wts May 2010	2010/05/18	2010/05/26
16932	Standard Bank PLC - CNOOC European Put Warrants May 2010	2010/05/19	2010/05/27
17581	CC Rabobank B.A. - CNOOC European Put Warrants May 2010	2010/05/19	2010/05/27
17784	J P Morgan SP BV - CHALCO European Warrants May 2010	2010/05/19	2010/05/27
17972	SGA Societe Generale Acceptance N.V.-Sino Land Eu Wt May10	2010/05/19	2010/05/27
18560	SGA Societe Generale Acceptance N.V. - CHALCO Eu Wt May 2010	2010/05/19	2010/05/27
20993	Macquarie Bank Ltd. - China Life European Wts May 2010	2010/05/19	2010/05/27
19383	BOCI Asia Ltd. - Tencent Holdings European Warrants May 2010	2010/05/20	2010/05/28
19533	HK Bank - China Mobile European Warrants May 2010	2010/05/20	2010/05/28
20490	HK Bank - CC Bank European Warrants May 2010	2010/05/20	2010/05/28
16431	Macquarie Bank Ltd. - Cathay Pacific European Wts May 2010	2010/05/24	2010/05/31
16791	Macquarie Bank Ltd. - China COSCO European Warrants May 2010	2010/05/24	2010/05/31
16871	Merrill Lynch Int'l & Co. C.V. - China Life Eu Wt May 2010 A	2010/05/24	2010/05/31
17276	CC Rabobank B.A. - HKEx European Warrants May 2010	2010/05/24	2010/05/31
17391	Macquarie Bank Ltd. - Zijin Mining European Wts May 2010	2010/05/24	2010/05/31
18064	Macquarie Bank Ltd. - A50 China European Warrants May 2010 A	2010/05/24	2010/05/31
18177	Macquarie Bank Ltd. - Hysan Dev European Warrants May 2010	2010/05/24	2010/05/31
18443	Macquarie Bank Ltd. - R&F Ppt European Warrants May 2010	2010/05/24	2010/05/31
18523	Merrill Lynch Int'l & Co. C.V. -HSI European Put Wts May 10A	2010/05/24	2010/05/31
18663	J P Morgan SP BV - New World Dev European Warrants May 2010	2010/05/24	2010/05/31
18712	Barclays Bank plc - HSI European Put Warrants May 2010 F	2010/05/24	2010/05/31
18835	CC Rabobank B.A. - Tencent Holdings European Wts May 2010	2010/05/24	2010/05/31
18872	Macquarie Bank Ltd. - PetroChina European Wts May 2010	2010/05/24	2010/05/31
18900	J P Morgan SP BV - Zijin Mining European Warrants May 2010 A	2010/05/24	2010/05/31
18920	Barclays Bank plc - HSI European Warrants May 2010 A	2010/05/24	2010/05/31
18921	Barclays Bank plc - HSI European Warrants May 2010 B	2010/05/24	2010/05/31
18922	Barclays Bank plc - HSI European Warrants May 2010 C	2010/05/24	2010/05/31
18923	Barclays Bank plc - HSI European Warrants May 2010 D	2010/05/24	2010/05/31
18924	Barclays Bank plc - HSI European Warrants May 2010 E	2010/05/24	2010/05/31
19034	BNP Paribas Arbit Issu B.V. - HSI European Wts May 2010	2010/05/24	2010/05/31
19071	J P Morgan SP BV - Tencent European Warrants May 2010	2010/05/24	2010/05/31
19116	BNP Paribas Arbit Issu B.V. - China Life Euro Wts May 2010	2010/05/24	2010/05/31
19172	RB of Scotland N.V. - HSI European Put Warrants May 2010	2010/05/24	2010/05/31
19156	HK Bank -BYD European Warrants May 2010	2010/05/24	2010/05/31
19240	KBC Fin Products Int'l Ltd. - HSI European Wts May 2010 A	2010/05/24	2010/05/31
19247	BOCI Asia Ltd. - HSI European Warrants May 2010	2010/05/24	2010/05/31
19261	BNP Paribas Arbit Issu B.V. - HSI Euro Put Wts May 2010 A	2010/05/24	2010/05/31
19266	CC Rabobank B.A. - Ch Mobile European Warrants May 2010	2010/05/24	2010/05/31
19265	CC Rabobank B.A. - CC Bank European Warrants May 2010	2010/05/24	2010/05/31
19267	CC Rabobank B.A. - HSBC European Warrants May 2010	2010/05/24	2010/05/31
19274	CC Rabobank B.A. - HSBC European Put Warrants May 2010 B	2010/05/24	2010/05/31
19271	CC Rabobank B.A. - ICBC European Warrants May 2010	2010/05/24	2010/05/31
19272	CC Rabobank B.A. - PetroChina European Warrants May 2010 B	2010/05/24	2010/05/31
19303	CC Rabobank B.A. - HSI European Put Warrants May 2010 C	2010/05/24	2010/05/31
19297	CC Rabobank B.A. - HSI European Warrants May 2010 A	2010/05/24	2010/05/31
19298	CC Rabobank B.A. - HSI European Warrants May 2010 B	2010/05/24	2010/05/31
19377	Deutsche Bank AG - HSI European Put Warrants May 2010 A	2010/05/24	2010/05/31
19378	Deutsche Bank AG - HSI European Put Warrants May 2010 B	2010/05/24	2010/05/31
19359	CC Rabobank B.A. - BOCL European Warrants May 2010	2010/05/24	2010/05/31
19364	CC Rabobank B.A. - China Mer Hold European Warrants May 2010	2010/05/24	2010/05/31
19361	CC Rabobank B.A. - China Coal European Warrants May 2010	2010/05/24	2010/05/31
19362	CC Rabobank B.A. - China Life European Warrants May 2010 A	2010/05/24	2010/05/31
19366	CC Rabobank B.A. - Chi Res Land European Warrants May 2010	2010/05/24	2010/05/31
19365	CC Rabobank B.A. - China Shenhua European Warrants May 2010	2010/05/24	2010/05/31
19384	Deutsche Bank AG - HSI European Warrants May 2010 C	2010/05/24	2010/05/31
19385	Deutsche Bank AG - HSI European Warrants May 2010 D	2010/05/24	2010/05/31
19398	Deutsche Bank AG - HSI European Put Warrants May 2010 E	2010/05/24	2010/05/31
19393	KBC Fin Products Int'l Ltd. - HSI European Wts May 2010 B	2010/05/24	2010/05/31
19394	KBC Fin Products Int'l Ltd. - HSI European Wts May 2010 C	2010/05/24	2010/05/31
19395	KBC Fin Products Int'l Ltd. - HSI European Wts May 2010 D	2010/05/24	2010/05/31
19468	HK Bank - CITIC Bank European Warrants May 2010	2010/05/24	2010/05/31
19440	SGA Societe Generale Acceptance N.V. - HSCEI Eu Wt May 2010A	2010/05/24	2010/05/31
19441	SGA Societe Generale Acceptance N.V. - HSCEI Eu Wt May 2010B	2010/05/24	2010/05/31
19444	SGA Societe Generale Acceptance N.V. -HSCEI Eu Put Wt May10C	2010/05/24	2010/05/31
19445	SGA Societe Generale Acceptance N.V. -HSCEI Eu Put Wt May10D	2010/05/24	2010/05/31
19435	SGA Societe Generale Acceptance N.V. - HSI Eur Wt May 2010 A	2010/05/24	2010/05/31
19436	SGA Societe Generale Acceptance N.V. - HSI Eur Wt May 2010 B	2010/05/24	2010/05/31
19442	SGA Societe Generale Acceptance N.V. - HSI Eu Put Wt May10C	2010/05/24	2010/05/31
19443	SGA Societe Generale Acceptance N.V. - HSI Eu Put Wt May10D	2010/05/24	2010/05/31
19492	Deutsche Bank AG - HSI European Warrants May 2010 F	2010/05/24	2010/05/31
19489	Goldman Sachs SP (Asia) - HSI European Put Wts May 2010 C	2010/05/24	2010/05/31
19481	KBC Fin Products Int'l Ltd. - HSI European Wts May 2010 E	2010/05/24	2010/05/31
19485	KBC Fin Products Int'l Ltd. - HSI Euro Put Wts May 2010 F	2010/05/24	2010/05/31
19486	KBC Fin Products Int'l Ltd. - HSI Euro Put Wts May 2010 G	2010/05/24	2010/05/31
19502	HK Bank - ICBC European Warrants May 2010	2010/05/24	2010/05/31
19505	Macquarie Bank Ltd. - HSI European Put Warrants May 2010 A	2010/05/24	2010/05/31



## List of expired derivative warrants, 2010 (continued)

Code	Warrant	Last trading date	Delisted date
19549	HK Bank - HSI European Warrants May 2010 A	2010/05/24	2010/05/31
19550	HK Bank - HSI European Warrants May 2010 B	2010/05/24	2010/05/31
19551	HK Bank - HSI European Warrants May 2010 C	2010/05/24	2010/05/31
19555	HK Bank - HSI European Put Warrants May 2010 D	2010/05/24	2010/05/31
19556	HK Bank - HSI European Put Warrants May 2010 E	2010/05/24	2010/05/31
19684	KBC Fin Products Int'l Ltd. - HSI Euro Put Wts May 2010 H	2010/05/24	2010/05/31
19750	Merrill Lynch Int'l & Co. C.V. -HSI European Warrants May10C	2010/05/24	2010/05/31
19754	Merrill Lynch Int'l & Co. C.V. -HSI European Put Wts May 10B	2010/05/24	2010/05/31
19830	Macquarie Bank Ltd. - HSI European Warrants May 2010	2010/05/24	2010/05/31
19834	Macquarie Bank Ltd. - HSI European Put Warrants May 2010 B	2010/05/24	2010/05/31
19884	Goldman Sachs SP (Asia) - HSI European Warrants May 2010 A	2010/05/24	2010/05/31
19885	Goldman Sachs SP (Asia) - HSI European Warrants May 2010 B	2010/05/24	2010/05/31
19875	UBS AG - BOCL European Warrants May 2010	2010/05/24	2010/05/31
19925	Barclays Bank plc - China Mobile European Warrants May 2010B	2010/05/24	2010/05/31
19922	Merrill Lynch Int'l & Co. C.V. -HSI European Warrants May10D	2010/05/24	2010/05/31
19940	Merrill Lynch Int'l & Co. C.V. -HSI European Warrants May10E	2010/05/24	2010/05/31
19944	Merrill Lynch Int'l & Co. C.V. -HSI European Put Wts May10F	2010/05/24	2010/05/31
19945	Merrill Lynch Int'l & Co. C.V. -HSI European Put Wts May10G	2010/05/24	2010/05/31
20082	Macquarie Bank Ltd. - A50 China European Warrants May 2010 B	2010/05/24	2010/05/31
20098	UBS AG - HSI European Warrants May 2010 A	2010/05/24	2010/05/31
20192	SGA Societe Generale Acceptance N.V. - HSI Eu Put Wt May 10E	2010/05/24	2010/05/31
20196	J P Morgan SP BV - HSBC European Put Warrants May 2010	2010/05/24	2010/05/31
20313	Deutsche Bank AG - China Shenhua European Warrants May 2010	2010/05/24	2010/05/31
20312	Goldman Sachs SP (Asia) - China Shenhua Euro Wts May 2010	2010/05/24	2010/05/31
20329	Nomura Int'l plc - China Life European Warrants May 2010	2010/05/24	2010/05/31
20375	Credit Suisse AG - HSI European Warrants May 2010 A	2010/05/24	2010/05/31
20388	HK Bank - China Overseas European Warrants May 2010	2010/05/24	2010/05/31
20564	KBC Fin Products Int'l Ltd. - HSI Euro Put Wts May 2010 I	2010/05/24	2010/05/31
20565	KBC Fin Products Int'l Ltd. - HSI Euro Put Wts May 2010 J	2010/05/24	2010/05/31
20591	Barclays Bank plc - HSI European Put Warrants May 2010 G	2010/05/24	2010/05/31
20592	Barclays Bank plc - HSI European Put Warrants May 2010 H	2010/05/24	2010/05/31
20647	Deutsche Bank AG - HSI European Warrants May 2010 G	2010/05/24	2010/05/31
20696	Credit Suisse AG - HSI European Warrants May 2010 B	2010/05/24	2010/05/31
20721	Deutsche Bank AG - HSI European Put Warrants May 2010 H	2010/05/24	2010/05/31
20726	KBC Fin Products Int'l Ltd. - HSI Euro Put Wts May 2010 K	2010/05/24	2010/05/31
20684	UBS AG - HSI European Warrants May 2010 B	2010/05/24	2010/05/31
20804	CC Rabobank B.A. - China Life European Warrants May 2010 B	2010/05/24	2010/05/31
20857	RB of Scotland N.V. - HSI European Warrants May 2010	2010/05/24	2010/05/31
20854	BNP Paribas Arbit Issu B.V. - HSI Euro Put Wts May 2010 B	2010/05/24	2010/05/31
20871	Credit Suisse AG - HSI European Put Warrants May 2010	2010/05/24	2010/05/31
20866	Credit Suisse AG - HSI European Warrants May 2010 C	2010/05/24	2010/05/31
20923	Deutsche Bank AG - HSI European Put Warrants May 2010 I	2010/05/24	2010/05/31
20918	UBS AG - HSI European Put Warrants May 2010	2010/05/24	2010/05/31
20958	Barclays Bank plc - HSI European Put Warrants May 2010 I	2010/05/24	2010/05/31
20979	Goldman Sachs SP (Asia) - China Mobile Euro Wts May 2010	2010/05/24	2010/05/31
21022	Goldman Sachs SP (Asia) - HSI European Put Wts May 2010 D	2010/05/24	2010/05/31
21023	Goldman Sachs SP (Asia) - HSI European Put Wts May 2010 E	2010/05/24	2010/05/31
21005	CC Rabobank B.A. - HSI European Put Warrants May 2010 D	2010/05/24	2010/05/31
20985	SGA Societe Generale Acceptance N.V. - HSI Eur Wt May 2010 F	2010/05/24	2010/05/31
20987	SGA Societe Generale Acceptance N.V. - HSI Eu Put Wt May 10G	2010/05/24	2010/05/31
20988	SGA Societe Generale Acceptance N.V. - HSI Eu Put Wt May 10H	2010/05/24	2010/05/31
21033	BNP Paribas Arbit Issu B.V. - HSI Euro Put Wts May 2010 C	2010/05/24	2010/05/31
21297	Goldman Sachs SP (Asia) - China Life Euro Wts May 2010	2010/05/24	2010/05/31
21353	Goldman Sachs SP (Asia) - HSI European Put Wts May 2010 F	2010/05/24	2010/05/31
21354	Goldman Sachs SP (Asia) - HSI European Put Wts May 2010 G	2010/05/24	2010/05/31
17202	Deutsche Bank AG - SHK Ppt European Warrants May 2010	2010/05/25	2010/06/01
17549	Citigroup Global Mkt H Inc. - A50 China European Wts May10	2010/05/25	2010/06/01
17554	Citigroup Global Mkt H Inc. - A50 China Eur Put Wts May10	2010/05/25	2010/06/01
17638	UBS AG - A50 China European Warrants May 2010 A	2010/05/25	2010/06/01
17694	BNP Paribas Arbit Issu B.V. - CRCC European Wts May 2010	2010/05/25	2010/06/01
17849	UBS AG - Zijin Mining European Warrants May 2010	2010/05/25	2010/06/01
17888	SGA Societe Generale Acceptance N.V. - SHK P Eu Wt May 2010	2010/05/25	2010/06/01
18212	BNP Paribas Arbit Issu B.V. - CHALCO European Wts May 2010	2010/05/25	2010/06/01
18687	BOCI Asia Ltd. - Kingboard Chem European Warrants May 2010	2010/05/25	2010/06/01
18759	Merrill Lynch Int'l & Co. C.V. - CNOOC European Wts May 10	2010/05/25	2010/06/01
18773	Barclays Bank plc - ICBC European Warrants May 2010 B	2010/05/25	2010/06/01
18766	Credit Suisse - HSBC European Put Warrants May 2010	2010/05/25	2010/06/01
18815	Barclays Bank plc - CC Bank European Warrants May 2010 B	2010/05/25	2010/06/01
18878	UBS AG - HSBC European Put Warrants May 2010	2010/05/25	2010/06/01
18907	Barclays Bank plc - China Life European Warrants May 2010 D	2010/05/25	2010/06/01
18914	Barclays Bank plc - CNOOC European Warrants May 2010	2010/05/25	2010/06/01
19004	UBS AG - Tencent Holdings European Warrants May 2010 A	2010/05/25	2010/06/01
19025	BNP Paribas Arbit Issu B.V. - Sinopec Corp Euro Wts May 2010	2010/05/25	2010/06/01
19160	J P Morgan Int'l Der. Ltd. - CC Bank European Wts May 2010	2010/05/25	2010/06/01
19183	UBS AG - China Life European Warrants May 2010 A	2010/05/25	2010/06/01
19259	BNP Paribas Arbit Issu B.V. - Tencent Holdings Eu Wts May 10	2010/05/25	2010/06/01
19285	BNP Paribas Arbit Issu B.V. - BYD European Warrants May 10 A	2010/05/25	2010/06/01
19313	BNP Paribas Arbit Issu B.V. - BYD European Warrants May 10 B	2010/05/25	2010/06/01
19337	RB of Scotland N.V. - HWL European Warrants May 2010	2010/05/25	2010/06/01
19339	BNP Paribas Arbit Issu B.V. -MTRC European Warrants May 2010	2010/05/25	2010/06/01
19356	Deutsche Bank AG - Dongfeng Motor European Warrants May 10	2010/05/25	2010/06/01
19438	SGA Societe Generale Acceptance N.V. - CP&CC Eur Wt May 2010	2010/05/25	2010/06/01
19493	Deutsche Bank AG - Tencent Holdings European Put Wts May10	2010/05/25	2010/06/01
19537	Deutsche Bank AG - BOCL European Put Warrants May 2010	2010/05/25	2010/06/01
19548	Merrill Lynch Int'l & Co. C.V. - CNOOC Euro Put Wts May 10 B	2010/05/25	2010/06/01
19546	Merrill Lynch Int'l & Co. C.V. - PetroChina Eu Wt May 2010	2010/05/25	2010/06/01
19574	Deutsche Bank AG - CC Bank European Warrants May 2010 C	2010/05/25	2010/06/01

## List of expired derivative warrants, 2010 (continued)

Code	Warrant	Last trading date	Delisted date
19711	UBS AG - Bank of EA European Warrants May 2010	2010/05/25	2010/06/01
19714	UBS AG - BOC HK European Warrants May 2010	2010/05/25	2010/06/01
19880	UBS AG - China Life European Warrants May 2010 B	2010/05/25	2010/06/01
19982	Credit Suisse AG - BYD European Warrants May 2010	2010/05/25	2010/06/01
19991	Barclays Bank plc -Tencent Holdings European Warrants May10A	2010/05/25	2010/06/01
19992	Barclays Bank plc -Tencent Holdings European Warrants May10B	2010/05/25	2010/06/01
20063	Credit Suisse AG - HSBC European Wts May 2010 B	2010/05/25	2010/06/01
20100	UBS AG - Minsheng Bank European Warrants May 2010	2010/05/25	2010/06/01
20233	Credit Suisse AG - China Life European Warrants May 2010 A	2010/05/25	2010/06/01
20320	Merrill Lynch Int'l & Co. C.V. - China Life Eu Wt May 2010 B	2010/05/25	2010/06/01
20332	Nomura Int'l plc - China Shenhua European Warrants May 2010	2010/05/25	2010/06/01
20377	Credit Suisse AG - Hutchison European Warrants May 2010	2010/05/25	2010/06/01
20415	SGA Societe Generale Acceptance N.V. - CCB Eur Wt May 2010 B	2010/05/25	2010/06/01
20484	Deutsche Bank AG - HSBC European Warrants May 2010 B	2010/05/25	2010/06/01
20784	Credit Suisse AG - China Life European Warrants May 2010 B	2010/05/25	2010/06/01
21143	Macquarie Bank Ltd. - Sinopec Corp European Wts May 2010	2010/05/25	2010/06/01
17939	RB of Scotland N.V. - PetroChina European Wts Jun 2010 A	2010/05/26	2010/06/02
18118	KBC Fin Products Int'l Ltd. - HSBC Euro Put Wts Jun 2010 D	2010/05/26	2010/06/02
18356	Barclays Bank plc - HSBC European Put Warrants Jun 2010	2010/05/26	2010/06/02
18653	Deutsche Bank AG - HSBC European Put Warrants Jun 2010 B	2010/05/26	2010/06/02
18868	BNP Paribas Arbit Issu B.V. - China Life Euro Wts Jun 2010	2010/05/26	2010/06/02
18859	KBC Fin Products Int'l Ltd. - HSBC Euro Put Wts Jun 2010 E	2010/05/26	2010/06/02
19065	KBC Fin Products Int'l Ltd. - Tencent Holdings Eu Wt Jun10B	2010/05/26	2010/06/02
19188	KBC Fin Products Int'l Ltd. - CNOOC Euro Put Wts Jun 2010	2010/05/26	2010/06/02
19214	BNP Paribas Arbit Issu B.V. - ICBC European Wts Jun 2010	2010/05/26	2010/06/02
19287	BNP Paribas Arbit Issu B.V. - China Tel Euro Wts Jun 2010 B	2010/05/26	2010/06/02
19390	KBC Fin Products Int'l Ltd. - HSBC European Wts Jun 2010 F	2010/05/26	2010/06/02
19423	Barclays Bank plc - HSBC European Warrants Jun 2010	2010/05/26	2010/06/02
19406	Macquarie Bank Ltd. - CM Bank European Put Warrants Jun 2010	2010/05/26	2010/06/02
19511	BNP Paribas Arbit Issu B.V. - Ch Mobile Euro Wts Jun 2010	2010/05/26	2010/06/02
19509	KBC Fin Products Int'l Ltd. - ICBC European Wts Jun 2010 A	2010/05/26	2010/06/02
19821	Deutsche Bank AG - CM Bank European Put Warrants Jun 2010	2010/05/26	2010/06/02
19993	Barclays Bank plc -Tencent Holdings European Warrants Jun10A	2010/05/26	2010/06/02
20845	KBC Fin Products Int'l Ltd. - China Life Euro Wts Jun 2010 H	2010/05/26	2010/06/02
20945	BOCI Asia Ltd. - HSBC European Put Warrants Jun 2010	2010/05/26	2010/06/02
21121	KBC Fin Products Int'l Ltd. - PetroChina Euro Wts Jun 2010 B	2010/05/26	2010/06/02
21246	Goldman Sachs SP (Asia) - Tencent Holdings European Wt Jun10	2010/05/26	2010/06/02
21224	KBC Fin Products Int'l Ltd. - Sinopec Euro Wts Jun 2010 D	2010/05/26	2010/06/02
21389	Goldman Sachs SP (Asia) - HSBC European Warrants Jun 2010 C	2010/05/26	2010/06/02
17174	SGA Societe Generale Acceptance N.V. - CHALCO Eu Wt Jun 2010	2010/05/27	2010/06/03
17651	SGA Societe Generale Acceptance N.V. - Tencent Eu Wt Jun10	2010/05/27	2010/06/03
17975	SGA Societe Generale Acceptance N.V.-ZTE Eu Wt Jun10	2010/05/27	2010/06/03
18278	SGA Societe Generale Acceptance N.V. - HKEx Eu Wt Jun 2010 B	2010/05/27	2010/06/03
18744	BNP Paribas Arbit Issu B.V. - PetroCh Euro Wts Jun 2010 A	2010/05/27	2010/06/03
18739	SGA Societe Generale Acceptance N.V. - CTel Eu Wt Jun 2010	2010/05/27	2010/06/03
18981	SGA Societe Generale Acceptance N.V. - HWL Eur Wt Jun 2010 A	2010/05/27	2010/06/03
18982	SGA Societe Generale Acceptance N.V. - Petch Eu Wt Jun 2010A	2010/05/27	2010/06/03
19097	SGA Societe Generale Acceptance N.V. - Shenhua Eu Wt Jun 10	2010/05/27	2010/06/03
19107	SGA Societe Generale Acceptance N.V.-Zijin Eu Put Wt Jun10	2010/05/27	2010/06/03
19152	Macquarie Bank Ltd. - MTRC European Warrants Jun 2010	2010/05/27	2010/06/03
19174	Macquarie Bank Ltd. - China Life European Wts Jun 2010	2010/05/27	2010/06/03
19228	Macquarie Bank Ltd. - Wharf European Warrants Jun 2010 B	2010/05/27	2010/06/03
19315	Macquarie Bank Ltd. - CM Bank European Warrants Jun 2010 B	2010/05/27	2010/06/03
19330	Macquarie Bank Ltd. - Dongfeng Motor European Wts Jun 2010 B	2010/05/27	2010/06/03
19338	BNP Paribas Arbit Issu B.V. - BOCHK European Warrants Jun 10	2010/05/27	2010/06/03
19340	BNP Paribas Arbit Issu B.V. -SHK Ppt European Warrants Jun10	2010/05/27	2010/06/03
19351	BNP Paribas Arbit Issu B.V. - Ch Shenhua Euro Wts Jun 2010	2010/05/27	2010/06/03
19344	Macquarie Bank Ltd. - BYD European Warrants Jun 2010	2010/05/27	2010/06/03
19347	Macquarie Bank Ltd. - China Tel European Warrants Jun 2010 A	2010/05/27	2010/06/03
19448	Macquarie Bank Ltd. - ICBC European Warrants Jun 2010	2010/05/27	2010/06/03
19506	Macquarie Bank Ltd. - CITIC Bank European Warrants Jun 2010A	2010/05/27	2010/06/03
19507	Macquarie Bank Ltd. - Huaneng Power European Wts Jun 2010	2010/05/27	2010/06/03
19508	Macquarie Bank Ltd. - PetroChina European Wts Jun 2010 C	2010/05/27	2010/06/03
19541	Macquarie Bank Ltd. - BOCL European Put Warrants Jun 2010	2010/05/27	2010/06/03
19539	Macquarie Bank Ltd. - China Overseas European Wts Jun 2010 A	2010/05/27	2010/06/03
19594	J P Morgan SP BV - China Mengniu European Warrants Jun 2010	2010/05/27	2010/06/03
19613	KBC Fin Products Int'l Ltd. - ICBC European Wts Jun 2010 B	2010/05/27	2010/06/03
19590	Macquarie Bank Ltd. - China Bluechem European Warrants Jun10	2010/05/27	2010/06/03
20174	Macquarie Bank Ltd. - China Tel European Warrants Jun 2010 B	2010/05/27	2010/06/03
20215	SGA Societe Generale Acceptance N.V. - HSBC Eu Wt Jun 2010 E	2010/05/27	2010/06/03
20253	SGA Societe Generale Acceptance N.V. - A50 Ch Eu Wt Jun 10B	2010/05/27	2010/06/03
20875	Macquarie Bank Ltd. - CHALCO European Warrants Jun 2010	2010/05/27	2010/06/03
21007	Macquarie Bank Ltd. - HSBC European Warrants Jun 2010	2010/05/27	2010/06/03
04474	KBC Fin Products Int'l Ltd. - HSBC European Wts Jun 2010 A	2010/05/28	2010/06/04
18865	BNP Paribas Arbit Issu B.V. - HSBC European Wts Jun 2010 B	2010/05/28	2010/06/04
18939	BNP Paribas Arbit Issu B.V. - CC Bank Euro Wts Jun 2010	2010/05/28	2010/06/04
19039	BNP Paribas Arbit Issu B.V. - HKEx European Wts Jun 2010	2010/05/28	2010/06/04
19058	BNP Paribas Arbit Issu B.V. - BOCL European Wts Jun 2010	2010/05/28	2010/06/04
19399	Macquarie Bank Ltd. - Bank of EA European Warrants Jun 2010B	2010/05/28	2010/06/04
19523	BNP Paribas Arbit Issu B.V. - PetroCh Euro Wts Jun 2010 C	2010/05/28	2010/06/04
19582	RB of Scotland N.V. - CITIC Bank European Warrants Jun 2010	2010/05/28	2010/06/04
19659	BNP Paribas Arbit Issu B.V. - Minsheng Bank Euro Wts Jun10	2010/05/28	2010/06/04
19624	J P Morgan SP BV - Minsheng Bank European Warrants Jun 2010A	2010/05/28	2010/06/04
19628	KBC Fin Products Int'l Ltd. - China Life Euro Wts Jun 2010 A	2010/05/28	2010/06/04
19629	KBC Fin Products Int'l Ltd. - China Life Euro Wts Jun 2010 B	2010/05/28	2010/06/04
20461	Goldman Sachs SP (Asia) - China Life Euro Wts Jun 2010 A	2010/05/28	2010/06/04
17403	CC Rabobank B.A. - CNOOC European Warrants Jun 2010 B	2010/05/31	2010/06/07

## List of expired derivative warrants, 2010 (continued)

Code	Warrant	Last trading date	Delisted date
18236	CC Rabobank B.A. - Ch Mobile European Put Wts Jun 2010 B	2010/05/31	2010/06/07
19048	BNP Paribas Arbit Issu B.V. - Ch Mobile Eu Put Wt Jun 2010 B	2010/05/31	2010/06/07
19649	KBC Fin Products Int'l Ltd. - Minsheng Bank Euro Wts Jun10B	2010/05/31	2010/06/07
19650	KBC Fin Products Int'l Ltd. - Minsheng Bank Euro Wts Jun10C	2010/05/31	2010/06/07
19663	J P Morgan SP BV - Minsheng Bank European Warrants Jun 2010B	2010/05/31	2010/06/07
19664	J P Morgan SP BV - Zhaojin Mining European Warrants Jun 2010	2010/05/31	2010/06/07
20494	KBC Fin Products Int'l Ltd. - Ch Mobile Euro Wt Jun 2010 E	2010/05/31	2010/06/07
20516	Credit Suisse AG - China Mobile European Warrants Jun 2010 B	2010/05/31	2010/06/07
20787	Credit Suisse AG - HSBC European Put Warrants Jun 2010	2010/05/31	2010/06/07
21211	BNP Paribas Arbit Issu B.V. - Sinopec Corp Euro Wts Jun 10B	2010/05/31	2010/06/07
16679	SGA Societe Generale Acceptance N.V. - HSBC Eu Wt Jun 2010 A	2010/06/01	2010/06/08
16799	SGA Societe Generale Acceptance N.V. - CP&CC Eur Wt Jun 10A	2010/06/01	2010/06/08
17020	KBC Fin Products Int'l Ltd. - HSBC European Wts Jun 2010 B	2010/06/01	2010/06/08
17673	UBS AG - PetroChina European Warrants Jun 2010	2010/06/01	2010/06/08
18198	UBS AG - SHK Ppt European Put Warrants Jun 2010 D	2010/06/01	2010/06/08
18493	Deutsche Bank AG - PetroChina European Warrants Jun 2010	2010/06/01	2010/06/08
18751	Deutsche Bank AG - BYD European Warrants Jun 2010	2010/06/01	2010/06/08
18794	Merrill Lynch Int'l & Co. C.V. - CM Bank Euro Wts Jun 2010 A	2010/06/01	2010/06/08
18853	Barclays Bank plc - CNOOC European Warrants Jun 2010	2010/06/01	2010/06/08
18871	Macquarie Bank Ltd. - PetroChina European Wts Jun 2010 B	2010/06/01	2010/06/08
18882	UBS AG - CM Bank European Warrants Jun 2010 A	2010/06/01	2010/06/08
18908	Barclays Bank plc - China Life European Warrants Jun 2010	2010/06/01	2010/06/08
19081	Deutsche Bank AG - CNOOC European Warrants Jun 2010	2010/06/01	2010/06/08
19096	Merrill Lynch Int'l & Co. C.V.-Ch Overseas Eur Put Wts Jun10	2010/06/01	2010/06/08
19133	Merrill Lynch Int'l & Co. C.V. - China Life Eu Wt Jun 2010	2010/06/01	2010/06/08
19161	J P Morgan SP BV - Hutchison European Warrants Jun 2010	2010/06/01	2010/06/08
19177	Merrill Lynch Int'l & Co. C.V. - CITBK European Wts Jun10	2010/06/01	2010/06/08
19253	SGA Societe Generale Acceptance N.V. - Ch Mob Eu Wt Jun 10A	2010/06/01	2010/06/08
19341	SGA Societe Generale Acceptance N.V. - HSBC Eu Wt Jun 2010 C	2010/06/01	2010/06/08
19376	Deutsche Bank AG - Huaneng Power European Warrants Jun 2010	2010/06/01	2010/06/08
19388	UBS AG - HSBC European Warrants Jun 2010 A	2010/06/01	2010/06/08
19421	Barclays Bank plc - Jiangxi Copper European Warrants Jun 10	2010/06/01	2010/06/08
19415	Deutsche Bank AG - China Mobile European Warrants Jun 2010 A	2010/06/01	2010/06/08
19414	Deutsche Bank AG - CM Bank European Warrants Jun 2010	2010/06/01	2010/06/08
19431	KBC Fin Products Int'l Ltd. - A50 Ch Euro Wts Jun 2010 A	2010/06/01	2010/06/08
19447	Macquarie Bank Ltd. - China Mengniu European Wts Jun 2010	2010/06/01	2010/06/08
19518	Deutsche Bank AG - HSBC European Warrants Jun 2010 D	2010/06/01	2010/06/08
19525	Deutsche Bank AG - China Mobile European Warrants Jun 2010 B	2010/06/01	2010/06/08
19535	UBS AG - China Mobile European Put Warrants Jun 2010 B	2010/06/01	2010/06/08
19545	Merrill Lynch Int'l & Co. C.V. - CNOOC European Wts Jun 2010	2010/06/01	2010/06/08
19580	Deutsche Bank AG - China Mobile European Warrants Jun 2010 C	2010/06/01	2010/06/08
19657	Deutsche Bank AG - Minsheng Bank European Warrants Jun 2010 A	2010/06/01	2010/06/08
19638	SGA Societe Generale Acceptance NV-Minsheng Bk Eu Wt Jun10A	2010/06/01	2010/06/08
19686	Deutsche Bank AG - Minsheng Bank European Warrants Jun 2010B	2010/06/01	2010/06/08
19704	KBC Fin Products Int'l Ltd. - ICBC European Wts Jun 2010 C	2010/06/01	2010/06/08
19827	Credit Suisse AG - China Mobile European Warrants Jun 2010 A	2010/06/01	2010/06/08
19876	UBS AG - BOCL European Warrants Jun 2010	2010/06/01	2010/06/08
19909	RB of Scotland N.V. - HSBC European Warrants Jun 2010 B	2010/06/01	2010/06/08
20105	Credit Suisse AG - CNOOC European Warrants Jun 2010	2010/06/01	2010/06/08
20083	Macquarie Bank Ltd. - Minsheng Bank European Warrants Jun 10	2010/06/01	2010/06/08
20269	Deutsche Bank AG - Hutchison European Warrants Jun 2010 A	2010/06/01	2010/06/08
20326	Merrill Lynch Int'l & Co. C.V. - BOCL European Wts Jun 2010A	2010/06/01	2010/06/08
20499	UBS AG - China Mobile European Warrants Jun 2010 D	2010/06/01	2010/06/08
20514	BNP Paribas Arbit Issu B.V. - China Life Eu Put Wts Jun 2010	2010/06/01	2010/06/08
20621	UBS AG - China Life European Warrants Jun 2010	2010/06/01	2010/06/08
20628	SGA Societe Generale Acceptance N.V. - CCCCL Eu Wt Jun 2010	2010/06/01	2010/06/08
20631	SGA Societe Generale Acceptance N.V. - Petch Eu Wt Jun 2010B	2010/06/01	2010/06/08
20796	Merrill Lynch Int'l & Co. C.V. - Ch Mobile Eur Wt Jun 2010 A	2010/06/01	2010/06/08
20850	UBS AG - Tencent Holdings European Warrants Jun 2010 C	2010/06/01	2010/06/08
20905	Deutsche Bank AG - Tencent Holdings European Warrants Jun10D	2010/06/01	2010/06/08
20940	BOCI Asia Ltd. - HSBC European Warrants Jun 2010 A	2010/06/01	2010/06/08
21336	Deutsche Bank AG - China Mobile European Warrants Jun 2010 E	2010/06/01	2010/06/08
21383	Goldman Sachs SP (Asia) - China Mobile Euro Wts Jun 2010 D	2010/06/01	2010/06/08
17270	KBC Fin Products Int'l Ltd. - PetroChina Euro Wts Jun 2010 A	2010/06/02	2010/06/09
17952	CC Rabobank B.A. - PetroChina European Warrants Jun 2010 B	2010/06/02	2010/06/09
18134	KBC Fin Products Int'l Ltd. - Ch Mobile Euro Wt Jun 2010 C	2010/06/02	2010/06/09
18217	KBC Fin Products Int'l Ltd. - Ch Mobile Eu Put Wt Jun 2010 B	2010/06/02	2010/06/09
18812	BNP Paribas Arbit Issu B.V. - HSBC European Put Wts Jun 2010	2010/06/02	2010/06/09
19064	KBC Fin Products Int'l Ltd. - Tencent Holdings Eu Wt Jun10A	2010/06/02	2010/06/09
19249	BNP Paribas Arbit Issu B.V. - China Tel Euro Wts Jun 2010 A	2010/06/02	2010/06/09
19994	Barclays Bank plc -Tencent Holdings European Warrants Jun10B	2010/06/02	2010/06/09
20113	J P Morgan SP BV - China Mob European Wts Jun 2010 B	2010/06/02	2010/06/09
20391	KBC Fin Products Int'l Ltd. - Ch Mobile Euro Wt Jun 2010 D	2010/06/02	2010/06/09
17218	SGA Societe Generale Acceptance N.V. - HSBC Eu Wt Jun 2010 B	2010/06/03	2010/06/10
19127	SGA Societe Generale Acceptance N.V.-Tencent Eu Put Wt Jun10	2010/06/03	2010/06/10
20327	Nomura Int'l plc - JIANG European Warrants Jun 2010 C	2010/06/03	2010/06/10
15635	CC Rabobank B.A. - SHK Ppt European Warrants Jun 2010	2010/06/04	2010/06/11
17405	CC Rabobank B.A. - Tencent Holdings European Wts Jun 2010 A	2010/06/04	2010/06/11
18187	KBC Fin Products Int'l Ltd. - HSBC European Wts Jun 2010 C	2010/06/04	2010/06/11
18977	CC Rabobank B.A. - Tencent Holdings European Wts Jun 2010 B	2010/06/04	2010/06/11
19020	KBC Fin Products Int'l Ltd. - CNOOC European Wts Jun 2010	2010/06/04	2010/06/11
19634	KBC Fin Products Int'l Ltd. - China Life Eur Put Wt Jun 10 D	2010/06/04	2010/06/11
19700	BOCI Asia Ltd. - China Mobile European Warrants Jun 2010	2010/06/04	2010/06/11
20135	KBC Fin Products Int'l Ltd. - BOCL European Wts Jun 2010	2010/06/04	2010/06/11
10915	Deutsche Bank AG - Nikkei 225 Index European Wts Jun 2010 A	2010/06/07	2010/06/14
10920	Deutsche Bank AG - Nikkei 225 Index Euro Put Wts Jun 2010B	2010/06/07	2010/06/14
19591	BOCI Asia Ltd. - Ch Comm Cons European Warrants Jun 2010	2010/06/07	2010/06/14

## List of expired derivative warrants, 2010 (continued)

Code	Warrant	Last trading date	Delisted date
10929	Deutsche Bank AG - Nikkei 225 Index European Wts Jun 2010 C	2010/06/07	2010/06/14
10934	Deutsche Bank AG - Nikkei 225 Index Euro Put Wts Jun 2010 D	2010/06/07	2010/06/14
21375	Goldman Sachs SP (Asia) - BOCL European Warrants Jun 2010 C	2010/06/07	2010/06/14
16226	Credit Suisse - HSBC European Wts Jun 2010	2010/06/08	2010/06/15
16742	Deutsche Bank AG - HSBC European Warrants Jun 2010 C	2010/06/08	2010/06/15
17678	CC Rabobank B.A. - HSBC European Warrants Jun 2010 A	2010/06/08	2010/06/15
17687	Citigroup Global Mkt H Inc. - HKEx European Wts Jun 2010 A	2010/06/08	2010/06/15
18463	Credit Suisse - PetroChina European Warrants Jun 2010 A	2010/06/08	2010/06/15
18811	BNP Paribas Arbit Issu B.V. - CNOOC European Wts Jun 2010 A	2010/06/08	2010/06/15
18798	Merrill Lynch Int'l & Co. C.V. - Hutchison Euro Put Wts Jun10	2010/06/08	2010/06/15
18901	SGA Societe Generale Acceptance N.V. - A50 Ch Eu Wt Jun 10A	2010/06/08	2010/06/15
19002	UBS AG - BYD European Warrants Jun 2010 A	2010/06/08	2010/06/15
19030	BNP Paribas Arbit Issu B.V. - Sinopec Corp Eur Put Wt Jun 10	2010/06/08	2010/06/15
19099	Merrill Lynch Int'l & Co. C.V. - SHK Ppt Euro Put Wts Jun 10	2010/06/08	2010/06/15
19137	Merrill Lynch Int'l & Co. C.V. - Ch Life Eur Put Wt Jun 2010	2010/06/08	2010/06/15
19196	SGA Societe Generale Acceptance N.V. - BYD Euro Wts Jun 2010	2010/06/08	2010/06/15
19306	UBS AG - CM Bank European Warrants Jun 2010 B	2010/06/08	2010/06/15
19331	Deutsche Bank AG - A50 China European Warrants Jun 2010 A	2010/06/08	2010/06/15
19380	SGA Societe Generale Acceptance N.V. - Dongfeng Eu Wt Jun 10	2010/06/08	2010/06/15
19453	BNP Paribas Arbit Issu B.V. - Nine Dragons European Wt Jun10	2010/06/08	2010/06/15
19470	Deutsche Bank AG - CITIC Bank European Warrants Jun 2010	2010/06/08	2010/06/15
19515	RB of Scotland N.V. - HSBC European Put Warrants Jun 2010	2010/06/08	2010/06/15
19641	Credit Suisse AG - Minsheng Bank European Warrants Jun 2010A	2010/06/08	2010/06/15
19721	CC Rabobank B.A. - Yurun Food European Warrants Jun 2010	2010/06/08	2010/06/15
19764	Deutsche Bank AG - BOCL European Warrants Jun 2010 A	2010/06/08	2010/06/15
19765	Deutsche Bank AG - BOCL European Warrants Jun 2010 B	2010/06/08	2010/06/15
19763	Deutsche Bank AG - China Life European Warrants Jun 2010	2010/06/08	2010/06/15
19766	Deutsche Bank AG - China Life European Put Wts Jun 2010 A	2010/06/08	2010/06/15
19759	UBS AG - China Life European Put Warrants Jun 2010	2010/06/08	2010/06/15
19788	Deutsche Bank AG - Minsheng Bank European Warrants Jun 2010C	2010/06/08	2010/06/15
19793	Deutsche Bank AG - Jiangxi Copper European Warrants Jun 2010	2010/06/08	2010/06/15
19794	Deutsche Bank AG - Tencent Holdings European Warrants Jun10B	2010/06/08	2010/06/15
19773	SGA Societe Generale Acceptance N.V. - Ch Mob Eu Wt Jun 10C	2010/06/08	2010/06/15
19800	Citigroup Global Mkt H Inc. -Alibaba European Warrants Jun10	2010/06/08	2010/06/15
19808	Citigroup Global Mkt H Inc.-Henderson Land Dev Eur Wts Jun10	2010/06/08	2010/06/15
19968	Deutsche Bank AG - Tencent Holdings European Warrants Jun10C	2010/06/08	2010/06/15
20310	UBS AG - Shimao Ppt European Warrants Jun 2010	2010/06/08	2010/06/15
20318	Merrill Lynch Int'l & Co. C.V. - Ch Comm Cons Eu Wt Jun 2010	2010/06/08	2010/06/15
20362	SGA Societe Generale Acceptance N.V. - CNOOC Eu Wt Jun 2010B	2010/06/08	2010/06/15
20394	KBC Fin Products Int'l Ltd. - China Shenhua Eur Wts Jun 10A	2010/06/08	2010/06/15
20503	Macquarie Bank Ltd. - China Mobile European Wts Jun 2010 A	2010/06/08	2010/06/15
20562	BNP Paribas Arbit Issu B.V. - CITIC Bank Euro Wts Jun 2010	2010/06/08	2010/06/15
20603	Deutsche Bank AG - China Life European Put Wts Jun 2010 B	2010/06/08	2010/06/15
20658	KBC Fin Products Int'l Ltd. - Jiangxi Copper Eu Wts Jun2010	2010/06/08	2010/06/15
20652	SGA Societe Generale Acceptance N.V. - CMob Eu Put Wt Jun10E	2010/06/08	2010/06/15
20734	SGA Societe Generale Acceptance N.V. -CLife Eu Put Wt Jun10A	2010/06/08	2010/06/15
20735	SGA Societe Generale Acceptance N.V. -CLife Eu Put Wt Jun10B	2010/06/08	2010/06/15
21000	BOCI Asia Ltd. - Nine Dragons European Warrants Jun 2010	2010/06/08	2010/06/15
20992	Macquarie Bank Ltd. - CITIC Bank European Warrants Jun 2010B	2010/06/08	2010/06/15
21058	Deutsche Bank AG - China Shenhua European Warrants Jun 2010	2010/06/08	2010/06/15
21436	Credit Suisse AG - Sinopec Corp European Warrants Jun 2010 C	2010/06/08	2010/06/15
21526	Macquarie Bank Ltd. - China Mobile European Wts Jun 2010 B	2010/06/08	2010/06/15
19612	KBC Fin Products Int'l Ltd. - Sinopec Euro Wts Jun 2010 A	2010/06/09	2010/06/17
19648	KBC Fin Products Int'l Ltd. - Minsheng Bank Euro Wts Jun10A	2010/06/09	2010/06/17
19651	KBC Fin Products Int'l Ltd. - Minsheng Bank Euro Wts Jun10D	2010/06/09	2010/06/17
19824	J P Morgan SP BV - CNBM European Warrants Jun 2010 A	2010/06/09	2010/06/17
19825	J P Morgan SP BV - CNBM European Warrants Jun 2010 B	2010/06/09	2010/06/17
20179	KBC Fin Products Int'l Ltd. - Sinopec Euro Wts Jun 2010 B	2010/06/09	2010/06/17
20707	KBC Fin Products Int'l Ltd. - China Shenhua Eur Wts Jun 10B	2010/06/09	2010/06/17
18629	Citigroup Global Mkt H Inc. -Tencent European Warrants Jun10	2010/06/10	2010/06/18
19333	J P Morgan SP BV - China Coal European Warrants Jun 2010	2010/06/10	2010/06/18
19596	J P Morgan SP BV - JX Copper European Warrants Jun 2010 A	2010/06/10	2010/06/18
19734	J P Morgan SP BV - Li & Fung European Warrants Jun 2010	2010/06/10	2010/06/18
19835	J P Morgan SP BV - Agile Ppt European Warrants Jun 2010 A	2010/06/10	2010/06/18
19836	J P Morgan SP BV - CITIC Bank European Warrants Jun 2010	2010/06/10	2010/06/18
19837	J P Morgan SP BV - Dongfeng Motor European Warrants Jun 2010	2010/06/10	2010/06/18
19840	J P Morgan SP BV - R&F Ppt European Warrants Jun 2010 A	2010/06/10	2010/06/18
19838	J P Morgan SP BV - Henderson Land Dev European Wts Jun10	2010/06/10	2010/06/18
19864	J P Morgan SP BV - JX Copper European Warrants Jun 2010 B	2010/06/10	2010/06/18
17514	CC Rabobank B.A. - A50 China European Warrants Jun 2010 B	2010/06/11	2010/06/21
18648	Standard Bank PLC - Shimao Ppt European Warrants Jun 2010	2010/06/11	2010/06/21
18856	Standard Bank PLC - Angang Steel European Warrants Jun 2010	2010/06/11	2010/06/21
19521	BNP Paribas Arbit Issu B.V. - CNOOC European Wts Jun 2010 B	2010/06/11	2010/06/21
19630	KBC Fin Products Int'l Ltd. - China Life Euro Wts Jun 2010 C	2010/06/11	2010/06/21
19635	KBC Fin Products Int'l Ltd. - China Life Eur Put Wt Jun 10 E	2010/06/11	2010/06/21
19908	RB of Scotland N.V. - China Life European Wts Jun 2010 A	2010/06/11	2010/06/21
19903	J P Morgan SP BV - BOCL European Warrants Jun 2010 A	2010/06/11	2010/06/21
19904	J P Morgan SP BV - BOCL European Warrants Jun 2010 B	2010/06/11	2010/06/21
19917	J P Morgan SP BV - China Mob European Wts Jun 2010 A	2010/06/11	2010/06/21
19905	J P Morgan SP BV - Sinopec Corp European Warrants Jun 2010	2010/06/11	2010/06/21
20555	CC Rabobank B.A. - BOCL European Warrants Jun 2010	2010/06/11	2010/06/21
15228	BNP Paribas Arbit Issu B.V. - CHALCO European Wts Jun 2010 A	2010/06/14	2010/06/22
17450	Merrill Lynch Int'l & Co. C.V. - Ch Mobile Eu Put Wt Jun 10	2010/06/14	2010/06/22
17693	BNP Paribas Arbit Issu B.V. - Ch Comm Cons Eur Wt Jun 2010	2010/06/14	2010/06/22
17935	UBS AG - SHK Ppt European Warrants Jun 2010 A	2010/06/14	2010/06/22
17960	SGA Societe Generale Acceptance N.V.-ChiUnicom Eu Wts Jun10	2010/06/14	2010/06/22
18224	Citigroup Global Mkt H Inc. - CITIC Pacific Eu Wt Jun 2010 A	2010/06/14	2010/06/22

## List of expired derivative warrants, 2010 (continued)

Code	Warrant	Last trading date	Delisted date
18367	SGA Societe Generale Acceptance N.V. - CMob Eu Put Wt Jun10D	2010/06/14	2010/06/22
18416	Macquarie Bank Ltd. - Chi Res Land European Warrants Jun10	2010/06/14	2010/06/22
18417	Macquarie Bank Ltd. - Chi Res Power European Warrants Jun10	2010/06/14	2010/06/22
18418	Macquarie Bank Ltd. - Li Ning European Warrants Jun 2010	2010/06/14	2010/06/22
18441	Merrill Lynch Int'l & Co. C.V. - Ch Shenhua Eur Wts Jun 2010	2010/06/14	2010/06/22
18476	Deutsche Bank AG - PetroChina European Put Wts Jun 2010	2010/06/14	2010/06/22
18840	Deutsche Bank AG - Ch Comm Cons European Warrants Jun 2010	2010/06/14	2010/06/22
18886	UBS AG - HKEEx European Warrants Jun 2010 B	2010/06/14	2010/06/22
18904	Deutsche Bank AG - SHK Ppt European Warrants Jun 2010	2010/06/14	2010/06/22
18944	BNP Paribas Arbit Issu B.V. - A50 China Euro Wts Jun 2010	2010/06/14	2010/06/22
19011	Credit Suisse - CM Bank European Warrants Jun 2010	2010/06/14	2010/06/22
10914	Deutsche Bank AG - DJIA European Warrants Jun 2010	2010/06/14	2010/06/22
10919	Deutsche Bank AG - DJIA European Put Warrants Jun 2010	2010/06/14	2010/06/22
19022	Deutsche Bank AG - Tencent Holdings European Warrants Jun10A	2010/06/14	2010/06/22
19090	Merrill Lynch Int'l & Co. C.V. - Ch Overseas Eur Wt Jun 10 B	2010/06/14	2010/06/22
19095	Merrill Lynch Int'l & Co. C.V. - SHK Ppt Euro Wts Jun 2010	2010/06/14	2010/06/22
19100	SGA Societe Generale Acceptance N.V.-Nine Dragons Eu Wt Jun10	2010/06/14	2010/06/22
19102	SGA Societe Generale Acceptance N.V. - SHK P Eu Wt Jun 2010	2010/06/14	2010/06/22
19145	J P Morgan SP BV - China Shenhua European Warrants Jun 2010	2010/06/14	2010/06/22
19148	J P Morgan SP BV - SHK Ppt European Warrants Jun 2010 A	2010/06/14	2010/06/22
19163	Merrill Lynch Int'l & Co. C.V. - CM Bank Euro Wts Jun 2010 B	2010/06/14	2010/06/22
19165	Merrill Lynch Int'l & Co. C.V. - ICBC European Wts Jun 2010	2010/06/14	2010/06/22
19170	UBS AG - Tencent Holdings European Warrants Jun 2010 B	2010/06/14	2010/06/22
19215	Citigroup Global Mkt H Inc. - CITIC Bank European Wts Jun 10	2010/06/14	2010/06/22
19281	BOCI Asia Ltd. - A50 China European Warrants Jun 2010	2010/06/14	2010/06/22
19310	UBS AG - Huaneng Power European Warrants Jun 2010	2010/06/14	2010/06/22
19355	Deutsche Bank AG - Chi Res Land European Warrants Jun 2010	2010/06/14	2010/06/22
19342	SGA Societe Generale Acceptance N.V. - HSBC Eu Wt Jun 2010 D	2010/06/14	2010/06/22
19352	UBS AG - China Coal European Warrants Jun 2010	2010/06/14	2010/06/22
19349	UBS AG - China Shenhua European Warrants Jun 2010	2010/06/14	2010/06/22
19374	Deutsche Bank AG - China Coal European Warrants Jun 2010	2010/06/14	2010/06/22
19387	RB of Scotland N.V. - Tencent European Warrants Jun 2010B	2010/06/14	2010/06/22
19484	RB of Scotland N.V. - HSBC European Warrants Jun 2010 A	2010/06/14	2010/06/22
19487	RB of Scotland N.V. - Jiangxi Copper European Wts Jun 10	2010/06/14	2010/06/22
19534	UBS AG - China COSCO European Warrants Jun 2010	2010/06/14	2010/06/22
19540	Macquarie Bank Ltd. - Geely Auto European Warrants Jun 2010A	2010/06/14	2010/06/22
10927	SGA Societe Generale Acceptance N.V. - Gold Euro Wts Jun2010	2010/06/14	2010/06/22
10931	SGA Societe Generale Acceptance N.V. -Gold Eu Put Wts Jun10A	2010/06/14	2010/06/22
10932	SGA Societe Generale Acceptance N.V. -Gold Eu Put Wts Jun10B	2010/06/14	2010/06/22
10933	SGA Societe Generale Acceptance N.V. -Gold Eu Put Wts Jun10C	2010/06/14	2010/06/22
19642	Credit Suisse AG - Minsheng Bank European Warrants Jun 2010B	2010/06/14	2010/06/22
19723	CC Rabobank B.A. -BOCL European Put Warrants Jun 2010	2010/06/14	2010/06/22
19725	CC Rabobank B.A. - CC Bank European Put Warrants Jun 2010	2010/06/14	2010/06/22
19795	Citigroup Global Mkt H Inc. - Minsheng Bank Euro Wts Jun10	2010/06/14	2010/06/22
19771	SGA Societe Generale Acceptance N.V. - CMB Euro Wts Jun 2010	2010/06/14	2010/06/22
19775	SGA Societe Generale Acceptance N.V. - HKEEx Eu Wt Jun 2010 C	2010/06/14	2010/06/22
19900	Merrill Lynch Int'l & Co. C.V. - JX Copper Euro Put Wt Jun10	2010/06/14	2010/06/22
20007	Credit Suisse AG - Jiangxi Copper European Wts Jun 2010	2010/06/14	2010/06/22
20060	Credit Suisse AG - BYD European Warrants Jun 2010	2010/06/14	2010/06/22
20316	Deutsche Bank AG - Lenovo European Warrants Jun 2010	2010/06/14	2010/06/22
20485	Deutsche Bank AG - HSBC European Warrants Jun 2010 E	2010/06/14	2010/06/22
20496	KBC Fin Products Int'l Ltd. - Hutchison Euro Wts Jun 2010	2010/06/14	2010/06/22
20600	KBC Fin Products Int'l Ltd. - China Life Eur Put Wt Jun 10G	2010/06/14	2010/06/22
20649	KBC Fin Products Int'l Ltd. - HKEEx European Warrants Jun 10	2010/06/14	2010/06/22
20686	KBC Fin Products Int'l Ltd. - China Overseas Euro Wts Jun10	2010/06/14	2010/06/22
20709	KBC Fin Products Int'l Ltd. - ICBC Euro Put Wts Jun 2010	2010/06/14	2010/06/22
20786	Credit Suisse AG - China Shenhua European Warrants Jun 2010	2010/06/14	2010/06/22
20777	Deutsche Bank AG - HKEEx European Warrants Jun 2010	2010/06/14	2010/06/22
20753	Merrill Lynch Int'l & Co. C.V. - BOCL European Wts Jun 2010B	2010/06/14	2010/06/22
20941	BOCI Asia Ltd. - HSBC European Warrants Jun 2010 B	2010/06/14	2010/06/22
21082	Deutsche Bank AG - A50 China European Put Wts Jun 2010	2010/06/14	2010/06/22
21217	Credit Suisse AG - China Mobile European Warrants Jun 2010 C	2010/06/14	2010/06/22
21195	RB of Scotland N.V. - A50 China European Warrants Jun 2010 E	2010/06/14	2010/06/22
21309	SGA Societe Generale Acceptance N.V. - BOCL Eu Wt Jun 2010 B	2010/06/14	2010/06/22
21313	Macquarie Bank Ltd. - China Overseas European Wts Jun 2010 B	2010/06/14	2010/06/22
17354	KBC Fin Products Int'l Ltd. - Ch Mobile Eu Put Wt Jun 2010 A	2010/06/15	2010/06/23
17485	HK Bank - CHALCO European Warrants Jun 2010 B	2010/06/15	2010/06/23
18010	J P Morgan SP BV - CHALCO European Warrants Jun 2010	2010/06/15	2010/06/23
18036	Citigroup Global Mkt H Inc. - Agile Ppt European Wts Jun10	2010/06/15	2010/06/23
18375	BOCI Asia Ltd. - China Mobile European Put Warrants Jun 2010	2010/06/15	2010/06/23
18445	BOCI Asia Ltd. - PetroChina European Warrants Jun 2010	2010/06/15	2010/06/23
18678	RB of Scotland N.V. - Tencent Holdings European Wts Jun10 A	2010/06/15	2010/06/23
18807	BNP Paribas Arbit Issu B.V. - Cheung Kong European Wts Jun10	2010/06/15	2010/06/23
18870	BNP Paribas Arbit Issu B.V. - Ch Mobile Eu Put Wt Jun 2010 A	2010/06/15	2010/06/23
18967	HK Bank -BYD European Warrants Jun 2010	2010/06/15	2010/06/23
18993	Macquarie Bank Ltd. - China COSCO European Warrants Jun 2010	2010/06/15	2010/06/23
19217	Citigroup Global Mkt H Inc. - CITIC Pacific Eu Wt Jun 2010 B	2010/06/15	2010/06/23
19218	Citigroup Global Mkt H Inc. - KECL European Warrants Jun 10	2010/06/15	2010/06/23
19226	Macquarie Bank Ltd. - CNBM European Warrants Jun 2010	2010/06/15	2010/06/23
19490	Deutsche Bank AG - BYD European Put Warrants Jun 2010	2010/06/15	2010/06/23
19581	RB of Scotland N.V. - BYD European Warrants Jun 2010 B	2010/06/15	2010/06/23
19739	Deutsche Bank AG - Sinopec Corp European Warrants Jun 2010	2010/06/15	2010/06/23
19815	RB of Scotland N.V. - Sinopec Corp European Warrants Jun10A	2010/06/15	2010/06/23
19942	HK Bank - CC Bank European Warrants Jun 2010 B	2010/06/15	2010/06/23
19965	Macquarie Bank Ltd. - Ch Dongxiang European Warrants Jun 10	2010/06/15	2010/06/23
20069	J P Morgan SP BV - Cheung Kong European Warrants Jun 2010	2010/06/15	2010/06/23
20190	Deutsche Bank AG - A50 China European Warrants Jun 2010 B	2010/06/15	2010/06/23

## List of expired derivative warrants, 2010 (continued)

Code	Warrant	Last trading date	Delisted date
20270	Deutsche Bank AG - China Mobile European Warrants Jun 2010 D	2010/06/15	2010/06/23
20518	KBC Fin Products Int'l Ltd. - Sinopec Euro Wts Jun 2010 C	2010/06/15	2010/06/23
20567	RB of Scotland N.V. - Sinopec Corp European Warrants Jun 10B	2010/06/15	2010/06/23
20596	KBC Fin Products Int'l Ltd. - China Life Euro Wts Jun 2010 F	2010/06/15	2010/06/23
20927	KBC Fin Products Int'l Ltd. - A50 Ch Euro Wts Jun 2010 B	2010/06/15	2010/06/23
20937	KBC Fin Products Int'l Ltd. - A50 Ch European Put Wts Jun 10	2010/06/15	2010/06/23
21088	Macquarie Bank Ltd. - Alibaba European Warrants Jun 2010	2010/06/15	2010/06/23
21532	HK Bank - China Mobile European Warrants Jun 2010	2010/06/15	2010/06/23
14748	Merrill Lynch Int'l & Co. C.V. - Ping An Euro Wts Jun 2010	2010/06/17	2010/06/24
16824	SGA Societe Generale Acceptance N.V. - CNOOC Eu Wt Jun 2010A	2010/06/17	2010/06/24
19029	BNP Paribas Arbit Issu B.V. - PetroCh Euro Wts Jun 2010 B	2010/06/17	2010/06/24
19531	BOCI Asia Ltd. - Hutchison European Warrants Jun 2010	2010/06/17	2010/06/24
19569	BOCI Asia Ltd. - ICBC European Warrants Jun 2010	2010/06/17	2010/06/24
20538	HK Bank - Angang Steel European Warrants Jun 2010	2010/06/17	2010/06/24
20913	SGA Societe Generale Acceptance N.V. - HWL Eur Wt Jun 2010 C	2010/06/17	2010/06/24
21117	SGA Societe Generale Acceptance N.V. - A50 Ch Eu Wt Jun 10C	2010/06/17	2010/06/24
13053	J P Morgan SP BV - Maanshan Iron European Warrants Jun 2010	2010/06/18	2010/06/25
18538	HK Bank - China COSCO European Warrants Jun 2010	2010/06/18	2010/06/25
18536	HK Bank - China Coal European Warrants Jun 2010	2010/06/18	2010/06/25
18597	CC Rabobank B.A. - BYD European Warrants Jun 2010	2010/06/18	2010/06/25
19722	CC Rabobank B.A. - Sino Ocean Land European Warrants Jun 10	2010/06/18	2010/06/25
20024	KBC Fin Products Int'l Ltd. - HSBC European Wts Jun 2010 G	2010/06/18	2010/06/25
20797	Merrill Lynch Int'l & Co. C.V. - Ch Mobile Eur Wt Jun 2010 B	2010/06/18	2010/06/25
21496	Merrill Lynch Int'l & Co. C.V. - Hutchison Euro Wts Jun 2010	2010/06/18	2010/06/25
15045	HK Bank - Ch Comm Cons European Warrants Jun 2010	2010/06/21	2010/06/28
17151	CC Rabobank B.A. - A50 China European Warrants Jun 2010 A	2010/06/21	2010/06/28
17305	CC Rabobank B.A. - Ch Mobile European Put Wts Jun 2010 A	2010/06/21	2010/06/28
17783	HK Bank - PetroChina European Put Warrants Jun 2010	2010/06/21	2010/06/28
18575	Citigroup Global Mkt H Inc. - Datang European Warrants Jun10	2010/06/21	2010/06/28
18695	HK Bank - Nine Dragons European Warrants Jun 2010	2010/06/21	2010/06/28
18696	HK Bank - Tencent European Warrants Jun 2010	2010/06/21	2010/06/28
18998	HK Bank - China EB Ltd European Warrants Jun 2010	2010/06/21	2010/06/28
19051	HK Bank - Geely Auto European Warrants Jun 2010 A	2010/06/21	2010/06/28
19052	HK Bank - Hidili Industry European Warrants Jun 2010	2010/06/21	2010/06/28
19053	HK Bank - Zhaojin Mining European Warrants Jun 2010	2010/06/21	2010/06/28
19475	HK Bank - China Shenhua European Warrants Jun 2010	2010/06/21	2010/06/28
19782	HK Bank - Geely Auto European Warrants Jun 2010 B	2010/06/21	2010/06/28
20132	J P Morgan SP BV - Zijin Mining European Warrants Jun 2010	2010/06/21	2010/06/28
20846	KBC Fin Products Int'l Ltd. - China Life Euro Wts Jun 2010 I	2010/06/21	2010/06/28
21405	Macquarie Bank Ltd. - CC Bank European Warrants Jun 2010	2010/06/21	2010/06/28
07151	UBS AG - Maanshan Iron European Warrants Jun 2010	2010/06/22	2010/06/29
13907	UBS AG - SMIC European Warrants Jun 2010	2010/06/22	2010/06/29
14530	UBS AG - Lenovo European Warrants Jun 2010	2010/06/22	2010/06/29
15910	HK Bank - CHALCO European Warrants Jun 2010 A	2010/06/22	2010/06/29
16235	BNP Paribas Arbit Issu B.V. - HSBC European Wts Jun 2010 A	2010/06/22	2010/06/29
17037	Merrill Lynch Int'l & Co. C.V. - Ch Overseas Eur Wt Jun 10 A	2010/06/22	2010/06/29
17196	UBS AG - SHK Ppt European Put Warrants Jun 2010 C	2010/06/22	2010/06/29
17205	SGA Societe Generale Acceptance N.V. - HKEx Eu Wt Jun 2010 A	2010/06/22	2010/06/29
17563	UBS AG - China Mobile European Put Warrants Jun 2010 A	2010/06/22	2010/06/29
17567	UBS AG - HKEx European Warrants Jun 2010 A	2010/06/22	2010/06/29
17595	UBS AG - Ping An European Warrants Jun 2010	2010/06/22	2010/06/29
17692	BNP Paribas Arbit Issu B.V. - A50 China Euro Put Wts Jun10	2010/06/22	2010/06/29
17766	Citigroup Global Mkt H Inc. - A50 China Euro Wts Jun 2010	2010/06/22	2010/06/29
17770	Citigroup Global Mkt H Inc. - A50 China Eur Put Wts Jun 2010	2010/06/22	2010/06/29
17936	UBS AG - A50 China European Warrants Jun 2010 A	2010/06/22	2010/06/29
18113	UBS AG - SHK Ppt European Warrants Jun 2010 B	2010/06/22	2010/06/29
18270	Citigroup Global Mkt H Inc. - Jiangxi Copper Euro Wts Jun10	2010/06/22	2010/06/29
18465	RB of Scotland N.V. - A50 China European Warrants Jun 2010 A	2010/06/22	2010/06/29
18470	Credit Suisse - Tencent Holdings European Warrants Jun 2010	2010/06/22	2010/06/29
18481	Citigroup Global Mkt H Inc. - Huaneng Power Euro Wts Jun10	2010/06/22	2010/06/29
18517	Macquarie Bank Ltd. - SHK Ppt European Warrants Jun 2010	2010/06/22	2010/06/29
18545	HK Bank - BOCL European Warrants Jun 2010	2010/06/22	2010/06/29
18548	HK Bank - Sinopec Corp European Warrants Jun 2010	2010/06/22	2010/06/29
18549	HK Bank - Ch Ship Cont European Warrants Jun 2010	2010/06/22	2010/06/29
18551	HK Bank - Jiangxi Copper European Warrants Jun 2010	2010/06/22	2010/06/29
18572	Citigroup Global Mkt H Inc. - CNBM European Warrants Jun 10	2010/06/22	2010/06/29
18731	BNP Paribas Arbit Issu B.V. - Tencent Holdings Eu Wts Jun10A	2010/06/22	2010/06/29
18784	Citigroup Global Mkt H Inc. - HKEx European Wts Jun 2010 B	2010/06/22	2010/06/29
18950	Citigroup Global Mkt H Inc. - China Mobile Eur Wt Jun 2010	2010/06/22	2010/06/29
18953	Citigroup Global Mkt H Inc. - Ping An Euro Wts Jun 2010	2010/06/22	2010/06/29
18979	SGA Societe Generale Acceptance N.V. - CK(H) Eu Wt Jun 2010	2010/06/22	2010/06/29
19005	UBS AG - Tencent Holdings European Warrants Jun 2010 A	2010/06/22	2010/06/29
19069	BNP Paribas Arbit Issu B.V. - Tencent Holdings Eu Wts Jun10B	2010/06/22	2010/06/29
19180	Merrill Lynch Int'l & Co. C.V. - Tencent European Wts Jun 10	2010/06/22	2010/06/29
19229	Credit Suisse - China Life European Put Warrants Jun 2010	2010/06/22	2010/06/29
19250	BNP Paribas Arbit Issu B.V. - Hutchison European Wts Jun 10A	2010/06/22	2010/06/29
19273	CC Rabobank B.A. - Tencent Holdings European Wts Jun 2010 C	2010/06/22	2010/06/29
19318	Deutsche Bank AG - ICBC European Put Warrants Jun 2010	2010/06/22	2010/06/29
19308	UBS AG - China Unicom European Warrants Jun 2010	2010/06/22	2010/06/29
19322	Merrill Lynch Int'l & Co. C.V. - CM Bank Euro Wts Jun 2010 C	2010/06/22	2010/06/29
19325	Merrill Lynch Int'l & Co. C.V. - CNOOC Euro Put Wts Jun 2010	2010/06/22	2010/06/29
19471	Deutsche Bank AG - ICBC European Warrants Jun 2010	2010/06/22	2010/06/29
19512	BNP Paribas Arbit Issu B.V. - Shimao Ppt European Wts Jun10	2010/06/22	2010/06/29
19572	SGA Societe Generale Acceptance N.V.-SPDR Gold T Eu Wt Jun10	2010/06/22	2010/06/29
19577	SGA Societe Generale Acceptance N.V. - SPDR Eu Put Wt Jun10A	2010/06/22	2010/06/29
19578	SGA Societe Generale Acceptance N.V. - SPDR Eu Put Wt Jun10B	2010/06/22	2010/06/29
19639	SGA Societe Generale Acceptance NV-Minsheng Bk Eu Wt Jun10B	2010/06/22	2010/06/29

## List of expired derivative warrants, 2010 (continued)

Code	Warrant	Last trading date	Delisted date
19668	SGA Societe Generale Acceptance N.V. - BOCL Eu Wt Jun 2010 A	2010/06/22	2010/06/29
10935	RB of Scotland N.V. - Gold European Put Warrants Jun 2010	2010/06/22	2010/06/29
19699	SGA Societe Generale Acceptance N.V. - HWL Eur Wt Jun 2010 B	2010/06/22	2010/06/29
19741	Deutsche Bank AG - CNOOC European Put Warrants Jun 2010	2010/06/22	2010/06/29
19736	UBS AG - BYD European Warrants Jun 2010 B	2010/06/22	2010/06/29
19844	Merrill Lynch Int'l & Co. C.V. - HS Bank Euro Wts Jun 2010	2010/06/22	2010/06/29
19883	UBS AG - ICBC European Warrants Jun 2010 B	2010/06/22	2010/06/29
19907	UBS AG - China Mobile European Warrants Jun 2010 C	2010/06/22	2010/06/29
19926	Barclays Bank plc - China Mobile European Warrants Jun 2010	2010/06/22	2010/06/29
19951	UBS AG - Sinopec Corp European Warrants Jun 2010	2010/06/22	2010/06/29
19969	UBS AG - A50 China European Warrants Jun 2010 B	2010/06/22	2010/06/29
19958	UBS AG - HSBC European Warrants Jun 2010 B	2010/06/22	2010/06/29
19962	UBS AG - Jiangxi Copper European Warrants Jun 2010	2010/06/22	2010/06/29
20015	RB of Scotland N.V. - HKEx European Warrants Jun 2010	2010/06/22	2010/06/29
20009	Credit Suisse AG - Sinopec Corp European Warrants Jun 2010 A	2010/06/22	2010/06/29
20011	Credit Suisse AG - Hutchison European Warrants Jun 2010	2010/06/22	2010/06/29
20066	Credit Suisse AG - BOCL European Warrants Jun 2010	2010/06/22	2010/06/29
20065	Credit Suisse AG - A50 China European Warrants Jun 2010	2010/06/22	2010/06/29
20072	J P Morgan SP BV - R&F Ppt European Warrants Jun 2010 B	2010/06/22	2010/06/29
20075	J P Morgan SP BV - Yanzhou Coal European Warrants Jun 2010 C	2010/06/22	2010/06/29
20055	Macquarie Bank Ltd. - Datang European Warrants Jun 2010	2010/06/22	2010/06/29
20158	KBC Fin Products Int'l Ltd. - CC Bank Euro Wts Jun 2010	2010/06/22	2010/06/29
20178	UBS AG - A50 China European Put Warrants Jun 2010	2010/06/22	2010/06/29
20219	BNP Paribas Arbit Issu B.V. - China Coal Euro Wts Jun 2010	2010/06/22	2010/06/29
20350	Merrill Lynch Int'l & Co. C.V. - HKEx Euro Wts Jun 2010	2010/06/22	2010/06/29
20376	Credit Suisse AG - HKEx European Warrants Jun 2010	2010/06/22	2010/06/29
20515	Credit Suisse AG - CC Bank European Warrants Jun 2010	2010/06/22	2010/06/29
20517	Credit Suisse AG - ICBC European Warrants Jun 2010	2010/06/22	2010/06/29
20607	RB of Scotland N.V. - A50 China European Put Wts Jun 2010 C	2010/06/22	2010/06/29
20653	SGA Societe Generale Acceptance N.V. - CNOOC Eu Put Wt Jun10	2010/06/22	2010/06/29
20800	Merrill Lynch Int'l & Co. C.V. - Sinopec Euro Wts Jun 2010	2010/06/22	2010/06/29
20903	Deutsche Bank AG - Bank of EA European Warrants Jun 2010	2010/06/22	2010/06/29
21016	RB of Scotland N.V. - China Life European Wts Jun 2010 B	2010/06/22	2010/06/29
21077	Deutsche Bank AG - Alibaba European Warrants Jun 2010	2010/06/22	2010/06/29
21086	Deutsche Bank AG - Ping An European Warrants Jun 2010	2010/06/22	2010/06/29
21071	J P Morgan SP BV - China Life European Warrants Jun 2010 B	2010/06/22	2010/06/29
21270	SGA Societe Generale Acceptance N.V. - HKEx Eu Wt Jun 2010 D	2010/06/22	2010/06/29
21394	RB of Scotland N.V. - China Mobile European Wts Jun 2010 A	2010/06/22	2010/06/29
21395	RB of Scotland N.V. - China Mobile European Wts Jun 2010 B	2010/06/22	2010/06/29
21524	Deutsche Bank AG - HSBC European Put Warrants Jun 2010 F	2010/06/22	2010/06/29
01803	J P Morgan SP BV - Denway European Warrants Jun 2010	2010/06/23	2010/06/30
14497	Fortis Bank S.A./N.V. - Ping An European Warrants Jun 2010	2010/06/23	2010/06/30
14879	Fortis Bank S.A./N.V. - Esprit European Warrants Jun 2010	2010/06/23	2010/06/30
15416	Macquarie Bank Ltd. - Ping An European Warrants Jun 2010	2010/06/23	2010/06/30
15739	CC Rabobank B.A. - CNOOC European Warrants Jun 2010 A	2010/06/23	2010/06/30
15742	CC Rabobank B.A. - PetroChina European Warrants Jun 2010 A	2010/06/23	2010/06/30
15989	RB of Scotland N.V. - CC Bank European Warrants Jun 2010	2010/06/23	2010/06/30
16340	Macquarie Bank Ltd. - New World Dev European Wts Jun 2010	2010/06/23	2010/06/30
16437	Macquarie Bank Ltd. - SHK Ppt European Put Warrants Jun 2010	2010/06/23	2010/06/30
16532	Macquarie Bank Ltd. - Ch Comm Cons European Wts Jun 2010	2010/06/23	2010/06/30
16567	Macquarie Bank Ltd. - China Unicom European Wts Jun 2010	2010/06/23	2010/06/30
16790	Macquarie Bank Ltd. - China Coal European Warrants Jun 2010	2010/06/23	2010/06/30
16833	J P Morgan SP BV - Ping An European Warrants Jun 2010	2010/06/23	2010/06/30
16834	J P Morgan SP BV - Yanzhou Coal European Warrants Jun 2010A	2010/06/23	2010/06/30
16951	Macquarie Bank Ltd. - CNOOC European Put Warrants Jun 2010	2010/06/23	2010/06/30
17022	Macquarie Bank Ltd. - HKEx European Warrants Jun 2010	2010/06/23	2010/06/30
17115	Macquarie Bank Ltd. - China Mobile Euro Put Wts Jun 2010	2010/06/23	2010/06/30
17158	Macquarie Bank Ltd. - CM Bank European Warrants Jun 2010 A	2010/06/23	2010/06/30
17177	Macquarie Bank Ltd. - PetroChina European Wts Jun 2010 A	2010/06/23	2010/06/30
17199	CC Rabobank B.A. - HSBC European Put Warrants Jun 2010 C	2010/06/23	2010/06/30
17301	Macquarie Bank Ltd. - CNOOC European Warrants Jun 2010	2010/06/23	2010/06/30
17371	Barclays Bank plc - A50 China European Warrants Jun 2010	2010/06/23	2010/06/30
17464	Macquarie Bank Ltd. - Henderson Land Dev Euro Wts Jun 2010	2010/06/23	2010/06/30
17465	Macquarie Bank Ltd. - Wharf European Warrants Jun 2010 A	2010/06/23	2010/06/30
17630	Macquarie Bank Ltd. - Tencent European Put Warrants Jun 10A	2010/06/23	2010/06/30
17718	BNP Paribas Arbit Issu B.V. - Ping An European Wts Jun10	2010/06/23	2010/06/30
17777	HK Bank - A50 China European Warrants Jun 2010	2010/06/23	2010/06/30
17781	HK Bank - A50 China European Put Warrants Jun 2010	2010/06/23	2010/06/30
17866	Deutsche Bank AG - HSBC European Put Warrants Jun 2010 A	2010/06/23	2010/06/30
17856	Macquarie Bank Ltd. - Agile Ppt European Warrants Jun 2010	2010/06/23	2010/06/30
17903	Merrill Lynch Int'l & Co. C.V. - HSBC Euro Put Wt Jun 2010	2010/06/23	2010/06/30
17978	CC Rabobank B.A. - A50 China European Warrants Jun 2010 C	2010/06/23	2010/06/30
17990	Merrill Lynch Int'l & Co. C.V. - HSI European Warrants Jun10A	2010/06/23	2010/06/30
18174	Macquarie Bank Ltd. - Bank of EA European Warrants Jun 2010A	2010/06/23	2010/06/30
18179	Macquarie Bank Ltd. - Stanchart European Warrants Jun 2010	2010/06/23	2010/06/30
18225	Citigroup Global Mkt H Inc. - MTRC European Wts Jun 2010	2010/06/23	2010/06/30
18249	Macquarie Bank Ltd. - Dongfeng Motor European Wts Jun 2010 A	2010/06/23	2010/06/30
18299	Macquarie Bank Ltd. - Tencent European Warrants Jun 2010 C	2010/06/23	2010/06/30
18303	Macquarie Bank Ltd. - Tencent European Put Warrants Jun 10B	2010/06/23	2010/06/30
18301	Merrill Lynch Int'l & Co. C.V. - HSI European Warrants Jun10B	2010/06/23	2010/06/30
18302	Merrill Lynch Int'l & Co. C.V. - HSI European Warrants Jun10C	2010/06/23	2010/06/30
18304	Merrill Lynch Int'l & Co. C.V. - HSI European Warrants Jun10D	2010/06/23	2010/06/30
18308	Merrill Lynch Int'l & Co. C.V. - HSI European Put Wts Jun 10E	2010/06/23	2010/06/30
18309	Merrill Lynch Int'l & Co. C.V. - HSI European Put Wts Jun 10F	2010/06/23	2010/06/30
18377	Deutsche Bank AG - China Mobile European Put Wts Jun 2010	2010/06/23	2010/06/30
18518	Macquarie Bank Ltd. - Tencent European Warrants Jun 2010 D	2010/06/23	2010/06/30
18579	Merrill Lynch Int'l & Co. C.V. - HSI European Warrants Jun10G	2010/06/23	2010/06/30

## List of expired derivative warrants, 2010 (continued)

Code	Warrant	Last trading date	Delisted date
18580	Merrill Lynch Int'l & Co. C.V. - HSI European Warrants Jun10H	2010/06/23	2010/06/30
18657	Macquarie Bank Ltd. - Cheung Kong European Warrants Jun 2010	2010/06/23	2010/06/30
18713	Barclays Bank plc - HSI European Warrants Jun 2010 A	2010/06/23	2010/06/30
18746	Goldman Sachs SP (Asia) - CNOOC European Warrants Jun 2010	2010/06/23	2010/06/30
18792	RB of Scotland N.V. - PetroChina European Wts Jun 2010 B	2010/06/23	2010/06/30
18897	Macquarie Bank Ltd. - Hutchison European Warrants Jun 2010	2010/06/23	2010/06/30
18925	Barclays Bank plc - HSI European Warrants Jun 2010 B	2010/06/23	2010/06/30
18926	Barclays Bank plc - HSI European Warrants Jun 2010 C	2010/06/23	2010/06/30
18927	Barclays Bank plc - HSI European Warrants Jun 2010 D	2010/06/23	2010/06/30
18928	Barclays Bank plc - HSI European Warrants Jun 2010 E	2010/06/23	2010/06/30
18929	Barclays Bank plc - HSI European Warrants Jun 2010 F	2010/06/23	2010/06/30
18930	Barclays Bank plc - HSI European Warrants Jun 2010 G	2010/06/23	2010/06/30
18955	Macquarie Bank Ltd. - Denway Motors European Wts Jun 2010	2010/06/23	2010/06/30
19046	Macquarie Bank Ltd. - Zhaojin Mining European Warrants Jun10	2010/06/23	2010/06/30
19142	J P Morgan SP BV - BOC HK European Warrants Jun 2010	2010/06/23	2010/06/30
19153	Merrill Lynch Int'l & Co. C.V. - HSI European Put Wts Jun 10I	2010/06/23	2010/06/30
19206	J P Morgan SP BV - China Life European Warrants Jun 2010 A	2010/06/23	2010/06/30
19208	J P Morgan SP BV - Stanchart European Warrants Jun 2010	2010/06/23	2010/06/30
19195	Macquarie Bank Ltd. - Weichai Power European Warrants Jun 10	2010/06/23	2010/06/30
19241	KBC Fin Products Int'l Ltd. - HSI European Wts Jun 2010 A	2010/06/23	2010/06/30
19242	KBC Fin Products Int'l Ltd. - HSI European Wts Jun 2010 B	2010/06/23	2010/06/30
19260	BNP Paribas Arbit Issu B.V. - HSI European Wts Jun 2010 A	2010/06/23	2010/06/30
19283	J P Morgan SP BV - HSBC European Warrants Jun 2010	2010/06/23	2010/06/30
19301	CC Rabobank B.A. - Denway Motors European Warrants Jun 2010	2010/06/23	2010/06/30
19299	CC Rabobank B.A. - HSI European Warrants Jun 2010 A	2010/06/23	2010/06/30
19302	CC Rabobank B.A. - Huaneng Power European Warrants Jun 2010	2010/06/23	2010/06/30
19363	CC Rabobank B.A. - China Life European Warrants Jun 2010 A	2010/06/23	2010/06/30
19368	CC Rabobank B.A. - ICBC European Warrants Jun 2010	2010/06/23	2010/06/30
19396	KBC Fin Products Int'l Ltd. - HSI European Wts Jun 2010 C	2010/06/23	2010/06/30
19409	J P Morgan SP BV - Angang Steel European Warrants Jun 2010	2010/06/23	2010/06/30
19411	J P Morgan SP BV - Ch Comm Cons European Warrants Jun 2010	2010/06/23	2010/06/30
19413	J P Morgan SP BV - Yanzhou Coal European Warrants Jun 2010 B	2010/06/23	2010/06/30
19467	HK Bank - CC Bank European Warrants Jun 2010 A	2010/06/23	2010/06/30
19449	HK Bank - CM Bank European Warrants Jun 2010	2010/06/23	2010/06/30
19560	HK Bank - HSCEI European Warrants Jun 2010 A	2010/06/23	2010/06/30
19561	HK Bank - HSCEI European Warrants Jun 2010 B	2010/06/23	2010/06/30
19562	HK Bank - HSCEI European Warrants Jun 2010 C	2010/06/23	2010/06/30
19563	HK Bank - HSCEI European Warrants Jun 2010 D	2010/06/23	2010/06/30
19567	HK Bank - HSCEI European Put Warrants Jun 2010 E	2010/06/23	2010/06/30
19568	HK Bank - HSCEI European Put Warrants Jun 2010 F	2010/06/23	2010/06/30
19552	HK Bank - HSI European Warrants Jun 2010 A	2010/06/23	2010/06/30
19553	HK Bank - HSI European Warrants Jun 2010 B	2010/06/23	2010/06/30
19554	HK Bank - HSI European Warrants Jun 2010 C	2010/06/23	2010/06/30
19557	HK Bank - HSI European Put Warrants Jun 2010 D	2010/06/23	2010/06/30
19558	HK Bank - HSI European Put Warrants Jun 2010 E	2010/06/23	2010/06/30
19559	HK Bank - HSI European Put Warrants Jun 2010 F	2010/06/23	2010/06/30
19570	CC Rabobank B.A. - HSI European Warrants Jun 2010 B	2010/06/23	2010/06/30
19571	CC Rabobank B.A. - HSI European Warrants Jun 2010 C	2010/06/23	2010/06/30
19575	CC Rabobank B.A. - HSI European Put Warrants Jun 2010 D	2010/06/23	2010/06/30
19576	CC Rabobank B.A. - HSI European Put Warrants Jun 2010 E	2010/06/23	2010/06/30
19617	BNP Paribas Arbit Issu B.V. - HSCEI European Wts Jun 2010	2010/06/23	2010/06/30
19621	BNP Paribas Arbit Issu B.V. - HSCEI Euro Put Wts Jun 2010	2010/06/23	2010/06/30
19636	HK Bank - Minsheng Bank European Warrants Jun 2010	2010/06/23	2010/06/30
19692	BNP Paribas Arbit Issu B.V. - Sinopec Corp Euro Wts Jun 10A	2010/06/23	2010/06/30
19687	BNP Paribas Arbit Issu B.V. - HSI European Wts Jun 2010 B	2010/06/23	2010/06/30
19688	BNP Paribas Arbit Issu B.V. - HSI European Wts Jun 2010 C	2010/06/23	2010/06/30
19694	BNP Paribas Arbit Issu B.V. - Hutchison European Wts Jun 10B	2010/06/23	2010/06/30
19666	Deutsche Bank AG - HSI European Warrants Jun 2010 A	2010/06/23	2010/06/30
19667	Deutsche Bank AG - HSI European Warrants Jun 2010 B	2010/06/23	2010/06/30
19671	Deutsche Bank AG - HSI European Put Warrants Jun 2010 C	2010/06/23	2010/06/30
19672	Deutsche Bank AG - HSI European Put Warrants Jun 2010 D	2010/06/23	2010/06/30
19679	J P Morgan SP BV - BEA European Warrants Jun 2010	2010/06/23	2010/06/30
19676	J P Morgan SP BV - C Transmission European Warrants Jun 2010	2010/06/23	2010/06/30
19678	J P Morgan SP BV - Shimao Property European Wts Jun 2010	2010/06/23	2010/06/30
19680	KBC Fin Products Int'l Ltd. - HSI Euro Put Wts Jun 2010 D	2010/06/23	2010/06/30
19681	KBC Fin Products Int'l Ltd. - HSI Euro Put Wts Jun 2010 E	2010/06/23	2010/06/30
19682	KBC Fin Products Int'l Ltd. - HSI Euro Put Wts Jun 2010 F	2010/06/23	2010/06/30
19683	KBC Fin Products Int'l Ltd. - HSI Euro Put Wts Jun 2010 G	2010/06/23	2010/06/30
19685	KBC Fin Products Int'l Ltd. - HSI Euro Put Wts Jun 2010 H	2010/06/23	2010/06/30
10928	RB of Scotland N.V. - Gold European Warrants Jun 2010	2010/06/23	2010/06/30
19713	BNP Paribas Arbit Issu B.V. - HSI Euro Put Wts Jun 2010 F	2010/06/23	2010/06/30
19709	BNP Paribas Arbit Issu B.V. - HSI European Wts Jun 2010 D	2010/06/23	2010/06/30
19733	J P Morgan SP BV - Chi Res Power European Warrants Jun 2010	2010/06/23	2010/06/30
19726	CC Rabobank B.A. - China Life European Put Warrants Jun 2010	2010/06/23	2010/06/30
19719	CC Rabobank B.A. - HSBC European Warrants Jun 2010 B	2010/06/23	2010/06/30
19724	CC Rabobank B.A. - HSBC European Put Warrants Jun 2010 D	2010/06/23	2010/06/30
19720	CC Rabobank B.A. - Hutchison European Warrants Jun 2010	2010/06/23	2010/06/30
19727	CC Rabobank B.A. - ICBC European Put Warrants Jun 2010	2010/06/23	2010/06/30
19760	Goldman Sachs SP (Asia) - CC Bank European Wts Jun 2010 A	2010/06/23	2010/06/30
19745	Macquarie Bank Ltd. - Geely Auto European Warrants Jun 2010B	2010/06/23	2010/06/30
19843	Deutsche Bank AG - HSI European Warrants Jun 2010 E	2010/06/23	2010/06/30
19831	J P Morgan SP BV - A50 China European Warrants Jun 2010 A	2010/06/23	2010/06/30
19886	Goldman Sachs SP (Asia) - HSI European Put Wts Jun 2010 A	2010/06/23	2010/06/30
19879	UBS AG - CC Bank European Warrants Jun 2010	2010/06/23	2010/06/30
19915	Goldman Sachs SP (Asia) - BOCL European Warrants Jun 2010 A	2010/06/23	2010/06/30
19916	Goldman Sachs SP (Asia) - BOCL European Warrants Jun 2010 B	2010/06/23	2010/06/30
19911	Goldman Sachs SP (Asia) - China Mobile Euro Wts Jun 2010 A	2010/06/23	2010/06/30



## List of expired derivative warrants, 2010 (continued)

Code	Warrant	Last trading date	Delisted date
19912	Goldman Sachs SP (Asia) - China Mobile Euro Wts Jun 2010 B	2010/06/23	2010/06/30
19913	Goldman Sachs SP (Asia) - HSBC European Warrants Jun 2010 A	2010/06/23	2010/06/30
19914	Goldman Sachs SP (Asia) - HSBC European Warrants Jun 2010 B	2010/06/23	2010/06/30
19918	SGA Societe Generale Acceptance N.V. - HSI Eur Wt Jun 2010 A	2010/06/23	2010/06/30
19919	SGA Societe Generale Acceptance N.V. - HSI Eur Wt Jun 2010 B	2010/06/23	2010/06/30
19923	SGA Societe Generale Acceptance N.V. - HSI Eu Put Wt Jun 10C	2010/06/23	2010/06/30
19924	SGA Societe Generale Acceptance N.V. - HSI Eu Put Wt Jun 10D	2010/06/23	2010/06/30
20010	Credit Suisse AG - Sinopec Corp European Warrants Jun 2010 B	2010/06/23	2010/06/30
20012	SGA Societe Generale Acceptance N.V. - HSCEI Eu Wt Jun10A	2010/06/23	2010/06/30
20013	SGA Societe Generale Acceptance N.V. - HSCEI Eu Wt Jun10B	2010/06/23	2010/06/30
20017	SGA Societe Generale Acceptance N.V. -HSCEI Eu Put Wt Jun10C	2010/06/23	2010/06/30
20018	SGA Societe Generale Acceptance N.V. -HSCEI Eu Put Wt Jun10D	2010/06/23	2010/06/30
20020	KBC Fin Products Int'l Ltd. - HSCEI Euro Wts Jun 2010 A	2010/06/23	2010/06/30
20021	KBC Fin Products Int'l Ltd. - HSCEI Euro Wts Jun 2010 B	2010/06/23	2010/06/30
20025	KBC Fin Products Int'l Ltd. - HSCEI Euro Put Wts Jun 2010 C	2010/06/23	2010/06/30
20026	KBC Fin Products Int'l Ltd. - HSCEI Euro Put Wts Jun 2010 D	2010/06/23	2010/06/30
20027	KBC Fin Products Int'l Ltd. - HSCEI Euro Put Wts Jun 2010 E	2010/06/23	2010/06/30
20023	KBC Fin Products Int'l Ltd. - HSI European Wts Jun 2010 I	2010/06/23	2010/06/30
20028	KBC Fin Products Int'l Ltd. - HSI Euro Put Wts Jun 2010 J	2010/06/23	2010/06/30
20071	J P Morgan SP BV - Yurun Food European Warrants Jun 2010	2010/06/23	2010/06/30
20107	Credit Suisse AG - Alibaba European Warrants Jun 2010	2010/06/23	2010/06/30
20109	Credit Suisse AG - Ch Overseas European Warrants Jun 2010	2010/06/23	2010/06/30
20111	Credit Suisse AG - PetroChina European Warrants Jun 2010 B	2010/06/23	2010/06/30
20089	J P Morgan SP BV - Agile Ppt European Warrants Jun 2010 B	2010/06/23	2010/06/30
20119	J P Morgan SP BV - HKEx European Warrants Jun 2010	2010/06/23	2010/06/30
20121	J P Morgan SP BV - MTRC European Warrants Jun 2010	2010/06/23	2010/06/30
20123	J P Morgan SP BV - SHK Ppt European Warrants Jun 2010 B	2010/06/23	2010/06/30
20124	J P Morgan SP BV - Yanzhou Coal European Warrants Jun 2010 D	2010/06/23	2010/06/30
20094	CC Rabobank B.A. - Ch Mobile European Warrants Jun 2010	2010/06/23	2010/06/30
20093	CC Rabobank B.A. - China Life European Warrants Jun 2010 B	2010/06/23	2010/06/30
20099	UBS AG - HSI European Warrants Jun 2010 D	2010/06/23	2010/06/30
20103	UBS AG - HSI European Put Warrants Jun 2010 A	2010/06/23	2010/06/30
20104	UBS AG - HSI European Put Warrants Jun 2010 B	2010/06/23	2010/06/30
20278	BNP Paribas Arbit Issu B.V. - CHALCO European Wts Jun 2010 B	2010/06/23	2010/06/30
20367	UBS AG - HSCEI European Warrants Jun 2010	2010/06/23	2010/06/30
20371	UBS AG - HSCEI European Put Warrants Jun 2010	2010/06/23	2010/06/30
20455	Macquarie Bank Ltd. - HSI European Warrants Jun 2010 A	2010/06/23	2010/06/30
20593	Barclays Bank plc - HSI European Put Warrants Jun 2010 H	2010/06/23	2010/06/30
20697	Credit Suisse AG - HSI European Put Warrants Jun 2010 A	2010/06/23	2010/06/30
20722	Deutsche Bank AG - HSI European Put Warrants Jun 2010 F	2010/06/23	2010/06/30
20723	KBC Fin Products Int'l Ltd. - HSI European Wts Jun 2010 K	2010/06/23	2010/06/30
20724	KBC Fin Products Int'l Ltd. - HSI European Wts Jun 2010 L	2010/06/23	2010/06/30
20725	KBC Fin Products Int'l Ltd. - HSI European Wts Jun 2010 M	2010/06/23	2010/06/30
20729	KBC Fin Products Int'l Ltd. - HSI Euro Put Wts Jun 2010 N	2010/06/23	2010/06/30
20677	Nomura Int'l plc - HSI European Put Warrants Jun 2010	2010/06/23	2010/06/30
20674	Nomura Int'l plc - HSI European Warrants Jun 2010 A	2010/06/23	2010/06/30
20675	Nomura Int'l plc - HSI European Warrants Jun 2010 B	2010/06/23	2010/06/30
20789	Credit Suisse AG - SHK Ppt European Warrants Jun 2010	2010/06/23	2010/06/30
20746	HK Bank - HSI European Warrants Jun 2010 G	2010/06/23	2010/06/30
20740	Macquarie Bank Ltd. - HSI European Put Warrants Jun 2010	2010/06/23	2010/06/30
20736	Macquarie Bank Ltd. - HSI European Warrants Jun 2010 B	2010/06/23	2010/06/30
20810	KBC Fin Products Int'l Ltd. - HSI Euro Put Wts Jun 2010 O	2010/06/23	2010/06/30
20814	UBS AG - HSI European Put Warrants Jun 2010 C	2010/06/23	2010/06/30
20858	RB of Scotland N.V. - HSI European Put Warrants Jun 2010 A	2010/06/23	2010/06/30
20906	RB of Scotland N.V. - A50 China European Warrants Jun 2010 B	2010/06/23	2010/06/30
20925	Goldman Sachs SP (Asia) - HSI European Warrants Jun 2010	2010/06/23	2010/06/30
20929	Goldman Sachs SP (Asia) - HSI European Put Wts Jun 2010 B	2010/06/23	2010/06/30
20930	Goldman Sachs SP (Asia) - HSI European Put Wts Jun 2010 C	2010/06/23	2010/06/30
20914	UBS AG - HSI European Warrants Jun 2010 E	2010/06/23	2010/06/30
20959	Barclays Bank plc - HSI European Put Warrants Jun 2010 I	2010/06/23	2010/06/30
20978	Goldman Sachs SP (Asia) - CC Bank European Wts Jun 2010 B	2010/06/23	2010/06/30
20980	Goldman Sachs SP (Asia) - China Mobile Euro Wts Jun 2010 C	2010/06/23	2010/06/30
20974	KBC Fin Products Int'l Ltd. - HSCEI Euro Put Wts Jun 2010 F	2010/06/23	2010/06/30
21002	CC Rabobank B.A. - HSI European Warrants Jun 2010 F	2010/06/23	2010/06/30
21006	CC Rabobank B.A. - HSI European Put Warrants Jun 2010 G	2010/06/23	2010/06/30
20989	SGA Societe Generale Acceptance N.V. - HSI Eu Put Wt Jun 10E	2010/06/23	2010/06/30
20990	SGA Societe Generale Acceptance N.V. - HSI Eu Put Wt Jun 10F	2010/06/23	2010/06/30
21031	BNP Paribas Arbit Issu B.V. - HSI European Wts Jun 2010 E	2010/06/23	2010/06/30
21036	BNP Paribas Arbit Issu B.V. - HSI Euro Put Wts Jun 2010 G	2010/06/23	2010/06/30
21063	Goldman Sachs SP (Asia) - China Life Euro Wts Jun 2010 B	2010/06/23	2010/06/30
21037	Macquarie Bank Ltd. - A50 China European Warrants Jun 2010	2010/06/23	2010/06/30
21085	RB of Scotland N.V. - A50 China European Put Wts Jun 2010 D	2010/06/23	2010/06/30
21193	Deutsche Bank AG - HSI European Warrants Jun 2010 G	2010/06/23	2010/06/30
21177	SGA Societe Generale Acceptance N.V. - HSI Eur Wt Jun 2010 G	2010/06/23	2010/06/30
21178	SGA Societe Generale Acceptance N.V. - HSI Eur Wt Jun 2010 H	2010/06/23	2010/06/30
21242	Goldman Sachs SP (Asia) - HKEx European Warrants Jun 2010	2010/06/23	2010/06/30
21312	Goldman Sachs SP (Asia)-Sinopec Corp European Warrants Jun10	2010/06/23	2010/06/30
21355	Goldman Sachs SP (Asia) - HSI European Put Wts Jun 2010 D	2010/06/23	2010/06/30
21356	Goldman Sachs SP (Asia) - HSI European Put Wts Jun 2010 E	2010/06/23	2010/06/30
21371	BNP Paribas Arbit Issu B.V. - HSI Euro Put Wts Jun 2010 H	2010/06/23	2010/06/30
21373	Goldman Sachs SP (Asia) - A50 China European Wts Jun 2010	2010/06/23	2010/06/30
21494	RB of Scotland N.V. - HSI European Warrants Jun 2010	2010/06/23	2010/06/30
21498	RB of Scotland N.V. - HSI European Put Warrants Jun 2010 B	2010/06/23	2010/06/30
21571	UBS AG - HSI European Put Warrants Jun 2010 F	2010/06/23	2010/06/30
21633	Barclays Bank plc - HSI European Put Warrants Jun 2010 J	2010/06/23	2010/06/30
21641	Credit Suisse AG - HSI European Warrants Jun 2010	2010/06/23	2010/06/30
21645	Credit Suisse AG - HSI European Put Warrants Jun 2010 B	2010/06/23	2010/06/30

## List of expired derivative warrants, 2010 (continued)

Code	Warrant	Last trading date	Delisted date
21646	Credit Suisse AG - HSI European Put Warrants Jun 2010 C	2010/06/23	2010/06/30
21743	SGA Societe Generale Acceptance N.V. - HSI Eur Wt Jun 2010 I	2010/06/23	2010/06/30
15890	Standard Bank PLC - CNOOC European Warrants Jun 2010	2010/06/24	2010/07/02
18578	Citigroup Global Mkt H Inc. - Sh Ind H European Wts Jun10	2010/06/24	2010/07/02
18732	SGA Societe Generale Acceptance N.V. - HSBC Eu Put Wt Jun10	2010/06/24	2010/07/02
19084	RB of Scotland N.V. - BYD European Warrants Jun 2010 A	2010/06/24	2010/07/02
19382	BOCI Asia Ltd. - Guangdong Inv European Warrants Jun 2010	2010/06/24	2010/07/02
19501	HK Bank - China Life European Warrants Jun 2010	2010/06/24	2010/07/02
19530	BOCI Asia Ltd. - CM Bank European Warrants Jun 2010	2010/06/24	2010/07/02
19532	BOCI Asia Ltd. - Mongolia Energy European Warrants Jun 2010	2010/06/24	2010/07/02
19565	BOCI Asia Ltd. - BOCL European Warrants Jun 2010	2010/06/24	2010/07/02
19644	RB of Scotland N.V. - Minsheng Bank European Wts Jun2010	2010/06/24	2010/07/02
19670	SGA Societe Generale Acceptance N.V. - Ch Mob Eu Wt Jun 10B	2010/06/24	2010/07/02
19673	SGA Societe Generale Acceptance N.V. - CP&CC Eur Wt Jun 10B	2010/06/24	2010/07/02
19816	RB of Scotland N.V. - China Life European Put Wts Jun 2010	2010/06/24	2010/07/02
19882	UBS AG - ICBC European Warrants Jun 2010 A	2010/06/24	2010/07/02
19976	Nomura Int'l plc - China Life European Warrants Jun 2010 A	2010/06/24	2010/07/02
19977	Nomura Int'l plc - China Life European Warrants Jun 2010 B	2010/06/24	2010/07/02
19979	Nomura Int'l plc - China Life European Put Warrants Jun 2010	2010/06/24	2010/07/02
19972	Nomura Int'l plc - JIANC European Warrants Jun 2010 A	2010/06/24	2010/07/02
19973	Nomura Int'l plc - JIANC European Warrants Jun 2010 B	2010/06/24	2010/07/02
20088	SGA Societe Generale Acceptance N.V. - Ping An Eu Wt Jun 10	2010/06/24	2010/07/02
20143	J P Morgan SP BV - A50 China European Warrants Jun 2010 B	2010/06/24	2010/07/02
20144	J P Morgan SP BV - A50 China European Warrants Jun 2010 C	2010/06/24	2010/07/02
20130	Macquarie Bank Ltd. - Country Garden European Warrants Jun10	2010/06/24	2010/07/02
20131	Macquarie Bank Ltd. - Geely Auto European Put Warrants Jun10	2010/06/24	2010/07/02
20337	Nomura Int'l plc - China Mobile European Warrants Jun 2010	2010/06/24	2010/07/02
20339	Nomura Int'l plc - China Mobile European Put Warrants Jun 10	2010/06/24	2010/07/02
20334	Nomura Int'l plc - Sinopec European Warrants Jun 2010 A	2010/06/24	2010/07/02
20433	SGA Societe Generale Acceptance N.V. - CLife Eu Wt Jun 2010	2010/06/24	2010/07/02
20507	SGA Societe Generale Acceptance N.V. - CCB Eur Wt Jun 2010	2010/06/24	2010/07/02
20666	Nomura Int'l plc - Hutchison European Warrants Jun 2010 A	2010/06/24	2010/07/02
20668	Nomura Int'l plc - Tencent Holdings European Warrants Jun 10	2010/06/24	2010/07/02
20880	Macquarie Bank Ltd. - Jiangxi Copper European Wts Jun 2010	2010/06/24	2010/07/02
21253	Nomura Int'l plc - Sinopec European Warrants Jun 2010 B	2010/06/24	2010/07/02
21250	Nomura Int'l plc - Hutchison European Warrants Jun 2010 B	2010/06/24	2010/07/02
21614	HK Bank - China Life European Put Warrants Jun 2010	2010/06/24	2010/07/02
21776	Deutsche Bank AG - Hutchison European Warrants Jun 2010 B	2010/06/24	2010/07/02
18936	RB of Scotland N.V. - Jiangxi Copper European Wts Jul10A	2010/06/25	2010/07/05
19075	KBC Fin Products Int'l Ltd. - CNOOC European Wts Jul 2010 A	2010/06/25	2010/07/05
19073	Macquarie Bank Ltd. - CM Bank European Warrants Jul 2010	2010/06/25	2010/07/05
19150	BNP Paribas Arbit Issu B.V. - BYD European Warrants Jul 2010	2010/06/25	2010/07/05
19186	BNP Paribas Arbit Issu B.V.-CM Bank European Warrants Jul 10	2010/06/25	2010/07/05
19239	KBC Fin Products Int'l Ltd. - A50 Ch Euro Wts Jul 2010 A	2010/06/25	2010/07/05
19335	BNP Paribas Arbit Issu B.V. - Bank of EA European Wts Jul10A	2010/06/25	2010/07/05
19408	BNP Paribas Arbit Issu B.V. - Bank of EA European Wts Jul10B	2010/06/25	2010/07/05
20076	KBC Fin Products Int'l Ltd. - Sinopec Euro Wts Jul 2010 A	2010/06/25	2010/07/05
20056	Macquarie Bank Ltd. - Sinopec Corp European Wts Jul 2010	2010/06/25	2010/07/05
20057	Macquarie Bank Ltd. - Huaneng Power European Wts Jul 2010 A	2010/06/25	2010/07/05
20116	J P Morgan SP BV - China Everbright European Wts Jul 2010 A	2010/06/25	2010/07/05
20084	Macquarie Bank Ltd. - Jiangxi Copper European Wts Jul 2010 B	2010/06/25	2010/07/05
20145	KBC Fin Products Int'l Ltd. - BOCL European Wts Jul 2010 A	2010/06/25	2010/07/05
20136	KBC Fin Products Int'l Ltd. - China Life Euro Wts Jul 2010 B	2010/06/25	2010/07/05
20139	KBC Fin Products Int'l Ltd. - CMB European Warrants Jul 2010	2010/06/25	2010/07/05
20141	KBC Fin Products Int'l Ltd. - ICBC European Wts Jul 2010 A	2010/06/25	2010/07/05
20153	BNP Paribas Arbit Issu B.V. - Ch Mobile Euro Wts Jul 2010 A	2010/06/25	2010/07/05
20159	KBC Fin Products Int'l Ltd. - CC Bank Euro Wts Jul 2010 A	2010/06/25	2010/07/05
20805	CC Rabobank B.A. - China Life European Put Warrants Jul 2010	2010/06/25	2010/07/05
21236	KBC Fin Products Int'l Ltd. - Ch Mobile Euro Wt Jul 2010 B	2010/06/25	2010/07/05
21316	BNP Paribas Arbit Issu B.V. - HSBC European Wts Jul 2010	2010/06/25	2010/07/05
21465	KBC Fin Products Int'l Ltd. - CC Bank Euro Put Wts Jul 2010	2010/06/25	2010/07/05
21704	KBC Fin Products Int'l Ltd. - HSBC Euro Put Wts Jul 2010	2010/06/25	2010/07/05
16345	BNP Paribas Arbit Issu B.V. - CHALCO European Wts Jul 2010	2010/06/28	2010/07/06
16451	Deutsche Bank AG - CC Bank European Warrants Jul 2010 A	2010/06/28	2010/07/06
17844	Merrill Lynch Int'l & Co. C.V. - HS Bank Euro Put Wts Jul 10	2010/06/28	2010/07/06
17971	SGA Societe Generale Acceptance N.V.-Shimao Ppt Eu WtJul10	2010/06/28	2010/07/06
18698	Barclays Bank plc - China Mobile European Warrants Jul 2010A	2010/06/28	2010/07/06
18700	Barclays Bank plc - China Life European Warrants Jul 2010 A	2010/06/28	2010/07/06
18702	Barclays Bank plc - Sinopec Corp European Warrants Jul 2010A	2010/06/28	2010/07/06
18705	Barclays Bank plc - HKEx European Warrants Jul 2010 A	2010/06/28	2010/07/06
18774	Barclays Bank plc - ICBC European Warrants Jul 2010 A	2010/06/28	2010/07/06
18816	Barclays Bank plc - CC Bank European Warrants Jul 2010 A	2010/06/28	2010/07/06
18829	Barclays Bank plc - PetroChina European Warrants Jul 2010 A	2010/06/28	2010/07/06
18830	Barclays Bank plc - PetroChina European Warrants Jul 2010 B	2010/06/28	2010/07/06
18854	Barclays Bank plc - CNOOC European Warrants Jul 2010	2010/06/28	2010/07/06
18887	UBS AG - China Mobile European Put Warrants Jul 2010 C	2010/06/28	2010/07/06
18911	Barclays Bank plc - BOCL European Warrants Jul 2010	2010/06/28	2010/07/06
18909	Barclays Bank plc - China Life European Warrants Jul 2010 B	2010/06/28	2010/07/06
18935	J P Morgan SP BV - Tencent European Warrants Jul 2010 A	2010/06/28	2010/07/06
18956	Macquarie Bank Ltd. - HSBC European Warrants Jul 2010 C	2010/06/28	2010/07/06
18957	Macquarie Bank Ltd. - HSBC European Put Warrants Jul 2010 A	2010/06/28	2010/07/06
18961	SGA Societe Generale Acceptance N.V. - BYD Eu Put Wts Jul 10	2010/06/28	2010/07/06
19059	BNP Paribas Arbit Issu B.V.-BOCL European Put Warrants Jul10	2010/06/28	2010/07/06
19115	BNP Paribas Arbit Issu B.V. - China Life Euro Wts Jul 2010 A	2010/06/28	2010/07/06
19110	Macquarie Bank Ltd. - CC Bank European Put Warrants Jul 2010	2010/06/28	2010/07/06
19111	Macquarie Bank Ltd. - CNOOC European Put Warrants Jul 2010	2010/06/28	2010/07/06
19104	SGA Societe Generale Acceptance N.V. -CHALCO Eu Put Wt Jul10	2010/06/28	2010/07/06

## List of expired derivative warrants, 2010 (continued)

Code	Warrant	Last trading date	Delisted date
19103	SGA Societe Generale Acceptance N.V. - Tencent Eu Wt Jul 10B	2010/06/28	2010/07/06
19182	Macquarie Bank Ltd. - Anta Sports European Warrants Jul 2010	2010/06/28	2010/07/06
19175	Macquarie Bank Ltd. - Ping An European Warrants Jul 2010	2010/06/28	2010/07/06
19192	Macquarie Bank Ltd. - China Shenhua European Wts Jul 2010	2010/06/28	2010/07/06
19391	KBC Fin Products Int'l Ltd. - Zijin Mining European Wt Jul10	2010/06/28	2010/07/06
19381	Macquarie Bank Ltd. - HSBC European Put Warrants Jul 2010 B	2010/06/28	2010/07/06
19417	Barclays Bank plc - CHALCO European Warrants Jul 2010	2010/06/28	2010/07/06
19419	Barclays Bank plc - China Coal European Warrants Jul 2010	2010/06/28	2010/07/06
19416	Barclays Bank plc - CM Bank European Warrants Jul 2010	2010/06/28	2010/07/06
19424	Barclays Bank plc - HSBC European Warrants Jul 2010 A	2010/06/28	2010/07/06
19400	Macquarie Bank Ltd. - BOCHK European Warrants Jul 2010	2010/06/28	2010/07/06
19407	Macquarie Bank Ltd. - SHK Ppt European Put Warrants Jul 2010	2010/06/28	2010/07/06
19405	Macquarie Bank Ltd. - Yanzhou Coal European Wts Jul 2010 A	2010/06/28	2010/07/06
19451	BNP Paribas Arbit Issu B.V. - China Overseas Euro Wts Jul10	2010/06/28	2010/07/06
19439	SGA Societe Generale Acceptance N.V. - CP&CC Eur Wt Jul 10B	2010/06/28	2010/07/06
19516	Deutsche Bank AG - China Coal European Warrants Jul 2010 A	2010/06/28	2010/07/06
19495	Macquarie Bank Ltd. - HSBC European Warrants Jul 2010 D	2010/06/28	2010/07/06
19497	Macquarie Bank Ltd. - Jiangxi Copper European Wts Jul 2010 A	2010/06/28	2010/07/06
19524	BNP Paribas Arbit Issu B.V. - PetroCh Euro Wts Jul 2010	2010/06/28	2010/07/06
19583	Macquarie Bank Ltd. - Denway Motors European Wts Jul 2010	2010/06/28	2010/07/06
19674	SGA Societe Generale Acceptance N.V. - Ping An Eu Wt Jul 10	2010/06/28	2010/07/06
19866	Barclays Bank plc - PetroChina European Warrants Jul 2010 C	2010/06/28	2010/07/06
19867	Barclays Bank plc - PetroChina European Warrants Jul 2010 D	2010/06/28	2010/07/06
19935	Barclays Bank plc - A50 China European Warrants Jul 2010 A	2010/06/28	2010/07/06
19930	Barclays Bank plc - ICBC European Warrants Jul 2010 B	2010/06/28	2010/07/06
19920	SGA Societe Generale Acceptance N.V. - CCB Eur Wt Jul 2010 A	2010/06/28	2010/07/06
19921	SGA Societe Generale Acceptance N.V. - ICBC Eu Wt Jul 2010 A	2010/06/28	2010/07/06
19952	UBS AG - Sinopec Corp European Warrants Jul 2010 A	2010/06/28	2010/07/06
19988	Barclays Bank plc - HKEx European Warrants Jul 2010 B	2010/06/28	2010/07/06
19995	Barclays Bank plc - Tencent Holdings European Warrants Jul10A	2010/06/28	2010/07/06
19996	Barclays Bank plc - Tencent Holdings European Warrants Jul10B	2010/06/28	2010/07/06
20053	Barclays Bank plc - China Mobile European Put Warrants Jul10	2010/06/28	2010/07/06
20046	Barclays Bank plc - China Mobile European Warrants Jul 2010B	2010/06/28	2010/07/06
20033	Barclays Bank plc - Sinopec Corp European Warrants Jul 2010B	2010/06/28	2010/07/06
20034	Barclays Bank plc - Sinopec Corp European Warrants Jul 2010C	2010/06/28	2010/07/06
20045	Barclays Bank plc - HSBC European Put Warrants Jul 2010	2010/06/28	2010/07/06
20038	Barclays Bank plc - HSBC European Warrants Jul 2010 B	2010/06/28	2010/07/06
20039	Barclays Bank plc - HSBC European Warrants Jul 2010 C	2010/06/28	2010/07/06
20029	Barclays Bank plc - Jiangxi Copper European Warrants Jul 10A	2010/06/28	2010/07/06
20030	Barclays Bank plc - Jiangxi Copper European Warrants Jul 10B	2010/06/28	2010/07/06
20118	J P Morgan SP BV - Chi Res Power European Warrants Jul 2010	2010/06/28	2010/07/06
20125	UBS AG - China Life European Put Warrants Jul 2010	2010/06/28	2010/07/06
20157	KBC Fin Products Int'l Ltd. - BOCL Euro Put Wts Jul 2010	2010/06/28	2010/07/06
20173	Macquarie Bank Ltd. - China EB Ltd European Warrants Jul 10A	2010/06/28	2010/07/06
20177	Macquarie Bank Ltd. - Shimao Ppt European Warrants Jul 2010	2010/06/28	2010/07/06
20181	J P Morgan SP BV - ICBC European Warrants Jul 2010	2010/06/28	2010/07/06
20211	SGA Societe Generale Acceptance N.V. - CLife Eu Wt Jul 2010	2010/06/28	2010/07/06
20349	KBC Fin Products Int'l Ltd. - HKEx European Warrants Jul 10	2010/06/28	2010/07/06
20619	BNP Paribas Arbit Issu B.V. - ICBC European Put Wts Jul 2010	2010/06/28	2010/07/06
20699	Credit Suisse AG - Jiangxi Copper European Wts Jul 2010	2010/06/28	2010/07/06
20672	Nomura Int'l plc - A50 China European Warrants Jul 2010	2010/06/28	2010/07/06
20682	UBS AG - CC Bank European Warrants Jul 2010 A	2010/06/28	2010/07/06
20705	UBS AG - A50 China European Warrants Jul 2010 A	2010/06/28	2010/07/06
20767	KBC Fin Products Int'l Ltd. - A50 Ch Euro Wts Jul 2010 B	2010/06/28	2010/07/06
20757	Merrill Lynch Int'l & Co. C.V. - ICBC European Wts Jul 2010	2010/06/28	2010/07/06
20867	Credit Suisse AG - China Life European Warrants Jul 2010	2010/06/28	2010/07/06
20975	KBC Fin Products Int'l Ltd. - CNOOC European Wts Jul 2010 B	2010/06/28	2010/07/06
21019	KBC Fin Products Int'l Ltd. - China Life Euro Wts Jul 2010 C	2010/06/28	2010/07/06
20995	Macquarie Bank Ltd. - PetroChina European Wts Jul 2010	2010/06/28	2010/07/06
21061	BNP Paribas Arbit Issu B.V. - CNOOC European Wts Jul 2010	2010/06/28	2010/07/06
21045	Merrill Lynch Int'l & Co. C.V. - Hutchison Euro Wts Jul 2010	2010/06/28	2010/07/06
21119	SGA Societe Generale Acceptance N.V.-A50 Ch Eu Put Wt Jul 10	2010/06/28	2010/07/06
21268	SGA Societe Generale Acceptance N.V. - CNOOC Eu Wt Jul 2010	2010/06/28	2010/07/06
21631	Barclays Bank plc - China Life European Put Wts Jul 2010	2010/06/28	2010/07/06
21623	Barclays Bank plc - China Mobile European Wts Jul 2010 C	2010/06/28	2010/07/06
18380	BNP Paribas Arbit Issu B.V. - Ch Shenhua Euro Wts Jul 2010	2010/06/29	2010/07/07
18381	BNP Paribas Arbit Issu B.V. - Jiangxi Copper Eu Wts Jul 2010	2010/06/29	2010/07/07
18534	BNP Paribas Arbit Issu B.V. - HSBC European Put Wts Jul 2010	2010/06/29	2010/07/07
20191	RB of Scotland N.V. - China Mobile European Wts Jul 2010 A	2010/06/29	2010/07/07
20195	RB of Scotland N.V. - China Mobile European Wts Jul 2010 B	2010/06/29	2010/07/07
20994	Macquarie Bank Ltd. - Huaneng Power European Wts Jul 2010 B	2010/06/29	2010/07/07
20231	RB of Scotland N.V. - Sinopec Corp European Wts Jul 2010	2010/06/30	2010/07/08
20685	KBC Fin Products Int'l Ltd. - China Tel Euro Wts Jul 2010 A	2010/06/30	2010/07/08
21184	SGA Societe Generale Acceptance N.V.-HuanengPower Eu Wt Jul10	2010/06/30	2010/07/08
21841	Deutsche Bank AG - China Life European Warrants Jul 2010 B	2010/06/30	2010/07/08
19631	KBC Fin Products Int'l Ltd. - China Life Euro Wts Jul 2010 A	2010/07/02	2010/07/09
20161	KBC Fin Products Int'l Ltd. - China Life Eur Put Wt Jul 2010	2010/07/02	2010/07/09
20171	CC Rabobank B.A. - Shimao Ppt European Warrants Jul 2010	2010/07/02	2010/07/09
10939	SGA Societe Generale Acceptance NV-Nikkei 225 Eu Wt Jul10A	2010/07/05	2010/07/12
10940	SGA Societe Generale Acceptance NV-Nikkei 225 Eu Wt Jul10B	2010/07/05	2010/07/12
10943	SGA Societe Generale Acceptance NV-Nikkei 225 Eu Wt Jul10C	2010/07/05	2010/07/12
10947	SGA Societe Generale Acceptance NV-N225 Eu Put Wt Jul10D	2010/07/05	2010/07/12
10948	SGA Societe Generale Acceptance NV-N225 Eu Put Wt Jul10E	2010/07/05	2010/07/12
17574	UBS AG - HKEx European Put Warrants Jul 2010 A	2010/07/06	2010/07/13
17587	SGA Societe Generale Acceptance NV-Zijin Mining Eu Wt Jul10A	2010/07/06	2010/07/13
17820	Standard Bank PLC - CNOOC European Warrants Jul 2010	2010/07/06	2010/07/13
17962	SGA Societe Generale Acceptance N.V. - KECL Euro Wts Jul10	2010/07/06	2010/07/13

## List of expired derivative warrants, 2010 (continued)

Code	Warrant	Last trading date	Delisted date
18040	Citigroup Global Mkt H Inc. - A50 China Euro Wts Jul 2010	2010/07/06	2010/07/13
18140	KBC Fin Products Int'l Ltd. - Ch Mobile Eu Put Wt Jul 2010	2010/07/06	2010/07/13
18221	SGA Societe Generale Acceptance N.V. - A50 Ch Eu Wt Jul 10A	2010/07/06	2010/07/13
18368	SGA Societe Generale Acceptance N.V. - CMob Eu Put Wt Jul 10	2010/07/06	2010/07/13
18527	Merrill Lynch Int'l & Co. C.V. - BOCL European Wts Jul 2010	2010/07/06	2010/07/13
18577	Citigroup Global Mkt H Inc. - Nine Dragons Euro Wts Jul10	2010/07/06	2010/07/13
18780	Citigroup Global Mkt H Inc. - China Mengniu Euro Wts Jul10	2010/07/06	2010/07/13
19254	BNP Paribas Arbit Issu B.V. - A50 China Euro Wts Jul 2010	2010/07/06	2010/07/13
19740	Deutsche Bank AG - CNOOC European Warrants Jul 2010 A	2010/07/06	2010/07/13
19742	Deutsche Bank AG - ICBC European Warrants Jul 2010 A	2010/07/06	2010/07/13
10937	Deutsche Bank AG - USD/YEN European Warrants Jul 2010	2010/07/06	2010/07/13
10941	Deutsche Bank AG - USD/YEN European Put Warrants Jul 2010	2010/07/06	2010/07/13
10938	Deutsche Bank AG - NZD/USD European Warrants Jul 2010	2010/07/06	2010/07/13
10942	Deutsche Bank AG - NZD/USD European Put Warrants Jul 2010	2010/07/06	2010/07/13
20217	Deutsche Bank AG - Angang Steel European Warrants Jul 2010	2010/07/06	2010/07/13
20218	Deutsche Bank AG - Hutchison European Warrants Jul 2010	2010/07/06	2010/07/13
20242	Citigroup Global Mkt H Inc. - Denway Motors Euro Wts Jul10	2010/07/06	2010/07/13
20243	Citigroup Global Mkt H Inc. - Henganintl European Wts Jul10	2010/07/06	2010/07/13
20247	Citigroup Global Mkt H Inc. - SPDR Gold T European Wts Jul10	2010/07/06	2010/07/13
20258	Deutsche Bank AG - China EB Ltd European Warrants Jul 2010 A	2010/07/06	2010/07/13
20254	SGA Societe Generale Acceptance N.V. - A50 Ch Eu Wt Jul 10B	2010/07/06	2010/07/13
20255	SGA Societe Generale Acceptance N.V. - A50 Ch Eu Wt Jul 10C	2010/07/06	2010/07/13
20264	HK Bank - China Mobile European Warrants Jul 2010	2010/07/06	2010/07/13
20501	RB of Scotland N.V. - ICBC European Warrants Jul 2010	2010/07/06	2010/07/13
20584	Barclays Bank plc - A50 China European Warrants Jul 2010 B	2010/07/06	2010/07/13
20616	BNP Paribas Arbit Issu B.V. - ICBC European Wts Jul 2010	2010/07/06	2010/07/13
20623	UBS AG - ICBC European Warrants Jul 2010 A	2010/07/06	2010/07/13
20714	Deutsche Bank AG - A50 China European Warrants Jul 2010	2010/07/06	2010/07/13
20774	Deutsche Bank AG - China Mobile European Warrants Jul 2010	2010/07/06	2010/07/13
20819	Deutsche Bank AG - CM Bank European Warrants Jul 2010	2010/07/06	2010/07/13
20847	UBS AG - China Life European Warrants Jul 2010 A	2010/07/06	2010/07/13
20849	UBS AG - Jiangxi Copper European Warrants Jul 2010	2010/07/06	2010/07/13
20889	HK Bank - CC Bank European Warrants Jul 2010 B	2010/07/06	2010/07/13
21010	Deutsche Bank AG - China Coal European Warrants Jul 2010 B	2010/07/06	2010/07/13
21137	KBC Fin Products Int'l Ltd. - Tencent Holdings Eu Wt Jul10B	2010/07/06	2010/07/13
21160	BNP Paribas Arbit Issu B.V. - Ch Mobile Euro Wts Jul 2010 B	2010/07/06	2010/07/13
21337	Deutsche Bank AG - Sinopec Corp European Warrants Jul 2010 C	2010/07/06	2010/07/13
21380	Goldman Sachs SP (Asia) - CC Bank European Wts Jul 2010 C	2010/07/06	2010/07/13
21497	SGA Societe Generale Acceptance N.V. - Ch Mob Eu Wt Jul 10B	2010/07/06	2010/07/13
21626	Barclays Bank plc - ICBC European Warrants Jul 2010 C	2010/07/06	2010/07/13
10930	Deutsche Bank AG - Gold European Warrants Jul 2010	2010/07/07	2010/07/14
10936	Deutsche Bank AG - Gold European Put Warrants Jul 2010	2010/07/07	2010/07/14
20168	CC Rabobank B.A. - Huaneng Power European Warrants Jul 2010	2010/07/07	2010/07/14
20170	CC Rabobank B.A. - Shenzhen Invest European Warrants Jul 10	2010/07/07	2010/07/14
20294	Macquarie Bank Ltd. - C Transmission European Warrants Jul10	2010/07/07	2010/07/14
20299	Macquarie Bank Ltd. -GCL-Poly Energy European Warrants Jul10	2010/07/07	2010/07/14
20298	Macquarie Bank Ltd. - Yanzhou Coal European Wts Jul 2010 B	2010/07/07	2010/07/14
19987	SGA Societe Generale Acceptance N.V. - CTel Eu Wt Jul 2010A	2010/07/08	2010/07/15
20147	SGA Societe Generale Acceptance N.V. - Ch Mob Eu Wt Jul 10A	2010/07/08	2010/07/15
20148	SGA Societe Generale Acceptance N.V. - CP&CC Eur Wt Jul10C	2010/07/08	2010/07/15
20149	SGA Societe Generale Acceptance N.V. - CTel Eu Wt Jul 2010 B	2010/07/08	2010/07/15
20352	J P Morgan SP BV - China Coal European Warrants Jul 2010	2010/07/08	2010/07/15
20354	J P Morgan SP BV - HKEx European Put Wts Jul 2010 B	2010/07/08	2010/07/15
20353	J P Morgan SP BV - Yanzhou Coal European Warrants Jul 2010	2010/07/08	2010/07/15
20637	RB of Scotland N.V. - China Tel European Warrants Jul 2010	2010/07/08	2010/07/15
20629	SGA Societe Generale Acceptance N.V. - CCB Eur Wt Jul 2010 D	2010/07/08	2010/07/15
21203	HK Bank - China Tel European Warrants Jul 2010 B	2010/07/08	2010/07/15
20160	KBC Fin Products Int'l Ltd. - CC Bank Euro Wts Jul 2010 B	2010/07/09	2010/07/16
20301	KBC Fin Products Int'l Ltd. - Tencent Holdings Eu Wt Jul 10A	2010/07/09	2010/07/16
20862	KBC Fin Products Int'l Ltd. - HKEx European Put Wts Jul 10C	2010/07/09	2010/07/16
17579	CC Rabobank B.A. - CNOOC European Warrants Jul 2010	2010/07/12	2010/07/19
18009	HK Bank - A50 China European Warrants Jul 2010	2010/07/12	2010/07/19
18259	Macquarie Bank Ltd. - China Mobile Euro Put Wts Jul 2010	2010/07/12	2010/07/19
20127	HK Bank - Li Ning European Warrants Jul 2010	2010/07/12	2010/07/19
20126	HK Bank - Yurun Food European Warrants Jul 2010	2010/07/12	2010/07/19
20292	BOCI Asia Ltd. - Tencent Holdings European Warrants Jul 2010	2010/07/12	2010/07/19
20344	HK Bank - HWL European Warrants Jul 2010	2010/07/12	2010/07/19
20347	HK Bank - Yanzhou Coal European Warrants Jul 2010 B	2010/07/12	2010/07/19
17477	CC Rabobank B.A. - A50 China European Warrants Jul 2010	2010/07/13	2010/07/20
17564	UBS AG - China Mobile European Put Warrants Jul 2010 B	2010/07/13	2010/07/20
17959	SGA Societe Generale Acceptance N.V.-Ch Res Land Eu Wt Jul10A	2010/07/13	2010/07/20
18038	Citigroup Global Mkt H Inc. - BOC HK European Wts Jul 2010	2010/07/13	2010/07/20
18340	Macquarie Bank Ltd. - China Mengniu European Wts Jul 2010	2010/07/13	2010/07/20
18479	Citigroup Global Mkt H Inc. - CM Bank European Wts Jul 2010	2010/07/13	2010/07/20
18628	Citigroup Global Mkt H Inc. - China Coal European Wts Jul10	2010/07/13	2010/07/20
19792	Deutsche Bank AG - HKEx European Put Warrants Jul 2010 A	2010/07/13	2010/07/20
19887	Credit Suisse AG - HKEx European Put Warrants Jul 2010 B	2010/07/13	2010/07/20
19901	Merrill Lynch Int'l & Co. C.V. - HKEx Eur Put Wts Jul 2010	2010/07/13	2010/07/20
19981	Credit Suisse AG - Tencent Holdings European Warrants Jul10A	2010/07/13	2010/07/20
19954	UBS AG - HKEx European Warrants Jul 2010	2010/07/13	2010/07/20
19963	UBS AG - HKEx European Put Warrants Jul 2010 B	2010/07/13	2010/07/20
20216	SGA Societe Generale Acceptance N.V. - ICBC Eu Wt Jul 2010 B	2010/07/13	2010/07/20
20315	Deutsche Bank AG - Denway Motors European Warrants Jul 2010	2010/07/13	2010/07/20
20296	Macquarie Bank Ltd. - Chi Resources European Warrants Jul 10	2010/07/13	2010/07/20
20283	SGA Societe Generale Acceptance N.V.-Angang Steel Eu Wt Jul10	2010/07/13	2010/07/20
20288	SGA Societe Generale Acceptance N.V.-Yanzhou Coal Eu Wt Jul10	2010/07/13	2010/07/20
20356	RB of Scotland N.V. - HWL European Warrants Jul 2010	2010/07/13	2010/07/20

## List of expired derivative warrants, 2010 (continued)

Code	Warrant	Last trading date	Delisted date
20357	Deutsche Bank AG - China Overseas European Warrants Jul 2010	2010/07/13	2010/07/20
20368	UBS AG - Ch Comm Cons European Warrants Jul 2010	2010/07/13	2010/07/20
20392	KBC Fin Products Int'l Ltd. - Ch Mobile Euro Wt Jul 2010 A	2010/07/13	2010/07/20
20390	Macquarie Bank Ltd. - China EB Ltd European Warrants Jul 10B	2010/07/13	2010/07/20
20402	Citigroup Global Mkt H Inc. - CC Bank European Wts Jul 2010	2010/07/13	2010/07/20
20414	Deutsche Bank AG - China EB Ltd European Warrants Jul 2010 B	2010/07/13	2010/07/20
20568	RB of Scotland N.V. - Jiangxi Copper European Wts Jul10B	2010/07/13	2010/07/20
20651	KBC Fin Products Int'l Ltd. - HKEx European Put Wts Jul 10B	2010/07/13	2010/07/20
20706	KBC Fin Products Int'l Ltd. - BOCL European Wts Jul 2010 B	2010/07/13	2010/07/20
20730	RB of Scotland N.V. - BYD European Warrants Jul 2010	2010/07/13	2010/07/20
20780	RB of Scotland N.V. - China Life European Wts Jul 2010 B	2010/07/13	2010/07/20
20782	Credit Suisse AG - China Coal European Warrants Jul 2010	2010/07/13	2010/07/20
20778	UBS AG - BOCL European Warrants Jul 2010 A	2010/07/13	2010/07/20
20822	Deutsche Bank AG - HKEx European Put Warrants Jul 2010 B	2010/07/13	2010/07/20
20811	UBS AG - BYD European Warrants Jul 2010 B	2010/07/13	2010/07/20
20813	UBS AG - China COSCO European Warrants Jul 2010	2010/07/13	2010/07/20
21057	Deutsche Bank AG - Chi Res Land European Warrants Jul 2010	2010/07/13	2010/07/20
21261	SGA Societe Generale Acceptance N.V.-Chi COSCO Euro Wt Jul 10	2010/07/13	2010/07/20
21306	Deutsche Bank AG - China Cosco European Warrants Jul 2010	2010/07/13	2010/07/20
21377	Goldman Sachs SP (Asia) - BOCL European Warrants Jul 2010 B	2010/07/13	2010/07/20
21541	Credit Suisse AG - China Mobile European Warrants Jul 2010	2010/07/13	2010/07/20
21620	Barclays Bank plc - CC Bank European Warrants Jul 2010 B	2010/07/13	2010/07/20
21621	Barclays Bank plc - China Life European Warrants Jul 2010 C	2010/07/13	2010/07/20
18297	Citigroup Global Mkt H Inc. - HKEx European Put Wts Jul 2010	2010/07/14	2010/07/21
18573	Citigroup Global Mkt H Inc. - Chi Resources Euro Wts Jul10	2010/07/14	2010/07/21
10924	BNP Paribas Arbit Issu B.V. - Gold European Put Wts Jul 2010	2010/07/14	2010/07/21
10925	BNP Paribas Arbit Issu B.V. - Gold European Warrants Jul 10	2010/07/14	2010/07/21
20080	KBC Fin Products Int'l Ltd. - HKEx European Put Wts Jul 10A	2010/07/14	2010/07/21
20449	HK Bank - Shimao Ppt European Warrants Jul 2010	2010/07/14	2010/07/21
20439	J P Morgan SP BV - China Everbright European Wts Jul 2010 B	2010/07/14	2010/07/21
20446	KBC Fin Products Int'l Ltd. - CC Bank Euro Wts Jul 2010 C	2010/07/14	2010/07/21
20763	KBC Fin Products Int'l Ltd.-Ch COSCO European Warrants Jul10	2010/07/14	2010/07/21
20934	KBC Fin Products Int'l Ltd. - China Tel Euro Wts Jul 2010 B	2010/07/14	2010/07/21
21020	KBC Fin Products Int'l Ltd. - ICBC European Wts Jul 2010 D	2010/07/14	2010/07/21
17545	SGA Societe Generale Acceptance N.V. - HWL Eur Wt Jul 2010	2010/07/15	2010/07/22
18633	SGA Societe Generale Acceptance N.V. - Tencent Eu Wt Jul 10A	2010/07/15	2010/07/22
19216	Citigroup Global Mkt H Inc. - China Tel Euro Wts Jul 2010 B	2010/07/15	2010/07/22
19220	Citigroup Global Mkt H Inc. - Li & Fung European Wts Jul 10B	2010/07/15	2010/07/22
19221	Citigroup Global Mkt H Inc. - New World European Wts Jul 10	2010/07/15	2010/07/22
19222	Citigroup Global Mkt H Inc. -Tencent European Warrants Jul10	2010/07/15	2010/07/22
20432	SGA Societe Generale Acceptance N.V. - CCB Eur Wt Jul 2010 C	2010/07/15	2010/07/22
20500	RB of Scotland N.V. - CC Bank European Warrants Jul 2010 A	2010/07/15	2010/07/22
20498	KBC Fin Products Int'l Ltd. - Hutchison Eur Put Wts Jul 2010	2010/07/15	2010/07/22
20466	Macquarie Bank Ltd. - Anhui Conch European Warrants Jul 2010	2010/07/15	2010/07/22
20465	Macquarie Bank Ltd. - Angang Steel European Wts Jul 2010	2010/07/15	2010/07/22
20470	Macquarie Bank Ltd. - Maanshan Iron European Wts Jul 2010	2010/07/15	2010/07/22
21105	CC Rabobank B.A. - Anhui Conch European Warrants Jul 2010	2010/07/15	2010/07/22
21386	Goldman Sachs SP (Asia)-Sinopec Corp European Warrants Jul10	2010/07/15	2010/07/22
19543	BOCI Asia Ltd. - China Shenhua European Warrants Jul 2010	2010/07/16	2010/07/23
19652	KBC Fin Products Int'l Ltd. - Minsheng Bank Euro Wts Jul10	2010/07/16	2010/07/23
20525	RB of Scotland N.V. - China Life European Wts Jul 2010 A	2010/07/16	2010/07/23
20506	HK Bank - China Tel European Warrants Jul 2010 A	2010/07/16	2010/07/23
20502	Macquarie Bank Ltd. - China Comservice European Wts Jul10	2010/07/16	2010/07/23
20505	Macquarie Bank Ltd. - ZTE European Warrants Jul 2010	2010/07/16	2010/07/23
20936	KBC Fin Products Int'l Ltd. - HSBC European Wts Jul 2010	2010/07/16	2010/07/23
19190	Standard Bank PLC - Jiangxi Copper European Warrants Jul 10	2010/07/19	2010/07/26
20290	BOCI Asia Ltd. - Ch Overseas European Warrants Jul 2010	2010/07/19	2010/07/26
20409	HK Bank - China Life European Warrants Jul 2010 A	2010/07/19	2010/07/26
20891	HK Bank - China Life European Warrants Jul 2010 B	2010/07/19	2010/07/26
15504	UBS AG - Hutchison European Warrants Jul 2010	2010/07/20	2010/07/27
15585	UBS AG - China Mobile European Warrants Jul 2010	2010/07/20	2010/07/27
15590	UBS AG - China Mobile European Put Warrants Jul 2010 A	2010/07/20	2010/07/27
15814	SGA Societe Generale Acceptance N.V. - CP&CC Eur Wt Jul 10 A	2010/07/20	2010/07/27
16233	RB of Scotland N.V. - HSBC European Put Warrants Jul 2010	2010/07/20	2010/07/27
16252	UBS AG - HSBC European Warrants Jul 2010	2010/07/20	2010/07/27
16754	CC Rabobank B.A. - HSBC European Warrants Jul 2010 A	2010/07/20	2010/07/27
17045	Merrill Lynch Int'l & Co. C.V. - HSBC Euro Wts Jul 2010	2010/07/20	2010/07/27
17832	BNP Paribas Arbit Issu B.V. -MTRC European Warrants Jul 2010	2010/07/20	2010/07/27
18222	Citigroup Global Mkt H Inc. - BOCL European Wts Jul 2010	2010/07/20	2010/07/27
18402	Citigroup Global Mkt H Inc. - China Tel Euro Wts Jul 2010 A	2010/07/20	2010/07/27
18482	Citigroup Global Mkt H Inc. - Li & Fung European Wts Jul10 A	2010/07/20	2010/07/27
18570	Citigroup Global Mkt H Inc. - China COSCO European Wts Jul10	2010/07/20	2010/07/27
18576	Citigroup Global Mkt H Inc. - Li Ning European Wts Jul10	2010/07/20	2010/07/27
18625	Citigroup Global Mkt H Inc. -Alibaba European Warrants Jul10	2010/07/20	2010/07/27
18851	J P Morgan SP BV - HKEx European Put Wts Jul 2010 A	2010/07/20	2010/07/27
19014	Credit Suisse - A50 China European Warrants Jul 2010 A	2010/07/20	2010/07/27
19003	UBS AG - BYD European Warrants Jul 2010 A	2010/07/20	2010/07/27
19184	UBS AG - CNOOC European Warrants Jul 2010	2010/07/20	2010/07/27
19231	Credit Suisse -HKEx European Put Warrants Jul 2010 A	2010/07/20	2010/07/27
19343	SGA Societe Generale Acceptance N.V. - HSBC Eu Wt Jul 2010 A	2010/07/20	2010/07/27
19579	Deutsche Bank AG - PetroChina European Warrants Jul 2010	2010/07/20	2010/07/27
19585	Deutsche Bank AG - BYD European Warrants Jul 2010	2010/07/20	2010/07/27
19643	Credit Suisse AG - Minsheng Bank European Warrants Jul 2010	2010/07/20	2010/07/27
19640	Credit Suisse AG - HKEx European Warrants Jul 2010	2010/07/20	2010/07/27
19747	J P Morgan SP BV - Hutchison European Warrants Jul 2010	2010/07/20	2010/07/27
19964	UBS AG - HKEx European Put Warrants Jul 2010 C	2010/07/20	2010/07/27
20014	RB of Scotland N.V. - BOCL European Warrants Jul 2010	2010/07/20	2010/07/27

## List of expired derivative warrants, 2010 (continued)

Code	Warrant	Last trading date	Delisted date
20068	Credit Suisse AG - A50 China European Put Warrants Jul 2010	2010/07/20	2010/07/27
20110	Credit Suisse AG - China Tel European Warrants Jul 2010 A	2010/07/20	2010/07/27
20108	Credit Suisse AG - China COSCO European Warrants Jul 2010	2010/07/20	2010/07/27
20232	J P Morgan SP BV - China Mob European Wts Jul 2010	2010/07/20	2010/07/27
20272	RB of Scotland N.V. - Tencent Holdings European Wts Jul 2010	2010/07/20	2010/07/27
20277	Deutsche Bank AG - CNOOC European Warrants Jul 2010 B	2010/07/20	2010/07/27
20271	Deutsche Bank AG - Tencent Holdings European Warrants Jul 10	2010/07/20	2010/07/27
20321	Merrill Lynch Int'l & Co. C.V. - China Life Eu Wt Jul 2010	2010/07/20	2010/07/27
20373	Credit Suisse AG - CNOOC European Warrants Jul 2010	2010/07/20	2010/07/27
20387	SGA Societe Generale Acceptance N.V. - CCB Eur Wt Jul 2010 B	2010/07/20	2010/07/27
20457	Deutsche Bank AG - CC Bank European Warrants Jul 2010 B	2010/07/20	2010/07/27
20436	SGA Societe Generale Acceptance N.V. - ICBC Eu Wt Jul 2010 C	2010/07/20	2010/07/27
20487	Deutsche Bank AG - BOCL European Warrants Jul 2010	2010/07/20	2010/07/27
20509	SGA Societe Generale Acceptance N.V. - Esprit Euro Wts Jul10	2010/07/20	2010/07/27
20526	UBS AG - China Tel European Warrants Jul 2010	2010/07/20	2010/07/27
20530	J P Morgan SP BV - CITIC Bank European Warrants Jul 2010	2010/07/20	2010/07/27
20531	J P Morgan SP BV - Chi Res Land European Warrants Jul 2010	2010/07/20	2010/07/27
20533	J P Morgan SP BV - Tencent European Warrants Jul 2010 B	2010/07/20	2010/07/27
20534	SGA Societe Generale Acceptance N.V.-Anhui Conch Eu Wts Jul10	2010/07/20	2010/07/27
20536	SGA Societe Generale Acceptance N.V. -Geely Auto Eu Wt Jul10	2010/07/20	2010/07/27
20605	RB of Scotland N.V. - China Shenhua European Wts Jul 2010	2010/07/20	2010/07/27
20589	Barclays Bank plc - A50 China European Put Warrants Jul 2010	2010/07/20	2010/07/27
20601	Deutsche Bank AG - China Unicom European Warrants Jul 2010	2010/07/20	2010/07/27
20599	Deutsche Bank AG - China Life European Warrants Jul 2010 A	2010/07/20	2010/07/27
20713	Deutsche Bank AG - ICBC European Warrants Jul 2010 B	2010/07/20	2010/07/27
20772	Deutsche Bank AG - CC Bank European Warrants Jul 2010 C	2010/07/20	2010/07/27
20827	Credit Suisse AG - Dongfeng Motor European Warrants Jul 2010	2010/07/20	2010/07/27
20798	Merrill Lynch Int'l & Co. C.V. - Ch Mobile Eu Put Wt Jul 10	2010/07/20	2010/07/27
20808	SGA Societe Generale Acceptance N.V. - HKEx Eu Put Wt Jul 10	2010/07/20	2010/07/27
20915	UBS AG - China Life European Warrants Jul 2010 B	2010/07/20	2010/07/27
20907	UBS AG - Sinopec Corp European Warrants Jul 2010 B	2010/07/20	2010/07/27
20917	UBS AG - Tencent Holdings European Warrants Jul 2010	2010/07/20	2010/07/27
20969	UBS AG - BOCL European Warrants Jul 2010 B	2010/07/20	2010/07/27
20970	UBS AG - CC Bank European Warrants Jul 2010 B	2010/07/20	2010/07/27
20971	UBS AG - ICBC European Warrants Jul 2010 B	2010/07/20	2010/07/27
21017	KBC Fin Products Int'l Ltd. - BOCL European Wts Jul 2010 D	2010/07/20	2010/07/27
21122	Credit Suisse AG - Tencent Holdings European Wts Jul 2010 B	2010/07/20	2010/07/27
21123	Deutsche Bank AG - HSBC European Warrants Jul 2010 A	2010/07/20	2010/07/27
21164	Credit Suisse AG - A50 China European Warrants Jul 2010 B	2010/07/20	2010/07/27
21154	SGA Societe Generale Acceptance N.V. - HSBC Eu Wt Jul 2010 B	2010/07/20	2010/07/27
21162	UBS AG - A50 China European Warrants Jul 2010 B	2010/07/20	2010/07/27
21183	SGA Societe Generale Acceptance N.V.-Ch Res Land Eu Wt Jul10B	2010/07/20	2010/07/27
21220	Credit Suisse AG - CC Bank European Warrants Jul 2010 A	2010/07/20	2010/07/27
21218	Credit Suisse AG - China Tel European Warrants Jul 2010 B	2010/07/20	2010/07/27
21248	Deutsche Bank AG - Sinopec Corp European Warrants Jul 2010 B	2010/07/20	2010/07/27
21351	Deutsche Bank AG - ICBC European Warrants Jul 2010 C	2010/07/20	2010/07/27
21466	KBC Fin Products Int'l Ltd. - Sinopec Euro Wts Jul 2010 B	2010/07/20	2010/07/27
21499	SGA Societe Generale Acceptance N.V. - CP&CC Eur Wt Jul 10D	2010/07/20	2010/07/27
21540	Credit Suisse AG - CC Bank European Warrants Jul 2010 B	2010/07/20	2010/07/27
21542	Credit Suisse AG - HSBC European Wts Jul 2010	2010/07/20	2010/07/27
21625	Barclays Bank plc - HSBC European Warrants Jul 2010 D	2010/07/20	2010/07/27
21604	Nomura Int'l plc - BOCL European Warrants Jul 2010	2010/07/20	2010/07/27
21733	Deutsche Bank AG - HSBC European Warrants Jul 2010 B	2010/07/20	2010/07/27
21845	Deutsche Bank AG - China Telecom European Wts Jul 2010	2010/07/20	2010/07/27
21950	RB of Scotland N.V. - CC Bank European Warrants Jul 2010 B	2010/07/20	2010/07/27
19041	Macquarie Bank Ltd. - Franshion PPT European Warrants Jul 10	2010/07/21	2010/07/28
19044	Macquarie Bank Ltd. -Hidili Industry European Warrants Jul10	2010/07/21	2010/07/28
19045	Macquarie Bank Ltd. - KWG Property European Warrants Jul 10	2010/07/21	2010/07/28
19358	HK Bank - Yanzhou Coal European Warrants Jul 2010 A	2010/07/21	2010/07/28
19779	HK Bank - CNBM European Warrants Jul 2010	2010/07/21	2010/07/28
20491	HK Bank - CC Bank European Warrants Jul 2010 A	2010/07/21	2010/07/28
20489	HK Bank - CITIC Bank European Warrants Jul 2010	2010/07/21	2010/07/28
20492	HK Bank - ICBC European Warrants Jul 2010 A	2010/07/21	2010/07/28
20661	KBC Fin Products Int'l Ltd. - SHK Ppt Euro Put Wts Jul 2010	2010/07/21	2010/07/28
20656	KBC Fin Products Int'l Ltd. - SHK Ppt European Wts Jul 2010A	2010/07/21	2010/07/28
20657	KBC Fin Products Int'l Ltd. - SHK Ppt European Wts Jul 2010B	2010/07/21	2010/07/28
15914	HK Bank - Datang Power European Warrants Jul 2010	2010/07/22	2010/07/29
17308	CC Rabobank B.A. - PetroChina European Warrants Jul 2010	2010/07/22	2010/07/29
17998	Macquarie Bank Ltd. - Ch Ship Cont European Warrants Jul10	2010/07/22	2010/07/29
18241	CC Rabobank B.A. - HKEx European Warrants Jul 2010	2010/07/22	2010/07/29
18294	Citigroup Global Mkt H Inc. - Cathay Pacific Eur Wt Jul 2010	2010/07/22	2010/07/29
18656	Macquarie Bank Ltd. - BYD European Warrants Jul 2010	2010/07/22	2010/07/29
19056	SGA Societe Generale Acceptance NV-Zijin Mining Eu Wt Jul10B	2010/07/22	2010/07/29
19227	Macquarie Bank Ltd. - HK Gas European Warrants Jul 2010	2010/07/22	2010/07/29
19604	HK Bank - Country Garden European Warrants Jul 2010	2010/07/22	2010/07/29
19599	HK Bank -Chi Resources European Warrants Jul 2010	2010/07/22	2010/07/29
19605	HK Bank - Denway Motors European Warrants Jul 2010	2010/07/22	2010/07/29
20155	BNP Paribas Arbit Issu B.V. - Hutchison European Wts Jul 10	2010/07/22	2010/07/29
20655	SGA Societe Generale Acceptance N.V. - Petch Eu Put Wt Jul10	2010/07/22	2010/07/29
20689	KBC Fin Products Int'l Ltd. - China Tel Eur Put Wts Jul 2010	2010/07/22	2010/07/29
20708	KBC Fin Products Int'l Ltd. - ICBC European Wts Jul 2010 B	2010/07/22	2010/07/29
21457	SGA Societe Generale Acceptance N.V. - ICBC Eu Wt Jul 2010 D	2010/07/22	2010/07/29
22152	Nomura Int'l plc - Anhui Conch European Warrants Jul 2010	2010/07/22	2010/07/29
15287	J P Morgan SP BV - Sinopec Corp European Warrants Jul 2010	2010/07/23	2010/07/30
18421	Deutsche Bank AG - Sinopec Corp European Warrants Jul 2010 A	2010/07/23	2010/07/30
18456	Merrill Lynch Int'l & Co. C.V. -HSI European Warrants Jul10A	2010/07/23	2010/07/30
18460	Merrill Lynch Int'l & Co. C.V. -HSI European Put Wts Jul10	2010/07/23	2010/07/30

## List of expired derivative warrants, 2010 (continued)

Code	Warrant	Last trading date	Delisted date
18466	Macquarie Bank Ltd. -Sino Ocean Land European Warrants Jul10	2010/07/23	2010/07/30
18848	J P Morgan Int'l Der. Ltd. - CC Bank European Wts Jul 2010	2010/07/23	2010/07/30
18931	Barclays Bank plc - HSI European Warrants Jul 2010 A	2010/07/23	2010/07/30
18932	Barclays Bank plc - HSI European Warrants Jul 2010 B	2010/07/23	2010/07/30
18933	Barclays Bank plc - HSI European Warrants Jul 2010 C	2010/07/23	2010/07/30
18934	Barclays Bank plc - HSI European Warrants Jul 2010 D	2010/07/23	2010/07/30
18985	BNP Paribas Arbit Issu B.V. - Tencent Holdings Eu Wts Jul 10	2010/07/23	2010/07/30
19043	Macquarie Bank Ltd. - Geely Auto European Warrants Jul 2010	2010/07/23	2010/07/30
19268	CC Rabobank B.A. - HSBC European Warrants Jul 2010 B	2010/07/23	2010/07/30
19269	CC Rabobank B.A. - Hutchison European Warrants Jul 2010	2010/07/23	2010/07/30
19300	CC Rabobank B.A. - HSI European Put Warrants Jul 2010 C	2010/07/23	2010/07/30
19334	J P Morgan SP BV - Dongfeng Motor European Warrants Jul 2010	2010/07/23	2010/07/30
19625	J P Morgan SP BV - Minsheng Bank European Warrants Jul 2010	2010/07/23	2010/07/30
19693	BNP Paribas Arbit Issu B.V. - China Tel Euro Wts Jul 2010	2010/07/23	2010/07/30
19691	BNP Paribas Arbit Issu B.V. - China Life Euro Wts Jul 2010 B	2010/07/23	2010/07/30
19662	J P Morgan SP BV - Cathay Pacific European Warrants Jul 2010	2010/07/23	2010/07/30
19755	BOCI Asia Ltd. - China Tel European Warrants Jul 2010	2010/07/23	2010/07/30
19746	Macquarie Bank Ltd. - Renhe Comm European Warrants Jul 2010	2010/07/23	2010/07/30
19828	Macquarie Bank Ltd. - Agile Ppt European Warrants Jul 2010	2010/07/23	2010/07/30
19829	Macquarie Bank Ltd. - Dongfeng Motor European Wts Jul 2010	2010/07/23	2010/07/30
19943	Macquarie Bank Ltd. - Tencent European Warrants Jul 2010	2010/07/23	2010/07/30
19941	Merrill Lynch Int'l & Co. C.V. -HSI European Warrants Jul10B	2010/07/23	2010/07/30
20022	KBC Fin Products Int'l Ltd. - HSCEI Euro Wts Jul 2010	2010/07/23	2010/07/30
20095	CC Rabobank B.A. - HSBC European Warrants Jul 2010 C	2010/07/23	2010/07/30
20164	CC Rabobank B.A. - China COSCO European Warrants Jul 2010	2010/07/23	2010/07/30
20167	CC Rabobank B.A. - R&F Ppt European Warrants Jul 2010	2010/07/23	2010/07/30
20198	CC Rabobank B.A. - China Agri European Warrants Jul 2010	2010/07/23	2010/07/30
20200	CC Rabobank B.A. - Chi Res Power European Warrants Jul 2010	2010/07/23	2010/07/30
20203	CC Rabobank B.A. - Dongfeng Motor European Warrants Jul 2010	2010/07/23	2010/07/30
20226	CC Rabobank B.A. - BOCL European Warrants Jul 2010 A	2010/07/23	2010/07/30
20229	CC Rabobank B.A. - Ch Mobile European Put Wts Jul 2010	2010/07/23	2010/07/30
20221	CC Rabobank B.A. - CC Bank European Warrants Jul 2010	2010/07/23	2010/07/30
20223	CC Rabobank B.A. - China Life European Warrants Jul 2010 A	2010/07/23	2010/07/30
20234	Credit Suisse AG - HSI European Warrants Jul 2010 A	2010/07/23	2010/07/30
20235	Credit Suisse AG - HSI European Warrants Jul 2010 B	2010/07/23	2010/07/30
20239	Credit Suisse AG - HSI European Put Warrants Jul 2010 C	2010/07/23	2010/07/30
20240	Credit Suisse AG - HSI European Put Warrants Jul 2010 D	2010/07/23	2010/07/30
20274	Macquarie Bank Ltd. - Chaoda Modern European Warrants Jul 10	2010/07/23	2010/07/30
20275	Macquarie Bank Ltd. -Greentown China European Warrants Jul10	2010/07/23	2010/07/30
20295	Macquarie Bank Ltd. - China Agri European Warrants Jul 2010	2010/07/23	2010/07/30
20300	Macquarie Bank Ltd. - Golden Eagle European Warrants Jul 10	2010/07/23	2010/07/30
20395	Deutsche Bank AG - HSI European Warrants Jul 2010 A	2010/07/23	2010/07/30
20396	Deutsche Bank AG - HSI European Warrants Jul 2010 B	2010/07/23	2010/07/30
20400	Deutsche Bank AG - HSI European Put Warrants Jul 2010 C	2010/07/23	2010/07/30
20401	Deutsche Bank AG - HSI European Put Warrants Jul 2010 D	2010/07/23	2010/07/30
20412	Macquarie Bank Ltd. - HSI European Warrants Jul 2010 A	2010/07/23	2010/07/30
20416	Macquarie Bank Ltd. - HSI European Put Warrants Jul 2010 E	2010/07/23	2010/07/30
20413	Macquarie Bank Ltd. - Yurun Food European Warrants Jul 2010	2010/07/23	2010/07/30
20459	Goldman Sachs SP (Asia) - CC Bank European Wts Jul 2010 A	2010/07/23	2010/07/30
20440	J P Morgan SP BV - HKEx European Warrants Jul 2010	2010/07/23	2010/07/30
20456	Macquarie Bank Ltd. - A50 China European Put Warrants Jul 10	2010/07/23	2010/07/30
20542	CC Rabobank B.A. - Ch Mobile European Warrants Jul 2010	2010/07/23	2010/07/30
20556	CC Rabobank B.A. - China Life European Warrants Jul 2010 B	2010/07/23	2010/07/30
20543	CC Rabobank B.A. - China Ship Dev European Warrants Jul 2010	2010/07/23	2010/07/30
20545	CC Rabobank B.A. - ICBC European Warrants Jul 2010	2010/07/23	2010/07/30
20609	BNP Paribas Arbit Issu B.V. - HSCEI European Wts Jul 2010	2010/07/23	2010/07/30
20614	BNP Paribas Arbit Issu B.V. - HSCEI Euro Put Wts Jul 2010	2010/07/23	2010/07/30
20610	BNP Paribas Arbit Issu B.V. - HSI European Wts Jul 2010 A	2010/07/23	2010/07/30
20615	BNP Paribas Arbit Issu B.V. - HSI Euro Put Wts Jul 2010 B	2010/07/23	2010/07/30
20720	Deutsche Bank AG - HSI European Warrants Jul 2010 E	2010/07/23	2010/07/30
20681	HK Bank - BOCL European Warrants Jul 2010	2010/07/23	2010/07/30
20680	HK Bank - ICBC European Warrants Jul 2010 B	2010/07/23	2010/07/30
20719	J P Morgan SP BV - Nine Dragons European Warrants Jul 2010	2010/07/23	2010/07/30
20727	KBC Fin Products Int'l Ltd. - HSI European Wts Jul 2010 A	2010/07/23	2010/07/30
20728	KBC Fin Products Int'l Ltd. - HSI European Wts Jul 2010 B	2010/07/23	2010/07/30
20676	Nomura Int'l plc - HSI European Warrants Jul 2010 A	2010/07/23	2010/07/30
20678	Nomura Int'l plc - HSI European Put Warrants Jul 2010 B	2010/07/23	2010/07/30
20732	BNP Paribas Arbit Issu B.V. - HSI European Wts Jul 2010 C	2010/07/23	2010/07/30
20733	BNP Paribas Arbit Issu B.V. - HSI Euro Put Wts Jul 2010 D	2010/07/23	2010/07/30
20747	HK Bank - HSI European Put Warrants Jul 2010	2010/07/23	2010/07/30
20742	HK Bank - HSI European Warrants Jul 2010 A	2010/07/23	2010/07/30
20743	HK Bank - HSI European Warrants Jul 2010 B	2010/07/23	2010/07/30
20744	HK Bank - HSI European Warrants Jul 2010 C	2010/07/23	2010/07/30
20762	KBC Fin Products Int'l Ltd. - BOCL European Wts Jul 2010 C	2010/07/23	2010/07/30
20766	KBC Fin Products Int'l Ltd. - ICBC European Wts Jul 2010 C	2010/07/23	2010/07/30
20737	Macquarie Bank Ltd. - HSI European Warrants Jul 2010 B	2010/07/23	2010/07/30
20738	Macquarie Bank Ltd. - HSI European Warrants Jul 2010 C	2010/07/23	2010/07/30
20739	Macquarie Bank Ltd. - HSI European Warrants Jul 2010 D	2010/07/23	2010/07/30
20748	Merrill Lynch Int'l & Co. C.V. -HSI European Warrants Jul10C	2010/07/23	2010/07/30
20749	Merrill Lynch Int'l & Co. C.V. -HSI European Warrants Jul10D	2010/07/23	2010/07/30
20981	Goldman Sachs SP (Asia) - HSBC European Warrants Jul 2010 A	2010/07/23	2010/07/30
20982	Goldman Sachs SP (Asia) - HSBC European Warrants Jul 2010 B	2010/07/23	2010/07/30
20983	Goldman Sachs SP (Asia) - Tencent Holdings European Wt Jul10	2010/07/23	2010/07/30
21003	CC Rabobank B.A. - HSI European Warrants Jul 2010 A	2010/07/23	2010/07/30
20986	SGA Societe Generale Acceptance N.V. - HSI Eur Wt Jul 2010 A	2010/07/23	2010/07/30
20991	SGA Societe Generale Acceptance N.V. - HSI Eu Put Wt Jul 10C	2010/07/23	2010/07/30
21013	UBS AG - HSCEI European Warrants Jul 2010	2010/07/23	2010/07/30

## List of expired derivative warrants, 2010 (continued)

Code	Warrant	Last trading date	Delisted date
21014	UBS AG - HSI European Warrants Jul 2010 A	2010/07/23	2010/07/30
21032	BNP Paribas Arbit Issu B.V. - HSI European Wts Jul 2010 E	2010/07/23	2010/07/30
21170	UBS AG - BOCL European Warrants Jul 2010 C	2010/07/23	2010/07/30
21171	UBS AG - CC Bank European Warrants Jul 2010 C	2010/07/23	2010/07/30
21172	UBS AG - ICBC European Warrants Jul 2010 C	2010/07/23	2010/07/30
21179	SGA Societe Generale Acceptance N.V. - HSI Eur Wt Jul 2010 B	2010/07/23	2010/07/30
21180	SGA Societe Generale Acceptance N.V. - HSI Eu Put Wt Jul10D	2010/07/23	2010/07/30
21240	Goldman Sachs SP (Asia) - China Mobile Euro Wts Jul 2010 A	2010/07/23	2010/07/30
21238	Goldman Sachs SP (Asia) - CC Bank European Wts Jul 2010 B	2010/07/23	2010/07/30
21201	HK Bank - CC Bank European Warrants Jul 2010 C	2010/07/23	2010/07/30
21295	Goldman Sachs SP (Asia) - BOCL European Warrants Jul 2010 A	2010/07/23	2010/07/30
21298	Goldman Sachs SP (Asia) - China Life Euro Wts Jul 2010 A	2010/07/23	2010/07/30
21363	Goldman Sachs SP (Asia) - HSI European Warrants Jul 2010 D	2010/07/23	2010/07/30
21364	Goldman Sachs SP (Asia) - HSI European Warrants Jul 2010 E	2010/07/23	2010/07/30
21357	Goldman Sachs SP (Asia) - HSI European Put Wts Jul 2010 A	2010/07/23	2010/07/30
21358	Goldman Sachs SP (Asia) - HSI European Put Wts Jul 2010 B	2010/07/23	2010/07/30
21359	Goldman Sachs SP (Asia) - HSI European Put Wts Jul 2010 C	2010/07/23	2010/07/30
21370	BNP Paribas Arbit Issu B.V. - HSI European Wts Jul 2010 F	2010/07/23	2010/07/30
21374	BNP Paribas Arbit Issu B.V. - HSI Euro Put Wts Jul 2010 G	2010/07/23	2010/07/30
21378	Goldman Sachs SP (Asia) - BOCL European Warrants Jul 2010 C	2010/07/23	2010/07/30
21384	Goldman Sachs SP (Asia) - China Mobile Euro Wts Jul 2010 B	2010/07/23	2010/07/30
21450	BOCI Asia Ltd. - ICBC European Warrants Jul 2010	2010/07/23	2010/07/30
21451	SGA Societe Generale Acceptance N.V. - HSI Eur Wt Jul 2010 E	2010/07/23	2010/07/30
21482	CC Rabobank B.A. - HSI European Warrants Jul 2010 B	2010/07/23	2010/07/30
21486	CC Rabobank B.A. - HSI European Put Warrants Jul 2010 D	2010/07/23	2010/07/30
21495	RB of Scotland N.V. - HSI European Warrants Jul 2010	2010/07/23	2010/07/30
21555	Deutsche Bank AG - HSI European Put Warrants Jul 2010 F	2010/07/23	2010/07/30
21547	KBC Fin Products Int'l Ltd. - HSI Euro Put Wts Jul 2010	2010/07/23	2010/07/30
21640	Macquarie Bank Ltd. - HSI European Put Warrants Jul 2010 F	2010/07/23	2010/07/30
21606	Nomura Int'l plc - HSI European Warrants Jul 2010 C	2010/07/23	2010/07/30
21609	Nomura Int'l plc - HSI European Put Warrants Jul 2010 D	2010/07/23	2010/07/30
21744	SGA Societe Generale Acceptance N.V. - HSI Eu Put Wt Jul 10F	2010/07/23	2010/07/30
21745	SGA Societe Generale Acceptance N.V. - HSI Eu Put Wt Jul 10G	2010/07/23	2010/07/30
21897	Goldman Sachs SP (Asia) - HSI European Warrants Jul 2010 F	2010/07/23	2010/07/30
21898	Goldman Sachs SP (Asia) - HSI European Warrants Jul 2010 G	2010/07/23	2010/07/30
21906	Goldman Sachs SP (Asia) - HSI European Put Wts Jul 2010 H	2010/07/23	2010/07/30
21907	Goldman Sachs SP (Asia) - HSI European Put Wts Jul 2010 I	2010/07/23	2010/07/30
21908	Goldman Sachs SP (Asia) - HSI European Put Wts Jul 2010 J	2010/07/23	2010/07/30
21909	Goldman Sachs SP (Asia) - HSI European Put Wts Jul 2010 K	2010/07/23	2010/07/30
21888	CC Rabobank B.A. - Tencent Holdings European Put Wts Jul10	2010/07/23	2010/07/30
21924	SGA Societe Generale Acceptance N.V. - HSCEI Eu Wt Jul 2010	2010/07/23	2010/07/30
21926	SGA Societe Generale Acceptance N.V. - HSCEI Eu Put Wt Jul 10	2010/07/23	2010/07/30
22018	Credit Suisse AG - HSI European Warrants Jul 2010 E	2010/07/23	2010/07/30
22022	Credit Suisse AG - HSI European Put Warrants Jul 2010 F	2010/07/23	2010/07/30
22002	RB of Scotland N.V. - HSI European Put Warrants Jul 2010	2010/07/23	2010/07/30
22008	UBS AG - HSI European Warrants Jul 2010 B	2010/07/23	2010/07/30
22047	Goldman Sachs SP (Asia) - BOCL European Warrants Jul 2010 D	2010/07/23	2010/07/30
22052	Goldman Sachs SP (Asia) - China Life Euro Wts Jul 2010 B	2010/07/23	2010/07/30
22066	Goldman Sachs SP (Asia) - CC Bank European Wts Jul 2010 D	2010/07/23	2010/07/30
22117	Goldman Sachs SP (Asia) - Hutchison European Wts Jul 2010	2010/07/23	2010/07/30
01294	Fortis Bank S.A./N.V. - China Life European Wts Jul 2010	2010/07/26	2010/08/02
19234	Standard Bank PLC - Chi Res Power European Warrants Jul 2010	2010/07/26	2010/08/02
19504	HK Bank - Jiangxi Copper European Warrants Jul 2010	2010/07/26	2010/08/02
20293	BOCI Asia Ltd. - BOCL European Put Warrants Jul 2010	2010/07/26	2010/08/02
20289	BOCI Asia Ltd. - China Life European Warrants Jul 2010	2010/07/26	2010/08/02
20291	BOCI Asia Ltd. - Shimao Ppt European Warrants Jul 2010	2010/07/26	2010/08/02
20342	Nomura Int'l plc - CC Bank European Warrants Jul 2010	2010/07/26	2010/08/02
20331	Nomura Int'l plc - China Shenhua European Warrants Jul 2010	2010/07/26	2010/08/02
20535	SGA Societe Generale Acceptance NV-Denway Motors Eu Wt Sep10	2010/07/30	2010/08/02
20691	CC Rabobank B.A. - BOCL European Warrants Jul 2010 B	2010/07/26	2010/08/02
20692	CC Rabobank B.A. - China Life European Warrants Jul 2010 C	2010/07/26	2010/08/02
20693	CC Rabobank B.A. - China Life European Warrants Jul 2010 D	2010/07/26	2010/08/02
20694	CC Rabobank B.A. - HSBC European Warrants Jul 2010 D	2010/07/26	2010/08/02
20695	CC Rabobank B.A. - Yanzhou Coal European Warrants Jul 2010	2010/07/26	2010/08/02
21254	Nomura Int'l plc - China Life European Warrants Jul 2010 A	2010/07/26	2010/08/02
21255	Nomura Int'l plc - China Life European Warrants Jul 2010 B	2010/07/26	2010/08/02
21256	Nomura Int'l plc - Sinopharm European Warrants Jul 2010	2010/07/26	2010/08/02
22154	Nomura Int'l plc - ICBC European Warrants Jul 2010	2010/07/26	2010/08/02
05939	Fortis Bank S.A./N.V. - PetroChina European Wts Aug 2010	2010/07/27	2010/08/03
15242	Credit Suisse - HSBC European Wts Aug 2010 A	2010/07/27	2010/08/03
16825	SGA Societe Generale Acceptance N.V. - HSBC Eu Put Wt Aug10A	2010/07/27	2010/08/03
17093	KBC Fin Products Int'l Ltd. - HSBC European Wts Aug 2010 A	2010/07/27	2010/08/03
17527	UBS AG - CNOOC European Warrants Aug 2010	2010/07/27	2010/08/03
17543	SGA Societe Generale Acceptance N.V. - BOCom Eur Wt Aug 10 A	2010/07/27	2010/08/03
17677	CC Rabobank B.A. - HSBC European Warrants Aug 2010 A	2010/07/27	2010/08/03
17801	SGA Societe Generale Acceptance N.V. - Petch Eu Wt Aug 2010A	2010/07/27	2010/08/03
18188	KBC Fin Products Int'l Ltd. - HSBC European Wts Aug 2010 B	2010/07/27	2010/08/03
18802	Merrill Lynch Int'l & Co. C.V. - HKEx Eur Put Wts Aug 2010 A	2010/07/27	2010/08/03
18891	BNP Paribas Arbit Issu B.V. - Sinopec Corp Euro Wts Aug 10A	2010/07/27	2010/08/03
18883	UBS AG - China Mobile European Warrants Aug 2010 A	2010/07/27	2010/08/03
18943	Macquarie Bank Ltd. - China Mobile European Wts Aug 2010 A	2010/07/27	2010/08/03
19080	Deutsche Bank AG - Cheung Kong European Put Wts Aug 2010	2010/07/27	2010/08/03
19076	KBC Fin Products Int'l Ltd. - CNOOC European Wts Aug 2010 A	2010/07/27	2010/08/03
19077	KBC Fin Products Int'l Ltd. - PetroChina Euro Wts Aug 2010	2010/07/27	2010/08/03
19209	UBS AG - PetroChina European Warrants Aug 2010 A	2010/07/27	2010/08/03
19311	BNP Paribas Arbit Issu B.V. - CHALCO European Wts Aug 2010	2010/07/27	2010/08/03
19615	KBC Fin Products Int'l Ltd. - PetroChina Eur Put Wt Aug 2010	2010/07/27	2010/08/03



## List of expired derivative warrants, 2010 (continued)

Code	Warrant	Last trading date	Delisted date
19706	KBC Fin Products Int'l Ltd. - A50 Ch European Put Wts Aug10A	2010/07/27	2010/08/03
19791	Deutsche Bank AG - HKEx European Warrants Aug 2010 A	2010/07/27	2010/08/03
19869	Barclays Bank plc - China Life European Warrants Aug 2010 A	2010/07/27	2010/08/03
19936	Barclays Bank plc - A50 China European Warrants Aug 2010	2010/07/27	2010/08/03
19927	Barclays Bank plc - HKEx European Warrants Aug 2010	2010/07/27	2010/08/03
19971	BNP Paribas Arbit Issu B.V. - BOCL European Wts Aug 2010	2010/07/27	2010/08/03
19990	Barclays Bank plc - Jiangxi Copper European Warrants Aug 10	2010/07/27	2010/08/03
19997	Barclays Bank plc -Tencent Holdings European Warrants Aug10A	2010/07/27	2010/08/03
19998	Barclays Bank plc -Tencent Holdings European Warrants Aug10B	2010/07/27	2010/08/03
19986	SGA Societe Generale Acceptance N.V. - CP&CC Eur Wt Aug 10B	2010/07/27	2010/08/03
20137	KBC Fin Products Int'l Ltd. - China Life Euro Wts Aug 2010 A	2010/07/27	2010/08/03
20140	KBC Fin Products Int'l Ltd. - CMB European Warrants Aug 2010	2010/07/27	2010/08/03
20176	Macquarie Bank Ltd. - Lenovo European Warrants Aug 2010	2010/07/27	2010/08/03
20262	BNP Paribas Arbit Issu B.V. - Minsheng Bank Euro Wts Aug 10	2010/07/27	2010/08/03
20252	BNP Paribas Arbit Issu B.V. - Yanzhou Coal Euro Wts Aug 2010	2010/07/27	2010/08/03
20279	BNP Paribas Arbit Issu B.V. - Angang Steel European Wt Aug10	2010/07/27	2010/08/03
20355	Goldman Sachs SP (Asia) - A50 China European Wts Aug 2010 A	2010/07/27	2010/08/03
20323	Merrill Lynch Int'l & Co. C.V. - Tencent European Wts Aug10A	2010/07/27	2010/08/03
20393	KBC Fin Products Int'l Ltd. - Ch Mobile Euro Wt Aug 2010 B	2010/07/27	2010/08/03
20426	Barclays Bank plc - CC Bank European Put Warrants Aug 2010	2010/07/27	2010/08/03
20427	Barclays Bank plc - China Life European Put Wts Aug 2010	2010/07/27	2010/08/03
20437	SGA Societe Generale Acceptance N.V. - ICBC Eu Wt Aug 2010 A	2010/07/27	2010/08/03
20476	Barclays Bank plc - CC Bank European Warrants Aug 2010	2010/07/27	2010/08/03
20477	Barclays Bank plc - CITBK European Warrants Aug 2010	2010/07/27	2010/08/03
20497	KBC Fin Products Int'l Ltd. - Hutchison Euro Wts Aug 2010 A	2010/07/27	2010/08/03
20522	BNP Paribas Arbit Issu B.V. -Alibaba European Warrants Aug10	2010/07/27	2010/08/03
20511	BNP Paribas Arbit Issu B.V. - CC Bank Euro Wts Aug 2010 B	2010/07/27	2010/08/03
20513	BNP Paribas Arbit Issu B.V. - ICBC European Wts Aug 2010	2010/07/27	2010/08/03
20547	SGA Societe Generale Acceptance N.V. - CCB Eur Wt Aug 2010 B	2010/07/27	2010/08/03
20618	BNP Paribas Arbit Issu B.V. - CC Bank European Put Wts Aug10	2010/07/27	2010/08/03
20611	BNP Paribas Arbit Issu B.V. - Tencent Hldg Eu Put Wt Aug10	2010/07/27	2010/08/03
20643	Deutsche Bank AG - BOCL European Put Warrants Aug 2010	2010/07/27	2010/08/03
20644	Deutsche Bank AG - Sinopec Corp European Warrants Aug 2010	2010/07/27	2010/08/03
20648	Deutsche Bank AG - HKEx European Warrants Aug 2010 B	2010/07/27	2010/08/03
20646	Deutsche Bank AG - Hutchison European Warrants Aug 2010	2010/07/27	2010/08/03
20701	Credit Suisse AG - Geely Auto European Warrants Aug 2010	2010/07/27	2010/08/03
20711	Deutsche Bank AG - BOCL European Warrants Aug 2010 A	2010/07/27	2010/08/03
20715	Deutsche Bank AG - A50 China European Warrants Aug 2010 A	2010/07/27	2010/08/03
20716	Deutsche Bank AG - Tencent Holdings European Warrants Aug10A	2010/07/27	2010/08/03
20688	KBC Fin Products Int'l Ltd. - Ch Railway Euro Wts Aug 2010	2010/07/27	2010/08/03
20788	Credit Suisse AG - BOCL European Warrants Aug 2010	2010/07/27	2010/08/03
20791	Credit Suisse AG - China EB Ltd European Warrants Aug 2010	2010/07/27	2010/08/03
20773	Deutsche Bank AG - China Life European Warrants Aug 2010 A	2010/07/27	2010/08/03
20754	Merrill Lynch Int'l & Co. C.V. - BOCL European Wts Aug 2010	2010/07/27	2010/08/03
20829	Credit Suisse AG - Tencent Holdings European Wts Aug 2010 B	2010/07/27	2010/08/03
20821	Deutsche Bank AG - HKEx European Warrants Aug 2010 C	2010/07/27	2010/08/03
20823	Deutsche Bank AG - Sinopharm European Warrants Aug 2010	2010/07/27	2010/08/03
20816	Goldman Sachs SP (Asia) - BOCL European Warrants Aug 2010 A	2010/07/27	2010/08/03
20795	SGA Societe Generale Acceptance N.V. -Sh Electric Eu Wt Aug10	2010/07/27	2010/08/03
20855	RB of Scotland N.V. - ICBC European Warrants Aug 2010	2010/07/27	2010/08/03
20831	HK Bank - Sinopharm European Warrants Aug 2010	2010/07/27	2010/08/03
20860	KBC Fin Products Int'l Ltd. - CC Bank Euro Put Wts Aug 2010	2010/07/27	2010/08/03
20864	KBC Fin Products Int'l Ltd. - Sinopec Euro Wts Aug 2010 B	2010/07/27	2010/08/03
20861	KBC Fin Products Int'l Ltd. - Sinopec Corp Eu Put Wt Aug 10	2010/07/27	2010/08/03
20863	KBC Fin Products Int'l Ltd. - ICBC Euro Put Wts Aug 2010	2010/07/27	2010/08/03
21012	Deutsche Bank AG - CNOOC European Warrants Aug 2010 C	2010/07/27	2010/08/03
21081	Deutsche Bank AG - ICBC European Put Warrants Aug 2010	2010/07/27	2010/08/03
21066	KBC Fin Products Int'l Ltd. - CC Bank Euro Wts Aug 2010 B	2010/07/27	2010/08/03
21169	Deutsche Bank AG - China Mobile European Put Wts Aug 2010	2010/07/27	2010/08/03
21168	Deutsche Bank AG - China Life European Put Wts Aug 2010	2010/07/27	2010/08/03
21303	Deutsche Bank AG - Alibaba European Warrants Aug 2010	2010/07/27	2010/08/03
21397	Deutsche Bank AG - China Life European Warrants Aug 2010 E	2010/07/27	2010/08/03
21484	KBC Fin Products Int'l Ltd. - China Life Euro Wts Aug 2010 C	2010/07/27	2010/08/03
21504	SGA Societe Generale Acceptance N.V. - A50 Ch Eu Wt Aug 10B	2010/07/27	2010/08/03
21502	SGA Societe Generale Acceptance N.V. - HKEx Eu Wt Aug 2010 C	2010/07/27	2010/08/03
21506	UBS AG - BOCL European Warrants Aug 2010	2010/07/27	2010/08/03
21553	Deutsche Bank AG - PetroChina European Warrants Aug 2010 B	2010/07/27	2010/08/03
21705	KBC Fin Products Int'l Ltd. - HSBC Euro Put Wts Aug 2010	2010/07/27	2010/08/03
21747	Credit Suisse AG - China Mobile European Warrants Aug 2010 B	2010/07/27	2010/08/03
21765	Barclays Bank plc - China Mobile European Put Wts Aug 2010	2010/07/27	2010/08/03
21846	Barclays Bank plc - BOCL European Warrants Aug 2010	2010/07/27	2010/08/03
21847	Barclays Bank plc - China Life European Warrants Aug 2010 C	2010/07/27	2010/08/03
21850	Barclays Bank plc - HSBC European Warrants Aug 2010	2010/07/27	2010/08/03
21855	Barclays Bank plc - HSBC European Put Warrants Aug 2010	2010/07/27	2010/08/03
21949	KBC Fin Products Int'l Ltd. - China Life Eur Put Wt Aug 10 E	2010/07/27	2010/08/03
21984	Deutsche Bank AG - ICBC European Warrants Aug 2010 B	2010/07/27	2010/08/03
22087	SGA Societe Generale Acceptance N.V. - CLife Eu Wt Aug 2010C	2010/07/27	2010/08/03
22162	Macquarie Bank Ltd. - China Mobile European Wts Aug 2010 B	2010/07/27	2010/08/03
16655	BNP Paribas Arbit Issu B.V. - HSBC European Put Wts Aug 2010	2010/07/28	2010/08/04
18048	BNP Paribas Arbit Issu B.V. - HKEx European Wts Aug 2010	2010/07/28	2010/08/04
18135	KBC Fin Products Int'l Ltd. - Ch Mobile Euro Wt Aug 2010 A	2010/07/28	2010/08/04
18415	RB of Scotland N.V. - China Mobile European Wts Aug 2010	2010/07/28	2010/08/04
18867	BNP Paribas Arbit Issu B.V. - Zijin Mining Euro Wts Aug 2010	2010/07/28	2010/08/04
18849	J P Morgan SP BV - China Mob European Wts Aug 2010	2010/07/28	2010/08/04
18940	BNP Paribas Arbit Issu B.V. - CC Bank Euro Wts Aug 2010 A	2010/07/28	2010/08/04
10916	Deutsche Bank AG - Silver European Warrants Aug 2010	2010/07/28	2010/08/04
10922	Deutsche Bank AG - Silver European Put Warrants Aug 2010	2010/07/28	2010/08/04

## List of expired derivative warrants, 2010 (continued)

Code	Warrant	Last trading date	Delisted date
19744	KBC Fin Products Int'l Ltd. - Zijin Mining European Wt Aug10	2010/07/28	2010/08/04
20078	KBC Fin Products Int'l Ltd. - CNOOC European Wts Aug 2010 B	2010/07/28	2010/08/04
20081	KBC Fin Products Int'l Ltd. - HKEx European Put Wts Aug 2010	2010/07/28	2010/08/04
20268	BNP Paribas Arbit Issu B.V. - HKEx European Put Wts Aug 10A	2010/07/28	2010/08/04
20311	RB of Scotland N.V. - HKEx European Warrants Aug 2010	2010/07/28	2010/08/04
20359	Macquarie Bank Ltd. - HKEx European Put Warrants Aug 2010	2010/07/28	2010/08/04
20467	Macquarie Bank Ltd. - CC Bank European Warrants Aug 2010	2010/07/28	2010/08/04
20472	Macquarie Bank Ltd. - Tencent European Put Warrants Aug 2010	2010/07/28	2010/08/04
20640	Macquarie Bank Ltd. - WISE CSI European Warrants Aug 2010	2010/07/28	2010/08/04
20638	Macquarie Bank Ltd. - ICBC European Warrants Aug 2010	2010/07/28	2010/08/04
20642	Macquarie Bank Ltd. - ICBC European Put Warrants Aug 2010	2010/07/28	2010/08/04
20639	Macquarie Bank Ltd. - Sh Petrochem European Wts Aug 2010	2010/07/28	2010/08/04
20702	BNP Paribas Arbit Issu B.V. -SHK Ppt European Warrants Aug10	2010/07/28	2010/08/04
20803	CC Rabobank B.A. - CC Bank European Warrants Aug 2010 A	2010/07/28	2010/08/04
20807	CC Rabobank B.A. - Ch Ship Cont European Warrants Aug 2010	2010/07/28	2010/08/04
20802	CC Rabobank B.A. - A50 China European Put Warrants Aug 2010B	2010/07/28	2010/08/04
20887	HK Bank - Angang Steel European Warrants Aug 2010 B	2010/07/28	2010/08/04
20890	HK Bank - CC Bank European Warrants Aug 2010	2010/07/28	2010/08/04
20892	HK Bank - China Life European Warrants Aug 2010	2010/07/28	2010/08/04
20894	HK Bank - Sinopec Corp European Warrants Aug 2010	2010/07/28	2010/08/04
20895	HK Bank - China Shenhua European Warrants Aug 2010 A	2010/07/28	2010/08/04
20939	KBC Fin Products Int'l Ltd. - Ch Mobile Eu Put Wt Aug 2010	2010/07/28	2010/08/04
20928	KBC Fin Products Int'l Ltd. - CC Bank Euro Wts Aug 2010 A	2010/07/28	2010/08/04
20938	KBC Fin Products Int'l Ltd. - China Life Eur Put Wt Aug 10D	2010/07/28	2010/08/04
20932	KBC Fin Products Int'l Ltd. - Ch Overseas Euro Wts Aug10 B	2010/07/28	2010/08/04
20933	KBC Fin Products Int'l Ltd. - China Shenhua Eur Wts Aug 2010	2010/07/28	2010/08/04
20935	KBC Fin Products Int'l Ltd. - HKEx European Warrants Aug 10	2010/07/28	2010/08/04
20876	Macquarie Bank Ltd. - BOCL European Warrants Aug 2010	2010/07/28	2010/08/04
20878	Macquarie Bank Ltd. - BankComm European Warrants Aug 2010	2010/07/28	2010/08/04
20881	Macquarie Bank Ltd. - Sinopharm European Warrants Aug 2010	2010/07/28	2010/08/04
21044	Merrill Lynch Int'l & Co. C.V. - HKEx Eur Put Wts Aug 2010 C	2010/07/28	2010/08/04
21103	BNP Paribas Arbit Issu B.V. - HKEx European Put Wts Aug 10B	2010/07/28	2010/08/04
21251	Nomura Int'l plc - JIANG European Warrants Aug 2010	2010/07/28	2010/08/04
21334	Macquarie Bank Ltd. - A50 China European Put Wts Aug 2010	2010/07/28	2010/08/04
21514	KBC Fin Products Int'l Ltd. - BOCL Euro Put Wts Aug 2010	2010/07/28	2010/08/04
21574	KBC Fin Products Int'l Ltd. - ICBC European Wts Aug 2010	2010/07/28	2010/08/04
17253	SGA Societe Generale Acceptance N.V. - CNOOC Eu Wt Aug 2010A	2010/07/29	2010/08/05
18215	Credit Suisse - CNOOC European Warrants Aug 2010	2010/07/29	2010/08/05
18866	BNP Paribas Arbit Issu B.V. - HSBC European Wts Aug 2010 A	2010/07/29	2010/08/05
19346	Macquarie Bank Ltd. - China Coal European Warrants Aug 2010A	2010/07/29	2010/08/05
19401	Macquarie Bank Ltd. - China Coal European Warrants Aug 2010B	2010/07/29	2010/08/05
19402	Macquarie Bank Ltd. - Fushan Energy European Warrants Aug 10	2010/07/29	2010/08/05
19404	Macquarie Bank Ltd. - Tencent European Warrants Aug 2010	2010/07/29	2010/08/05
19677	J P Morgan SP BV - Ch Railway Cons European Warrants Aug 10A	2010/07/29	2010/08/05
19873	BNP Paribas Arbit Issu B.V. - R&F Ppt European Wts Aug10	2010/07/29	2010/08/05
20213	SGA Societe Generale Acceptance N.V. - CLife Eu Wt Aug 2010A	2010/07/29	2010/08/05
20214	SGA Societe Generale Acceptance N.V. - CLife Eu Wt Aug 2010B	2010/07/29	2010/08/05
20238	Citigroup Global Mkt H Inc. - China Coal European Wts Aug 10	2010/07/29	2010/08/05
20369	SGA Societe Generale Acceptance N.V. - Alibaba Eu Wts Aug 10	2010/07/29	2010/08/05
20380	SGA Societe Generale Acceptance N.V. - Datang Eu Wt Aug 2010	2010/07/29	2010/08/05
20382	SGA Societe Generale Acceptance N.V. - Lenovo Eur Wts Aug 10	2010/07/29	2010/08/05
20384	SGA Societe Generale Acceptance N.V. - Tencent Eu Wt Aug 10A	2010/07/29	2010/08/05
20548	SGA Societe Generale Acceptance NV-Ch Res Power Eu Wt Aug10A	2010/07/29	2010/08/05
20552	SGA Societe Generale Acceptance N.V. - Foxconn Eu Wts Aug 10	2010/07/29	2010/08/05
20636	Macquarie Bank Ltd. - China Life European Wts Aug 2010	2010/07/29	2010/08/05
20641	Macquarie Bank Ltd. - China Life European Put Wts Aug 2010	2010/07/29	2010/08/05
20967	Citigroup Global Mkt H Inc. - CITIC Pacific Eu Wt Aug 2010	2010/07/29	2010/08/05
21118	SGA Societe Generale Acceptance N.V. - A50 Ch Eu Wt Aug 10A	2010/07/29	2010/08/05
21120	SGA Societe Generale Acceptance N.V.-A50 Ch Eu Put Wt Aug 10	2010/07/29	2010/08/05
21738	SGA Societe Generale Acceptance N.V. - BOCL Eu Wt Aug 2010 C	2010/07/29	2010/08/05
20996	J P Morgan SP BV - BOCL European Warrants Aug 2010	2010/07/30	2010/08/06
20997	J P Morgan Int'l Der. Ltd. - CC Bank European Wts Aug 2010	2010/07/30	2010/08/06
21021	KBC Fin Products Int'l Ltd. - A50 Ch European Put Wts Aug10C	2010/07/30	2010/08/06
21008	Macquarie Bank Ltd. - HSBC European Put Warrants Aug 2010	2010/07/30	2010/08/06
20138	KBC Fin Products Int'l Ltd. - China Life Euro Wts Aug 2010 B	2010/08/02	2010/08/09
14831	Merrill Lynch Int'l & Co. C.V. - Ch Mobile Eur Wt Aug 2010 A	2010/08/03	2010/08/10
17044	Merrill Lynch Int'l & Co. C.V. - HKEx Euro Wts Aug 2010	2010/08/03	2010/08/10
17675	CC Rabobank B.A. - Ch Mobile European Warrants Aug 2010 A	2010/08/03	2010/08/10
18721	Deutsche Bank AG - China Mobile European Warrants Aug 2010 A	2010/08/03	2010/08/10
18869	BNP Paribas Arbit Issu B.V. - Ch Mobile Euro Wts Aug 2010 A	2010/08/03	2010/08/10
19088	Merrill Lynch Int'l & Co. C.V. - CNOOC European Wts Aug10A	2010/08/03	2010/08/10
19255	BNP Paribas Arbit Issu B.V. - A50 China Euro Wts Aug 2010	2010/08/03	2010/08/10
19257	BNP Paribas Arbit Issu B.V. - PetroCh Euro Wts Aug 2010	2010/08/03	2010/08/10
19307	UBS AG - Ch Railway Cons European Warrants Aug 2010	2010/08/03	2010/08/10
19375	Deutsche Bank AG -CRCC European Warrants Aug 2010	2010/08/03	2010/08/10
19902	Merrill Lynch Int'l & Co. C.V. - PetroChina Eu Put Wt Aug 10	2010/08/03	2010/08/10
20047	Barclays Bank plc - China Mobile European Warrants Aug 2010	2010/08/03	2010/08/10
20305	SGA Societe Generale Acceptance N.V. - HKEx Eu Wt Aug 2010A	2010/08/03	2010/08/10
20351	Merrill Lynch Int'l & Co. C.V. - HKEx Eur Put Wts Aug 2010 B	2010/08/03	2010/08/10
20360	SGA Societe Generale Acceptance N.V. - CCoal Eur Wt Aug 2010	2010/08/03	2010/08/10
20364	SGA Societe Generale Acceptance N.V. - JIANG Eu Wts Aug 2010	2010/08/03	2010/08/10
20479	Barclays Bank plc - China Telecom European Warrants Aug 2010	2010/08/03	2010/08/10
20554	SGA Societe Generale Acceptance N.V. - ICBC Eu Wt Aug 2010 B	2010/08/03	2010/08/10
20604	RB of Scotland N.V. - Tencent Holdings European Wts Aug 10A	2010/08/03	2010/08/10
20779	UBS AG - HKEx European Warrants Aug 2010 A	2010/08/03	2010/08/10
20812	UBS AG - CITIC Bank European Warrants Aug 2010	2010/08/03	2010/08/10
20869	Credit Suisse AG - CC Bank European Warrants Aug 2010 A	2010/08/03	2010/08/10

## List of expired derivative warrants, 2010 (continued)

Code	Warrant	Last trading date	Delisted date
20870	Credit Suisse AG - ICBC European Warrants Aug 2010 A	2010/08/03	2010/08/10
20919	Deutsche Bank AG - CC Bank European Warrants Aug 2010 A	2010/08/03	2010/08/10
20924	Deutsche Bank AG - ICBC European Warrants Aug 2010 A	2010/08/03	2010/08/10
20908	UBS AG - China Tel European Warrants Aug 2010	2010/08/03	2010/08/10
20916	UBS AG - China Shenhua European Warrants Aug 2010	2010/08/03	2010/08/10
20998	BOCI Asia Ltd. - BOCL European Warrants Aug 2010	2010/08/03	2010/08/10
21001	BOCI Asia Ltd. - Sinopharm European Warrants Aug 2010	2010/08/03	2010/08/10
21009	Deutsche Bank AG - CITIC Bank European Warrants Aug 2010	2010/08/03	2010/08/10
21056	Deutsche Bank AG - Angang Steel European Warrants Aug 2010	2010/08/03	2010/08/10
21062	Deutsche Bank AG - A50 China European Put Wts Aug 2010	2010/08/03	2010/08/10
21059	Deutsche Bank AG - Jiangxi Copper European Warrants Aug 2010	2010/08/03	2010/08/10
21027	HK Bank - Geely Auto European Warrants Aug 2010 B	2010/08/03	2010/08/10
21028	HK Bank - Huaneng Power European Warrants Aug 2010 B	2010/08/03	2010/08/10
21029	HK Bank - PetroChina European Warrants Aug 2010 A	2010/08/03	2010/08/10
21025	SGA Societe Generale Acceptance N.V. - CCB Euro Put Wt Aug10	2010/08/03	2010/08/10
21024	SGA Societe Generale Acceptance N.V. - CITBK Euro Wt Aug 10A	2010/08/03	2010/08/10
21083	RB of Scotland N.V. - BBMG European Warrants Aug 2010	2010/08/03	2010/08/10
21078	Deutsche Bank AG - China EB Ltd European Warrants Aug 2010	2010/08/03	2010/08/10
21080	Deutsche Bank AG - Huaneng Power European Warrants Aug 2010	2010/08/03	2010/08/10
21067	KBC Fin Products Int'l Ltd. - China Unicom Euro Wts Aug 2010	2010/08/03	2010/08/10
21065	KBC Fin Products Int'l Ltd. - Ch Comm Cons Euro Wts Aug 2010	2010/08/03	2010/08/10
21068	KBC Fin Products Int'l Ltd-Tencent Holdings Eu Put Wt Aug10B	2010/08/03	2010/08/10
21161	UBS AG - China Life European Warrants Aug 2010 C	2010/08/03	2010/08/10
21412	Deutsche Bank AG - CC Bank European Warrants Aug 2010 B	2010/08/03	2010/08/10
21564	Barclays Bank plc - Sinopharm European Warrants Aug 2010	2010/08/03	2010/08/10
21602	Nomura Int'l plc - GCL-Poly Energy European Warrants Aug 10	2010/08/03	2010/08/10
21702	Deutsche Bank AG - Tencent Holdings European Put Wts Aug10 E	2010/08/03	2010/08/10
21708	UBS AG - Tencent Holdings European Put Warrants Aug 2010	2010/08/03	2010/08/10
21779	CC Rabobank B.A. - Geely Auto European Warrants Aug 2010 B	2010/08/03	2010/08/10
22171	Merrill Lynch Int'l & Co. C.V. - Ch Life Eur Put Wt Aug 2010	2010/08/03	2010/08/10
22172	SGA Societe Generale Acceptance N.V. - CCB Eur Wt Aug 2010 C	2010/08/03	2010/08/10
20142	KBC Fin Products Int'l Ltd. - A50 Ch European Put Wts Aug10B	2010/08/04	2010/08/11
21046	CC Rabobank B.A. - Angang Steel European Warrants Aug 2010	2010/08/04	2010/08/11
21048	CC Rabobank B.A. - China EB Ltd European Warrants Aug 2010 B	2010/08/04	2010/08/11
21051	CC Rabobank B.A. - KECL European Warrants Aug 2010	2010/08/04	2010/08/11
21049	CC Rabobank B.A. - China Overseas European Warrants Aug 10B	2010/08/04	2010/08/11
21050	CC Rabobank B.A. - Chi Res Land European Warrants Aug 2010	2010/08/04	2010/08/11
21052	CC Rabobank B.A. - Jiangxi Copper European Warrants Aug 2010	2010/08/04	2010/08/11
21053	CC Rabobank B.A. - Li Ning European Warrants Aug 2010	2010/08/04	2010/08/11
21054	CC Rabobank B.A. - Shimao Ppt European Warrants Aug 2010	2010/08/04	2010/08/11
21055	CC Rabobank B.A. - Xinao Gas European Warrants Aug 2010	2010/08/04	2010/08/11
21100	HK Bank - China Unicom European Warrants Aug 2010	2010/08/04	2010/08/11
21098	J P Morgan SP BV - Sinopharm European Warrants Aug 2010	2010/08/04	2010/08/11
21943	KBC Fin Products Int'l Ltd. - CC Bank Euro Wts Aug 2010 C	2010/08/04	2010/08/11
18896	SGA Societe Generale Acceptance N.V. - CRCC Eu Wt Aug 2010	2010/08/05	2010/08/12
20087	SGA Societe Generale Acceptance N.V. - Ch Mob Eu Wt Aug 10A	2010/08/05	2010/08/12
20166	CC Rabobank B.A. - Datang European Warrants Aug 2010	2010/08/05	2010/08/12
20241	Citigroup Global Mkt H Inc. - Chi Res Land European Wt Aug10	2010/08/05	2010/08/12
20443	CC Rabobank B.A. - China EB Ltd European Warrants Aug 2010 A	2010/08/05	2010/08/12
20445	CC Rabobank B.A. - GCL-Poly Energy European Warrants Aug2010	2010/08/05	2010/08/12
21138	KBC Fin Products Int'l Ltd. - Tencent Holdings Eu Wt Aug10 C	2010/08/05	2010/08/12
21672	KBC Fin Products Int'l Ltd. - Tencent Holdings Eu Wt Aug10D	2010/08/05	2010/08/12
16712	HK Bank - Zijin Mining European Warrants Aug 2010	2010/08/06	2010/08/13
20129	HK Bank - Weichai Power European Warrants Aug 2010	2010/08/06	2010/08/13
20348	HK Bank - Yanzhou Coal European Warrants Aug 2010	2010/08/06	2010/08/13
20541	HK Bank - Lenovo European Warrants Aug 2010	2010/08/06	2010/08/13
20888	HK Bank - BOCL European Warrants Aug 2010 C	2010/08/06	2010/08/13
21106	CC Rabobank B.A. - BOCL European Warrants Aug 2010	2010/08/06	2010/08/13
21107	CC Rabobank B.A. - Chaoda Modern European Warrants Aug 2010	2010/08/06	2010/08/13
21109	CC Rabobank B.A. - Zhaojin Mining European Warrants Aug 2010	2010/08/06	2010/08/13
10816	Citigroup Global Mkt H Inc. - SP5FN European PC Jul 2013	2010/08/13	2010/08/16
20074	J P Morgan SP BV - PetroChina European Warrants Aug 2010	2010/08/09	2010/08/16
16052	UBS AG - China Coal European Warrants Aug 2010	2010/08/10	2010/08/17
16059	UBS AG - Jiangxi Copper European Warrants Aug 2010	2010/08/10	2010/08/17
18475	Deutsche Bank AG - PetroChina European Warrants Aug 2010A	2010/08/10	2010/08/17
18571	Citigroup Global Mkt H Inc. - CMOE European Warrants Aug 10	2010/08/10	2010/08/17
18803	Merrill Lynch Int'l & Co. C.V. - PetroChina Eu Wt Aug 2010	2010/08/10	2010/08/17
19060	BNP Paribas Arbit Issu B.V.-BankComm European Warrants Aug10	2010/08/10	2010/08/17
19805	Citigroup Global Mkt H Inc. - Geely Auto Euro Wts Aug10	2010/08/10	2010/08/17
19832	J P Morgan SP BV - A50 China European Warrants Aug 2010	2010/08/10	2010/08/17
19893	Merrill Lynch Int'l & Co. C.V. - Ch Mobile Eur Wt Aug 2010 B	2010/08/10	2010/08/17
20201	CC Rabobank B.A. - Yurun Food European Warrants Aug 2010	2010/08/10	2010/08/17
20379	SGA Societe Generale Acceptance N.V. - CCB Eur Wt Aug 2010 A	2010/08/10	2010/08/17
20624	UBS AG - PetroChina European Warrants Aug 2010 B	2010/08/10	2010/08/17
20712	Deutsche Bank AG - China Overseas European Warrants Aug 2010	2010/08/10	2010/08/17
20687	KBC Fin Products Int'l Ltd. - China Overseas Euro Wts Aug10A	2010/08/10	2010/08/17
20793	Credit Suisse AG - China Mobile European Warrants Aug 2010 A	2010/08/10	2010/08/17
20824	Credit Suisse AG - BBMG European Warrants Aug 2010	2010/08/10	2010/08/17
20834	Barclays Bank plc - Denway Motors European Warrants Aug 2010	2010/08/10	2010/08/17
20868	Credit Suisse AG - PetroChina European Warrants Aug 2010	2010/08/10	2010/08/17
20920	Deutsche Bank AG - China Life European Warrants Aug 2010 B	2010/08/10	2010/08/17
20911	SGA Societe Generale Acceptance N.V. - BOCL Eu Wt Aug 2010 B	2010/08/10	2010/08/17
21047	CC Rabobank B.A. - BBMG European Warrants Aug 2010	2010/08/10	2010/08/17
21079	Deutsche Bank AG - Dongfeng Motor European Warrants Aug10	2010/08/10	2010/08/17
21094	SGA Societe Generale Acceptance N.V. -CITIC Pac Eu Wts Aug10	2010/08/10	2010/08/17
21165	Deutsche Bank AG - BOCL European Warrants Aug 2010 B	2010/08/10	2010/08/17
21166	Deutsche Bank AG - China Life European Warrants Aug 2010 C	2010/08/10	2010/08/17

List of expired derivative warrants, 2010 (continued)

Code	Warrant	Last trading date	Delisted date
21167	Deutsche Bank AG - China Life European Warrants Aug 2010 D	2010/08/10	2010/08/17
21156	SGA Societe Generale Acceptance N.V. - Petch Eu Wt Aug 2010B	2010/08/10	2010/08/17
21271	SGA Societe Generale Acceptance N.V. - HKEx Eu Wt Aug 2010 B	2010/08/10	2010/08/17
21317	BNP Paribas Arbit Issu B.V. - HSBC European Wts Aug 2010 B	2010/08/10	2010/08/17
21401	UBS AG - HSBC European Warrants Aug 2010 A	2010/08/10	2010/08/17
21548	RB of Scotland N.V. - Tencent Holdings European Wts Aug 10B	2010/08/10	2010/08/17
21556	HK Bank - China Shenhua European Warrants Aug 2010 B	2010/08/10	2010/08/17
21665	UBS AG - HKEx European Warrants Aug 2010 B	2010/08/10	2010/08/17
21749	SGA Societe Generale Acceptance N.V. - Ch Mob Eu Wt Aug 10B	2010/08/10	2010/08/17
21802	SGA Societe Generale Acceptance N.V. - CITBK Euro Wt Aug10B	2010/08/10	2010/08/17
21808	UBS AG - HSBC European Warrants Aug 2010 B	2010/08/10	2010/08/17
19783	HK Bank - Huaneng Power European Warrants Aug 2010 A	2010/08/11	2010/08/18
21187	KBC Fin Products Int'l Ltd. - Hutchison Euro Wts Aug 2010 B	2010/08/11	2010/08/18
21189	KBC Fin Products Int'l Ltd. - SHK Ppt European Wts Aug 2010	2010/08/11	2010/08/18
15886	HK Bank - Jiangxi Copper European Warrants Aug 2010 A	2010/08/12	2010/08/19
17541	HK Bank - HKEx European Put Warrants Aug 2010	2010/08/12	2010/08/19
18186	KBC Fin Products Int'l Ltd. - CNOOC Euro Put Wts Aug 2010	2010/08/12	2010/08/19
20385	SGA Societe Generale Acceptance N.V. - Tencent Eu Wt Aug 10B	2010/08/12	2010/08/19
20488	HK Bank - BOCL European Warrants Aug 2010 B	2010/08/12	2010/08/19
20493	HK Bank - China Mobile European Put Warrants Aug 2010	2010/08/12	2010/08/19
20662	KBC Fin Products Int'l Ltd. - SHK Ppt Euro Put Wts Aug 2010	2010/08/12	2010/08/19
21144	Macquarie Bank Ltd. - Ch Oilfield European Warrants Aug 2010	2010/08/12	2010/08/19
21210	HK Bank - CC Bank European Put Warrants Aug 2010	2010/08/12	2010/08/19
21200	HK Bank - CITIC Bank European Warrants Aug 2010 B	2010/08/12	2010/08/19
21204	HK Bank - Denway Motors European Warrants Aug 2010	2010/08/12	2010/08/19
21206	HK Bank - Jiangxi Copper European Warrants Aug 2010 B	2010/08/12	2010/08/19
21209	HK Bank - PetroChina European Warrants Aug 2010 B	2010/08/12	2010/08/19
21229	CC Rabobank B.A. - KWG Property European Warrants Aug 2010	2010/08/12	2010/08/19
21231	CC Rabobank B.A. - Sh Petrochem European Warrants Aug 2010	2010/08/12	2010/08/19
21489	KBC Fin Products Int'l Ltd. - CNOOC European Wts Aug 2010 C	2010/08/12	2010/08/19
21290	CC Rabobank B.A. - Geely Auto European Warrants Aug 2010 A	2010/08/13	2010/08/20
17821	Standard Bank PLC - PetroChina European Warrants Aug 2010	2010/08/16	2010/08/23
18404	Citigroup Global Mkt H Inc. - R&F Ppt European Wts Aug10	2010/08/16	2010/08/23
19219	Citigroup Global Mkt H Inc. - Lenovo European Warrants Aug10	2010/08/16	2010/08/23
19456	Citigroup Global Mkt H Inc. - BOC HK European Wts Aug 2010	2010/08/16	2010/08/23
19460	Citigroup Global Mkt H Inc. - Chi Res Power Euro Wts Aug10	2010/08/16	2010/08/23
19860	J.P Morgan SP BV - Anhui Conch European Warrants Aug 2010	2010/08/16	2010/08/23
21292	CC Rabobank B.A. - Sinopharm European Warrants Aug 2010	2010/08/16	2010/08/23
14678	UBS AG - Zijin Mining European Warrants Aug 2010	2010/08/17	2010/08/24
16682	SGA Societe Generale Acceptance N.V. - CP&CC Eur Wt Aug 10A	2010/08/17	2010/08/24
16774	KBC Fin Products Int'l Ltd. - Sinopec Euro Wts Aug 2010 A	2010/08/17	2010/08/24
18158	Credit Suisse - SHK Ppt European Warrants Aug 2010	2010/08/17	2010/08/24
18163	Credit Suisse - SHK Ppt European Put Warrants Aug 2010	2010/08/17	2010/08/24
18630	SGA Societe Generale Acceptance N.V. - BOCom Eur Wt Aug 10B	2010/08/17	2010/08/24
19587	SGA Societe Generale Acceptance N.V. - CNOOC Eu Wt Aug 2010B	2010/08/17	2010/08/24
19949	UBS AG - China Life European Warrants Aug 2010 A	2010/08/17	2010/08/24
20304	SGA Societe Generale Acceptance N.V. - R&F Ppt Eu Wts Aug 10	2010/08/17	2010/08/24
20324	Merrill Lynch Int'l & Co. C.V. - Tencent European Wts Aug10B	2010/08/17	2010/08/24
20361	SGA Societe Generale Acceptance N.V.-Ch Overseas Eu Wt Aug10	2010/08/17	2010/08/24
20549	SGA Societe Generale Acceptance NV-Ch Res Power Eu Wt Aug10B	2010/08/17	2010/08/24
20581	Barclays Bank plc - China Shenhua European Warrants Aug 2010	2010/08/17	2010/08/24
20582	Barclays Bank plc - Yanzhou Coal European Warrants Aug 2010	2010/08/17	2010/08/24
20645	Deutsche Bank AG - CNOOC European Warrants Aug 2010 A	2010/08/17	2010/08/24
20625	UBS AG - Tencent Holdings European Warrants Aug 2010 A	2010/08/17	2010/08/24
20717	Deutsche Bank AG - Zijin Mining European Warrants Aug 2010	2010/08/17	2010/08/24
20710	KBC Fin Products Int'l Ltd-Tencent Holdings Eu Put Wt Aug10A	2010/08/17	2010/08/24
20775	Deutsche Bank AG - China Mobile European Warrants Aug 2010 B	2010/08/17	2010/08/24
20826	Credit Suisse AG - KECL European Warrants Aug 2010	2010/08/17	2010/08/24
20820	Deutsche Bank AG - China Mobile European Warrants Aug 2010 C	2010/08/17	2010/08/24
20898	HK Bank - CM Bank European Warrants Aug 2010	2010/08/17	2010/08/24
20912	SGA Societe Generale Acceptance N.V. - Shenhua Eu Wt Aug 10	2010/08/17	2010/08/24
21072	J.P Morgan SP BV - China Life European Warrants Aug 2010 B	2010/08/17	2010/08/24
21147	Merrill Lynch Int'l & Co. C.V. - HSBC Euro Wts Aug 2010 B	2010/08/17	2010/08/24
21155	SGA Societe Generale Acceptance N.V. - HSBC Eu Wt Aug 2010 C	2010/08/17	2010/08/24
21182	UBS AG - Hutchison European Warrants Aug 2010	2010/08/17	2010/08/24
21223	Credit Suisse AG - Jiangxi Copper European Wts Aug 2010	2010/08/17	2010/08/24
21247	Deutsche Bank AG - CM Bank European Warrants Aug 2010	2010/08/17	2010/08/24
21249	Deutsche Bank AG - Tencent Holdings European Warrants Aug10B	2010/08/17	2010/08/24
21196	RB of Scotland N.V. - Sinopec Corp European Warrants Aug 10A	2010/08/17	2010/08/24
21198	RB of Scotland N.V. - Jiangxi Copper European Wts Aug 2010	2010/08/17	2010/08/24
21294	KBC Fin Products Int'l Ltd. - HSBC European Wts Aug 2010 C	2010/08/17	2010/08/24
21265	SGA Societe Generale Acceptance N.V. - CP&CC Eur Wt Aug 10C	2010/08/17	2010/08/24
21307	Deutsche Bank AG - Denway Motors European Warrants Aug 2010	2010/08/17	2010/08/24
21493	KBC Fin Products Int'l Ltd. - A50 Ch European Put Wts Aug10D	2010/08/17	2010/08/24
21534	Deutsche Bank AG - China Mobile European Warrants Aug 2010 D	2010/08/17	2010/08/24
21552	Deutsche Bank AG - HSBC European Warrants Aug 2010	2010/08/17	2010/08/24
21568	UBS AG - China Mobile European Warrants Aug 2010 B	2010/08/17	2010/08/24
21622	Barclays Bank plc - China Life European Warrants Aug 2010 B	2010/08/17	2010/08/24
21734	UBS AG - CM Bank European Warrants Aug 2010	2010/08/17	2010/08/24
21885	CC Rabobank B.A. - Ch Mobile European Warrants Aug 2010 C	2010/08/17	2010/08/24
21965	UBS AG - ICBC European Warrants Aug 2010	2010/08/17	2010/08/24
22077	RB of Scotland N.V. - HSBC European Warrants Aug 2010	2010/08/17	2010/08/24
18218	BNP Paribas Arbit Issu B.V. - CNOOC European Wts Aug 2010 A	2010/08/18	2010/08/25
19225	Macquarie Bank Ltd. - Anhui Conch European Warrants Aug 2010	2010/08/18	2010/08/25
20319	Merrill Lynch Int'l & Co. C.V. - Ch Comm Cons Eu Wt Aug 2010	2010/08/18	2010/08/25
21287	CC Rabobank B.A. - China Dongxiang European Warrants Aug 10	2010/08/18	2010/08/25
21280	CC Rabobank B.A. - China Comservice European Warrants Aug 10	2010/08/18	2010/08/25

## List of expired derivative warrants, 2010 (continued)

Code	Warrant	Last trading date	Delisted date
21282	CC Rabobank B.A. - Glorious PPT H European Warrants Aug 2010	2010/08/18	2010/08/25
21284	CC Rabobank B.A. - Yuexiu Property European Warrants Aug 10	2010/08/18	2010/08/25
21311	Deutsche Bank AG - Tencent Holdings European Warrants Aug10C	2010/08/18	2010/08/25
16942	SGA Societe Generale Acceptance N.V. - HSBC Eu Put Wt Aug10B	2010/08/19	2010/08/26
17780	HK Bank - CNOOC European Put Warrants Aug 2010	2010/08/19	2010/08/26
21176	SGA Societe Generale Acceptance N.V.-Country Gdn Eu Wt Aug10	2010/08/19	2010/08/26
21536	UBS AG - Tencent Holdings European Warrants Aug 2010 B	2010/08/19	2010/08/26
21693	RB of Scotland N.V. - Sinopec Corp European Warrants Aug10B	2010/08/19	2010/08/26
19472	HK Bank - Angang Steel European Warrants Aug 2010 A	2010/08/20	2010/08/27
19500	HK Bank - CITIC Bank European Warrants Aug 2010 A	2010/08/20	2010/08/27
19503	HK Bank - ICBC European Warrants Aug 2010	2010/08/20	2010/08/27
18398	CC Rabobank B.A. - Anhui Conch European Warrants Aug 2010	2010/08/23	2010/08/30
19157	HK Bank - Foxconn European Warrants Aug 2010	2010/08/23	2010/08/30
19158	HK Bank - Tencent European Warrants Aug 2010	2010/08/23	2010/08/30
19466	HK Bank - BOCL European Warrants Aug 2010 A	2010/08/23	2010/08/30
19450	HK Bank - Geely Auto European Warrants Aug 2010 A	2010/08/23	2010/08/30
19602	HK Bank - CITIC Pacific European Warrants Aug 2010	2010/08/23	2010/08/30
19600	HK Bank - Chi Res Land European Warrants Aug 2010	2010/08/23	2010/08/30
19608	HK Bank - Li & Fung European Warrants Aug 2010	2010/08/23	2010/08/30
19609	HK Bank - Renhe Comm European Warrants Aug 2010	2010/08/23	2010/08/30
20346	HK Bank - Shanghai Electric European Warrants Aug 2010	2010/08/23	2010/08/30
20365	HK Bank - Alibaba European Warrants Aug 2010	2010/08/23	2010/08/30
21289	CC Rabobank B.A. - CSR European Warrants Aug 2010	2010/08/23	2010/08/30
22079	KBC Fin Products Int'l Ltd. - Sinopec Euro Wts Aug 2010 C	2010/08/23	2010/08/30
15226	UBS AG - SHK Ppt European Warrants Aug 2010	2010/08/24	2010/08/31
15736	CC Rabobank B.A. - Sinopec Corp European Warrants Aug 2010 A	2010/08/24	2010/08/31
17701	Merrill Lynch Int'l & Co. C.V. - BankComm Euro Put Wts Aug10	2010/08/24	2010/08/31
17767	Citigroup Global Mkt H Inc. - Hutchison Euro Wts Aug 2010	2010/08/24	2010/08/31
18023	UBS AG - China Railway European Warrants Aug 2010	2010/08/24	2010/08/31
18405	Citigroup Global Mkt H Inc. - Hang Lung Ppt Euro Wts Aug10	2010/08/24	2010/08/31
18574	Citigroup Global Mkt H Inc. - COSCO Pacific Euro Wts Aug10	2010/08/24	2010/08/31
19010	Credit Suisse - China Life European Warrants Aug 2010	2010/08/24	2010/08/31
19026	BNP Paribas Arbit Issu B.V. - CNOOC European Wts Aug 2010 B	2010/08/24	2010/08/31
19072	J P Morgan SP BV - Tencent European Warrants Aug 2010	2010/08/24	2010/08/31
19089	Merrill Lynch Int'l & Co. C.V. - CNOOC European Wts Aug10B	2010/08/24	2010/08/31
19154	Merrill Lynch Int'l & Co. C.V. -HSI European Warrants Aug10A	2010/08/24	2010/08/31
19232	Credit Suisse - A50 China European Put Warrants Aug 2010	2010/08/24	2010/08/31
19397	KBC Fin Products Int'l Ltd. - HSI European Wts Aug 2010 A	2010/08/24	2010/08/31
19410	J P Morgan SP BV - China Coal European Warrants Aug 2010	2010/08/24	2010/08/31
19564	Credit Suisse AG - Tencent Holdings European Put Wts Aug10	2010/08/24	2010/08/31
19597	J P Morgan SP BV - Link Reit European Warrants Aug 2010	2010/08/24	2010/08/31
19626	J P Morgan SP BV - Minsheng Bank European Warrants Aug 2010	2010/08/24	2010/08/31
19669	SGA Societe Generale Acceptance N.V. - BOCL Eu Wt Aug 2010 A	2010/08/24	2010/08/31
19718	CC Rabobank B.A. - BYD European Warrants Aug 2010	2010/08/24	2010/08/31
19729	SGA Societe Generale Acceptance N.V. - CMB Euro Wts Aug 2010	2010/08/24	2010/08/31
19813	CC Rabobank B.A. - A50 China European Put Warrants Aug 2010A	2010/08/24	2010/08/31
19823	Macquarie Bank Ltd. - SHK Ppt European Put Warrants Aug 2010	2010/08/24	2010/08/31
19861	J P Morgan SP BV - China Unicom European Warrants Aug 2010	2010/08/24	2010/08/31
19897	Merrill Lynch Int'l & Co. C.V. - Ch Mobile Eu Put Wt Aug 10	2010/08/24	2010/08/31
19931	Barclays Bank plc - ICBC European Warrants Aug 2010 A	2010/08/24	2010/08/31
19947	UBS AG - CC Bank European Warrants Aug 2010 A	2010/08/24	2010/08/31
19950	UBS AG - China Life European Warrants Aug 2010 B	2010/08/24	2010/08/31
20067	Credit Suisse AG - Zijin Mining European Warrants Aug 2010	2010/08/24	2010/08/31
20117	J P Morgan SP BV - Ch Railway Cons European Warrants Aug 10B	2010/08/24	2010/08/31
20133	J P Morgan SP BV - HKEx European Put Wts Aug 2010	2010/08/24	2010/08/31
20151	BNP Paribas Arbit Issu B.V. - Bank of EA European Wts Aug 10	2010/08/24	2010/08/31
20152	BNP Paribas Arbit Issu B.V. - China Life Euro Wts Aug 2010	2010/08/24	2010/08/31
20165	CC Rabobank B.A. - China Overseas European Warrants Aug 10A	2010/08/24	2010/08/31
20204	CC Rabobank B.A. - Greentown China European Wts Aug 2010	2010/08/24	2010/08/31
20199	CC Rabobank B.A. - China Mengniu European Warrants Aug 2010	2010/08/24	2010/08/31
20206	CC Rabobank B.A. - Renhe Comm European Warrants Aug 2010	2010/08/24	2010/08/31
20230	CC Rabobank B.A. - Ch Mobile European Put Wts Aug 2010	2010/08/24	2010/08/31
20224	CC Rabobank B.A. - China Life European Warrants Aug 2010	2010/08/24	2010/08/31
20228	CC Rabobank B.A. - China Life European Put Warrants Aug 2010	2010/08/24	2010/08/31
20227	CC Rabobank B.A. - Hutchison European Warrants Aug 2010	2010/08/24	2010/08/31
20251	BNP Paribas Arbit Issu B.V. - Tencent Holdings Eu Wts Aug 10	2010/08/24	2010/08/31
20325	Merrill Lynch Int'l & Co. C.V. - Tencent European Wts Aug10C	2010/08/24	2010/08/31
20378	Credit Suisse AG - Tencent Holdings European Wts Aug 2010 A	2010/08/24	2010/08/31
20421	Barclays Bank plc - CM Bank European Warrants Aug 2010	2010/08/24	2010/08/31
20429	Barclays Bank plc - ICBC European Put Warrants Aug 2010	2010/08/24	2010/08/31
20463	Goldman Sachs SP (Asia) - China Mobile Euro Wts Aug 2010 A	2010/08/24	2010/08/31
20462	Goldman Sachs SP (Asia) - China Life Euro Wts Aug 2010	2010/08/24	2010/08/31
20450	HK Bank - Shimao Ppt European Warrants Aug 2010	2010/08/24	2010/08/31
20441	CC Rabobank B.A. - Anta Sports European Warrants Aug 2010	2010/08/24	2010/08/31
20444	CC Rabobank B.A. - China Oilfield European Warrants Aug 2010	2010/08/24	2010/08/31
20442	CC Rabobank B.A. - China COSCO European Warrants Aug 2010	2010/08/24	2010/08/31
20481	Barclays Bank plc - ICBC European Warrants Aug 2010 B	2010/08/24	2010/08/31
20524	BNP Paribas Arbit Issu B.V. - Ch Mobile Euro Wts Aug 2010 B	2010/08/24	2010/08/31
20557	CC Rabobank B.A. - Ch Mobile European Warrants Aug 2010 B	2010/08/24	2010/08/31
20594	Barclays Bank plc - HSI European Put Warrants Aug 2010 A	2010/08/24	2010/08/31
20776	Deutsche Bank AG - CNOOC European Warrants Aug 2010 B	2010/08/24	2010/08/31
20750	Merrill Lynch Int'l & Co. C.V. -HSI European Warrants Aug10B	2010/08/24	2010/08/31
20751	Merrill Lynch Int'l & Co. C.V. -HSI European Warrants Aug10C	2010/08/24	2010/08/31
20752	Merrill Lynch Int'l & Co. C.V. -HSI European Warrants Aug10D	2010/08/24	2010/08/31
20758	Merrill Lynch Int'l & Co. C.V. -HSI European Put Wts Aug 10E	2010/08/24	2010/08/31
20759	Merrill Lynch Int'l & Co. C.V. -HSI European Put Wts Aug 10F	2010/08/24	2010/08/31
20760	Merrill Lynch Int'l & Co. C.V. -HSI European Put Wts Aug 10G	2010/08/24	2010/08/31

## List of expired derivative warrants, 2010 (continued)

Code	Warrant	Last trading date	Delisted date
20761	Merrill Lynch Int'l & Co. C.V. -HSI European Put Wts Aug 10H	2010/08/24	2010/08/31
20806	CC Rabobank B.A. - CNBM European Warrants Aug 2010	2010/08/24	2010/08/31
10945	SGA Societe Generale Acceptance N.V. - EUR/USD Eu Wt Aug 10A	2010/08/24	2010/08/31
10946	SGA Societe Generale Acceptance N.V. - EUR/USD Eu Wt Aug 10B	2010/08/24	2010/08/31
10950	SGA Societe Generale Acceptance N.V.-EUR/USD Eu Put Wt Aug10C	2010/08/24	2010/08/31
10951	SGA Societe Generale Acceptance N.V.-EUR/USD Eu Put Wt Aug10D	2010/08/24	2010/08/31
20852	BNP Paribas Arbit Issu B.V. - HSI European Wts Aug 2010 E	2010/08/24	2010/08/31
20830	BNP Paribas Arbit Issu B.V. - HSI Euro Put Wts Aug 2010 A	2010/08/24	2010/08/31
20856	BNP Paribas Arbit Issu B.V. - HSI Euro Put Wts Aug 2010 B	2010/08/24	2010/08/31
20842	J P Morgan SP BV - China Life European Warrants Aug 2010 A	2010/08/24	2010/08/31
20921	Deutsche Bank AG - HSI European Warrants Aug 2010 A	2010/08/24	2010/08/31
20922	Deutsche Bank AG - HSI European Warrants Aug 2010 B	2010/08/24	2010/08/31
20926	Goldman Sachs SP (Asia) - HSI European Warrants Aug 2010 E	2010/08/24	2010/08/31
20931	Goldman Sachs SP (Asia) - HSI European Put Wts Aug 2010 A	2010/08/24	2010/08/31
20882	CC Rabobank B.A. - CC Bank European Warrants Aug 2010 B	2010/08/24	2010/08/31
20883	CC Rabobank B.A. - Sinopec Corp European Warrants Aug 2010 B	2010/08/24	2010/08/31
20884	CC Rabobank B.A. - Lee & Man Paper European Warrants Aug 10	2010/08/24	2010/08/31
20885	CC Rabobank B.A. - Poly HK Inv European Warrants Aug 2010	2010/08/24	2010/08/31
20955	Barclays Bank plc - HSI European Warrants Aug 2010 C	2010/08/24	2010/08/31
20956	Barclays Bank plc - HSI European Warrants Aug 2010 D	2010/08/24	2010/08/31
20960	Barclays Bank plc - HSI European Put Warrants Aug 2010 B	2010/08/24	2010/08/31
20972	KBC Fin Products Int'l Ltd. - HSCEI Euro Wts Aug 2010	2010/08/24	2010/08/31
20976	KBC Fin Products Int'l Ltd. - HSCEI Euro Put Wts Aug 2010	2010/08/24	2010/08/31
20973	KBC Fin Products Int'l Ltd. - HSI European Wts Aug 2010 B	2010/08/24	2010/08/31
21004	CC Rabobank B.A. - HSI European Warrants Aug 2010	2010/08/24	2010/08/31
21015	UBS AG - HSCEI European Put Warrants Aug 2010	2010/08/24	2010/08/31
21034	BNP Paribas Arbit Issu B.V. - HSI Euro Put Wts Aug 2010 C	2010/08/24	2010/08/31
21035	BNP Paribas Arbit Issu B.V. - HSI Euro Put Wts Aug 2010 D	2010/08/24	2010/08/31
21040	Macquarie Bank Ltd. - CNBM European Warrants Aug 2010	2010/08/24	2010/08/31
21042	Macquarie Bank Ltd. - Shimao Ppt European Warrants Aug 2010	2010/08/24	2010/08/31
21073	J P Morgan SP BV - China Shenhua European Warrants Aug 2010	2010/08/24	2010/08/31
21090	Macquarie Bank Ltd. - HSCEI European Put Warrants Aug 2010	2010/08/24	2010/08/31
21087	Macquarie Bank Ltd. - HSI European Warrants Aug 2010 A	2010/08/24	2010/08/31
21091	Macquarie Bank Ltd. - HSI European Put Warrants Aug 2010 C	2010/08/24	2010/08/31
21115	SGA Societe Generale Acceptance N.V. - CNOOC Eu Wt Aug 2010C	2010/08/24	2010/08/31
21173	Deutsche Bank AG - HSI European Warrants Aug 2010 C	2010/08/24	2010/08/31
21174	Deutsche Bank AG - HSI European Warrants Aug 2010 D	2010/08/24	2010/08/31
21141	Macquarie Bank Ltd. - HSI European Warrants Aug 2010 B	2010/08/24	2010/08/31
21163	Macquarie Bank Ltd. - HSI European Put Warrants Aug 2010 D	2010/08/24	2010/08/31
21146	Merrill Lynch Int'l & Co. C.V. - HSBC Euro Wts Aug 2010 A	2010/08/24	2010/08/31
21151	SGA Societe Generale Acceptance NV-Minsheng Bk Eu Wt Aug 10A	2010/08/24	2010/08/31
10952	SGA Societe Generale Acceptance N.V. - USD/YEN Eu Wt Aug10A	2010/08/24	2010/08/31
10953	SGA Societe Generale Acceptance N.V. - USD/YEN Eu Wt Aug10B	2010/08/24	2010/08/31
10956	SGA Societe Generale Acceptance N.V.-USD/YEN Eu Put Wt Aug10C	2010/08/24	2010/08/31
10957	SGA Societe Generale Acceptance N.V.-USD/YEN Eu Put Wt Aug10D	2010/08/24	2010/08/31
21194	Deutsche Bank AG - HSI European Put Warrants Aug 2010 F	2010/08/24	2010/08/31
21185	SGA Societe Generale Acceptance N.V. - HWL Eur Wt Aug 2010	2010/08/24	2010/08/31
21186	UBS AG - HSI European Warrants Aug 2010 A	2010/08/24	2010/08/31
21199	BOCI Asia Ltd. - CC Bank European Warrants Aug 2010	2010/08/24	2010/08/31
21212	BNP Paribas Arbit Issu B.V. - Sinopec Corp Euro Wts Aug 10B	2010/08/24	2010/08/31
21213	BNP Paribas Arbit Issu B.V. - HSI European Wts Aug 2010 F	2010/08/24	2010/08/31
21214	BNP Paribas Arbit Issu B.V. - HSI European Wts Aug 2010 G	2010/08/24	2010/08/31
21216	Credit Suisse AG - CM Bank European Warrants Aug 2010	2010/08/24	2010/08/31
21215	Credit Suisse AG - HSI European Warrants Aug 2010 A	2010/08/24	2010/08/31
21239	Goldman Sachs SP (Asia) - CC Bank European Wts Aug 2010 A	2010/08/24	2010/08/31
21237	Goldman Sachs SP (Asia) - A50 China European Wts Aug 2010 B	2010/08/24	2010/08/31
21244	Goldman Sachs SP (Asia) - HSBC European Warrants Aug 2010 A	2010/08/24	2010/08/31
21245	Goldman Sachs SP (Asia) - HSBC European Warrants Aug 2010 B	2010/08/24	2010/08/31
21233	J P Morgan SP BV - CNBM European Warrants Aug 2010	2010/08/24	2010/08/31
21234	J P Morgan SP BV - Dongfeng Motor European Warrants Aug 2010	2010/08/24	2010/08/31
21228	CC Rabobank B.A. - HSBC European Warrants Aug 2010 B	2010/08/24	2010/08/31
21230	CC Rabobank B.A. - PetroChina European Warrants Aug 2010	2010/08/24	2010/08/31
21269	SGA Societe Generale Acceptance N.V. - CNOOC Eu Wt Aug 2010D	2010/08/24	2010/08/31
21274	SGA Societe Generale Acceptance N.V.-Renhe Comm Eu Wts Aug10	2010/08/24	2010/08/31
21310	SGA Societe Generale Acceptance N.V.-China EB Ltd Eu Wt Aug10	2010/08/24	2010/08/31
21347	BNP Paribas Arbit Issu B.V. - China Dongxiang Euro Wts Aug10	2010/08/24	2010/08/31
21365	Goldman Sachs SP (Asia) - HSI European Warrants Aug 2010 F	2010/08/24	2010/08/31
21366	Goldman Sachs SP (Asia) - HSI European Warrants Aug 2010 G	2010/08/24	2010/08/31
21367	Goldman Sachs SP (Asia) - HSI European Warrants Aug 2010 H	2010/08/24	2010/08/31
21360	Goldman Sachs SP (Asia) - HSI European Put Wts Aug 2010 B	2010/08/24	2010/08/31
21361	Goldman Sachs SP (Asia) - HSI European Put Wts Aug 2010 C	2010/08/24	2010/08/31
21362	Goldman Sachs SP (Asia) - HSI European Put Wts Aug 2010 D	2010/08/24	2010/08/31
21344	HK Bank - HSI European Put Warrants Aug 2010	2010/08/24	2010/08/31
21339	HK Bank - HSI European Warrants Aug 2010 A	2010/08/24	2010/08/31
21340	HK Bank - HSI European Warrants Aug 2010 B	2010/08/24	2010/08/31
21381	Goldman Sachs SP (Asia) - CC Bank European Wts Aug 2010 B	2010/08/24	2010/08/31
21382	Goldman Sachs SP (Asia) - CC Bank European Wts Aug 2010 C	2010/08/24	2010/08/31
21385	Goldman Sachs SP (Asia) - China Mobile Euro Wts Aug 2010 B	2010/08/24	2010/08/31
21387	Goldman Sachs SP (Asia)-Sinopec Corp European Warrants Aug10	2010/08/24	2010/08/31
21369	Macquarie Bank Ltd. - HSI European Put Warrants Aug 2010 E	2010/08/24	2010/08/31
21396	Deutsche Bank AG - HSI European Warrants Aug 2010 E	2010/08/24	2010/08/31
21400	Deutsche Bank AG - HSI European Put Warrants Aug 2010 G	2010/08/24	2010/08/31
21425	Macquarie Bank Ltd. - A50 China European Warrants Aug 2010	2010/08/24	2010/08/31
21431	SGA Societe Generale Acceptance N.V. - HSBC Eu Wt Aug 2010 D	2010/08/24	2010/08/31
21464	Deutsche Bank AG - A50 China European Warrants Aug 2010 B	2010/08/24	2010/08/31
21452	SGA Societe Generale Acceptance N.V. - HSI Eur Wt Aug 2010 A	2010/08/24	2010/08/31
21453	SGA Societe Generale Acceptance N.V. - HSI Eur Wt Aug 2010 B	2010/08/24	2010/08/31

## List of expired derivative warrants, 2010 (continued)

Code	Warrant	Last trading date	Delisted date
21454	SGA Societe Generale Acceptance N.V. - HSI Eu Put Wt Aug10C	2010/08/24	2010/08/31
21455	SGA Societe Generale Acceptance N.V. - HSI Eu Put Wt Aug10D	2010/08/24	2010/08/31
21456	SGA Societe Generale Acceptance N.V. - HSI Eu Put Wt Aug10E	2010/08/24	2010/08/31
21462	UBS AG - HSI European Warrants Aug 2010 B	2010/08/24	2010/08/31
21500	SGA Societe Generale Acceptance N.V. - CP&CC Eur Wt Aug 10D	2010/08/24	2010/08/31
21554	Deutsche Bank AG - HSI European Warrants Aug 2010 H	2010/08/24	2010/08/31
21546	KBC Fin Products Int'l Ltd. - HSI European Wts Aug 2010 C	2010/08/24	2010/08/31
21569	UBS AG - China Mobile European Warrants Aug 2010 C	2010/08/24	2010/08/31
21628	Barclays Bank plc - HSI European Warrants Aug 2010 E	2010/08/24	2010/08/31
21642	Credit Suisse AG - HSI European Warrants Aug 2010 B	2010/08/24	2010/08/31
21607	Nomura Int'l plc - HSI European Warrants Aug 2010	2010/08/24	2010/08/31
21610	Nomura Int'l plc - HSI European Put Warrants Aug 2010	2010/08/24	2010/08/31
21617	UBS AG - Sinopec Corp European Warrants Aug 2010	2010/08/24	2010/08/31
21644	Macquarie Bank Ltd. - HSI European Warrants Aug 2010 F	2010/08/24	2010/08/31
21748	Credit Suisse AG - Tencent Holdings European Wts Aug 2010 C	2010/08/24	2010/08/31
21755	UBS AG - CC Bank European Warrants Aug 2010 B	2010/08/24	2010/08/31
21786	Credit Suisse AG - ICBC European Warrants Aug 2010 B	2010/08/24	2010/08/31
21835	KBC Fin Products Int'l Ltd. - HSBC European Wts Aug 2010 D	2010/08/24	2010/08/31
21842	Deutsche Bank AG - Tencent Holdings European Warrants Aug10D	2010/08/24	2010/08/31
21871	Credit Suisse AG - China Shenhua European Warrants Aug 2010	2010/08/24	2010/08/31
21892	BNP Paribas Arbit Issu B.V. - Ch Mobile Euro Wts Aug 2010 C	2010/08/24	2010/08/31
21899	Goldman Sachs SP (Asia) - HSI European Warrants Aug 2010 I	2010/08/24	2010/08/31
21900	Goldman Sachs SP (Asia) - HSI European Warrants Aug 2010 J	2010/08/24	2010/08/31
21910	Goldman Sachs SP (Asia) - HSI European Put Wts Aug 2010 K	2010/08/24	2010/08/31
21911	Goldman Sachs SP (Asia) - HSI European Put Wts Aug 2010 L	2010/08/24	2010/08/31
21940	Deutsche Bank AG - Tencent Holdings European Put Wts Aug 10F	2010/08/24	2010/08/31
21983	Deutsche Bank AG - CC Bank European Warrants Aug 2010 C	2010/08/24	2010/08/31
21951	RB of Scotland N.V. - CC Bank European Warrants Aug 2010	2010/08/24	2010/08/31
22019	Credit Suisse AG - CC Bank European Warrants Aug 2010 B	2010/08/24	2010/08/31
22020	Credit Suisse AG - China Mobile European Warrants Aug 2010 C	2010/08/24	2010/08/31
22021	Credit Suisse AG - Sinopec Corp European Warrants Aug 2010	2010/08/24	2010/08/31
22023	Credit Suisse AG - HSBC European Wts Aug 2010 B	2010/08/24	2010/08/31
21990	HK Bank - BOCL European Put Warrants Aug 2010	2010/08/24	2010/08/31
21999	UBS AG - HSI European Put Warrants Aug 2010 D	2010/08/24	2010/08/31
22048	Goldman Sachs SP (Asia) - BOCL European Warrants Aug 2010 C	2010/08/24	2010/08/31
22049	Goldman Sachs SP (Asia) - BOCL European Warrants Aug 2010 D	2010/08/24	2010/08/31
22071	Goldman Sachs SP (Asia) - A50 China European Wts Aug 2010 C	2010/08/24	2010/08/31
22073	Goldman Sachs SP (Asia) - Tencent Holdings European Wt Aug10	2010/08/24	2010/08/31
22190	Merrill Lynch Int'l & Co. C.V. -HSI European Put Wts Aug10I	2010/08/24	2010/08/31
22376	Deutsche Bank AG - China Life European Warrants Aug 2010 F	2010/08/24	2010/08/31
22420	Barclays Bank plc - HSI European Warrants Aug 2010 F	2010/08/24	2010/08/31
22427	Credit Suisse AG - HSBC European Wts Aug 2010 C	2010/08/24	2010/08/31
22430	Credit Suisse AG - HSI European Put Warrants Aug 2010 E	2010/08/24	2010/08/31
22426	Credit Suisse AG - HSI European Warrants Aug 2010 C	2010/08/24	2010/08/31
22396	SGA Societe Generale Acceptance N.V. - HSBC Eu Wt Aug 2010 E	2010/08/24	2010/08/31
22424	UBS AG - HSI European Warrants Aug 2010 C	2010/08/24	2010/08/31
22428	UBS AG - HSI European Put Warrants Aug 2010 E	2010/08/24	2010/08/31
22451	RB of Scotland N.V. - HSI European Put Warrants Aug 2010 D	2010/08/24	2010/08/31
22445	RB of Scotland N.V. - HSI European Warrants Aug 2010 A	2010/08/24	2010/08/31
22446	RB of Scotland N.V. - HSI European Warrants Aug 2010 B	2010/08/24	2010/08/31
22447	RB of Scotland N.V. - HSI European Warrants Aug 2010 C	2010/08/24	2010/08/31
22478	Credit Suisse AG - HSI European Warrants Aug 2010 D	2010/08/24	2010/08/31
22482	Credit Suisse AG - HSI European Put Warrants Aug 2010 F	2010/08/24	2010/08/31
22492	Credit Suisse AG - CC Bank European Warrants Aug 2010 C	2010/08/24	2010/08/31
22562	Deutsche Bank AG - HSI European Put Warrants Aug 2010 I	2010/08/24	2010/08/31
22563	Deutsche Bank AG - HSI European Put Warrants Aug 2010 J	2010/08/24	2010/08/31
22539	RB of Scotland N.V. - HSI European Put Warrants Aug 2010 E	2010/08/24	2010/08/31
22609	Credit Suisse AG - HSBC European Put Warrants Aug 2010	2010/08/24	2010/08/31
22611	Credit Suisse AG - HSI European Warrants Aug 2010 H	2010/08/24	2010/08/31
22588	Credit Suisse AG - HSI European Put Warrants Aug 2010 G	2010/08/24	2010/08/31
22599	KBC Fin Products Int'l Ltd. - HSI Euro Put Wts Aug 2010	2010/08/24	2010/08/31
22634	Credit Suisse AG - HSI European Put Warrants Aug 2010 I	2010/08/24	2010/08/31
22647	UBS AG - HSI European Warrants Aug 2010 F	2010/08/24	2010/08/31
22648	UBS AG - HSI European Warrants Aug 2010 G	2010/08/24	2010/08/31
22655	UBS AG - HSI European Put Warrants Aug 2010 H	2010/08/24	2010/08/31
22663	BOCI Asia Ltd. - China Mobile European Warrants Aug 2010	2010/08/24	2010/08/31
22718	Credit Suisse AG - HSI European Put Warrants Aug 2010 J	2010/08/24	2010/08/31
22724	SGA Societe Generale Acceptance N.V. - Ch Mob Eu Wt Aug 10C	2010/08/24	2010/08/31
22819	Barclays Bank plc - HSI European Warrants Aug 2010 G	2010/08/24	2010/08/31
22856	Deutsche Bank AG - HSI European Put Warrants Aug 2010 K	2010/08/24	2010/08/31
22876	Deutsche Bank AG - HSI European Put Warrants Aug 2010 L	2010/08/24	2010/08/31
18781	Citigroup Global Mkt H Inc. - CNOOC European Wts Aug 2010	2010/08/25	2010/09/01
20942	BOCI Asia Ltd. - Sinopec Corp European Warrants Aug 2010	2010/08/25	2010/09/01
21379	Goldman Sachs SP (Asia) - BOCL European Warrants Aug 2010 B	2010/08/25	2010/09/01
21537	UBS AG - Tencent Holdings European Warrants Aug 2010 C	2010/08/25	2010/09/01
21596	Nomura Int'l plc - HSBC European Warrants Aug 2010	2010/08/25	2010/09/01
21886	CC Rabobank B.A. - Tencent Holdings European Wts Aug 2010	2010/08/25	2010/09/01
22150	Nomura Int'l plc - CNOOC European Warrants Aug 2010	2010/08/25	2010/09/01
01438	KBC Fin Products Int'l Ltd. - HSBC European Wts Sep 2010 C	2010/08/26	2010/09/02
16241	KBC Fin Products Int'l Ltd. - HSBC Euro Put Wts Sep 2010 A	2010/08/26	2010/09/02
16694	Credit Suisse - HSBC European Put Warrants Sep 2010	2010/08/26	2010/09/02
17273	KBC Fin Products Int'l Ltd. - HSBC Euro Put Wts Sep 2010 B	2010/08/26	2010/09/02
19258	BNP Paribas Arbit Issu B.V. - CC Bank Euro Wts Sep 2010 B	2010/08/26	2010/09/02
19730	SGA Societe Generale Acceptance N.V. - CTel Eu Wt Sep 2010 A	2010/08/26	2010/09/02
19774	SGA Societe Generale Acceptance N.V. - Ch Mob Eu Wt Sep 2010	2010/08/26	2010/09/02
20154	BNP Paribas Arbit Issu B.V. - China Tel Euro Wts Sep 2010 A	2010/08/26	2010/09/02
20180	KBC Fin Products Int'l Ltd. - BOCL Euro Put Wts Sep 2010 D	2010/08/26	2010/09/02

List of expired derivative warrants, 2010 (continued)

Code	Warrant	Last trading date	Delisted date
20308	BNP Paribas Arbit Issu B.V. - HSBC European Wts Sep 2010 C	2010/08/26	2010/09/02
20282	SGA Societe Generale Acceptance N.V.-A50 Ch Eu Put Wt Sep10	2010/08/26	2010/09/02
20370	SGA Societe Generale Acceptance N.V. - Alibaba Eu Wts Sep10A	2010/08/26	2010/09/02
20381	SGA Societe Generale Acceptance N.V. - Datang Eu Wt Sep 2010	2010/08/26	2010/09/02
20383	SGA Societe Generale Acceptance N.V. - Lenovo Eur Wts Sep 10	2010/08/26	2010/09/02
20386	SGA Societe Generale Acceptance N.V. - Tencent Eu Wt Sep 10B	2010/08/26	2010/09/02
20659	KBC Fin Products Int'l Ltd. - Jiangxi Copper Eu Wts Sep10	2010/08/26	2010/09/02
20844	BNP Paribas Arbit Issu B.V. - Jiangxi Copper Eu Wts Sep 10B	2010/08/26	2010/09/02
21018	KBC Fin Products Int'l Ltd. - BOCL European Wts Sep 2010 A	2010/08/26	2010/09/02
21113	SGA Societe Generale Acceptance N.V. - CP&CC Eur Wt Sep 10C	2010/08/26	2010/09/02
21139	KBC Fin Products Int'l Ltd. - Tencent Holdings Eu Wt Sep10 A	2010/08/26	2010/09/02
21314	BNP Paribas Arbit Issu B.V. - CC Bank Euro Wts Sep 2010 C	2010/08/26	2010/09/02
21335	BNP Paribas Arbit Issu B.V. - ICBC European Wts Sep 2010 B	2010/08/26	2010/09/02
21390	Goldman Sachs SP (Asia) - HSBC European Warrants Sep 2010 A	2010/08/26	2010/09/02
21467	KBC Fin Products Int'l Ltd. - Sinopec Euro Wts Sep 2010	2010/08/26	2010/09/02
21469	KBC Fin Products Int'l Ltd. - Tencent Holdings Eu Wt Sep10B	2010/08/26	2010/09/02
21794	Macquarie Bank Ltd. - Nine Dragons European Wts Sep 2010	2010/08/26	2010/09/02
21941	KBC Fin Products Int'l Ltd. - BOCL European Wts Sep 2010 C	2010/08/26	2010/09/02
21948	KBC Fin Products Int'l Ltd. - ICBC European Wts Sep 2010 C	2010/08/26	2010/09/02
21986	KBC Fin Products Int'l Ltd. - HSBC European Wts Sep 2010 G	2010/08/26	2010/09/02
22084	KBC Fin Products Int'l Ltd. - HSBC Euro Put Wts Sep 2010 H	2010/08/26	2010/09/02
22102	KBC Fin Products Int'l Ltd. - BOCL Euro Put Wts Sep 2010 E	2010/08/26	2010/09/02
22246	SGA Societe Generale Acceptance N.V. - ICBC Eu Put Wt Sep 10	2010/08/26	2010/09/02
22483	KBC Fin Products Int'l Ltd. - CC Bank Euro Wts Sep 2010 B	2010/08/26	2010/09/02
17684	BNP Paribas Arbit Issu B.V. - ICBC European Wts Sep 2010 A	2010/08/27	2010/09/03
18941	BNP Paribas Arbit Issu B.V. - CC Bank Euro Wts Sep 2010 A	2010/08/27	2010/09/03
18997	Macquarie Bank Ltd. - Zijin Mining European Put Wts Sep 2010	2010/08/27	2010/09/03
20897	HK Bank - HKEx European Warrants Sep 2010 B	2010/08/27	2010/09/03
21111	Macquarie Bank Ltd. - Tencent European Put Warrants Sep 2010	2010/08/27	2010/09/03
21181	Macquarie Bank Ltd. - Jiangxi Copper European Wts Sep 2010 A	2010/08/27	2010/09/03
21288	CC Rabobank B.A. - Chinares Cement European Warrants Sep 10	2010/08/27	2010/09/03
21391	HK Bank - Sinopharm European Warrants Sep 2010	2010/08/27	2010/09/03
21691	RB of Scotland N.V. - China Life European Wts Sep 2010 A	2010/08/27	2010/09/03
21761	Macquarie Bank Ltd. - BYD European Warrants Sep 2010	2010/08/27	2010/09/03
22763	Goldman Sachs SP (Asia) - China Life Euro Wts Sep 2010 B	2010/08/27	2010/09/03
24470	Credit Suisse AG - A50 China European Warrants Jun 2011 B	2010/09/02	2010/09/03
21315	BNP Paribas Arbit Issu B.V. - Sinopec Corp Euro Wts Sep 2010	2010/08/30	2010/09/06
21413	J P Morgan SP BV - HSBC European Warrants Sep 2010 A	2010/08/30	2010/09/06
21414	J P Morgan SP BV - ICBC European Warrants Sep 2010 A	2010/08/30	2010/09/06
21406	Macquarie Bank Ltd. - CC Bank European Warrants Sep 2010	2010/08/30	2010/09/06
21407	Macquarie Bank Ltd. - Sinopec Corp European Wts Sep 2010	2010/08/30	2010/09/06
21410	Macquarie Bank Ltd. - Geely Auto European Warrants Sep 2010	2010/08/30	2010/09/06
06026	Deutsche Bank AG - ICBC European Warrants Sep 2010	2010/08/31	2010/09/07
15427	Credit Suisse - PetroChina European Warrants Sep 2010	2010/08/31	2010/09/07
16559	Credit Suisse - SHK Ppt European Warrants Sep 2010	2010/08/31	2010/09/07
16726	UBS AG - HSBC European Put Warrants Sep 2010 A	2010/08/31	2010/09/07
17987	Merrill Lynch Int'l & Co. C.V. - SHK Ppt Euro Wts Sep 2010	2010/08/31	2010/09/07
18516	SGA Societe Generale Acceptance N.V. - Tencent Eu Wt Sep10 A	2010/08/31	2010/09/07
18733	SGA Societe Generale Acceptance N.V. - HSBC Eu Put Wt Sep10	2010/08/31	2010/09/07
18912	Barclays Bank plc - BOCL European Warrants Sep 2010 A	2010/08/31	2010/09/07
19710	UBS AG - CHALCO European Warrants Sep 2010	2010/08/31	2010/09/07
19787	Deutsche Bank AG - Cheung Kong European Put Wts Sep 2010	2010/08/31	2010/09/07
19798	SGA Societe Generale Acceptance N.V. - HSBC Eu Wt Sep 2010 B	2010/08/31	2010/09/07
19868	Barclays Bank plc - PetroChina European Warrants Sep 2010	2010/08/31	2010/09/07
19870	BNP Paribas Arbit Issu B.V. - China Coal Euro Wts Sep10	2010/08/31	2010/09/07
19874	BNP Paribas Arbit Issu B.V. - Yanzhou Coal Euro Wts Sep10	2010/08/31	2010/09/07
19937	Barclays Bank plc - A50 China European Warrants Sep 2010 A	2010/08/31	2010/09/07
19928	Barclays Bank plc - HKEx European Warrants Sep 2010	2010/08/31	2010/09/07
19999	Barclays Bank plc -Tencent Holdings European Warrants Sep10A	2010/08/31	2010/09/07
20001	Barclays Bank plc -Tencent Holdings European Warrants Sep10B	2010/08/31	2010/09/07
20048	Barclays Bank plc - China Mobile European Warrants Sep 2010A	2010/08/31	2010/09/07
20049	Barclays Bank plc - China Mobile European Warrants Sep 2010B	2010/08/31	2010/09/07
20035	Barclays Bank plc - Sinopec Corp European Warrants Sep 2010A	2010/08/31	2010/09/07
20036	Barclays Bank plc - Sinopec Corp European Warrants Sep 2010B	2010/08/31	2010/09/07
20040	Barclays Bank plc - HSBC European Warrants Sep 2010 A	2010/08/31	2010/09/07
20041	Barclays Bank plc - HSBC European Warrants Sep 2010 B	2010/08/31	2010/09/07
20042	Barclays Bank plc - HSBC European Warrants Sep 2010 C	2010/08/31	2010/09/07
20031	Barclays Bank plc - Jiangxi Copper European Warrants Sep 10A	2010/08/31	2010/09/07
20032	Barclays Bank plc - Jiangxi Copper European Warrants Sep 10B	2010/08/31	2010/09/07
20287	SGA Societe Generale Acceptance N.V. - HWL Eur Wt Sep 2010 A	2010/08/31	2010/09/07
20418	Barclays Bank plc - BOCL European Warrants Sep 2010 B	2010/08/31	2010/09/07
20419	Barclays Bank plc - Ch Comm Cons European Warrants Sep 2010	2010/08/31	2010/09/07
20473	Barclays Bank plc - Angang Steel European Warrants Sep 2010	2010/08/31	2010/09/07
20474	Barclays Bank plc - BOCL European Put Warrants Sep 2010	2010/08/31	2010/09/07
20585	Barclays Bank plc - A50 China European Warrants Sep 2010 B	2010/08/31	2010/09/07
20650	KBC Fin Products Int'l Ltd. - HKEx European Warrants Sep 10A	2010/08/31	2010/09/07
20794	BNP Paribas Arbit Issu B.V.-CM Bank European Warrants Sep 10	2010/08/31	2010/09/07
20809	SGA Societe Generale Acceptance N.V. - HKEx Eu Put Wt Sep 10	2010/08/31	2010/09/07
21097	SGA Societe Generale Acceptance NV-Yanzhou Coal Eu Wt Sep10A	2010/08/31	2010/09/07
21190	BNP Paribas Arbit Issu B.V. - China Life Euro Wts Sep 2010	2010/08/31	2010/09/07
21266	SGA Societe Generale Acceptance N.V.-Chi Res Land Eu Wt Sep10	2010/08/31	2010/09/07
21272	SGA Societe Generale Acceptance N.V. - JIANG Eu Wts Sep 10A	2010/08/31	2010/09/07
21329	Barclays Bank plc - HSBC European Put Warrants Sep 2010	2010/08/31	2010/09/07
21341	SGA Societe Generale Acceptance N.V. - CLife Eu Wt Sep 2010B	2010/08/31	2010/09/07
21343	SGA Societe Generale Acceptance N.V.-Ch Ship Cont Eu Wt Sep10	2010/08/31	2010/09/07
21372	Deutsche Bank AG - WISE CSI European Warrants Sep 2010	2010/08/31	2010/09/07
21376	Deutsche Bank AG - WISE CSI European Put Warrants Sep 2010	2010/08/31	2010/09/07



## List of expired derivative warrants, 2010 (continued)

Code	Warrant	Last trading date	Delisted date
21398	Deutsche Bank AG - HSBC European Warrants Sep 2010 B	2010/08/31	2010/09/07
21402	BNP Paribas Arbit Issu B.V. - Ping An European Wts Sep 2010	2010/08/31	2010/09/07
21422	Macquarie Bank Ltd. - BOCL European Put Warrants Sep 2010	2010/08/31	2010/09/07
21448	Deutsche Bank AG - CC Bank European Warrants Sep 2010 A	2010/08/31	2010/09/07
21449	BOCI Asia Ltd. - A50 China European Warrants Sep 2010	2010/08/31	2010/09/07
21471	Barclays Bank plc - BankComm European Put Warrants Sep 2010	2010/08/31	2010/09/07
21473	Barclays Bank plc - HKEx European Put Warrants Sep 2010 B	2010/08/31	2010/09/07
21505	SGA Societe Generale Acceptance N.V. - A50 Ch Eu Wt Sep 2010	2010/08/31	2010/09/07
21739	SGA Societe Generale Acceptance N.V. - CCB Eur Wt Sep 2010 A	2010/08/31	2010/09/07
21754	UBS AG - BOCL European Warrants Sep 2010	2010/08/31	2010/09/07
21781	Credit Suisse AG - CC Bank European Warrants Sep 2010	2010/08/31	2010/09/07
21788	Credit Suisse AG - A50 China European Warrants Sep 2010	2010/08/31	2010/09/07
21896	BNP Paribas Arbit Issu B.V. - HSBC European Wts Sep 2010 D	2010/08/31	2010/09/07
22082	KBC Fin Products Int'l Ltd. - HKEx European Put Wts Sep 2010	2010/08/31	2010/09/07
22465	SGA Societe Generale Acceptance N.V. - CLife Eu Wt Sep 2010C	2010/08/31	2010/09/07
22466	SGA Societe Generale Acceptance N.V. - CLife Eu Wt Sep 2010D	2010/08/31	2010/09/07
22547	Macquarie Bank Ltd. - China Life European Wts Sep 2010 B	2010/08/31	2010/09/07
22969	Credit Suisse AG - Tencent Holdings European Wts Sep 2010 B	2010/08/31	2010/09/07
13783	Merrill Lynch Int'l & Co. C.V. - Ch Mobile Eur Wt Sep 2010 A	2010/09/01	2010/09/08
05061	CC Rabobank B.A. - HSBC European Warrants Sep 2010 A	2010/09/02	2010/09/09
18049	SGA Societe Generale Acceptance N.V. - CHALCO Eu Wt Sep 2010	2010/09/02	2010/09/09
18208	J P Morgan SP BV - Pacific Basin European Warrants Sep 2010	2010/09/02	2010/09/09
18362	SGA Societe Generale Acceptance N.V. - CP&CC Eur Wt Sep 10B	2010/09/02	2010/09/09
20558	CC Rabobank B.A. - Nine Dragons European Warrants Sep 2010	2010/09/02	2010/09/09
21468	KBC Fin Products Int'l Ltd. - China Tel Euro Wts Sep 2010	2010/09/02	2010/09/09
22617	SGA Societe Generale Acceptance N.V. - ICBC Eu Wt Sep 2010 E	2010/09/02	2010/09/09
09387	KBC Fin Products Int'l Ltd. - ICBC European Wts Sep 2010 A	2010/09/03	2010/09/10
18189	KBC Fin Products Int'l Ltd. - HSBC Euro Put Wts Sep 2010 E	2010/09/03	2010/09/10
20612	BNP Paribas Arbit Issu B.V. - BOCL European Wts Sep 2010	2010/09/03	2010/09/10
20617	BNP Paribas Arbit Issu B.V.-BOCL European Put Warrants Sep10	2010/09/03	2010/09/10
21140	KBC Fin Products Int'l Ltd. - HKEx European Warrants Sep10B	2010/09/03	2010/09/10
21461	BNP Paribas Arbit Issu B.V. - Hutchison European Wts Sep 10	2010/09/03	2010/09/10
21483	KBC Fin Products Int'l Ltd. - BOCL European Wts Sep 2010 B	2010/09/03	2010/09/10
21485	KBC Fin Products Int'l Ltd. - China Life Euro Wts Sep 2010 A	2010/09/03	2010/09/10
21487	KBC Fin Products Int'l Ltd. - Ch Mobile Euro Wt Sep 2010 B	2010/09/03	2010/09/10
21488	KBC Fin Products Int'l Ltd. - Ch Mobile Euro Wt Sep 2010 C	2010/09/03	2010/09/10
17478	CC Rabobank B.A. - A50 China European Warrants Sep 2010	2010/09/06	2010/09/13
10944	Deutsche Bank AG - Nikkei 225 Index European Wts Sep 2010	2010/09/06	2010/09/13
10949	Deutsche Bank AG - Nikkei 225 Index Euro Put Wts Sep 2010	2010/09/06	2010/09/13
17842	Merrill Lynch Int'l & Co. C.V.-CK(H) Euro Put Warrants Sep10	2010/09/07	2010/09/14
17983	Merrill Lynch Int'l & Co. C.V. - HKEx Euro Wts Sep 2010 A	2010/09/07	2010/09/14
19113	BNP Paribas Arbit Issu B.V. -SHK Ppt European Warrants Sep10	2010/09/07	2010/09/14
19622	SGA Societe Generale Acceptance NV-Minsheng Bank Eu Wt Sep10	2010/09/07	2010/09/14
19898	Merrill Lynch Int'l & Co. C.V. - Sinopec Eu Put Wts Sep 10B	2010/09/07	2010/09/14
19948	UBS AG - CC Bank European Warrants Sep 2010 A	2010/09/07	2010/09/14
19970	UBS AG - A50 China European Warrants Sep 2010	2010/09/07	2010/09/14
19955	UBS AG - HKEx European Warrants Sep 2010 A	2010/09/07	2010/09/14
20297	Macquarie Bank Ltd. - Tingyi European Warrants Sep 2010	2010/09/07	2010/09/14
20430	Barclays Bank plc - HKEx European Put Warrants Sep 2010 A	2010/09/07	2010/09/14
20550	SGA Societe Generale Acceptance NV-Ch Res Power Eu Wt Sep10	2010/09/07	2010/09/14
20553	SGA Societe Generale Acceptance N.V. - Foxconn Eu Wts Sep 10	2010/09/07	2010/09/14
20825	Credit Suisse AG - CHALCO European Wts Sep 2010	2010/09/07	2010/09/14
20836	Barclays Bank plc - HuanengPower European Warrants Sep 2010	2010/09/07	2010/09/14
20952	Barclays Bank plc - China Shenhua European Warrants Sep 2010	2010/09/07	2010/09/14
20953	Barclays Bank plc - ICBC European Warrants Sep 2010	2010/09/07	2010/09/14
21264	SGA Societe Generale Acceptance N.V.-Ch Overseas Eu Wt Sep10	2010/09/07	2010/09/14
21279	SGA Societe Generale Acceptance N.V. - R&F Ppt Eu Wts Sep10	2010/09/07	2010/09/14
21322	Barclays Bank plc - China Life European Warrants Sep 2010	2010/09/07	2010/09/14
21434	UBS AG - Ping An European Warrants Sep 2010	2010/09/07	2010/09/14
21463	Deutsche Bank AG - HSBC European Warrants Sep 2010 C	2010/09/07	2010/09/14
21533	Deutsche Bank AG - BOCL European Warrants Sep 2010	2010/09/07	2010/09/14
21531	HK Bank - C Transmission European Warrants Sep 2010	2010/09/07	2010/09/14
21527	J P Morgan SP BV - Sinopec Corp European Warrants Sep 2010	2010/09/07	2010/09/14
21528	J P Morgan SP BV - HSBC European Warrants Sep 2010 B	2010/09/07	2010/09/14
21529	J P Morgan SP BV - ICBC European Warrants Sep 2010 B	2010/09/07	2010/09/14
21530	J P Morgan SP BV - PetroChina European Warrants Sep 2010	2010/09/07	2010/09/14
21535	UBS AG - China Life European Warrants Sep 2010 A	2010/09/07	2010/09/14
21756	UBS AG - ICBC European Warrants Sep 2010 D	2010/09/07	2010/09/14
21832	CC Rabobank B.A. - ICBC European Put Warrants Sep 2010	2010/09/07	2010/09/14
21982	Credit Suisse AG - Tencent Holdings European Wts Sep 2010 A	2010/09/07	2010/09/14
22173	SGA Societe Generale Acceptance N.V. - CCB Eur Wt Sep 2010 D	2010/09/07	2010/09/14
22893	Macquarie Bank Ltd. - PetroChina European Wts Sep 2010	2010/09/07	2010/09/14
21441	CC Rabobank B.A. - GAC European Warrants Sep 2010	2010/09/08	2010/09/15
18800	Merrill Lynch Int'l & Co. C.V. - HKEx Euro Wts Sep 2010 B	2010/09/09	2010/09/16
19606	HK Bank - Dongfeng Motor European Warrants Sep 2010	2010/09/09	2010/09/16
21538	J P Morgan SP BV - CM Bank European Warrants Sep 2010 A	2010/09/09	2010/09/16
21539	J P Morgan SP BV - JX Copper European Warrants Sep 2010	2010/09/09	2010/09/16
21810	KBC Fin Products Int'l Ltd. - ICBC European Wts Sep 2010 B	2010/09/09	2010/09/16
21801	SGA Societe Generale Acceptance N.V. - Alibaba Eu Wts Sep10B	2010/09/09	2010/09/16
22403	Macquarie Bank Ltd. - Jiangxi Copper European Wts Sep 2010 B	2010/09/09	2010/09/16
22918	KBC Fin Products Int'l Ltd. - ICBC Euro Put Wts Sep 2010	2010/09/09	2010/09/16
21572	KBC Fin Products Int'l Ltd. - CC Bank Euro Wts Sep 2010 A	2010/09/10	2010/09/17
21565	Macquarie Bank Ltd. - Gome European Warrants Sep 2010	2010/09/10	2010/09/17
21566	Macquarie Bank Ltd. - Sh Ind H European Warrants Sep 2010	2010/09/10	2010/09/17
21944	KBC Fin Products Int'l Ltd. - China Life Euro Wts Sep 2010 B	2010/09/10	2010/09/17
22444	UBS AG - China Life European Warrants Sep 2010 C	2010/09/10	2010/09/17
17955	CC Rabobank B.A. - HKEx European Warrants Sep 2010	2010/09/13	2010/09/20

## List of expired derivative warrants, 2010 (continued)

Code	Warrant	Last trading date	Delisted date
18033	Merrill Lynch Int'l & Co. C.V. - HSBC Euro Wts Sep 2010	2010/09/13	2010/09/20
18073	HK Bank - Tencent European Warrants Sep 2010 A	2010/09/13	2010/09/20
19432	KBC Fin Products Int'l Ltd. - A50 Ch Euro Wts Sep 2010	2010/09/13	2010/09/20
20343	HK Bank - Hidili Industry European Warrants Sep 2010	2010/09/13	2010/09/20
20899	HK Bank - China Overseas European Warrants Sep 2010	2010/09/13	2010/09/20
21586	J P Morgan SP BV - CM Bank European Warrants Sep 2010 B	2010/09/13	2010/09/20
17287	Merrill Lynch Int'l & Co. C.V. - SHK Ppt Euro Put Wts Sep10	2010/09/14	2010/09/21
17416	HK Bank - A50 China European Warrants Sep 2010 A	2010/09/14	2010/09/21
17822	BNP Paribas Arbit Issu B.V. - HSBC European Wts Sep 2010 A	2010/09/14	2010/09/21
17916	Deutsche Bank AG - HSBC European Warrants Sep 2010 A	2010/09/14	2010/09/21
17932	UBS AG - HSBC European Warrants Sep 2010 C	2010/09/14	2010/09/21
18037	Citigroup Global Mkt H Inc. - Bank of EA European Wts Sep 10	2010/09/14	2010/09/21
18275	SGA Societe Generale Acceptance N.V. - CK(H) Eu Wt Sep 2010	2010/09/14	2010/09/21
18280	SGA Societe Generale Acceptance N.V. - SHK P Eu Wt Sep 2010	2010/09/14	2010/09/21
18401	Citigroup Global Mkt H Inc. - China Life Euro Wts Sep 2010	2010/09/14	2010/09/21
18408	Citigroup Global Mkt H Inc. - Link Reit European Wts Sep10	2010/09/14	2010/09/21
18409	Citigroup Global Mkt H Inc. - Wharf European Warrants Sep10	2010/09/14	2010/09/21
18858	KBC Fin Products Int'l Ltd. - HSBC European Wts Sep 2010 F	2010/09/14	2010/09/21
19462	Citigroup Global Mkt H Inc. - Dongfeng European Wts Sep10	2010/09/14	2010/09/21
19768	Deutsche Bank AG - A50 China European Warrants Sep 2010	2010/09/14	2010/09/21
19797	SGA Societe Generale Acceptance N.V. - CLife Eu Wt Sep 2010A	2010/09/14	2010/09/21
19859	Credit Suisse AG - HSBC European Wts Sep 2010 B	2010/09/14	2010/09/21
19960	UBS AG - ICBC European Warrants Sep 2010 A	2010/09/14	2010/09/21
20085	SGA Societe Generale Acceptance N.V. - BOCL Eu Wt Sep 2010	2010/09/14	2010/09/21
20397	Citigroup Global Mkt H Inc. - CHALCO European Warrants Sep10	2010/09/14	2010/09/21
20404	Citigroup Global Mkt H Inc. - China Mobile Eur Wt Sep 2010	2010/09/14	2010/09/21
20583	Barclays Bank plc - Foxconn European Warrants Sep 2010	2010/09/14	2010/09/21
20900	HK Bank - R&F Ppt European Warrants Sep 2010 B	2010/09/14	2010/09/21
20902	HK Bank - Shimao Ppt European Warrants Sep 2010	2010/09/14	2010/09/21
10954	Deutsche Bank AG - DJIA European Warrants Sep 2010	2010/09/14	2010/09/21
10958	Deutsche Bank AG - DJIA European Put Warrants Sep 2010	2010/09/14	2010/09/21
21308	Deutsche Bank AG - Foxconn European Warrants Sep 2010	2010/09/14	2010/09/21
21321	Barclays Bank plc - CC Bank European Put Warrants Sep 2010	2010/09/14	2010/09/21
21330	Barclays Bank plc - ICBC European Put Warrants Sep 2010	2010/09/14	2010/09/21
21479	CC Rabobank B.A. - Ping An European Warrants Sep 2010	2010/09/14	2010/09/21
21616	UBS AG - CC Bank European Warrants Sep 2010 B	2010/09/14	2010/09/21
21618	UBS AG - ICBC European Warrants Sep 2010 C	2010/09/14	2010/09/21
21667	J P Morgan SP BV - Lenovo European Warrants Sep 2010	2010/09/14	2010/09/21
21787	Credit Suisse AG - ICBC European Warrants Sep 2010	2010/09/14	2010/09/21
21995	SGA Societe Generale Acceptance N.V. - CCB Eur Wt Sep 2010 C	2010/09/14	2010/09/21
22205	RB of Scotland N.V. - CC Bank European Warrants Sep 2010 A	2010/09/14	2010/09/21
22223	UBS AG - China Life European Put Warrants Sep 2010	2010/09/14	2010/09/21
22332	UBS AG - Jiangxi Copper European Warrants Sep 2010 B	2010/09/14	2010/09/21
22397	SGA Societe Generale Acceptance N.V. - ICBC Eu Wt Sep 2010 D	2010/09/14	2010/09/21
22530	Deutsche Bank AG - China Life European Put Wts Sep 2010	2010/09/14	2010/09/21
23007	RB of Scotland N.V. - CC Bank European Warrants Sep 2010 B	2010/09/14	2010/09/21
20469	Macquarie Bank Ltd. - Hang Lung Ppt European Wts Sep 2010	2010/09/15	2010/09/22
20669	Nomura Int'l plc - Tencent Holdings European Warrants Sep 10	2010/09/15	2010/09/22
17756	SGA Societe Generale Acceptance N.V. - CP&CC Eur Wt Sep 10 A	2010/09/16	2010/09/24
18054	SGA Societe Generale Acceptance N.V. - Shenhua Eu Wt Sep 10	2010/09/16	2010/09/24
18117	KBC Fin Products Int'l Ltd. - HSBC European Wts Sep 2010 D	2010/09/16	2010/09/24
18204	J P Morgan SP BV - HS Bank European Warrants Sep 2010	2010/09/16	2010/09/24
18329	HK Bank - CRCC European Warrants Sep 2010	2010/09/16	2010/09/24
18364	SGA Societe Generale Acceptance N.V. - HSBC Eu Wt Sep 2010 A	2010/09/16	2010/09/24
18966	HK Bank - Lenovo European Warrants Sep 2010	2010/09/16	2010/09/24
19054	SGA Societe Generale Acceptance N.V. - KECL Euro Wts Sep 10	2010/09/16	2010/09/24
19610	BNP Paribas Arbit Issu B.V. - Ch Mobile Euro Wts Sep 2010	2010/09/16	2010/09/24
19777	HK Bank - CM Bank European Warrants Sep 2010	2010/09/16	2010/09/24
20345	HK Bank - HKEx European Warrants Sep 2010 A	2010/09/16	2010/09/24
20495	KBC Fin Products Int'l Ltd. - Ch Mobile Euro Wt Sep 2010 A	2010/09/16	2010/09/24
20873	Merrill Lynch Int'l & Co. C.V. - ChiUnicom Eu Put Wts Sep10	2010/09/16	2010/09/24
21281	CC Rabobank B.A. - China Gas Hold European Warrants Sep 2010	2010/09/16	2010/09/24
21438	CC Rabobank B.A. - Alibaba European Warrants Sep 2010	2010/09/16	2010/09/24
21612	BOCI Asia Ltd. - China Life European Put Warrants Sep 2010	2010/09/16	2010/09/24
21611	BOCI Asia Ltd. - MCC European Warrants Sep 2010	2010/09/16	2010/09/24
21643	UBS AG - BYD European Warrants Sep 2010	2010/09/16	2010/09/24
21690	RB of Scotland N.V. - BYD European Warrants Sep 2010	2010/09/16	2010/09/24
21701	J P Morgan SP BV - BYD European Warrants Sep 2010	2010/09/16	2010/09/24
21879	Macquarie Bank Ltd. - China Life European Put Wts Sep 2010	2010/09/16	2010/09/24
21887	CC Rabobank B.A. - Tencent Holdings European Wts Sep 2010	2010/09/16	2010/09/24
22313	CC Rabobank B.A. - Ch Mobile European Warrants Sep 2010	2010/09/16	2010/09/24
22439	UBS AG - China Shenhua European Warrants Sep 2010	2010/09/16	2010/09/24
22442	UBS AG - Tencent Holdings European Warrants Sep 2010	2010/09/16	2010/09/24
23151	SGA Societe Generale Acceptance N.V. - Tencent Eu Wt Sep 10C	2010/09/16	2010/09/24
14938	HK Bank - Cheung Kong European Warrants Sep 2010	2010/09/17	2010/09/27
18110	Deutsche Bank AG - Cheung Kong European Warrants Sep 2010	2010/09/17	2010/09/27
20410	HK Bank - China Life European Warrants Sep 2010 A	2010/09/17	2010/09/27
20540	HK Bank - R&F Ppt European Warrants Sep 2010 A	2010/09/17	2010/09/27
21159	Credit Suisse AG - Sinopec Corp European Warrants Sep 2010	2010/09/17	2010/09/27
21692	RB of Scotland N.V. - China Life European Wts Sep 2010 B	2010/09/17	2010/09/27
21694	RB of Scotland N.V. - ICBC European Warrants Sep 2010 B	2010/09/17	2010/09/27
23207	Credit Suisse AG - Tencent Holdings European Wts Sep 2010 C	2010/09/17	2010/09/27
15622	SGA Societe Generale Acceptance N.V. - ICBC Eu Wt Sep 2010 A	2010/09/20	2010/09/28
15899	RB of Scotland N.V. - HSBC European Warrants Sep 2010 A	2010/09/20	2010/09/28
16886	Merrill Lynch Int'l & Co. C.V. - Ch Mobile Eur Wt Sep 2010 B	2010/09/20	2010/09/28
17896	UBS AG - HS Bank European Warrants Sep 2010	2010/09/20	2010/09/28
18014	J P Morgan SP BV - SHK Ppt European Warrants Sep 2010	2010/09/20	2010/09/28

## List of expired derivative warrants, 2010 (continued)

Code	Warrant	Last trading date	Delisted date
18060	UBS AG - China Unicom European Warrants Sep 2010	2010/09/20	2010/09/28
19119	BNP Paribas Arbit Issu B.V. - A50 China Euro Wts Sep 2010	2010/09/20	2010/09/28
19304	CC Rabobank B.A. - HSBC European Warrants Sep 2010 B	2010/09/20	2010/09/28
19328	Merrill Lynch Int'l & Co. C.V.-Sinopec Eu Put Warrant Sep10A	2010/09/20	2010/09/28
19372	Credit Suisse AG - China Shenhua European Warrants Sep 2010	2010/09/20	2010/09/28
19656	Deutsche Bank AG - Minsheng Bank European Warrants Sep 2010	2010/09/20	2010/09/28
19858	Credit Suisse AG - HSBC European Wts Sep 2010 A	2010/09/20	2010/09/28
19967	Deutsche Bank AG - KECL European Warrants Sep 2010 A	2010/09/20	2010/09/28
19956	UBS AG - HKEx European Warrants Sep 2010 B	2010/09/20	2010/09/28
19961	UBS AG - ICBC European Warrants Sep 2010 B	2010/09/20	2010/09/28
20097	BOCI Asia Ltd. - Minsheng Bank European Warrants Sep 2010	2010/09/20	2010/09/28
20683	UBS AG - China Mobile European Warrants Sep 2010	2010/09/20	2010/09/28
20848	UBS AG - R&F Ppt European Warrants Sep 2010	2010/09/20	2010/09/28
20851	UBS AG - HSBC European Put Warrants Sep 2010 B	2010/09/20	2010/09/28
20904	Deutsche Bank AG - Sinopec Corp European Warrants Sep 2010	2010/09/20	2010/09/28
20984	SGA Societe Generale Acceptance N.V. - CNBM Euro Wts Sep 10	2010/09/20	2010/09/28
21030	HK Bank - Yanzhou Coal European Warrants Sep 2010	2010/09/20	2010/09/28
21124	Deutsche Bank AG - Zijin Mining European Warrants Sep 2010	2010/09/20	2010/09/28
21112	HK Bank - CNOOC European Warrants Sep 2010	2010/09/20	2010/09/28
21175	SGA Societe Generale Acceptance N.V. - CMB Euro Wts Sep 2010	2010/09/20	2010/09/28
10960	Deutsche Bank AG - AUD/USD European Put Warrants Sep 2010	2010/09/20	2010/09/28
10955	Deutsche Bank AG - EUR/USD European Warrants Sep 2010	2010/09/20	2010/09/28
10959	Deutsche Bank AG - EUR/USD European Put Warrants Sep 2010	2010/09/20	2010/09/28
21296	Goldman Sachs SP (Asia) - BOCL European Warrants Sep 2010 A	2010/09/20	2010/09/28
21437	Credit Suisse AG - Sinopharm European Warrants Sep 2010	2010/09/20	2010/09/28
21432	SGA Societe Generale Acceptance N.V. - Ping An Eu Wt Sep 10	2010/09/20	2010/09/28
21458	SGA Societe Generale Acceptance N.V. - JIANG EU Wts Sep10B	2010/09/20	2010/09/28
21459	SGA Societe Generale Acceptance NV-Yanzhou Coal Eu Wt Sep10B	2010/09/20	2010/09/28
21570	UBS AG - HSBC European Warrants Sep 2010 D	2010/09/20	2010/09/28
21658	Citigroup Global Mkt H Inc. - HSBC European Put Wts Sep 2010	2010/09/20	2010/09/28
21725	HK Bank - Tencent European Warrants Sep 2010 C	2010/09/20	2010/09/28
21727	HK Bank - ZTE European Warrants Sep 2010	2010/09/20	2010/09/28
21740	SGA Societe Generale Acceptance N.V. - CCB Eur Wt Sep 2010 B	2010/09/20	2010/09/28
21741	SGA Societe Generale Acceptance N.V. - ICBC Eu Wt Sep 2010 B	2010/09/20	2010/09/28
21766	Barclays Bank plc - BYD European Warrants Sep 2010	2010/09/20	2010/09/28
21791	Deutsche Bank AG - HKEx European Warrants Sep 2010	2010/09/20	2010/09/28
21778	CC Rabobank B.A. - CC Bank European Warrants Sep 2010 B	2010/09/20	2010/09/28
21844	Deutsche Bank AG - BYD European Warrants Sep 2010	2010/09/20	2010/09/28
21851	Barclays Bank plc - Jiangxi Copper European Warrants Sep 10C	2010/09/20	2010/09/28
21883	UBS AG - China Life European Warrants Sep 2010 B	2010/09/20	2010/09/28
21998	UBS AG - Jiangxi Copper European Warrants Sep 2010 A	2010/09/20	2010/09/28
22067	Goldman Sachs SP (Asia) - CC Bank European Wts Sep 2010 A	2010/09/20	2010/09/28
22189	Merrill Lynch Int'l & Co. C.V. - Hutchison Euro Wts Sep 2010	2010/09/20	2010/09/28
22202	SGA Societe Generale Acceptance N.V. - ICBC Eu Wt Sep 2010 C	2010/09/20	2010/09/28
22314	CC Rabobank B.A. - China Life European Warrants Sep 2010 B	2010/09/20	2010/09/28
22315	CC Rabobank B.A. - Hutchison European Warrants Sep 2010 B	2010/09/20	2010/09/28
22364	Merrill Lynch Int'l & Co. C.V. - BOCL European Wts Sep 2010	2010/09/20	2010/09/28
22431	Deutsche Bank AG - CC Bank European Warrants Sep 2010 B	2010/09/20	2010/09/28
22438	UBS AG - China Tel European Warrants Sep 2010	2010/09/20	2010/09/28
22437	UBS AG - CC Bank European Warrants Sep 2010 C	2010/09/20	2010/09/28
22610	Credit Suisse AG - HKEx European Warrants Sep 2010	2010/09/20	2010/09/28
22987	Credit Suisse AG - Ping An European Warrants Sep 2010	2010/09/20	2010/09/28
17322	KBC Fin Products Int'l Ltd. - Sinopec Corp Eu Put Wt Sep2010	2010/09/21	2010/09/29
18412	CC Rabobank B.A. - Sinopec Corp European Put Warrants Sep10	2010/09/21	2010/09/29
19000	HK Bank - Tencent European Warrants Sep 2010 B	2010/09/21	2010/09/29
19024	HK Bank - Foxconn European Warrants Sep 2010	2010/09/21	2010/09/29
19498	HK Bank - A50 China European Warrants Sep 2010 B	2010/09/21	2010/09/29
19953	UBS AG - CNOOC European Warrants Sep 2010	2010/09/21	2010/09/29
20314	Deutsche Bank AG - KECL European Warrants Sep 2010 B	2010/09/21	2010/09/29
21101	HK Bank - CNBM European Warrants Sep 2010	2010/09/21	2010/09/29
21207	HK Bank - Jiangxi Copper European Warrants Sep 2010	2010/09/21	2010/09/29
10961	Deutsche Bank AG - Gold European Put Warrants Sep 2010	2010/09/21	2010/09/29
21613	HK Bank - China Life European Warrants Sep 2010 B	2010/09/21	2010/09/29
21829	CC Rabobank B.A. - Chi Res Power European Warrants Sep 2010	2010/09/21	2010/09/29
22089	CC Rabobank B.A. - Angang Steel European Warrants Sep 2010	2010/09/21	2010/09/29
22731	J P Morgan SP BV - A50 China European Warrants Sep 2010 B	2010/09/21	2010/09/29
22874	Deutsche Bank AG - China Life European Warrants Sep 2010	2010/09/21	2010/09/29
15999	RB of Scotland N.V. - ICBC European Warrants Sep 2010 A	2010/09/22	2010/09/30
16120	CC Rabobank B.A. - China Railway European Wts Sep 2010	2010/09/22	2010/09/30
16342	Macquarie Bank Ltd. - China Mobile European Wts Sep 2010	2010/09/22	2010/09/30
16364	Macquarie Bank Ltd. - HSBC European Warrants Sep 2010 A	2010/09/22	2010/09/30
16568	Macquarie Bank Ltd. - Zijin Mining European Wts Sep 2010	2010/09/22	2010/09/30
16575	Macquarie Bank Ltd. - CNOOC European Put Warrants Sep 2010	2010/09/22	2010/09/30
16700	Macquarie Bank Ltd. - Cheung Kong European Warrants Sep 2010	2010/09/22	2010/09/30
16844	Macquarie Bank Ltd. - Dongfeng Motor European Wts Sep 2010	2010/09/22	2010/09/30
16941	Macquarie Bank Ltd. - HKEx European Warrants Sep 2010	2010/09/22	2010/09/30
16946	Macquarie Bank Ltd. - BankComm European Warrants Sep 2010	2010/09/22	2010/09/30
16948	Macquarie Bank Ltd. - China Railway European Wts Sep 2010	2010/09/22	2010/09/30
17299	Macquarie Bank Ltd. - Hang Seng Bank European Wts Sep 2010	2010/09/22	2010/09/30
17379	J P Morgan SP BV - Foxconn European Warrants Sep 2010 A	2010/09/22	2010/09/30
17490	Macquarie Bank Ltd. - CRCC European Warrants Sep 2010	2010/09/22	2010/09/30
17483	Macquarie Bank Ltd. - China Unicom European Wts Sep 2010	2010/09/22	2010/09/30
17765	Macquarie Bank Ltd. - China Unicom European Put Wts Sep 2010	2010/09/22	2010/09/30
17811	Macquarie Bank Ltd. - SHK Ppt European Warrants Sep 2010	2010/09/22	2010/09/30
18086	Macquarie Bank Ltd. - HSBC European Warrants Sep 2010 B	2010/09/22	2010/09/30
18089	Macquarie Bank Ltd. - Ping An European Put Warrants Sep 2010	2010/09/22	2010/09/30
18093	Macquarie Bank Ltd. - HSBC European Warrants Sep 2010 C	2010/09/22	2010/09/30

## List of expired derivative warrants, 2010 (continued)

Code	Warrant	Last trading date	Delisted date
18153	Macquarie Bank Ltd. - Foxconn European Warrants Sep 2010	2010/09/22	2010/09/30
18250	J P Morgan SP BV - Sinoma European Warrants Sep 2010	2010/09/22	2010/09/30
18394	Macquarie Bank Ltd. - Esprit European Warrants Sep 2010	2010/09/22	2010/09/30
18582	HK Bank - Zijin Mining European Warrants Sep 2010	2010/09/22	2010/09/30
18834	CC Rabobank B.A. - ChiUnicom European Warrants Sep 2010	2010/09/22	2010/09/30
19264	HK Bank - China Tel European Warrants Sep 2010	2010/09/22	2010/09/30
19263	HK Bank - Sinoma European Warrants Sep 2010	2010/09/22	2010/09/30
19270	CC Rabobank B.A. - Hutchison European Warrants Sep 2010 A	2010/09/22	2010/09/30
19593	J P Morgan SP BV - China Agri European Warrants Sep 2010	2010/09/22	2010/09/30
19637	HK Bank - Minsheng Bank European Warrants Sep 2010	2010/09/22	2010/09/30
19769	J P Morgan SP BV - KECL European Warrants Sep 2010	2010/09/22	2010/09/30
19833	J P Morgan SP BV - A50 China European Warrants Sep 2010 A	2010/09/22	2010/09/30
20163	CC Rabobank B.A. - CHALCO European Warrants Sep 2010	2010/09/22	2010/09/30
20222	CC Rabobank B.A. - CC Bank European Warrants Sep 2010 A	2010/09/22	2010/09/30
20532	J P Morgan SP BV - Foxconn European Warrants Sep 2010 B	2010/09/22	2010/09/30
20544	CC Rabobank B.A. - KECL European Warrants Sep 2010	2010/09/22	2010/09/30
20690	BNP Paribas Arbit Issu B.V. - Jiangxi Copper Eu Wts Sep 10A	2010/09/22	2010/09/30
20741	Macquarie Bank Ltd. - R&F Ppt European Warrants Sep 2010 A	2010/09/22	2010/09/30
20853	BNP Paribas Arbit Issu B.V. - HSI Euro Put Wts Sep 2010 A	2010/09/22	2010/09/30
21142	Macquarie Bank Ltd. - HSI European Warrants Sep 2010 A	2010/09/22	2010/09/30
21241	Goldman Sachs SP (Asia) - China Mobile Euro Wts Sep 2010	2010/09/22	2010/09/30
21232	J P Morgan SP BV - Angang Steel European Warrants Sep 2010	2010/09/22	2010/09/30
21283	CC Rabobank B.A. - Gome European Warrants Sep 2010	2010/09/22	2010/09/30
21520	CC Rabobank B.A. - C Transmission European Warrants Sep 2010	2010/09/22	2010/09/30
21523	CC Rabobank B.A. - MTRC European Warrants Sep 2010	2010/09/22	2010/09/30
21543	KBC Fin Products Int'l Ltd. - HSI European Wts Sep 2010 A	2010/09/22	2010/09/30
21544	KBC Fin Products Int'l Ltd. - HSI European Wts Sep 2010 B	2010/09/22	2010/09/30
21545	KBC Fin Products Int'l Ltd. - HSI European Wts Sep 2010 C	2010/09/22	2010/09/30
21549	KBC Fin Products Int'l Ltd. - HSI Euro Put Wts Sep 2010 D	2010/09/22	2010/09/30
21550	KBC Fin Products Int'l Ltd. - HSI Euro Put Wts Sep 2010 E	2010/09/22	2010/09/30
21567	Deutsche Bank AG - HSI European Warrants Sep 2010 A	2010/09/22	2010/09/30
21584	J P Morgan SP BV - BEA European Warrants Sep 2010	2010/09/22	2010/09/30
21594	CC Rabobank B.A. - Parkson Group European Warrants Sep 2010	2010/09/22	2010/09/30
21576	SGA Societe Generale Acceptance N.V. - HSI Eur Wt Sep 2010 A	2010/09/22	2010/09/30
21577	SGA Societe Generale Acceptance N.V. - HSI Eur Wt Sep 2010 B	2010/09/22	2010/09/30
21580	SGA Societe Generale Acceptance N.V. - HSI Eu Put Wt Sep 10C	2010/09/22	2010/09/30
21581	SGA Societe Generale Acceptance N.V. - HSI Eu Put Wt Sep 10D	2010/09/22	2010/09/30
21582	SGA Societe Generale Acceptance N.V. - HSI Eu Put Wt Sep 10E	2010/09/22	2010/09/30
21583	SGA Societe Generale Acceptance N.V. - HSI Eu Put Wt Sep 10F	2010/09/22	2010/09/30
21634	Barclays Bank plc - HSI European Put Warrants Sep 2010 C	2010/09/22	2010/09/30
21629	Barclays Bank plc - HSI European Warrants Sep 2010 A	2010/09/22	2010/09/30
21630	Barclays Bank plc - HSI European Warrants Sep 2010 B	2010/09/22	2010/09/30
21608	Nomura Int'l plc - HSI European Warrants Sep 2010 A	2010/09/22	2010/09/30
21637	CC Rabobank B.A. - HSBC European Put Warrants Sep 2010	2010/09/22	2010/09/30
21615	UBS AG - HSI European Warrants Sep 2010 C	2010/09/22	2010/09/30
21619	UBS AG - HSI European Put Warrants Sep 2010 A	2010/09/22	2010/09/30
21666	J P Morgan SP BV - CITIC Pacific Euro Wts Sep 2010	2010/09/22	2010/09/30
21676	HK Bank - HSCEI European Warrants Sep 2010 A	2010/09/22	2010/09/30
21677	HK Bank - HSCEI European Warrants Sep 2010 B	2010/09/22	2010/09/30
21678	HK Bank - HSCEI European Put Warrants Sep 2010 C	2010/09/22	2010/09/30
21679	HK Bank - HSCEI European Put Warrants Sep 2010 D	2010/09/22	2010/09/30
21680	HK Bank - HSI European Warrants Sep 2010 A	2010/09/22	2010/09/30
21681	HK Bank - HSI European Warrants Sep 2010 B	2010/09/22	2010/09/30
21682	HK Bank - HSI European Warrants Sep 2010 C	2010/09/22	2010/09/30
21683	HK Bank - HSI European Warrants Sep 2010 D	2010/09/22	2010/09/30
21686	HK Bank - HSI European Put Warrants Sep 2010 E	2010/09/22	2010/09/30
21687	HK Bank - HSI European Put Warrants Sep 2010 F	2010/09/22	2010/09/30
21688	HK Bank - HSI European Put Warrants Sep 2010 G	2010/09/22	2010/09/30
21696	UBS AG - HSI European Put Warrants Sep 2010 B	2010/09/22	2010/09/30
21709	Deutsche Bank AG - HSI European Warrants Sep 2010 B	2010/09/22	2010/09/30
21713	Deutsche Bank AG - HSI European Put Warrants Sep 2010 C	2010/09/22	2010/09/30
21714	Deutsche Bank AG - HSI European Put Warrants Sep 2010 D	2010/09/22	2010/09/30
21746	J P Morgan SP BV - Tencent European Warrants Sep 2010	2010/09/22	2010/09/30
21730	CC Rabobank B.A. - Dongfeng Motor European Warrants Sep 2010	2010/09/22	2010/09/30
21732	CC Rabobank B.A. - Maanshan Iron European Warrants Sep 2010	2010/09/22	2010/09/30
21722	SGA Societe Generale Acceptance N.V. - CTel Eu Wt Sep 2010 B	2010/09/22	2010/09/30
21723	SGA Societe Generale Acceptance N.V. - CTel Eu Wt Sep 2010 C	2010/09/22	2010/09/30
21752	KBC Fin Products Int'l Ltd. - HSI Euro Put Wts Sep 2010 F	2010/09/22	2010/09/30
21753	KBC Fin Products Int'l Ltd. - HSI Euro Put Wts Sep 2010 G	2010/09/22	2010/09/30
21750	SGA Societe Generale Acceptance N.V. - HSBC Eu Wt Sep 2010 C	2010/09/22	2010/09/30
21751	SGA Societe Generale Acceptance N.V. - HWL Eur Wt Sep 2010 B	2010/09/22	2010/09/30
21763	Macquarie Bank Ltd. - R&F Ppt European Warrants Sep 2010 B	2010/09/22	2010/09/30
21799	SGA Societe Generale Acceptance N.V. - HSI Eur Wt Sep 2010 G	2010/09/22	2010/09/30
21800	SGA Societe Generale Acceptance N.V. - HSI Eur Wt Sep 2010 H	2010/09/22	2010/09/30
21901	Goldman Sachs SP (Asia) - HSI European Warrants Sep 2010 A	2010/09/22	2010/09/30
21902	Goldman Sachs SP (Asia) - HSI European Warrants Sep 2010 B	2010/09/22	2010/09/30
21903	Goldman Sachs SP (Asia) - HSI European Warrants Sep 2010 C	2010/09/22	2010/09/30
21904	Goldman Sachs SP (Asia) - HSI European Warrants Sep 2010 D	2010/09/22	2010/09/30
21905	Goldman Sachs SP (Asia) - HSI European Warrants Sep 2010 E	2010/09/22	2010/09/30
21912	Goldman Sachs SP (Asia) - HSI European Put Wts Sep 2010 F	2010/09/22	2010/09/30
21913	Goldman Sachs SP (Asia) - HSI European Put Wts Sep 2010 G	2010/09/22	2010/09/30
21914	Goldman Sachs SP (Asia) - HSI European Put Wts Sep 2010 H	2010/09/22	2010/09/30
21915	Goldman Sachs SP (Asia) - HSI European Put Wts Sep 2010 I	2010/09/22	2010/09/30
21916	Goldman Sachs SP (Asia) - HSI European Put Wts Sep 2010 J	2010/09/22	2010/09/30
21889	CC Rabobank B.A. - HSI European Warrants Sep 2010 A	2010/09/22	2010/09/30
21890	CC Rabobank B.A. - HSI European Warrants Sep 2010 B	2010/09/22	2010/09/30
21893	CC Rabobank B.A. - HSI European Put Warrants Sep 2010 C	2010/09/22	2010/09/30

## List of expired derivative warrants, 2010 (continued)

Code	Warrant	Last trading date	Delisted date
21894	CC Rabobank B.A. - HSI European Put Warrants Sep 2010 D	2010/09/22	2010/09/30
21891	UBS AG - HSI European Warrants Sep 2010 D	2010/09/22	2010/09/30
21895	UBS AG - HSI European Put Warrants Sep 2010 E	2010/09/22	2010/09/30
21925	SGA Societe Generale Acceptance N.V. - HSCEI Eu Wt Sep 2010	2010/09/22	2010/09/30
21968	Goldman Sachs SP (Asia) - HSI European Warrants Sep 2010 K	2010/09/22	2010/09/30
21969	Goldman Sachs SP (Asia) - HSI European Warrants Sep 2010 L	2010/09/22	2010/09/30
21970	Goldman Sachs SP (Asia) - HSI European Warrants Sep 2010 M	2010/09/22	2010/09/30
21979	Goldman Sachs SP (Asia) - HSI European Warrants Sep 2010 P	2010/09/22	2010/09/30
21974	Goldman Sachs SP (Asia) - HSI European Put Wts Sep 2010 N	2010/09/22	2010/09/30
21975	Goldman Sachs SP (Asia) - HSI European Put Wts Sep 2010 O	2010/09/22	2010/09/30
22001	RB of Scotland N.V. - HSI European Warrants Sep 2010	2010/09/22	2010/09/30
22000	UBS AG - HSI European Put Warrants Sep 2010 F	2010/09/22	2010/09/30
22050	Goldman Sachs SP (Asia) - BOCL European Warrants Sep 2010 B	2010/09/22	2010/09/30
22053	Goldman Sachs SP (Asia) - China Life Euro Wts Sep 2010 A	2010/09/22	2010/09/30
22055	Goldman Sachs SP (Asia) - HSBC European Warrants Sep 2010 B	2010/09/22	2010/09/30
22036	KBC Fin Products Int'l Ltd. - HSCEI Euro Wts Sep 2010	2010/09/22	2010/09/30
22040	KBC Fin Products Int'l Ltd. - HSI European Wts Sep 2010 H	2010/09/22	2010/09/30
22041	KBC Fin Products Int'l Ltd. - HSI European Wts Sep 2010 I	2010/09/22	2010/09/30
22058	BNP Paribas Arbit Issu B.V. - HSI European Wts Sep 2010	2010/09/22	2010/09/30
22062	BNP Paribas Arbit Issu B.V. - HSI Euro Put Wts Sep 2010 B	2010/09/22	2010/09/30
22068	Goldman Sachs SP (Asia) - CC Bank European Wts Sep 2010 B	2010/09/22	2010/09/30
22074	Goldman Sachs SP (Asia) - Tencent Holdings European Wt Sep10	2010/09/22	2010/09/30
22081	KBC Fin Products Int'l Ltd. - HSI Euro Put Wts Sep 2010 J	2010/09/22	2010/09/30
22160	Nomura Int'l plc - HSI European Put Warrants Sep 2010	2010/09/22	2010/09/30
22157	Nomura Int'l plc - HSI European Warrants Sep 2010 B	2010/09/22	2010/09/30
22174	SGA Societe Generale Acceptance N.V. - CCB Eur Wt Sep 2010 E	2010/09/22	2010/09/30
22185	Merrill Lynch Int'l & Co. C.V. -HSI European Warrants Sep10A	2010/09/22	2010/09/30
22186	Merrill Lynch Int'l & Co. C.V. -HSI European Warrants Sep10B	2010/09/22	2010/09/30
22187	Merrill Lynch Int'l & Co. C.V. -HSI European Warrants Sep10C	2010/09/22	2010/09/30
22188	Merrill Lynch Int'l & Co. C.V. -HSI European Warrants Sep10D	2010/09/22	2010/09/30
22192	Merrill Lynch Int'l & Co. C.V. -HSI European Put Wts Sep10E	2010/09/22	2010/09/30
22193	Merrill Lynch Int'l & Co. C.V. -HSI European Put Wts Sep10F	2010/09/22	2010/09/30
22194	Merrill Lynch Int'l & Co. C.V. -HSI European Put Wts Sep10G	2010/09/22	2010/09/30
22206	RB of Scotland N.V. - HSI European Put Warrants Sep 2010 A	2010/09/22	2010/09/30
22207	RB of Scotland N.V. - HSI European Put Warrants Sep 2010 B	2010/09/22	2010/09/30
22300	Macquarie Bank Ltd. - HSI European Put Warrants Sep 2010	2010/09/22	2010/09/30
22296	UBS AG - HSI European Warrants Sep 2010 G	2010/09/22	2010/09/30
22297	UBS AG - HSI European Warrants Sep 2010 H	2010/09/22	2010/09/30
22389	Deutsche Bank AG - HSI European Warrants Sep 2010 E	2010/09/22	2010/09/30
22421	Barclays Bank plc - HSI European Put Warrants Sep 2010 D	2010/09/22	2010/09/30
22422	Barclays Bank plc - HSI European Put Warrants Sep 2010 E	2010/09/22	2010/09/30
22473	Goldman Sachs SP (Asia) - HSBC European Warrants Sep 2010 C	2010/09/22	2010/09/30
22510	Barclays Bank plc - HSI European Warrants Sep 2010 F	2010/09/22	2010/09/30
22511	Barclays Bank plc - HSI European Warrants Sep 2010 G	2010/09/22	2010/09/30
22566	Deutsche Bank AG - HSI European Warrants Sep 2010 F	2010/09/22	2010/09/30
22543	SGA Societe Generale Acceptance N.V. - HSI Eur Wt Sep 2010 I	2010/09/22	2010/09/30
22579	Macquarie Bank Ltd. - HSI European Warrants Sep 2010 B	2010/09/22	2010/09/30
22719	Credit Suisse AG - HSI European Warrants Sep 2010 A	2010/09/22	2010/09/30
22709	KBC Fin Products Int'l Ltd. - HSI European Wts Sep 2010 K	2010/09/22	2010/09/30
22764	Goldman Sachs SP (Asia) - China Life Euro Wts Sep 2010 C	2010/09/22	2010/09/30
22828	Goldman Sachs SP (Asia) - CC Bank European Wts Sep 2010 C	2010/09/22	2010/09/30
23018	Credit Suisse AG - HSI European Put Warrants Sep 2010	2010/09/22	2010/09/30
23181	Credit Suisse AG - HSI European Warrants Sep 2010 B	2010/09/22	2010/09/30
06081	Deutsche Bank AG - China Tel European Warrants Sep 2010	2010/09/24	2010/10/04
01379	Fortis Bank S.A./N.V. - HKEx Euro Warrants Sep 2010	2010/09/24	2010/10/04
15828	Standard Bank PLC - Sinopec Corp European Warrants Sep 2010	2010/09/24	2010/10/04
15829	Standard Bank PLC - China Railway European Wts Sep 2010	2010/09/24	2010/10/04
15891	Standard Bank PLC - HSBC European Warrants Sep 2010	2010/09/24	2010/10/04
17474	RB of Scotland N.V. - Sinopec Corp European Wts Sep 2010	2010/09/24	2010/10/04
18690	HK Bank -BYD European Warrants Sep 2010	2010/09/24	2010/10/04
19292	RB of Scotland N.V. - HSBC European Warrants Sep 2010 B	2010/09/24	2010/10/04
19978	Nomura Int'l plc - China Life European Warrants Sep 2010 A	2010/09/24	2010/10/04
19974	Nomura Int'l plc - JIANC European Warrants Sep 2010 A	2010/09/24	2010/10/04
19975	Nomura Int'l plc - JIANC European Warrants Sep 2010 B	2010/09/24	2010/10/04
20250	BNP Paribas Arbit Issu B.V. - HSBC European Wts Sep 2010 B	2010/09/24	2010/10/04
20338	Nomura Int'l plc - China Mobile European Warrants Sep 2010	2010/09/24	2010/10/04
20340	Nomura Int'l plc - CC Bank European Warrants Sep 2010	2010/09/24	2010/10/04
20330	Nomura Int'l plc - China Life European Warrants Sep 2010 B	2010/09/24	2010/10/04
20335	Nomura Int'l plc - Sinopec European Warrants Sep 2010	2010/09/24	2010/10/04
20333	Nomura Int'l plc - China Shenhua European Warrants Sep 2010	2010/09/24	2010/10/04
20328	Nomura Int'l plc - JIANC European Warrants Sep 2010 C	2010/09/24	2010/10/04
20523	BNP Paribas Arbit Issu B.V. - China Tel Euro Wts Sep 2010 B	2010/09/24	2010/10/04
20671	Nomura Int'l plc - A50 China European Warrants Sep 2010	2010/09/24	2010/10/04
20667	Nomura Int'l plc - Hutchison European Warrants Sep 2010 A	2010/09/24	2010/10/04
21258	Nomura Int'l plc - China Dongxiang European Warrants Sep 10	2010/09/24	2010/10/04
21252	Nomura Int'l plc - JIANC European Warrants Sep 2010 D	2010/09/24	2010/10/04
21257	Nomura Int'l plc - Sinopharm European Warrants Sep 2010	2010/09/24	2010/10/04
21197	RB of Scotland N.V. - China Shenhua European Wts Sep 2010	2010/09/24	2010/10/04
21600	Nomura Int'l plc - Agile Ppt European Warrants Sep 2010	2010/09/24	2010/10/04
21605	Nomura Int'l plc - BOCL European Warrants Sep 2010	2010/09/24	2010/10/04
21650	Bank of China (HK) Ltd. - China Life European Wts Sep 2010 A	2010/09/24	2010/10/04
21651	Bank of China (HK) Ltd. - China Life European Wts Sep 2010 B	2010/09/24	2010/10/04
21652	Bank of China (HK) Ltd. - HSBC European Warrants Sep 2010 A	2010/09/24	2010/10/04
21653	Bank of China (HK) Ltd. - HSBC European Warrants Sep 2010 B	2010/09/24	2010/10/04
21695	RB of Scotland N.V. - Tencent Holdings European Wts Sep 2010	2010/09/24	2010/10/04
21736	BNP Paribas Arbit Issu B.V. - KECL European Warrants Sep 10	2010/09/24	2010/10/04
21770	HK Bank - BOCL European Warrants Sep 2010	2010/09/24	2010/10/04

## List of expired derivative warrants, 2010 (continued)

Code	Warrant	Last trading date	Delisted date
21771	HK Bank - CC Bank European Warrants Sep 2010 A	2010/09/24	2010/10/04
21772	HK Bank - CC Bank European Warrants Sep 2010 B	2010/09/24	2010/10/04
21773	HK Bank - ICBC European Warrants Sep 2010 A	2010/09/24	2010/10/04
21774	HK Bank - ICBC European Warrants Sep 2010 B	2010/09/24	2010/10/04
21877	Macquarie Bank Ltd. - China Life European Wts Sep 2010 A	2010/09/24	2010/10/04
21884	CC Rabobank B.A. - China Life European Warrants Sep 2010 A	2010/09/24	2010/10/04
22323	Nomura Int'l plc - Hutchison European Warrants Sep 2010 B	2010/09/24	2010/10/04
23049	CC Rabobank B.A. - HSBC European Warrants Sep 2010 C	2010/09/24	2010/10/04
23289	Nomura Int'l plc - China Life European Warrants Sep 2010 C	2010/09/24	2010/10/04
15428	Credit Suisse - ICBC European Warrants Oct 2010 A	2010/09/27	2010/10/05
16725	UBS AG - China Shenhua European Warrants Oct 2010	2010/09/27	2010/10/05
16882	Merrill Lynch Int'l & Co. C.V. - HKEx Euro Wts Oct 2010 A	2010/09/27	2010/10/05
16876	Merrill Lynch Int'l & Co. C.V. - HKEx Eur Put Wts Oct 2010 C	2010/09/27	2010/10/05
16960	SGA Societe Generale Acceptance N.V. - CP&CC Eu Put Wt Oct10	2010/09/27	2010/10/05
17676	Macquarie Bank Ltd. - Sinopec Corp European Wts Oct 2010	2010/09/27	2010/10/05
17894	UBS AG - Cheung Kong European Warrants Oct 2010 A	2010/09/27	2010/10/05
18703	Barclays Bank plc - Sinopec Corp European Wts Oct 2010 A	2010/09/27	2010/10/05
18855	Barclays Bank plc - CNOOC European Warrants Oct 2010	2010/09/27	2010/10/05
19078	KBC Fin Products Int'l Ltd. - PetroChina Euro Wts Oct 2010 A	2010/09/27	2010/10/05
19140	Merrill Lynch Int'l & Co. C.V. - A50 China Eur Wt Oct 2010 A	2010/09/27	2010/10/05
19336	BNP Paribas Arbit Issu B.V. - Hang Seng Bank Eu Wts Oct10	2010/09/27	2010/10/05
19418	Barclays Bank plc - CHALCO European Warrants Oct 2010 A	2010/09/27	2010/10/05
19420	Barclays Bank plc - China Coal European Warrants Oct 2010	2010/09/27	2010/10/05
19425	Barclays Bank plc - HSBC European Warrants Oct 2010 A	2010/09/27	2010/10/05
19422	Barclays Bank plc - Jiangxi Copper European Warrants Oct 10	2010/09/27	2010/10/05
19510	BNP Paribas Arbit Issu B.V. - Cheung Kong European Wts Oct10	2010/09/27	2010/10/05
19653	KBC Fin Products Int'l Ltd. - Minsheng Bank Euro Wts Oct10	2010/09/27	2010/10/05
19932	Barclays Bank plc - ICBC European Warrants Oct 2010	2010/09/27	2010/10/05
20002	Barclays Bank plc -Tencent Holdings European Warrants Oct10A	2010/09/27	2010/10/05
20003	Barclays Bank plc -Tencent Holdings European Warrants Oct10B	2010/09/27	2010/10/05
20050	Barclays Bank plc - China Mobile European Wts Oct 2010 A	2010/09/27	2010/10/05
20162	KBC Fin Products Int'l Ltd. - ICBC Euro Put Wts Oct 2010 A	2010/09/27	2010/10/05
20281	BNP Paribas Arbit Issu B.V. - Yanzhou Coal Euro Wts Oct 2010	2010/09/27	2010/10/05
20422	Barclays Bank plc - CM Bank European Warrants Oct 2010	2010/09/27	2010/10/05
20424	Barclays Bank plc - HKEx European Warrants Oct 2010 A	2010/09/27	2010/10/05
20452	Macquarie Bank Ltd. - CITIC Pacific European Warrants Oct10A	2010/09/27	2010/10/05
20453	Macquarie Bank Ltd. - COSCO Pacific European Warrants Oct 10	2010/09/27	2010/10/05
20454	Macquarie Bank Ltd. - HKEx European Warrants Oct 2010	2010/09/27	2010/10/05
20512	BNP Paribas Arbit Issu B.V. - CC Bank Euro Wts Oct 2010 A	2010/09/27	2010/10/05
20961	Citigroup Global Mkt H Inc. - CITIC Bank European Wts Oct 10	2010/09/27	2010/10/05
21092	SGA Societe Generale Acceptance N.V.-Angang Steel Eu Wt Oct10	2010/09/27	2010/10/05
21095	SGA Societe Generale Acceptance N.V. -CITIC Pac Eu Wts Oct10	2010/09/27	2010/10/05
21153	SGA Societe Generale Acceptance N.V. - Ch Mob Eu Wt Oct 10B	2010/09/27	2010/10/05
21324	Barclays Bank plc - China Mobile European Wts Oct 2010 B	2010/09/27	2010/10/05
21326	Barclays Bank plc - Sinopec Corp European Wts Oct 2010 B	2010/09/27	2010/10/05
21332	Barclays Bank plc - Sinopec Corp European Put Wts Oct 2010 C	2010/09/27	2010/10/05
21440	CC Rabobank B.A. - China Tel European Warrants Oct 2010	2010/09/27	2010/10/05
21470	Barclays Bank plc - CHALCO European Warrants Oct 2010 B	2010/09/27	2010/10/05
21474	Barclays Bank plc - HKEx European Warrants Oct 2010 B	2010/09/27	2010/10/05
21632	Barclays Bank plc - CM Bank European Put Warrants Oct 2010	2010/09/27	2010/10/05
21697	SGA Societe Generale Acceptance N.V. - BYD Euro Wts Oct 2010	2010/09/27	2010/10/05
21757	Deutsche Bank AG - China Life European Warrants Oct 2010 A	2010/09/27	2010/10/05
21758	Deutsche Bank AG - China Mobile European Warrants Oct 2010 C	2010/09/27	2010/10/05
21759	Deutsche Bank AG - HSBC European Warrants Oct 2010 B	2010/09/27	2010/10/05
21784	Credit Suisse AG - HKEx European Warrants Oct 2010 B	2010/09/27	2010/10/05
21798	KBC Fin Products Int'l Ltd. - China Life Euro Wts Oct 2010 A	2010/09/27	2010/10/05
21806	Deutsche Bank AG - ICBC European Warrants Oct 2010 A	2010/09/27	2010/10/05
21809	KBC Fin Products Int'l Ltd. - China Tel Euro Wts Oct 2010	2010/09/27	2010/10/05
21811	KBC Fin Products Int'l Ltd. - ICBC European Wts Oct 2010 C	2010/09/27	2010/10/05
21803	SGA Societe Generale Acceptance N.V. - CITBK Euro Wt Oct10 A	2010/09/27	2010/10/05
21823	HK Bank - HWL European Warrants Oct 2010 A	2010/09/27	2010/10/05
21830	CC Rabobank B.A. - GCL-Poly Energy European Warrants Oct 10	2010/09/27	2010/10/05
21831	CC Rabobank B.A. - Golden Eagle European Warrants Oct 2010	2010/09/27	2010/10/05
21833	CC Rabobank B.A. - Poly HK Inv European Warrants Oct 2010	2010/09/27	2010/10/05
21872	Credit Suisse AG - BYD European Warrants Oct 2010	2010/09/27	2010/10/05
21881	Macquarie Bank Ltd. - CM Bank European Put Warrants Oct 2010	2010/09/27	2010/10/05
21865	SGA Societe Generale Acceptance N.V. - CHALCO Eu Wt Oct 2010	2010/09/27	2010/10/05
21945	KBC Fin Products Int'l Ltd. - Ch Mobile Euro Wt Oct 2010 B	2010/09/27	2010/10/05
21947	KBC Fin Products Int'l Ltd. - CNOOC European Wts Oct 2010 C	2010/09/27	2010/10/05
21963	UBS AG - BOCL European Warrants Oct 2010 B	2010/09/27	2010/10/05
21964	UBS AG - Sinopec Corp European Warrants Oct 2010 A	2010/09/27	2010/10/05
22083	KBC Fin Products Int'l Ltd. - HKEx European Put Wts Oct 2010	2010/09/27	2010/10/05
22224	UBS AG - HKEx European Put Warrants Oct 2010	2010/09/27	2010/10/05
22325	Nomura Int'l plc - Sinopec European Warrants Oct 2010	2010/09/27	2010/10/05
22360	Merrill Lynch Int'l & Co. C.V. - Tencent European Wts Oct10B	2010/09/27	2010/10/05
22467	SGA Societe Generale Acceptance N.V. - CLife Eu Wt Oct 2010B	2010/09/27	2010/10/05
22535	Credit Suisse AG - A50 China European Warrants Oct 2010 A	2010/09/27	2010/10/05
22569	KBC Fin Products Int'l Ltd. - China Life Euro Wts Oct 2010 C	2010/09/27	2010/10/05
22570	KBC Fin Products Int'l Ltd. - China Life Euro Wts Oct 2010 D	2010/09/27	2010/10/05
22572	KBC Fin Products Int'l Ltd. - ICBC European Wts Oct 2010 D	2010/09/27	2010/10/05
22536	UBS AG - A50 China European Warrants Oct 2010	2010/09/27	2010/10/05
22608	Credit Suisse AG - ICBC European Warrants Oct 2010 B	2010/09/27	2010/10/05
22614	SGA Societe Generale Acceptance N.V. - CCB Eur Wt Oct 2010 A	2010/09/27	2010/10/05
22629	UBS AG - Tencent Holdings European Warrants Oct 2010 A	2010/09/27	2010/10/05
22740	Citigroup Global Mkt H Inc. - A50 China Euro Wts Oct 2010	2010/09/27	2010/10/05
22783	SGA Societe Generale Acceptance N.V. - BOCom Eur Wt Oct 2010	2010/09/27	2010/10/05
23080	SGA Societe Generale Acceptance N.V. - ICBC Eu Wt Oct 2010 B	2010/09/27	2010/10/05

## List of expired derivative warrants, 2010 (continued)

Code	Warrant	Last trading date	Delisted date
18382	BNP Paribas Arbit Issu B.V. - Zijin Mining Euro Wts Oct 2010	2010/09/28	2010/10/06
18419	Deutsche Bank AG - China Mobile European Warrants Oct 2010 B	2010/09/28	2010/10/06
19109	Macquarie Bank Ltd. - CNOOC European Warrants Oct 2010	2010/09/28	2010/10/06
19345	Macquarie Bank Ltd. - Cathay Pacific European Wts Oct 2010	2010/09/28	2010/10/06
19452	BNP Paribas Arbit Issu B.V. - Ch Shenhua Euro Wts Oct 2010	2010/09/28	2010/10/06
20172	CC Rabobank B.A. - Zijin Mining European Warrants Oct 2010	2010/09/28	2010/10/06
20613	BNP Paribas Arbit Issu B.V. - BOCL European Wts Oct 2010	2010/09/28	2010/10/06
20572	Macquarie Bank Ltd. - HSBC European Warrants Oct 2010	2010/09/28	2010/10/06
21041	Macquarie Bank Ltd. - R&F Ppt European Warrants Oct 2010	2010/09/28	2010/10/06
21102	BNP Paribas Arbit Issu B.V. - HKEx European Wts Oct 2010	2010/09/28	2010/10/06
21191	BNP Paribas Arbit Issu B.V. - China Life Euro Wts Oct 2010 A	2010/09/28	2010/10/06
21192	BNP Paribas Arbit Issu B.V. - ICBC European Wts Oct 2010	2010/09/28	2010/10/06
21276	Macquarie Bank Ltd. - HKEx European Put Warrants Oct 2010	2010/09/28	2010/10/06
21300	Macquarie Bank Ltd. - Hang Lung Ppt European Wts Oct 2010	2010/09/28	2010/10/06
21318	BNP Paribas Arbit Issu B.V. - Jiangxi Copper Eu Wts Oct 2010	2010/09/28	2010/10/06
21403	BNP Paribas Arbit Issu B.V. - A50 China Euro Wts Oct 2010	2010/09/28	2010/10/06
21409	Macquarie Bank Ltd. - China Tel European Warrants Oct 2010	2010/09/28	2010/10/06
21408	Macquarie Bank Ltd. - Chi Res Power European Warrants Oct 10	2010/09/28	2010/10/06
21411	Macquarie Bank Ltd. - Tencent European Warrants Oct 2010 A	2010/09/28	2010/10/06
21515	KBC Fin Products Int'l Ltd. - BYD European Warrants Oct 2010	2010/09/28	2010/10/06
21518	Macquarie Bank Ltd. - ICBC European Warrants Oct 2010	2010/09/28	2010/10/06
21557	Macquarie Bank Ltd. - Angang Steel European Wts Oct 2010	2010/09/28	2010/10/06
21558	Macquarie Bank Ltd. - China Shenhua European Wts Oct 2010	2010/09/28	2010/10/06
21559	Macquarie Bank Ltd. - GAC European Wts Oct 2010	2010/09/28	2010/10/06
21657	Citigroup Global Mkt H Inc. - HKEx European Wts Oct 2010	2010/09/28	2010/10/06
21668	Macquarie Bank Ltd. - CITIC Bank European Warrants Oct 2010	2010/09/28	2010/10/06
21670	Macquarie Bank Ltd. - Huaneng Power European Wts Oct 2010	2010/09/28	2010/10/06
21673	Macquarie Bank Ltd. - CITIC Pacific European Warrants Oct10B	2010/09/28	2010/10/06
21762	Macquarie Bank Ltd. - BYD European Warrants Oct 2010	2010/09/28	2010/10/06
21792	Macquarie Bank Ltd. - China Mobile European Wts Oct 2010 B	2010/09/28	2010/10/06
21793	Macquarie Bank Ltd. - Maanshan Iron European Wts Oct 2010	2010/09/28	2010/10/06
21795	Macquarie Bank Ltd. - PetroChina European Wts Oct 2010	2010/09/28	2010/10/06
22076	RB of Scotland N.V. - China Mobile European Wts Oct 2010 A	2010/09/28	2010/10/06
22319	BNP Paribas Arbit Issu B.V. - CITIC Bank Euro Wts Oct 2010	2010/09/28	2010/10/06
22531	Deutsche Bank AG - HKEx European Put Warrants Oct 2010	2010/09/28	2010/10/06
22532	Macquarie Bank Ltd. - A50 China European Warrants Oct 2010	2010/09/28	2010/10/06
22538	RB of Scotland N.V. - A50 China European Warrants Oct 2010	2010/09/28	2010/10/06
22605	Deutsche Bank AG - A50 China European Warrants Oct 2010	2010/09/28	2010/10/06
22748	KBC Fin Products Int'l Ltd. - A50 Ch Euro Wts Oct 2010 C	2010/09/28	2010/10/06
22900	HK Bank - A50 China European Warrants Oct 2010	2010/09/28	2010/10/06
14832	HK Bank - Esprit European Warrants Oct 2010	2010/09/29	2010/10/07
16560	Credit Suisse - HSBC European Wts Oct 2010	2010/09/29	2010/10/07
18146	CC Rabobank B.A. - HKEx European Warrants Oct 2010	2010/09/29	2010/10/07
20263	BNP Paribas Arbit Issu B.V. - Shimao Ppt European Wts Oct 10	2010/09/29	2010/10/07
20560	SGA Societe Generale Acceptance N.V. - MTRC Eur Wts Oct 2010	2010/09/29	2010/10/07
21477	CC Rabobank B.A. - BankComm European Warrants Oct 2010	2010/09/29	2010/10/07
21575	BNP Paribas Arbit Issu B.V. - China Life Euro Wts Oct 2010 B	2010/09/29	2010/10/07
21671	BNP Paribas Arbit Issu B.V. - CC Bank Euro Wts Oct 2010 B	2010/09/29	2010/10/07
21698	SGA Societe Generale Acceptance N.V. - ICBC Eu Wt Oct 2010 A	2010/09/29	2010/10/07
22129	BNP Paribas Arbit Issu B.V. - HSBC European Wts Oct 2010 B	2010/09/29	2010/10/07
22722	SGA Societe Generale Acceptance N.V. - CITBK Euro Wt Oct10B	2010/09/29	2010/10/07
21843	J P Morgan SP BV - China Shenhua European Warrants Oct 2010	2010/09/30	2010/10/08
21837	CC Rabobank B.A. - MCC European Warrants Oct 2010	2010/09/30	2010/10/08
21838	CC Rabobank B.A. - Mongolia Energy European Wts Oct 2010	2010/09/30	2010/10/08
21839	CC Rabobank B.A. - Shanghai Electric European Warrants Oct10	2010/09/30	2010/10/08
23129	CC Rabobank B.A. - Ch Mobile European Warrants Oct 2010 C	2010/09/30	2010/10/08
16353	CC Rabobank B.A. - HKEx European Put Warrants Oct 2010	2010/10/04	2010/10/11
16773	KBC Fin Products Int'l Ltd. - Ch Mobile Euro Wt Oct 2010 A	2010/10/04	2010/10/11
17515	CC Rabobank B.A. - A50 China European Warrants Oct 2010 A	2010/10/04	2010/10/11
18310	CC Rabobank B.A. - Ch Mobile European Warrants Oct 2010 A	2010/10/04	2010/10/11
19601	HK Bank - Chi Res Power European Warrants Oct 2010	2010/10/04	2010/10/11
20079	KBC Fin Products Int'l Ltd. - CNOOC European Wts Oct 2010 A	2010/10/04	2010/10/11
20539	HK Bank - Angang Steel European Warrants Oct 2010	2010/10/04	2010/10/11
21188	KBC Fin Products Int'l Ltd. - Jiangxi Copper Eu Wts Oct 2010	2010/10/04	2010/10/11
21827	BOCI Asia Ltd. - Ch Comm Cons European Warrants Oct 2010	2010/10/04	2010/10/11
17446	Merrill Lynch Int'l & Co. C.V. - Ch Mobile Eur Wt Oct 2010 A	2010/10/05	2010/10/12
17843	Merrill Lynch Int'l & Co. C.V. - CNOOC Euro Put Wts Oct 10A	2010/10/05	2010/10/12
19849	Merrill Lynch Int'l & Co. C.V. - Hutchison Euro Wts Oct 2010	2010/10/05	2010/10/12
19895	Merrill Lynch Int'l & Co. C.V. - Ch Telecom Eur Wt Oct 2010	2010/10/05	2010/10/12
20285	SGA Societe Generale Acceptance N.V. - KECL Euro Wts Oct10B	2010/10/05	2010/10/12
20434	SGA Societe Generale Acceptance N.V. - CLife Eu Wt Oct 2010A	2010/10/05	2010/10/12
20608	RB of Scotland N.V. - Tencent European Put Warrants Oct10	2010/10/05	2010/10/12
20815	RB of Scotland N.V. - CITIC Bank European Warrants Oct 2010	2010/10/05	2010/10/12
20837	Barclays Bank plc - Datang European Warrants Oct 2010	2010/10/05	2010/10/12
20951	Barclays Bank plc - China Life European Warrants Oct 2010 A	2010/10/05	2010/10/12
20957	Barclays Bank plc - China Life European Put Wts Oct 2010	2010/10/05	2010/10/12
21128	Citigroup Global Mkt H Inc. - Anhui Conch European Wts Oct10	2010/10/05	2010/10/12
21131	Citigroup Global Mkt H Inc. - CNBM European Warrants Oct10	2010/10/05	2010/10/12
21273	SGA Societe Generale Acceptance N.V. - JIANC Eu Wts Oct 2010	2010/10/05	2010/10/12
21393	RB of Scotland N.V. - Sinopharm European Warrants Oct 2010	2010/10/05	2010/10/12
21475	Macquarie Bank Ltd. - C Transmission European Warrants Oct10	2010/10/05	2010/10/12
21501	SGA Societe Generale Acceptance N.V. - CP&CC Eur Wt Oct 2010	2010/10/05	2010/10/12
21507	UBS AG - China EB Ltd European Warrants Oct 2010	2010/10/05	2010/10/12
21561	Barclays Bank plc - CNBM European Warrants Oct 2010	2010/10/05	2010/10/12
21578	SGA Societe Generale Acceptance N.V. - CNBM Euro Wts Oct10	2010/10/05	2010/10/12
21598	Nomura Int'l plc - PetroChina European Warrants Oct 2010	2010/10/05	2010/10/12
21712	Merrill Lynch Int'l & Co. C.V. -BOCL European Put Wts Oct10B	2010/10/05	2010/10/12

## List of expired derivative warrants, 2010 (continued)

Code	Warrant	Last trading date	Delisted date
21719	Merrill Lynch Int'l & Co. C.V. - HKEx Eur Put Wts Oct 2010 D	2010/10/05	2010/10/12
21767	Barclays Bank plc - Bank of EA European Warrants Oct 2010	2010/10/05	2010/10/12
21768	Barclays Bank plc - Tencent Holdings European Put Wts Oct10	2010/10/05	2010/10/12
21848	Barclays Bank plc - Sinopec Corp European Wts Oct 2010 D	2010/10/05	2010/10/12
21854	Barclays Bank plc - Sinopec Corp European Put Wts Oct 2010 E	2010/10/05	2010/10/12
21856	Deutsche Bank AG - BOCL European Warrants Oct 2010 A	2010/10/05	2010/10/12
21857	Deutsche Bank AG - China Mobile European Warrants Oct 2010 D	2010/10/05	2010/10/12
21858	Deutsche Bank AG - Ping An European Warrants Oct 2010	2010/10/05	2010/10/12
22026	Macquarie Bank Ltd. - Tencent European Warrants Oct 2010 B	2010/10/05	2010/10/12
22143	RB of Scotland N.V. - BOCL European Warrants Oct 2010	2010/10/05	2010/10/12
22493	Credit Suisse AG - China Mobile European Warrants Oct 2010 A	2010/10/05	2010/10/12
22875	Deutsche Bank AG - China Life European Warrants Oct 2010 B	2010/10/05	2010/10/12
22988	Credit Suisse AG - Tencent Holdings European Wts Oct 2010 B	2010/10/05	2010/10/12
23008	RB of Scotland N.V. - CC Bank European Warrants Oct 2010	2010/10/05	2010/10/12
23091	SGA Societe Generale Acceptance N.V. - A50 Ch Eu Wt Oct 2010	2010/10/05	2010/10/12
23227	UBS AG - Hutchison European Warrants Oct 2010	2010/10/05	2010/10/12
23259	Deutsche Bank AG - Sinopec Corp European Warrants Oct 2010	2010/10/05	2010/10/12
23389	Credit Suisse AG - A50 China European Warrants Oct 2010 B	2010/10/05	2010/10/12
23396	Merrill Lynch Int'l & Co. C.V. - A50 China Eu Wt Oct 2010 B	2010/10/05	2010/10/12
21873	Credit Suisse AG - CM Bank European Warrants Oct 2010	2010/10/06	2010/10/13
21874	KBC Fin Products Int'l Ltd. - Hutchison Eur Put Wts Oct 2010	2010/10/06	2010/10/13
21878	Macquarie Bank Ltd. - China EB Ltd European Warrants Oct 10	2010/10/06	2010/10/13
21875	Macquarie Bank Ltd. - China Bluechem European Warrants Oct10	2010/10/06	2010/10/13
22365	Merrill Lynch Int'l & Co. C.V. - BOCL European Wts Oct 2010	2010/10/06	2010/10/13
22826	Goldman Sachs SP (Asia) - A50 China European Wts Oct 2010	2010/10/06	2010/10/13
22962	BOCI Asia Ltd. - A50 China European Warrants Oct 2010	2010/10/06	2010/10/13
17506	Macquarie Bank Ltd. - China Mobile European Wts Oct 2010 A	2010/10/07	2010/10/14
20448	HK Bank - R&F Ppt European Warrants Oct 2010 B	2010/10/07	2010/10/14
21742	SGA Societe Generale Acceptance N.V. - Tencent Eu Wt Oct 10	2010/10/07	2010/10/14
21869	SGA Societe Generale Acceptance NV-Yanzhou Coal Eu Wt Oct10	2010/10/07	2010/10/14
22268	Citigroup Global Mkt H Inc. - Tencent European Put Wts Oct10	2010/10/07	2010/10/14
21589	J P Morgan SP BV - HKEx European Warrants Oct 2010	2010/10/08	2010/10/15
21934	J P Morgan SP BV - China Mob European Wts Oct 2010 B	2010/10/08	2010/10/15
15196	HK Bank - China Mobile European Warrants Oct 2010 A	2010/10/11	2010/10/18
19353	KBC Fin Products Int'l Ltd. - PetroChina Euro Wts Oct 2010 B	2010/10/11	2010/10/18
19607	HK Bank - Fushan Energy European Warrants Oct 2010	2010/10/11	2010/10/18
21573	KBC Fin Products Int'l Ltd. - HKEx European Warrants Oct2010	2010/10/11	2010/10/18
21932	HK Bank - Ch Ship Cont European Warrants Oct 2010	2010/10/11	2010/10/18
21942	KBC Fin Products Int'l Ltd. - CC Bank Euro Wts Oct 2010	2010/10/11	2010/10/18
21946	KBC Fin Products Int'l Ltd. - CNOOC European Wts Oct 2010 B	2010/10/11	2010/10/18
21953	J P Morgan SP BV - BOCL European Warrants Oct 2010 A	2010/10/11	2010/10/18
21955	J P Morgan SP BV - Esprit European Wts Oct 2010	2010/10/11	2010/10/18
21956	J P Morgan SP BV - ICBC European Warrants Oct 2010	2010/10/11	2010/10/18
21954	J P Morgan SP BV - China Mengniu European Warrants Oct 2010	2010/10/11	2010/10/18
21985	KBC Fin Products Int'l Ltd. - Ch Mobile Euro Wt Oct 2010 C	2010/10/11	2010/10/18
21987	KBC Fin Products Int'l Ltd. - HSBC European Wts Oct 2010	2010/10/11	2010/10/18
21989	KBC Fin Products Int'l Ltd. - Zijin Mining European Wt Oct10B	2010/10/11	2010/10/18
22352	KBC Fin Products Int'l Ltd. - CC Bank Euro Put Wts Oct 2010	2010/10/11	2010/10/18
16513	UBS AG - HS Bank European Warrants Oct 2010	2010/10/12	2010/10/19
16990	UBS AG - China Mobile European Warrants Oct 2010 A	2010/10/12	2010/10/19
17309	CC Rabobank B.A. - PetroChina European Warrants Oct 2010	2010/10/12	2010/10/19
17664	Merrill Lynch Int'l & Co. C.V. - SHK Ppt Euro Wts Oct 2010	2010/10/12	2010/10/19
17893	UBS AG - BankComm European Warrants Oct 2010 B	2010/10/12	2010/10/19
17979	Deutsche Bank AG - China Mobile European Warrants Oct 2010 A	2010/10/12	2010/10/19
18164	SGA Societe Generale Acceptance N.V. - CRail Eu Wt Oct 2010	2010/10/12	2010/10/19
18202	J P Morgan SP BV - BankComm European Warrants Oct 2010 A	2010/10/12	2010/10/19
18734	SGA Societe Generale Acceptance N.V. - HSBC Eu Put Wt Oct10	2010/10/12	2010/10/19
18880	J P Morgan SP BV - China Mob European Wts Oct 2010 A	2010/10/12	2010/10/19
18951	Citigroup Global Mkt H Inc. - Ch Railway Cons Eu Wts Oct10	2010/10/12	2010/10/19
18988	RB of Scotland N.V. - PetroChina European Warrants Oct 2010	2010/10/12	2010/10/19
18983	SGA Societe Generale Acceptance N.V. - Petch Eu Wt Oct 2010	2010/10/12	2010/10/19
19091	Merrill Lynch Int'l & Co. C.V. - JX Copper Euro Wts Oct 2010	2010/10/12	2010/10/19
19144	Merrill Lynch Int'l & Co. C.V. - A50 China Eu Put Wt Oct 10	2010/10/12	2010/10/19
19181	Merrill Lynch Int'l & Co. C.V. - Tencent European Wts Oct10A	2010/10/12	2010/10/19
19201	SGA Societe Generale Acceptance N.V. - CNOOC Eu Put Wt Oct10	2010/10/12	2010/10/19
19326	Merrill Lynch Int'l & Co. C.V. - CNOOC Euro Put Wts Oct 10 B	2010/10/12	2010/10/19
19614	KBC Fin Products Int'l Ltd. - CNOOC Euro Put Wts Oct 2010	2010/10/12	2010/10/19
19588	SGA Societe Generale Acceptance N.V. - CNOOC Eu Wt Oct 2010	2010/10/12	2010/10/19
19665	UBS AG - Cheung Kong European Warrants Oct 2010 B	2010/10/12	2010/10/19
19854	Merrill Lynch Int'l & Co. C.V. - Hutchison Euro Put Wts Oct10	2010/10/12	2010/10/19
19899	Merrill Lynch Int'l & Co. C.V. - Ch Telecom Eur Put Wts Oct 10	2010/10/12	2010/10/19
19984	SGA Societe Generale Acceptance N.V. - KECL Euro Wts Oct 10A	2010/10/12	2010/10/19
20106	Credit Suisse AG - Cheung Kong European Warrants Oct 2010	2010/10/12	2010/10/19
20519	UBS AG - Zijin Mining European Warrants Oct 2010	2010/10/12	2010/10/19
20561	Deutsche Bank AG - SHK Ppt European Warrants Oct 2010	2010/10/12	2010/10/19
20579	Barclays Bank plc - China EB Ltd European Warrants Oct 2010	2010/10/12	2010/10/19
20577	Barclays Bank plc - Hutchison European Warrants Oct 2010	2010/10/12	2010/10/19
20703	BNP Paribas Arbit Issu B.V. - SHK Ppt European Warrants Oct10	2010/10/12	2010/10/19
20833	Barclays Bank plc - Geely Auto European Warrants Oct 2010	2010/10/12	2010/10/19
20840	Barclays Bank plc - Ping An European Warrants Oct 2010	2010/10/12	2010/10/19
20947	Barclays Bank plc - BOCL European Warrants Oct 2010	2010/10/12	2010/10/19
21503	SGA Societe Generale Acceptance N.V. - HKEx Eu Wt Oct 2010	2010/10/12	2010/10/19
21662	Citigroup Global Mkt H Inc. - Ping An Euro Wts Oct 2010	2010/10/12	2010/10/19
21720	Merrill Lynch Int'l & Co. C.V. - Ping An Euro Wts Oct 2010	2010/10/12	2010/10/19
21775	Deutsche Bank AG - CNOOC European Warrants Oct 2010	2010/10/12	2010/10/19
21807	SGA Societe Generale Acceptance N.V. - SHK P Eu Wt Oct10B	2010/10/12	2010/10/19
21853	Barclays Bank plc - CNOOC European Put Warrants Oct 2010	2010/10/12	2010/10/19



## List of expired derivative warrants, 2010 (continued)

Code	Warrant	Last trading date	Delisted date
21849	Barclays Bank plc - GCL-Poly Energy European Warrants Oct10	2010/10/12	2010/10/19
21867	SGA Societe Generale Acceptance N.V. - Shenhua Eu Wt Oct 10	2010/10/12	2010/10/19
21868	SGA Societe Generale Acceptance N.V.-HuanengPower Eu Wt Oct10	2010/10/12	2010/10/19
21882	UBS AG - BOCL European Warrants Oct 2010 A	2010/10/12	2010/10/19
21918	Credit Suisse AG - BOCL European Warrants Oct 2010 A	2010/10/12	2010/10/19
21919	Credit Suisse AG - CC Bank European Warrants Oct 2010 B	2010/10/12	2010/10/19
21920	Credit Suisse AG - Sinopec Corp European Warrants Oct 2010	2010/10/12	2010/10/19
21939	Deutsche Bank AG - Sinopharm European Warrants Oct 2010	2010/10/12	2010/10/19
21933	J P Morgan SP BV - China Life European Warrants Oct 2010	2010/10/12	2010/10/19
21958	HK Bank - Sinopec Corp European Warrants Oct 2010	2010/10/12	2010/10/19
21961	HK Bank - PetroChina European Warrants Oct 2010	2010/10/12	2010/10/19
21991	HK Bank - CC Bank European Put Warrants Oct 2010	2010/10/12	2010/10/19
21992	HK Bank - ICBC European Put Warrants Oct 2010	2010/10/12	2010/10/19
22277	J P Morgan SP BV - SHK Ppt European Warrants Oct 2010	2010/10/12	2010/10/19
22432	Deutsche Bank AG - ICBC European Warrants Oct 2010 B	2010/10/12	2010/10/19
22494	Credit Suisse AG - Tencent Holdings European Put Wts Oct 10	2010/10/12	2010/10/19
22561	Deutsche Bank AG - CC Bank European Warrants Oct 2010	2010/10/12	2010/10/19
22720	SGA Societe Generale Acceptance N.V. - BOCL Eu Wt Oct 2010 A	2010/10/12	2010/10/19
22794	Barclays Bank plc - China Mobile European Wts Oct 2010 D	2010/10/12	2010/10/19
22970	Credit Suisse AG - China Mobile European Warrants Oct 2010 B	2010/10/12	2010/10/19
22963	SGA Societe Generale Acceptance N.V. - Ch Mob Eu Wt Oct 10C	2010/10/12	2010/10/19
23029	CC Rabobank B.A. - Ch Mobile European Warrants Oct 2010 B	2010/10/12	2010/10/19
23325	KBC Fin Products Int'l Ltd. - Ch Mobile Euro Wt Oct 2010 G	2010/10/12	2010/10/19
18403	Citigroup Global Mkt H Inc. - Country Garden Euro Wts Oct10	2010/10/13	2010/10/20
22031	HK Bank - Ch Comm Cons European Warrants Oct 2010	2010/10/13	2010/10/20
22034	RB of Scotland N.V. - ICBC European Warrants Oct 2010	2010/10/13	2010/10/20
17923	SGA Societe Generale Acceptance N.V. - Ch Mob Eu Wt Oct 10A	2010/10/14	2010/10/21
10918	BNP Paribas Arbit Issu B.V. - Gold European Warrants Oct 10	2010/10/14	2010/10/21
10926	BNP Paribas Arbit Issu B.V. - Gold European Put Wts Oct 2010	2010/10/14	2010/10/21
21158	SGA Societe Generale Acceptance N.V. - SHK P Eu Wt Oct 2010A	2010/10/14	2010/10/21
21777	CC Rabobank B.A. - BOCL European Warrants Oct 2010	2010/10/14	2010/10/21
21993	BOCI Asia Ltd. - Renhe Comm European Warrants Oct 2010	2010/10/14	2010/10/21
21994	BOCI Asia Ltd. - Yuexiu Property European Warrants Oct 2010	2010/10/14	2010/10/21
22749	BNP Paribas Arbit Issu B.V. - Ch Mobile Euro Wts Oct 2010	2010/10/14	2010/10/21
22721	SGA Societe Generale Acceptance N.V. - BOCL Eu Wt Oct 2010 B	2010/10/14	2010/10/21
19223	Citigroup Global Mkt H Inc. - ChiUnicom European Wts Oct 10	2010/10/15	2010/10/22
19592	BOCI Asia Ltd. - HKEx European Warrants Oct 2010	2010/10/15	2010/10/22
19784	HK Bank - Huaneng Power European Warrants Oct 2010	2010/10/15	2010/10/22
22088	HK Bank - China Mobile European Warrants Oct 2010 B	2010/10/15	2010/10/22
22101	KBC Fin Products Int'l Ltd. - BOCL European Wts Oct 2010	2010/10/15	2010/10/22
22105	KBC Fin Products Int'l Ltd. - BOCL Euro Put Wts Oct 2010	2010/10/15	2010/10/22
22100	KBC Fin Products Int'l Ltd. - China Life Euro Wts Oct 2010 B	2010/10/15	2010/10/22
22104	KBC Fin Products Int'l Ltd. - China Life Eur Put Wt Oct 2010	2010/10/15	2010/10/22
22106	KBC Fin Products Int'l Ltd. - A50 Ch Euro Wts Oct 2010 A	2010/10/15	2010/10/22
22107	KBC Fin Products Int'l Ltd. - A50 Ch Euro Wts Oct 2010 B	2010/10/15	2010/10/22
22103	KBC Fin Products Int'l Ltd. - ICBC Euro Put Wts Oct 2010 B	2010/10/15	2010/10/22
16420	HK Bank - Zijin Mining European Warrants Oct 2010	2010/10/18	2010/10/25
17404	CC Rabobank B.A. - CNOOC European Warrants Oct 2010 A	2010/10/18	2010/10/25
20893	HK Bank - CM Bank European Warrants Oct 2010	2010/10/18	2010/10/25
21226	J P Morgan SP BV - Agile Ppt European Warrants Oct 2010	2010/10/18	2010/10/25
21291	CC Rabobank B.A. - Hidil Industry European Warrants Oct 10	2010/10/18	2010/10/25
21302	Macquarie Bank Ltd-Skyworth Digital European Warrants Oct10A	2010/10/18	2010/10/25
22131	KBC Fin Products Int'l Ltd. - Ch Mobile Euro Wt Oct 2010 D	2010/10/18	2010/10/25
22133	KBC Fin Products Int'l Ltd. - Ch Mobile Eu Put Wt Oct 2010 E	2010/10/18	2010/10/25
22134	KBC Fin Products Int'l Ltd. - Ch Mobile Eu Put Wt Oct 2010 F	2010/10/18	2010/10/25
22122	Macquarie Bank Ltd-Skyworth Digital European Warrants Oct10B	2010/10/18	2010/10/25
22144	RB of Scotland N.V. - China Life European Wts Oct 2010	2010/10/18	2010/10/25
22316	CC Rabobank B.A. - Hutchison European Warrants Oct 2010	2010/10/18	2010/10/25
13911	UBS AG - China Tel European Warrants Oct 2010	2010/10/19	2010/10/26
13912	UBS AG - PICC European Warrants Oct 2010	2010/10/19	2010/10/26
15710	Credit Suisse - CC Bank European Warrants Oct 2010 A	2010/10/19	2010/10/26
16011	UBS AG - BankComm European Warrants Oct 2010 A	2010/10/19	2010/10/26
17565	UBS AG - Sinopec Corp European Put Warrants Oct 2010	2010/10/19	2010/10/26
17661	Merrill Lynch Int'l & Co. C.V. - CK(H) European Wts Oct 2010	2010/10/19	2010/10/26
17700	Merrill Lynch Int'l & Co. C.V. - BankComm Euro Wts Oct 2010	2010/10/19	2010/10/26
17769	Citigroup Global Mkt H Inc. - SHK Ppt European Wts Oct 2010A	2010/10/19	2010/10/26
18109	Deutsche Bank AG - BankComm European Warrants Oct 2010 A	2010/10/19	2010/10/26
18262	Merrill Lynch Int'l & Co. C.V. - HSBC Euro Put Wt Oct 2010	2010/10/19	2010/10/26
18298	Citigroup Global Mkt H Inc. - Swire Pacific A Eur Wt Oct 10	2010/10/19	2010/10/26
18325	Merrill Lynch Int'l & Co. C.V. - HSBC Euro Wts Oct 2010	2010/10/19	2010/10/26
18444	BOCI Asia Ltd. - HSBC European Warrants Oct 2010	2010/10/19	2010/10/26
18627	Citigroup Global Mkt H Inc. - BankComm European Wts Oct 2010	2010/10/19	2010/10/26
18745	Deutsche Bank AG - Sinopec Corp European Put Wts Oct 2010	2010/10/19	2010/10/26
18775	Deutsche Bank AG - Cheung Kong European Warrants Oct 2010	2010/10/19	2010/10/26
18825	Deutsche Bank AG - HSBC European Warrants Oct 2010 A	2010/10/19	2010/10/26
18952	Citigroup Global Mkt H Inc. - MTRC European Wts Oct 2010	2010/10/19	2010/10/26
18954	Citigroup Global Mkt H Inc. - SHK Ppt European Wts Oct 2010B	2010/10/19	2010/10/26
18984	Credit Suisse - Tencent Holdings European Warrants Oct 2010A	2010/10/19	2010/10/26
19012	Credit Suisse - CNOOC European Warrants Oct 2010 A	2010/10/19	2010/10/26
19015	Credit Suisse - PetroChina European Warrants Oct 2010	2010/10/19	2010/10/26
19027	BNP Paribas Arbit Issu B.V. - CNOOC European Wts Oct 2010	2010/10/19	2010/10/26
19031	BNP Paribas Arbit Issu B.V. - CNOOC European Put Wts Oct10	2010/10/19	2010/10/26
19028	BNP Paribas Arbit Issu B.V. - PetroCh Euro Wts Oct 2010	2010/10/19	2010/10/26
19143	J P Morgan SP BV - Cheung Kong European Warrants Oct 2010	2010/10/19	2010/10/26
19207	J P Morgan SP BV - HSBC European Warrants Oct 2010 A	2010/10/19	2010/10/26
19203	SGA Societe Generale Acceptance N.V. - Petch Eu Put Wt Oct10	2010/10/19	2010/10/26
19230	Credit Suisse - China Mobile European Put Warrants Oct 2010	2010/10/19	2010/10/26

## List of expired derivative warrants, 2010 (continued)

Code	Warrant	Last trading date	Delisted date
19319	Deutsche Bank AG - PetroChina European Put Wts Oct 2010	2010/10/19	2010/10/26
19327	Merrill Lynch Int'l & Co. C.V. - PetroChina Eu Put Wt Oct 10	2010/10/19	2010/10/26
19369	Credit Suisse AG - BankComm European Warrants Oct 2010 A	2010/10/19	2010/10/26
19373	Credit Suisse AG - HKEx European Warrants Oct 2010 A	2010/10/19	2010/10/26
19360	CC Rabobank B.A. - CNOOC European Warrants Oct 2010 B	2010/10/19	2010/10/26
19367	CC Rabobank B.A. - CNOOC European Put Warrants Oct 2010	2010/10/19	2010/10/26
19392	KBC Fin Products Int'l Ltd. -Zijin Mining European Wt Oct10A	2010/10/19	2010/10/26
19520	Macquarie Bank Ltd. - PetroChina European Put Wts Oct 2010	2010/10/19	2010/10/26
19538	Deutsche Bank AG - CNOOC European Put Warrants Oct 2010	2010/10/19	2010/10/26
19616	KBC Fin Products Int'l Ltd. - PetroChina Eur Put Wt Oct 2010	2010/10/19	2010/10/26
19698	BNP Paribas Arbit Issu B.V. - HSBC European Wts Oct 2010 A	2010/10/19	2010/10/26
19894	Merrill Lynch Int'l & Co. C.V. - Ch Mobile Eur Wt Oct 2010 B	2010/10/19	2010/10/26
19896	Merrill Lynch Int'l & Co. C.V. - HKEx Euro Wts Oct 2010 B	2010/10/19	2010/10/26
19959	UBS AG - HSBC European Warrants Oct 2010 A	2010/10/19	2010/10/26
20120	J P Morgan SP BV - HSBC European Warrants Oct 2010 B	2010/10/19	2010/10/26
20101	UBS AG - Minsheng Bank European Warrants Oct 2010	2010/10/19	2010/10/26
20508	SGA Societe Generale Acceptance N.V. - Dongfeng Eu Wt Oct 10	2010/10/19	2010/10/26
20510	SGA Societe Generale Acceptance N.V. - Esprit Euro Wts Oct10	2010/10/19	2010/10/26
20698	Credit Suisse AG - BankComm European Warrants Oct 2010 B	2010/10/19	2010/10/26
20835	Barclays Bank plc - Chi Res Power European Warrants Oct 2010	2010/10/19	2010/10/26
20946	Barclays Bank plc - Angang Steel European Warrants Oct 2010	2010/10/19	2010/10/26
21075	J P Morgan SP BV - JX Copper European Warrants Oct 2010 A	2010/10/19	2010/10/26
21076	J P Morgan SP BV - Shimao Property European Wts Oct 2010	2010/10/19	2010/10/26
21319	Barclays Bank plc - BOCL European Put Warrants Oct 2010	2010/10/19	2010/10/26
21323	Barclays Bank plc - China Life European Warrants Oct 2010 B	2010/10/19	2010/10/26
21420	Merrill Lynch Int'l & Co. C.V. -BOCL European Put Wts Oct10A	2010/10/19	2010/10/26
21447	Deutsche Bank AG - BankComm European Warrants Oct 2010 B	2010/10/19	2010/10/26
21510	Citigroup Global Mkt H Inc. - ICBC European Wts Oct 2010	2010/10/19	2010/10/26
21562	Barclays Bank plc - R&F Ppt European Warrants Oct 2010	2010/10/19	2010/10/26
21590	J P Morgan SP BV - New World Dev European Warrants Oct 2010	2010/10/19	2010/10/26
21663	Citigroup Global Mkt H Inc. -Tencent European Warrants Oct10	2010/10/19	2010/10/26
21669	Macquarie Bank Ltd. -GCL-Poly Energy European Warrants Oct10	2010/10/19	2010/10/26
10962	Deutsche Bank AG - AUD/USD European Warrants Oct 2010	2010/10/19	2010/10/26
22099	RB of Scotland N.V. - HKEx European Warrants Oct 2010	2010/10/19	2010/10/26
22094	UBS AG - SHK Ppt European Warrants Oct 2010	2010/10/19	2010/10/26
22121	BOCI Asia Ltd. - CC Bank European Warrants Oct 2010	2010/10/19	2010/10/26
22136	BOCI Asia Ltd. - CC Bank European Put Warrants Oct 2010	2010/10/19	2010/10/26
22137	BOCI Asia Ltd. - China Life European Put Warrants Oct 2010	2010/10/19	2010/10/26
22138	BOCI Asia Ltd. - ICBC European Put Warrants Oct 2010	2010/10/19	2010/10/26
22120	BOCI Asia Ltd. - Tracker Fund European Warrants Oct 2010	2010/10/19	2010/10/26
22124	BOCI Asia Ltd. - Tracker Fund European Put Warrants Oct 2010	2010/10/19	2010/10/26
22141	Credit Suisse AG - Ch Overseas European Warrants Oct 2010	2010/10/19	2010/10/26
22139	UBS AG - China Mobile European Put Warrants Oct 2010	2010/10/19	2010/10/26
22163	Macquarie Bank Ltd. - China Mobile European Wts Oct 2010 C	2010/10/19	2010/10/26
22170	SGA Societe Generale Acceptance N.V. - CK(H) Eu Wt Oct 2010	2010/10/19	2010/10/26
22178	SGA Societe Generale Acceptance N.V.-Geely Auto Eu Wts Oct10	2010/10/19	2010/10/26
22183	UBS AG - HSBC European Put Warrants Oct 2010	2010/10/19	2010/10/26
22382	Credit Suisse AG - Angang Steel European Warrants Oct 2010	2010/10/19	2010/10/26
22384	Credit Suisse AG - CNOOC European Warrants Oct 2010 B	2010/10/19	2010/10/26
22413	Barclays Bank plc - CC Bank European Warrants Oct 2010	2010/10/19	2010/10/26
22414	Barclays Bank plc - China Mobile European Wts Oct 2010 C	2010/10/19	2010/10/26
22409	Barclays Bank plc - HSBC European Warrants Oct 2010 B	2010/10/19	2010/10/26
22500	Deutsche Bank AG - Tencent Holdings European Warrants Oct10A	2010/10/19	2010/10/26
22491	UBS AG - Ch LongYuan European Warrants Oct 2010	2010/10/19	2010/10/26
22490	UBS AG - Yanzhou Coal European Wts Oct 2010	2010/10/19	2010/10/26
22589	Credit Suisse AG - BOCL European Warrants Oct 2010 B	2010/10/19	2010/10/26
22632	UBS AG - HSBC European Warrants Oct 2010 B	2010/10/19	2010/10/26
22685	Nomura Int'l plc - Ch LongYuan European Warrants Oct 2010	2010/10/19	2010/10/26
22883	Goldman Sachs SP (Asia) - BOCL European Warrants Oct 2010 A	2010/10/19	2010/10/26
22957	Deutsche Bank AG - BOCL European Warrants Oct 2010 B	2010/10/19	2010/10/26
23103	Deutsche Bank AG - Tencent Holdings European Warrants Oct10B	2010/10/19	2010/10/26
23071	SGA Societe Generale Acceptance N.V. - CCB Eur Wt Oct 2010 C	2010/10/19	2010/10/26
23110	UBS AG - Tencent Holdings European Warrants Oct 2010 B	2010/10/19	2010/10/26
23155	UBS AG - China Mobile European Warrants Oct 2010 B	2010/10/19	2010/10/26
19780	HK Bank - COSCO Pacific European Warrants Oct 2010	2010/10/20	2010/10/27
10963	Deutsche Bank AG - Gold European Warrants Oct 2010	2010/10/20	2010/10/27
22208	Credit Suisse AG - Ch LongYuan European Warrants Oct 2010	2010/10/20	2010/10/27
17964	SGA Societe Generale Acceptance N.V. - Foxconn Eu Wts Oct10	2010/10/21	2010/10/28
19473	HK Bank - China COSCO European Warrants Oct 2010	2010/10/21	2010/10/28
19478	HK Bank - R&F Ppt European Warrants Oct 2010 A	2010/10/21	2010/10/28
19479	HK Bank - Shimao Ppt European Warrants Oct 2010	2010/10/21	2010/10/28
22196	SGA Societe Generale Acceptance N.V.-Nine Dragons Eu Wt Oct10	2010/10/21	2010/10/28
22233	J P Morgan SP BV - BOCL European Warrants Oct 2010 B	2010/10/21	2010/10/28
22234	J P Morgan Int'l Der. Ltd. - CC Bank European Wts Oct 2010 A	2010/10/21	2010/10/28
22235	J P Morgan Int'l Der. Ltd. - CC Bank European Wts Oct 2010 B	2010/10/21	2010/10/28
22236	J P Morgan SP BV - China Mob European Wts Oct 2010 C	2010/10/21	2010/10/28
22228	UBS AG - Sinopec Corp European Warrants Oct 2010 B	2010/10/21	2010/10/28
22489	UBS AG - CC Bank European Warrants Oct 2010	2010/10/21	2010/10/28
22616	SGA Societe Generale Acceptance N.V. - HWL Eur Wt Oct 2010	2010/10/21	2010/10/28
22884	Goldman Sachs SP (Asia) - BOCL European Warrants Oct 2010 B	2010/10/21	2010/10/28
22994	SGA Societe Generale Acceptance N.V. - CCB Eur Wt Oct 2010 B	2010/10/21	2010/10/28
16657	Macquarie Bank Ltd. - BOCHK European Warrants Oct 2010 A	2010/10/22	2010/10/29
16804	Macquarie Bank Ltd. - BOCHK European Warrants Oct 2010 B	2010/10/22	2010/10/29
18714	Barclays Bank plc - HSI European Warrants Oct 2010	2010/10/22	2010/10/29
18999	HK Bank - CNOOC European Warrants Oct 2010	2010/10/22	2010/10/29
19007	J P Morgan SP BV - KECL European Warrants Oct 2010 A	2010/10/22	2010/10/29
19146	J P Morgan SP BV - Foxconn European Warrants Oct 2010	2010/10/22	2010/10/29

## List of expired derivative warrants, 2010 (continued)

Code	Warrant	Last trading date	Delisted date
19155	Merrill Lynch Int'l & Co. C.V. -HSI European Warrants Oct10A	2010/10/22	2010/10/29
19627	J P Morgan SP BV - Minsheng Bank European Warrants Oct 2010	2010/10/22	2010/10/29
19809	CC Rabobank B.A. - A50 China European Warrants Oct 2010 B	2010/10/22	2010/10/29
20091	J P Morgan SP BV - BankComm European Warrants Oct 2010 B	2010/10/22	2010/10/29
20280	BNP Paribas Arbit Issu B.V. - China Unicom European Wt Oct10	2010/10/22	2010/10/29
20464	Goldman Sachs SP (Asia) - China Mobile Euro Wts Oct 2010 A	2010/10/22	2010/10/29
20595	Barclays Bank plc - HSI European Put Warrants Oct 2010 A	2010/10/22	2010/10/29
20718	J P Morgan SP BV - KECL European Warrants Oct 2010 B	2010/10/22	2010/10/29
20886	CC Rabobank B.A. - Skyworth Digital European Warrants Oct 10	2010/10/22	2010/10/29
21039	Macquarie Bank Ltd. - Agile Ppt European Warrants Oct 2010	2010/10/22	2010/10/29
21089	Macquarie Bank Ltd. - HSCEI European Warrants Oct 2010	2010/10/22	2010/10/29
21235	J P Morgan SP BV - R&F Ppt European Warrants Oct 2010	2010/10/22	2010/10/29
21429	Macquarie Bank Ltd. - Dongfeng Motor European Wts Oct 2010	2010/10/22	2010/10/29
21439	CC Rabobank B.A. - Sinopec Corp European Warrants Oct 2010	2010/10/22	2010/10/29
21444	CC Rabobank B.A. - ICBC European Warrants Oct 2010	2010/10/22	2010/10/29
21445	CC Rabobank B.A. - Nine Dragons European Warrants Oct 2010	2010/10/22	2010/10/29
21480	CC Rabobank B.A. - A50 China European Put Warrants Oct 2010	2010/10/22	2010/10/29
21521	CC Rabobank B.A. - Chi Res Land European Warrants Oct 2010	2010/10/22	2010/10/29
21593	CC Rabobank B.A. - Yurun Food European Warrants Oct 2010	2010/10/22	2010/10/29
21635	CC Rabobank B.A. - China Shenhua European Warrants Oct 2010	2010/10/22	2010/10/29
21655	Citigroup Global Mkt H Inc. - Sinopec Corp Euro Wts Oct 2010	2010/10/22	2010/10/29
21731	CC Rabobank B.A. - Foxconn European Warrants Oct 2010	2010/10/22	2010/10/29
21780	CC Rabobank B.A. - Henganintl European Warrants Oct 2010	2010/10/22	2010/10/29
21828	BOCI Asia Ltd. - HSI European Put Warrants Oct 2010	2010/10/22	2010/10/29
21935	Deutsche Bank AG - HSI European Put Warrants Oct 2010 A	2010/10/22	2010/10/29
21936	Deutsche Bank AG - HSI European Put Warrants Oct 2010 B	2010/10/22	2010/10/29
21927	SGA Societe Generale Acceptance N.V. -HSCEI Eu Put Wt Oct 10	2010/10/22	2010/10/29
21972	Goldman Sachs SP (Asia) - HSI European Warrants Oct 2010 A	2010/10/22	2010/10/29
21973	Goldman Sachs SP (Asia) - HSI European Warrants Oct 2010 B	2010/10/22	2010/10/29
21976	Goldman Sachs SP (Asia) - HSI European Put Wts Oct 2010 C	2010/10/22	2010/10/29
21977	Goldman Sachs SP (Asia) - HSI European Put Wts Oct 2010 D	2010/10/22	2010/10/29
21971	CC Rabobank B.A. - WISE CSI European Put Warrants Oct 2010	2010/10/22	2010/10/29
21966	CC Rabobank B.A. - WISE CSI European Warrants Oct 2010 A	2010/10/22	2010/10/29
21967	CC Rabobank B.A. - WISE CSI European Warrants Oct 2010 B	2010/10/22	2010/10/29
22003	Goldman Sachs SP (Asia) - HSI European Warrants Oct 2010 E	2010/10/22	2010/10/29
22004	Goldman Sachs SP (Asia) - HSI European Warrants Oct 2010 F	2010/10/22	2010/10/29
22005	Goldman Sachs SP (Asia) - HSI European Warrants Oct 2010 G	2010/10/22	2010/10/29
22006	Goldman Sachs SP (Asia) - HSI European Warrants Oct 2010 H	2010/10/22	2010/10/29
22007	Goldman Sachs SP (Asia) - HSI European Warrants Oct 2010 I	2010/10/22	2010/10/29
22011	Goldman Sachs SP (Asia) - HSI European Put Wts Oct 2010 J	2010/10/22	2010/10/29
22012	Goldman Sachs SP (Asia) - HSI European Put Wts Oct 2010 K	2010/10/22	2010/10/29
22013	Goldman Sachs SP (Asia) - HSI European Put Wts Oct 2010 L	2010/10/22	2010/10/29
22014	Goldman Sachs SP (Asia) - HSI European Put Wts Oct 2010 M	2010/10/22	2010/10/29
22015	Goldman Sachs SP (Asia) - HSI European Put Wts Oct 2010 N	2010/10/22	2010/10/29
22016	SGA Societe Generale Acceptance N.V. - HSI Eur Wt Oct 2010 A	2010/10/22	2010/10/29
22017	SGA Societe Generale Acceptance N.V. - HSI Eur Wt Oct 2010 B	2010/10/22	2010/10/29
22056	Goldman Sachs SP (Asia) - HSI European Warrants Oct 2010 O	2010/10/22	2010/10/29
22057	Goldman Sachs SP (Asia) - HSI European Warrants Oct 2010 P	2010/10/22	2010/10/29
22037	KBC Fin Products Int'l Ltd. - HSCEI Euro Put Wts Oct 2010 A	2010/10/22	2010/10/29
22038	KBC Fin Products Int'l Ltd. - HSCEI Euro Put Wts Oct 2010 B	2010/10/22	2010/10/29
22039	KBC Fin Products Int'l Ltd. - HSI European Wts Oct 2010	2010/10/22	2010/10/29
22044	KBC Fin Products Int'l Ltd. - HSI Euro Put Wts Oct 2010 A	2010/10/22	2010/10/29
22045	KBC Fin Products Int'l Ltd. - HSI Euro Put Wts Oct 2010 B	2010/10/22	2010/10/29
22046	KBC Fin Products Int'l Ltd. - HSI Euro Put Wts Oct 2010 C	2010/10/22	2010/10/29
22070	Goldman Sachs SP (Asia) - China Mobile Euro Wts Oct 2010 B	2010/10/22	2010/10/29
22059	HK Bank - Alibaba European Warrants Oct 2010	2010/10/22	2010/10/29
22061	HK Bank - Maanshan Iron European Warrants Oct 2010 A	2010/10/22	2010/10/29
22115	Goldman Sachs SP (Asia)-Sinopec Corp European Warrants Oct10	2010/10/22	2010/10/29
22110	Goldman Sachs SP (Asia) - HSI European Warrants Oct 2010 Q	2010/10/22	2010/10/29
22111	Goldman Sachs SP (Asia) - HSI European Warrants Oct 2010 R	2010/10/22	2010/10/29
22112	Goldman Sachs SP (Asia) - HSI European Warrants Oct 2010 S	2010/10/22	2010/10/29
22113	Goldman Sachs SP (Asia) - HSI European Warrants Oct 2010 T	2010/10/22	2010/10/29
22114	Goldman Sachs SP (Asia) - HSI European Warrants Oct 2010 U	2010/10/22	2010/10/29
22118	Goldman Sachs SP (Asia) - HSI European Put Wts Oct 2010 V	2010/10/22	2010/10/29
22119	Goldman Sachs SP (Asia) - HSI European Put Wts Oct 2010 W	2010/10/22	2010/10/29
22093	CC Rabobank B.A. - Yanzhou Coal European Warrants Oct 2010	2010/10/22	2010/10/29
22095	UBS AG - HSI European Warrants Oct 2010 A	2010/10/22	2010/10/29
22126	CC Rabobank B.A. - HSBC European Warrants Oct 2010	2010/10/22	2010/10/29
22184	Macquarie Bank Ltd. - HSI European Put Warrants Oct 2010	2010/10/22	2010/10/29
22180	SGA Societe Generale Acceptance N.V. - HSI Eu Put Wt Oct 10C	2010/10/22	2010/10/29
22181	SGA Societe Generale Acceptance N.V. - HSI Eu Put Wt Oct 10D	2010/10/22	2010/10/29
22198	Macquarie Bank Ltd. - CPIC European Warrants Oct 2010	2010/10/22	2010/10/29
22230	BOCI Asia Ltd. - CPIC European Warrants Oct 2010	2010/10/22	2010/10/29
22227	HK Bank - CPIC European Warrants Oct 2010	2010/10/22	2010/10/29
22237	CC Rabobank B.A. - Ch LongYuan European Warrants Oct 2010	2010/10/22	2010/10/29
22238	CC Rabobank B.A. - CPIC European Warrants Oct 2010	2010/10/22	2010/10/29
22239	CC Rabobank B.A. - Shineway Pharm European Warrants Oct 2010	2010/10/22	2010/10/29
22225	UBS AG - HSI European Put Warrants Oct 2010	2010/10/22	2010/10/29
22229	UBS AG - HSI European Warrants Oct 2010 B	2010/10/22	2010/10/29
22281	BOCI Asia Ltd. - Geely Auto European Warrants Oct 2010	2010/10/22	2010/10/29
22258	Citigroup Global Mkt H Inc. - CPIC European Warrants Oct 10	2010/10/22	2010/10/29
22252	HK Bank - HWL European Warrants Oct 2010 B	2010/10/22	2010/10/29
22253	HK Bank - Maanshan Iron European Warrants Oct 2010 B	2010/10/22	2010/10/29
22274	J P Morgan SP BV - HSBC European Warrants Oct 2010 C	2010/10/22	2010/10/29
22275	J P Morgan SP BV - Hutchison European Warrants Oct 2010	2010/10/22	2010/10/29
22243	Merrill Lynch Int'l & Co. C.V. -HSI European Warrants Oct10B	2010/10/22	2010/10/29
22244	Merrill Lynch Int'l & Co. C.V. -HSI European Warrants Oct10C	2010/10/22	2010/10/29

## List of expired derivative warrants, 2010 (continued)

Code	Warrant	Last trading date	Delisted date
22248	Merrill Lynch Int'l & Co. C.V. -HSI European Put Wts Oct 10D	2010/10/22	2010/10/29
22249	Merrill Lynch Int'l & Co. C.V. -HSI European Put Wts Oct 10E	2010/10/22	2010/10/29
22250	Merrill Lynch Int'l & Co. C.V. -HSI European Put Wts Oct 10F	2010/10/22	2010/10/29
22287	UBS AG - CPIC European Warrants Oct 2010	2010/10/22	2010/10/29
22299	Macquarie Bank Ltd. - HSI European Warrants Oct 2010	2010/10/22	2010/10/29
22317	UBS AG - R&F Ppt European Warrants Oct 2010	2010/10/22	2010/10/29
22335	SGA Societe Generale Acceptance N.V. - HSI Eu Put Wt Oct10E	2010/10/22	2010/10/29
22390	Deutsche Bank AG - HSI European Warrants Oct 2010	2010/10/22	2010/10/29
22391	Deutsche Bank AG - HSI European Put Warrants Oct 2010 C	2010/10/22	2010/10/29
22429	Credit Suisse AG - HSI European Warrants Oct 2010 A	2010/10/22	2010/10/29
22434	KBC Fin Products Int'l Ltd. - HSI Euro Put Wts Oct 2010 D	2010/10/22	2010/10/29
22474	Goldman Sachs SP (Asia) - HSBC European Warrants Oct 2010 A	2010/10/22	2010/10/29
22475	Goldman Sachs SP (Asia) - HSBC European Warrants Oct 2010 B	2010/10/22	2010/10/29
22512	Barclays Bank plc - HSI European Put Warrants Oct 2010 B	2010/10/22	2010/10/29
22544	SGA Societe Generale Acceptance N.V. - HSI Eur Wt Oct 2010 F	2010/10/22	2010/10/29
22586	CC Rabobank B.A. - HSI European Warrants Oct 2010	2010/10/22	2010/10/29
22590	CC Rabobank B.A. - HSI European Put Warrants Oct 2010	2010/10/22	2010/10/29
22644	BNP Paribas Arbit Issu B.V. - HSI European Wts Oct 2010	2010/10/22	2010/10/29
22653	BNP Paribas Arbit Issu B.V. - HSI Euro Put Wts Oct 2010 A	2010/10/22	2010/10/29
22760	Goldman Sachs SP (Asia) - China Mobile Euro Wts Oct 2010 C	2010/10/22	2010/10/29
22872	Goldman Sachs SP (Asia) - Tencent Holdings European Wt Oct10	2010/10/22	2010/10/29
23158	HK Bank - Tencent European Put Warrants Oct 2010	2010/10/22	2010/10/29
23238	BNP Paribas Arbit Issu B.V. - HSI Euro Put Wts Oct 2010 B	2010/10/22	2010/10/29
23235	Credit Suisse AG - HSI European Put Warrants Oct 2010	2010/10/22	2010/10/29
23239	Credit Suisse AG - HSI European Warrants Oct 2010 B	2010/10/22	2010/10/29
23242	RB of Scotland N.V. - HSI European Put Warrants Oct 2010 A	2010/10/22	2010/10/29
23358	Merrill Lynch Int'l & Co. C.V. -HSI European Warrants Oct10G	2010/10/22	2010/10/29
23464	RB of Scotland N.V. - HSI European Put Warrants Oct 2010 B	2010/10/22	2010/10/29
23608	Deutsche Bank AG - HSI European Put Warrants Oct 2010 D	2010/10/22	2010/10/29
18104	J P Morgan SP BV - China Railway European Warrants Oct 2010	2010/10/25	2010/11/01
19645	RB of Scotland N.V. - Minsheng Bank European Wts Oct2010	2010/10/25	2010/11/01
19796	Citigroup Global Mkt H Inc. - Minsheng Bank Euro Wts Oct10	2010/10/25	2010/11/01
22097	RB of Scotland N.V. - China Mobile European Wts Oct 2010 B	2010/10/25	2010/11/01
22146	RB of Scotland N.V. - HWL European Warrants Oct 2010	2010/10/25	2010/11/01
22153	Nomura Int'l plc - Anhui Conch European Warrants Oct 2010	2010/10/25	2010/11/01
22148	Nomura Int'l plc - Chaoda Modern European Warrants Oct 2010	2010/10/25	2010/11/01
22155	Nomura Int'l plc - ICBC European Warrants Oct 2010	2010/10/25	2010/11/01
22308	J P Morgan SP BV - C Transmission European Warrants Oct 2010	2010/10/25	2010/11/01
22310	J P Morgan SP BV - JX Copper European Warrants Oct 2010 B	2010/10/25	2010/11/01
22311	J P Morgan SP BV - Maanshan Iron European Warrants Oct 2010	2010/10/25	2010/11/01
22306	Macquarie Bank Ltd. - Yanzhou Coal European Wts Oct 2010	2010/10/25	2010/11/01
22327	Nomura Int'l plc - CC Bank European Warrants Oct 2010	2010/10/25	2010/11/01
22326	Nomura Int'l plc - C Transmission European Warrants Oct 2010	2010/10/25	2010/11/01
22324	Nomura Int'l plc - JIANG European Warrants Oct 2010	2010/10/25	2010/11/01
22737	Citigroup Global Mkt H Inc. - Jiangxi Copper Euro Wts Oct10	2010/10/25	2010/11/01
06552	BNP Paribas Arbit Issu B.V. - HSBC European Wts Nov 2010 A	2010/10/26	2010/11/02
06025	Deutsche Bank AG - HSBC European Warrants Nov 2010 A	2010/10/26	2010/11/02
01144	Standard Bank PLC - China Everbright European Wts Nov 2010	2010/10/26	2010/11/02
15926	RB of Scotland N.V. - HSBC European Warrants Nov 2010 A	2010/10/26	2010/11/02
18246	Citigroup Global Mkt H Inc. - PetroChina Euro Wts Nov 2010	2010/10/26	2010/11/02
18357	Barclays Bank plc - HSBC European Warrants Nov 2010 A	2010/10/26	2010/11/02
18365	SGA Societe Generale Acceptance N.V. - HSBC Eu Wt Nov 2010 A	2010/10/26	2010/11/02
18767	Credit Suisse - CC Bank European Put Warrants Nov 2010	2010/10/26	2010/11/02
19032	BNP Paribas Arbit Issu B.V. - PetroCh European Put Wts Nov10	2010/10/26	2010/11/02
19312	BNP Paribas Arbit Issu B.V. - CHALCO European Wts Nov 2010	2010/10/26	2010/11/02
19772	SGA Societe Generale Acceptance N.V. - CMB Euro Wts Nov 2010	2010/10/26	2010/11/02
19820	Deutsche Bank AG - CC Bank European Put Warrants Nov 2010	2010/10/26	2010/11/02
19852	Merrill Lynch Int'l & Co. C.V. - HS Bank Euro Put Wts Nov 10	2010/10/26	2010/11/02
20051	Barclays Bank plc - China Mobile European Warrants Nov 2010A	2010/10/26	2010/11/02
20052	Barclays Bank plc - China Mobile European Warrants Nov 2010B	2010/10/26	2010/11/02
20037	Barclays Bank plc - Sinopec Corp European Warrants Nov 2010	2010/10/26	2010/11/02
20043	Barclays Bank plc - HSBC European Warrants Nov 2010 B	2010/10/26	2010/11/02
20044	Barclays Bank plc - HSBC European Warrants Nov 2010 C	2010/10/26	2010/11/02
20185	BNP Paribas Arbit Issu B.V. - Cheung Kong Euro Wt Nov 2010 B	2010/10/26	2010/11/02
20249	BNP Paribas Arbit Issu B.V. - China Coal Euro Wts Nov 2010	2010/10/26	2010/11/02
20259	Deutsche Bank AG - Foxconn European Warrants Nov 2010	2010/10/26	2010/11/02
20363	SGA Societe Generale Acceptance N.V. - CNOOC Eu Wt Nov 2010A	2010/10/26	2010/11/02
20417	Barclays Bank plc - CHALCO European Warrants Nov 2010	2010/10/26	2010/11/02
20478	Barclays Bank plc - China Overseas European Warrants Nov2010	2010/10/26	2010/11/02
20768	BNP Paribas Arbit Issu B.V.-BankComm European Warrants Nov10B	2010/10/26	2010/11/02
20818	BNP Paribas Arbit Issu B.V. - CM Bank Euro Put Wts Nov10	2010/10/26	2010/11/02
20910	SGA Societe Generale Acceptance N.V. - CHALCO Eu Wt Nov 2010	2010/10/26	2010/11/02
21069	BNP Paribas Arbit Issu B.V. - China Overseas Euro Wts Nov10	2010/10/26	2010/11/02
21145	Merrill Lynch Int'l & Co. C.V. - JX Copper Euro Wts Nov 2010	2010/10/26	2010/11/02
21472	Barclays Bank plc - BankComm European Warrants Nov 2010	2010/10/26	2010/11/02
21490	KBC Fin Products Int'l Ltd. - CNOOC Euro Put Wts Nov 2010	2010/10/26	2010/11/02
21525	BNP Paribas Arbit Issu B.V. - BOCL European Wts Nov 2010 B	2010/10/26	2010/11/02
21928	BNP Paribas Arbit Issu B.V. - CC Bank Euro Wts Nov 2010	2010/10/26	2010/11/02
21929	BNP Paribas Arbit Issu B.V. - China Life Euro Wts Nov 2010	2010/10/26	2010/11/02
21930	BNP Paribas Arbit Issu B.V. - ICBC European Wts Nov 2010 A	2010/10/26	2010/11/02
21952	J P Morgan SP BV - CHALCO European Warrants Nov 2010 B	2010/10/26	2010/11/02
22009	SGA Societe Generale Acceptance N.V. - HSBC Eu Wt Nov 2010 B	2010/10/26	2010/11/02
22072	Goldman Sachs SP (Asia) - A50 China European Wts Nov 2010 A	2010/10/26	2010/11/02
22085	KBC Fin Products Int'l Ltd. - HSBC Euro Put Wts Nov 2010 A	2010/10/26	2010/11/02
22078	RB of Scotland N.V. - HSBC European Warrants Nov 2010 C	2010/10/26	2010/11/02
22142	KBC Fin Products Int'l Ltd. - Hutchison Euro Wts Nov 2010	2010/10/26	2010/11/02
22123	Macquarie Bank Ltd. - Stanchart European Warrants Nov 2010	2010/10/26	2010/11/02

## List of expired derivative warrants, 2010 (continued)

Code	Warrant	Last trading date	Delisted date
22168	Merrill Lynch Int'l & Co. C.V. - Ch Mobile Eur Wt Nov 2010 A	2010/10/26	2010/11/02
22166	Merrill Lynch Int'l & Co. C.V. - China Life Eu Wt Nov 2010 B	2010/10/26	2010/11/02
22200	SGA Societe Generale Acceptance N.V. - CPIC Euro Wts Nov10	2010/10/26	2010/11/02
22345	Credit Suisse AG - Ch Overseas European Put Warrants Nov 10A	2010/10/26	2010/11/02
22339	J P Morgan SP BV - A50 China European Warrants Nov 2010 C	2010/10/26	2010/11/02
22338	J P Morgan SP BV - Yurun Food European Warrants Nov 2010	2010/10/26	2010/11/02
22340	J P Morgan SP BV - Yanzhou Coal European Warrants Nov 2010	2010/10/26	2010/11/02
22410	Barclays Bank plc - CNOOC European Warrants Nov 2010 A	2010/10/26	2010/11/02
22418	Barclays Bank plc - R&F Ppt European Warrants Nov 2010	2010/10/26	2010/11/02
22497	Deutsche Bank AG - CNOOC European Warrants Nov 2010 B	2010/10/26	2010/11/02
22715	Deutsche Bank AG - ICBC European Warrants Nov 2010 A	2010/10/26	2010/11/02
23087	J P Morgan SP BV - BOCL European Warrants Nov 2010	2010/10/26	2010/11/02
23128	CC Rabobank B.A. - Ch LongYuan European Warrants Nov 2010	2010/10/26	2010/11/02
23183	Deutsche Bank AG - Tencent Holdings European Put Wts Nov 10	2010/10/26	2010/11/02
09189	Deutsche Bank AG - BOCL European Warrants Nov 2010 A	2010/10/27	2010/11/03
17627	KBC Fin Products Int'l Ltd. - CC Bank Euro Put Wts Nov 2010A	2010/10/27	2010/11/03
19037	BNP Paribas Arbit Issu B.V. - CC Bank European Put Wts Nov10	2010/10/27	2010/11/03
19243	Macquarie Bank Ltd. - Cheung Kong European Put Wts Nov 2010	2010/10/27	2010/11/03
19822	Macquarie Bank Ltd. - Foxconn European Warrants Nov 2010	2010/10/27	2010/11/03
20261	BNP Paribas Arbit Issu B.V.-CM Bank European Warrants Nov 10	2010/10/27	2010/11/03
20366	BNP Paribas Arbit Issu B.V. - Agile Ppt European Wts Nov10	2010/10/27	2010/11/03
20471	Macquarie Bank Ltd. -CHALCO European Put Warrants Nov 2010	2010/10/27	2010/11/03
21427	Macquarie Bank Ltd. - Bank of EA European Warrants Nov 2010	2010/10/27	2010/11/03
21512	Citigroup Global Mkt H Inc. - CC Bank Euro Put Wts Nov 2010	2010/10/27	2010/11/03
21797	Macquarie Bank Ltd. - CC Bank European Put Warrants Nov 10A	2010/10/27	2010/11/03
21764	Macquarie Bank Ltd. - New World Dev European Wts Nov 2010	2010/10/27	2010/11/03
21796	Macquarie Bank Ltd. - Wharf European Warrants Nov 2010	2010/10/27	2010/11/03
21880	Macquarie Bank Ltd. - CM Bank European Warrants Nov 2010	2010/10/27	2010/11/03
21863	Macquarie Bank Ltd. - Henderson Land Dev Euro Wts Nov 2010	2010/10/27	2010/11/03
22025	Macquarie Bank Ltd. - HKEx European Warrants Nov 2010	2010/10/27	2010/11/03
22075	Macquarie Bank Ltd. - Minsheng Bank European Warrants Nov10	2010/10/27	2010/11/03
22305	Macquarie Bank Ltd. - SHK Ppt European Warrants Nov 2010	2010/10/27	2010/11/03
19061	BNP Paribas Arbit Issu B.V.-BankComm European Warrants Nov10A	2010/10/28	2010/11/04
21225	Macquarie Bank Ltd. - Tencent European Put Warrants Nov 2010	2010/10/28	2010/11/04
21988	KBC Fin Products Int'l Ltd. - Jiangxi Copper Eu Wts Nov 2010	2010/10/28	2010/11/04
22135	KBC Fin Products Int'l Ltd. - Ch Mobile Eu Put Wt Nov 2010	2010/10/28	2010/11/04
22351	KBC Fin Products Int'l Ltd. - CC Bank Euro Wts Nov 2010	2010/10/28	2010/11/04
22355	KBC Fin Products Int'l Ltd. - CC Bank Euro Put Wts Nov 2010B	2010/10/28	2010/11/04
22353	KBC Fin Products Int'l Ltd. - China Life Eur Put Wt Nov 2010	2010/10/28	2010/11/04
19654	KBC Fin Products Int'l Ltd. - Minsheng Bank Euro Wts Nov10	2010/10/29	2010/11/05
20175	Macquarie Bank Ltd. - COSCO Pacific European Warrants Nov 10	2010/10/29	2010/11/05
20999	BOCI Asia Ltd. - BankComm European Warrants Nov 2010	2010/10/29	2010/11/05
22279	BOCI Asia Ltd. - CM Bank European Warrants Nov 2010	2010/10/29	2010/11/05
22380	KBC Fin Products Int'l Ltd. - CMB European Warrants Nov 2010	2010/10/29	2010/11/05
17580	CC Rabobank B.A. - CNOOC European Warrants Nov 2010 A	2010/11/01	2010/11/08
22289	Merrill Lynch Int'l & Co. C.V. - Ch Overseas Eur Wt Nov 10B	2010/11/01	2010/11/08
23059	Macquarie Bank Ltd. - CC Bank European Put Warrants Nov 10B	2010/11/01	2010/11/08
03972	BNP Paribas Arbit Issu B.V. - BOCL European Wts Nov 2010 A	2010/11/02	2010/11/09
17628	KBC Fin Products Int'l Ltd. - ICBC Euro Put Wts Nov 2010 B	2010/11/02	2010/11/09
18893	BNP Paribas Arbit Issu B.V. - PetroCh Euro Wts Nov 2010	2010/11/02	2010/11/09
19469	Deutsche Bank AG - BankComm European Warrants Nov 2010	2010/11/02	2010/11/09
19623	SGA Societe Generale Acceptance NV-Minsheng Bank Eu Wt Nov10	2010/11/02	2010/11/09
19855	Merrill Lynch Int'l & Co. C.V. -Hutchison Euro Put Wts Nov10	2010/11/02	2010/11/09
20428	Barclays Bank plc - CNOOC European Put Warrants Nov 2010	2010/11/02	2010/11/09
20586	Barclays Bank plc - A50 China European Warrants Nov 2010 A	2010/11/02	2010/11/09
20590	Barclays Bank plc - A50 China European Put Warrants Nov 2010	2010/11/02	2010/11/09
20679	HK Bank - KECL European Warrants Nov 2010	2010/11/02	2010/11/09
20901	HK Bank - HKEx European Warrants Nov 2010	2010/11/02	2010/11/09
21093	SGA Societe Generale Acceptance N.V.-Angang Steel Eu Wt Nov10	2010/11/02	2010/11/09
21149	Merrill Lynch Int'l & Co. C.V. - JX Copper Euro Put Wt Nov10	2010/11/02	2010/11/09
21205	HK Bank - Dongfeng Motor European Warrants Nov 2010	2010/11/02	2010/11/09
21735	BNP Paribas Arbit Issu B.V. - Chi Res Land Euro Wts Nov 10	2010/11/02	2010/11/09
21962	Deutsche Bank AG - China Life European Warrants Nov 2010 A	2010/11/02	2010/11/09
21997	SGA Societe Generale Acceptance N.V. - A50 Ch Eu Wt Nov 10B	2010/11/02	2010/11/09
22108	KBC Fin Products Int'l Ltd. - A50 Ch Euro Wts Nov 2010 C	2010/11/02	2010/11/09
22128	BNP Paribas Arbit Issu B.V. - ICBC European Wts Nov 2010 B	2010/11/02	2010/11/09
22132	KBC Fin Products Int'l Ltd. - Ch Mobile Euro Wt Nov 2010	2010/11/02	2010/11/09
22167	Merrill Lynch Int'l & Co. C.V. - China Life Eu Wt Nov 2010 C	2010/11/02	2010/11/09
22288	Merrill Lynch Int'l & Co. C.V. - Ch Overseas Eur Wt Nov 10A	2010/11/02	2010/11/09
22333	SGA Societe Generale Acceptance N.V.-Country Gdn Eu Wt Nov10	2010/11/02	2010/11/09
22377	Deutsche Bank AG - HSBC European Warrants Nov 2010 C	2010/11/02	2010/11/09
22370	Merrill Lynch Int'l & Co. C.V. - Ch Mobile Eur Wt Nov 2010 B	2010/11/02	2010/11/09
22368	Merrill Lynch Int'l & Co. C.V. - ICBC European Wts Nov 2010B	2010/11/02	2010/11/09
22415	Barclays Bank plc - China Mobile European Put Wts Nov 2010	2010/11/02	2010/11/09
22402	Macquarie Bank Ltd. - ICBC European Warrants Nov 2010	2010/11/02	2010/11/09
22406	Macquarie Bank Ltd. - ICBC European Put Warrants Nov 2010	2010/11/02	2010/11/09
22395	RB of Scotland N.V. - Jiangxi Copper European Wts Nov 2010	2010/11/02	2010/11/09
22450	Credit Suisse AG - Ch LongYuan European Warrants Nov 2010 B	2010/11/02	2010/11/09
22455	Credit Suisse AG - Minsheng Bank European Warrants Nov 2010	2010/11/02	2010/11/09
22453	Credit Suisse AG - CNBM European Warrants Nov 2010	2010/11/02	2010/11/09
22454	Credit Suisse AG - MCC European Warrants Nov 2010	2010/11/02	2010/11/09
22452	KBC Fin Products Int'l Ltd. - ICBC European Wts Nov 2010	2010/11/02	2010/11/09
22436	UBS AG - BOCL European Warrants Nov 2010 A	2010/11/02	2010/11/09
22443	UBS AG - China Life European Warrants Nov 2010 A	2010/11/02	2010/11/09
22440	UBS AG - ICBC European Warrants Nov 2010 A	2010/11/02	2010/11/09
22481	Deutsche Bank AG - Ch LongYuan European Warrants Nov 2010	2010/11/02	2010/11/09
22472	Deutsche Bank AG - China Mobile European Warrants Nov 2010	2010/11/02	2010/11/09

## List of expired derivative warrants, 2010 (continued)

Code	Warrant	Last trading date	Delisted date
22457	HK Bank - Geely Auto European Warrants Nov 2010	2010/11/02	2010/11/09
22468	SGA Societe Generale Acceptance N.V. - CLife Eu Wt Nov 2010	2010/11/02	2010/11/09
22895	Deutsche Bank AG - Tencent Holdings European Warrants Nov10A	2010/11/02	2010/11/09
22989	Credit Suisse AG - Tencent Holdings European Wts Nov 2010 A	2010/11/02	2010/11/09
23072	SGA Societe Generale Acceptance N.V. - CCB Eur Wt Nov 2010 A	2010/11/02	2010/11/09
23081	SGA Societe Generale Acceptance N.V. - ICBC Eu Wt Nov 2010 A	2010/11/02	2010/11/09
23143	Credit Suisse AG - Tencent Holdings European Put Wts Nov 10	2010/11/02	2010/11/09
23146	UBS AG - Tencent Holdings European Put Warrants Nov 2010	2010/11/02	2010/11/09
23201	CC Rabobank B.A. - China Life European Warrants Nov 2010 C	2010/11/02	2010/11/09
23277	Credit Suisse AG - Hutchison European Warrants Nov 2010	2010/11/02	2010/11/09
23279	Credit Suisse AG - Jiangxi Copper European Wts Nov 2010 C	2010/11/02	2010/11/09
23254	CC Rabobank B.A. - BOCL European Warrants Nov 2010	2010/11/02	2010/11/09
23257	CC Rabobank B.A. - Hutchison European Warrants Nov 2010	2010/11/02	2010/11/09
23314	CC Rabobank B.A. - China Life European Put Warrants Nov 2010	2010/11/02	2010/11/09
23320	UBS AG - Hutchison European Warrants Nov 2010	2010/11/02	2010/11/09
23341	KBC Fin Products Int'l Ltd. - HSBC European Wts Nov 2010 C	2010/11/02	2010/11/09
23515	SGA Societe Generale Acceptance N.V. - BOCL Eu Wt Nov 2010 D	2010/11/02	2010/11/09
23628	SGA Societe Generale Acceptance N.V. - CP&CC Eur Wt Nov 10B	2010/11/02	2010/11/09
23703	HK Bank - BOCL European Warrants Nov 2010	2010/11/02	2010/11/09
23795	Deutsche Bank AG - CPIC European Warrants Nov 2010	2010/11/02	2010/11/09
23893	Credit Suisse AG - HSBC European Wts Nov 2010 E	2010/11/02	2010/11/09
19906	J P Morgan SP BV - China Railway European Warrants Nov 2010	2010/11/04	2010/11/11
21060	SGA Societe Generale Acceptance N.V. - Agile Ppt Eu Wts Nov10	2010/11/04	2010/11/11
22179	SGA Societe Generale Acceptance N.V.-A50 Ch Eu Put Wt Nov 10	2010/11/04	2010/11/11
22484	SGA Societe Generale Acceptance N.V.-ZTE Eu Wt Nov 2010	2010/11/04	2010/11/11
22766	SGA Societe Generale Acceptance N.V. - HWL Eur Wt Nov 2010 A	2010/11/04	2010/11/11
16659	HK Bank - PetroChina European Warrants Nov 2010 A	2010/11/05	2010/11/12
20246	Citigroup Global Mkt H Inc. - Yanzhou Coal European Wt Nov10	2010/11/05	2010/11/12
22485	HK Bank - CC Bank European Warrants Nov 2010 A	2010/11/05	2010/11/12
22486	HK Bank - CC Bank European Warrants Nov 2010 B	2010/11/05	2010/11/12
22504	HK Bank - Fushan Energy European Warrants Nov 2010	2010/11/05	2010/11/12
17479	CC Rabobank B.A. - A50 China European Warrants Nov 2010 A	2010/11/08	2010/11/15
19857	Macquarie Bank Ltd. - KECL European Warrants Nov 2010 A	2010/11/08	2010/11/15
20202	CC Rabobank B.A. - KECL European Warrants Nov 2010	2010/11/08	2010/11/15
22554	J P Morgan SP BV - CC Bank Euro Put Wts Nov 2010	2010/11/08	2010/11/15
22555	J P Morgan SP BV - China Life European Put Warrants Nov 2010	2010/11/08	2010/11/15
22557	J P Morgan SP BV - CPIC European Warrants Nov 2010	2010/11/08	2010/11/15
22558	J P Morgan SP BV - HSBC European Put Warrants Nov 2010 B	2010/11/08	2010/11/15
22567	KBC Fin Products Int'l Ltd. - BOCL European Wts Nov 2010 A	2010/11/08	2010/11/15
22568	KBC Fin Products Int'l Ltd. - BOCL European Wts Nov 2010 B	2010/11/08	2010/11/15
22573	KBC Fin Products Int'l Ltd. - China Overseas Eu Put Wt Nov10	2010/11/08	2010/11/15
22550	Macquarie Bank Ltd. - Geely Auto European Warrants Nov 2010	2010/11/08	2010/11/15
24091	Credit Suisse AG - China Life European Warrants Nov 10A	2010/11/08	2010/11/15
26178	HK Bank - Sinopec Corp European Warrants Oct 2015	2010/11/12	2010/11/15
17079	KBC Fin Products Int'l Ltd. - ICBC Euro Put Wts Nov 2010 A	2010/11/09	2010/11/16
17181	Credit Suisse - Jiangxi Copper European Wts Nov 2010 A	2010/11/09	2010/11/16
17695	BNP Paribas Arbit Issu B.V. - Ch Railway Euro Wts Nov 2010	2010/11/09	2010/11/16
17839	Merrill Lynch Int'l & Co. C.V. - CNOOC European Wts Nov 2010	2010/11/09	2010/11/16
18261	Merrill Lynch Int'l & Co. C.V. - Ch Mobile Eu Put Wt Nov 10	2010/11/09	2010/11/16
18369	SGA Societe Generale Acceptance N.V. - CMob Eu Put Wt Nov 10	2010/11/09	2010/11/16
19124	Deutsche Bank AG - Cheung Kong European Warrants Nov 2010	2010/11/09	2010/11/16
19433	KBC Fin Products Int'l Ltd. - A50 Ch Euro Wts Nov 2010 A	2010/11/09	2010/11/16
20468	Macquarie Bank Ltd. - KECL European Warrants Nov 2010 B	2010/11/09	2010/11/16
20622	UBS AG - CNOOC European Warrants Nov 2010 A	2010/11/09	2010/11/16
20879	Macquarie Bank Ltd. - BBMG European Warrants Nov 2010	2010/11/09	2010/11/16
21116	SGA Societe Generale Acceptance N.V. - CNOOC Eu Wt Nov 2010B	2010/11/09	2010/11/16
21096	SGA Societe Generale Acceptance N.V.-Shimao Ppt Eu Wt Nov 10	2010/11/09	2010/11/16
21208	HK Bank - Jiangxi Copper European Warrants Nov 2010	2010/11/09	2010/11/16
21516	KBC Fin Products Int'l Ltd. - BYD European Warrants Nov 2010	2010/11/09	2010/11/16
21551	Deutsche Bank AG - CNOOC European Warrants Nov 2010 A	2010/11/09	2010/11/16
21627	Barclays Bank plc - PetroChina European Warrants Nov 2010	2010/11/09	2010/11/16
21716	Merrill Lynch Int'l & Co. C.V. - Sinopec Euro Wts Nov 2010	2010/11/09	2010/11/16
21790	Credit Suisse AG - A50 China European Put Warrants Nov 2010	2010/11/09	2010/11/16
21981	Credit Suisse AG - PetroChina European Warrants Nov 2010	2010/11/09	2010/11/16
22140	UBS AG - KECL European Warrants Nov 2010	2010/11/09	2010/11/16
22165	Merrill Lynch Int'l & Co. C.V. - China Life Eu Wt Nov 2010 A	2010/11/09	2010/11/16
22175	SGA Societe Generale Acceptance N.V.-Ch Overseas Eu Wt Nov10	2010/11/09	2010/11/16
22220	Merrill Lynch Int'l & Co. C.V. - HSBC Euro Put Wt Nov 2010	2010/11/09	2010/11/16
22255	Citigroup Global Mkt H Inc. - China Coal European Wts Nov 10	2010/11/09	2010/11/16
22342	UBS AG - BYD European Warrants Nov 2010	2010/11/09	2010/11/16
22347	Credit Suisse AG - A50 China European Warrants Nov 2010 B	2010/11/09	2010/11/16
22425	UBS AG - Ch LongYuan European Warrants Nov 2010 B	2010/11/09	2010/11/16
22448	Macquarie Bank Ltd. - Ch LongYuan European Warrants Nov 2010	2010/11/09	2010/11/16
22480	Credit Suisse - Yanzhou Coal European Warrants Nov 2010	2010/11/09	2010/11/16
22495	Credit Suisse AG - CNOOC European Put Warrants Nov 2010	2010/11/09	2010/11/16
22496	Credit Suisse AG - ICBC European Put Warrants Nov 2010	2010/11/09	2010/11/16
22528	Deutsche Bank AG - BYD European Warrants Nov 2010	2010/11/09	2010/11/16
22529	Deutsche Bank AG - China Life European Warrants Nov 2010 B	2010/11/09	2010/11/16
22502	RB of Scotland N.V. - China Life European Put Wts Nov 2010	2010/11/09	2010/11/16
22560	Deutsche Bank AG - BOCL European Warrants Nov 2010 B	2010/11/09	2010/11/16
10966	Deutsche Bank AG - EUR/USD European Put Warrants Nov 2010	2010/11/09	2010/11/16
22564	Deutsche Bank AG - Sinopharm European Warrants Nov 2010	2010/11/09	2010/11/16
22606	Credit Suisse AG - BYD European Warrants Nov 2010	2010/11/09	2010/11/16
22583	HK Bank - Esprit European Warrants Nov 2010	2010/11/09	2010/11/16
22584	HK Bank - HWL European Warrants Nov 2010	2010/11/09	2010/11/16
22585	HK Bank - Maanshan Iron European Warrants Nov 2010	2010/11/09	2010/11/16
22595	KBC Fin Products Int'l Ltd. - CC Bank Euro Put Wts Nov 2010C	2010/11/09	2010/11/16

## List of expired derivative warrants, 2010 (continued)

Code	Warrant	Last trading date	Delisted date
22594	KBC Fin Products Int'l Ltd. - Henderson Land Dev Eu Wt Nov10	2010/11/09	2010/11/16
22597	KBC Fin Products Int'l Ltd. - Henderson Land Eu Put Wt Nov10	2010/11/09	2010/11/16
22592	UBS AG - Sinopec Corp European Warrants Nov 2010	2010/11/09	2010/11/16
22627	BOCI Asia Ltd. - A50 China European Warrants Nov 2010	2010/11/09	2010/11/16
22625	BOCI Asia Ltd. - Mongolia Energy European Warrants Nov 2010	2010/11/09	2010/11/16
22612	SGA Societe Generale Acceptance N.V. - BOCL Eu Wt Nov 2010 B	2010/11/09	2010/11/16
22633	UBS AG - HSBC European Warrants Nov 2010 B	2010/11/09	2010/11/16
22630	UBS AG - Tencent Holdings European Warrants Nov 2010 A	2010/11/09	2010/11/16
22771	UBS AG - BOCL European Warrants Nov 2010 B	2010/11/09	2010/11/16
22861	SGA Societe Generale Acceptance N.V. - HWL Eur Wt Nov 2010 B	2010/11/09	2010/11/16
22947	Nomura Int'l plc - CNOOC European Warrants Nov 2010 B	2010/11/09	2010/11/16
23271	Credit Suisse AG - CC Bank European Warrants Nov 2010 B	2010/11/09	2010/11/16
23275	Credit Suisse AG - HSBC European Wts Nov 2010 B	2010/11/09	2010/11/16
23278	Credit Suisse AG - ICBC European Warrants Nov 2010	2010/11/09	2010/11/16
23406	Credit Suisse AG - China Coal European Warrants Nov 2010 B	2010/11/09	2010/11/16
23457	CC Rabobank B.A. - China Tel European Warrants Nov 2010	2010/11/09	2010/11/16
23586	Credit Suisse AG - CPIC European Warrants Nov 2010 B	2010/11/09	2010/11/16
23584	UBS AG - CPIC European Warrants Nov 2010	2010/11/09	2010/11/16
23643	SGA Societe Generale Acceptance N.V. - ICBC Eu Wt Nov 2010 C	2010/11/09	2010/11/16
23747	Credit Suisse AG - HSBC European Put Warrants Nov 2010 D	2010/11/09	2010/11/16
24150	SGA Societe Generale Acceptance N.V. - Tencent Eu Wt Nov10C	2010/11/09	2010/11/16
17956	CC Rabobank B.A. - HKEx European Warrants Nov 2010	2010/11/10	2010/11/17
16121	CC Rabobank B.A. - China Railway European Wts Nov 2010	2010/11/11	2010/11/18
21699	SGA Societe Generale Acceptance N.V. - Tencent Eu Wt Nov10A	2010/11/11	2010/11/18
21840	CC Rabobank B.A. - Shui On Land European Warrants Nov 2010	2010/11/11	2010/11/18
22553	Macquarie Bank Ltd. - ZTE European Warrants Nov 2010	2010/11/11	2010/11/18
22613	SGA Societe Generale Acceptance N.V. - BOCL Eu Wt Nov 2010 C	2010/11/11	2010/11/18
23034	RB of Scotland N.V. - China Life European Wts Nov 2010 C	2010/11/11	2010/11/18
20128	HK Bank - Zijin Mining European Warrants Nov 2010	2010/11/12	2010/11/19
20896	HK Bank - R&F Ppt European Warrants Nov 2010	2010/11/12	2010/11/19
22399	Macquarie Bank Ltd. - China Coal European Warrants Nov 2010	2010/11/12	2010/11/19
22488	BNP Paribas Arbit Issu B.V. - Ch LongYuan Euro Wts Nov10B	2010/11/12	2010/11/19
22699	J P Morgan SP BV - Angang Steel European Warrants Nov 2010	2010/11/12	2010/11/19
22700	J P Morgan SP BV - China Coal European Warrants Nov 2010	2010/11/12	2010/11/19
22701	J P Morgan SP BV - China Life European Warrants Nov 2010	2010/11/12	2010/11/19
22702	J P Morgan SP BV - Sinopec Corp European Warrants Nov 2010	2010/11/12	2010/11/19
22703	J P Morgan SP BV - Chi Res Land European Warrants Nov 2010	2010/11/12	2010/11/19
23319	UBS AG - CC Bank European Warrants Nov 2010 A	2010/11/12	2010/11/19
20398	Citigroup Global Mkt H Inc. - BOCL European Wts Nov 2010	2010/11/15	2010/11/22
21126	Macquarie Bank Ltd. - Zijin Mining European Wts Nov 2010	2010/11/15	2010/11/22
22744	Macquarie Bank Ltd. - Sh Petrochem European Wts Nov 2010	2010/11/15	2010/11/22
17072	BNP Paribas Arbit Issu B.V. - CNOOC European Wts Nov 2010	2010/11/16	2010/11/23
18032	Merrill Lynch Int'l & Co. C.V. - HS Bank Euro Wts Nov 2010	2010/11/16	2010/11/23
18948	Citigroup Global Mkt H Inc. - Ch Comm Cons Euro Wts Nov 2010	2010/11/16	2010/11/23
19114	BNP Paribas Arbit Issu B.V. - Cheung Kong Euro Wts Nov10 A	2010/11/16	2010/11/23
19256	BNP Paribas Arbit Issu B.V. - A50 China Euro Wts Nov 2010 A	2010/11/16	2010/11/23
19457	Citigroup Global Mkt H Inc. - BYD European Warrants Nov 2010	2010/11/16	2010/11/23
19461	Citigroup Global Mkt H Inc. - CNOOC European Wts Nov 2010	2010/11/16	2010/11/23
19811	CC Rabobank B.A. - A50 China European Warrants Nov 2010 B	2010/11/16	2010/11/23
19985	SGA Societe Generale Acceptance N.V. - KECL Euro Wts Nov 10	2010/11/16	2010/11/23
20077	KBC Fin Products Int'l Ltd. - Sinopec Corp Eu Put Wt Nov 10	2010/11/16	2010/11/23
20086	SGA Societe Generale Acceptance N.V. - BOCL Eu Wt Nov 2010 A	2010/11/16	2010/11/23
20225	CC Rabobank B.A. - CNOOC European Warrants Nov 2010 B	2010/11/16	2010/11/23
20528	J P Morgan SP BV - CHALCO European Warrants Nov 2010 A	2010/11/16	2010/11/23
20580	Barclays Bank plc - Shimao Ppt European Warrants Nov 2010	2010/11/16	2010/11/23
21148	Merrill Lynch Int'l & Co. C.V. - HSBC Euro Wts Nov 2010 B	2010/11/16	2010/11/23
21267	SGA Societe Generale Acceptance N.V.-Chi Res Land Eu Wt Nov10	2010/11/16	2010/11/23
21392	HK Bank - SHK Ppt European Warrants Nov 2010	2010/11/16	2010/11/23
21430	SGA Societe Generale Acceptance N.V. - CCoal Eur Wt Nov 2010	2010/11/16	2010/11/23
21491	KBC Fin Products Int'l Ltd. - A50 Ch Euro Wts Nov 2010 B	2010/11/16	2010/11/23
21579	SGA Societe Generale Acceptance N.V.-Nine Dragons Eu Wt Nov10	2010/11/16	2010/11/23
21715	Merrill Lynch Int'l & Co. C.V. - BOCL European Put Wts Nov10	2010/11/16	2010/11/23
21724	SGA Societe Generale Acceptance N.V. - A50 Ch Eu Wt Nov 10A	2010/11/16	2010/11/23
21917	UBS AG - A50 China European Warrants Nov 2010 A	2010/11/16	2010/11/23
22177	SGA Societe Generale Acceptance N.V. - Dongfeng Eu Wt Nov 10	2010/11/16	2010/11/23
22212	Credit Suisse AG - CPIC European Warrants Nov 2010 A	2010/11/16	2010/11/23
22284	BNP Paribas Arbit Issu B.V. - A50 China Euro Wts Nov 2010 B	2010/11/16	2010/11/23
22286	UBS AG - Ch LongYuan European Warrants Nov 2010 A	2010/11/16	2010/11/23
22294	Merrill Lynch Int'l & Co. C.V.-Ch Overseas Eur Put Wts Nov10	2010/11/16	2010/11/23
22295	Merrill Lynch Int'l & Co. C.V. - Sinopec Eu Put Wts Nov 10B	2010/11/16	2010/11/23
22343	Credit Suisse AG - A50 China European Warrants Nov 2010 A	2010/11/16	2010/11/23
22387	Credit Suisse - Shanghai Electric European Warrants Nov 2010	2010/11/16	2010/11/23
22379	Deutsche Bank AG - A50 China European Warrants Nov 2010	2010/11/16	2010/11/23
22357	Merrill Lynch Int'l & Co. C.V. - Ch Telecom Eur Wt Nov 2010	2010/11/16	2010/11/23
22367	Merrill Lynch Int'l & Co. C.V. - ICBC European Wts Nov 2010A	2010/11/16	2010/11/23
22361	Merrill Lynch Int'l & Co. C.V. - Tencent European Wts Nov 10	2010/11/16	2010/11/23
22416	Barclays Bank plc - China Shenhua European Warrants Nov 2010	2010/11/16	2010/11/23
22398	HK Bank - Henganintl European Warrants Nov 2010	2010/11/16	2010/11/23
22479	Credit Suisse AG - China Coal European Warrants Nov 2010 A	2010/11/16	2010/11/23
22477	UBS AG - A50 China European Warrants Nov 2010 B	2010/11/16	2010/11/23
22514	Barclays Bank plc - A50 China European Warrants Nov 2010 B	2010/11/16	2010/11/23
22527	CC Rabobank B.A. - A50 China European Warrants Nov 2010 C	2010/11/16	2010/11/23
22541	SGA Societe Generale Acceptance N.V. - Ch Mob Eu Wt Nov2010A	2010/11/16	2010/11/23
22542	SGA Societe Generale Acceptance N.V. - CP&CC Eur Wt Nov2010A	2010/11/16	2010/11/23
22602	Deutsche Bank AG - CC Bank European Warrants Nov 2010 A	2010/11/16	2010/11/23
22705	Deutsche Bank AG - Sands China European Warrants Nov 2010	2010/11/16	2010/11/23
22707	Deutsche Bank AG - Wynn Macau European Warrants Nov 2010	2010/11/16	2010/11/23

## List of expired derivative warrants, 2010 (continued)

Code	Warrant	Last trading date	Delisted date
22752	Macquarie Bank Ltd. - Country Garden European Warrants Nov10	2010/11/16	2010/11/23
22753	Macquarie Bank Ltd. - Franshion PPT European Warrants Nov 10	2010/11/16	2010/11/23
22750	Macquarie Bank Ltd. - China Mengniu European Wts Nov 2010	2010/11/16	2010/11/23
22758	RB of Scotland N.V. - China Life European Wts Nov 2010 B	2010/11/16	2010/11/23
22792	Barclays Bank plc - CNOOC European Warrants Nov 2010 B	2010/11/16	2010/11/23
22976	UBS AG - HSBC European Put Warrants Nov 2010	2010/11/16	2010/11/23
23138	Credit Suisse AG - Tencent Holdings European Wts Nov 2010 B	2010/11/16	2010/11/23
23141	RB of Scotland N.V. - Tencent Holdings European Wts Nov 10C	2010/11/16	2010/11/23
23142	UBS AG - Tencent Holdings European Warrants Nov 2010 B	2010/11/16	2010/11/23
23162	Deutsche Bank AG - Tencent Holdings European Warrants Nov10C	2010/11/16	2010/11/23
23213	SGA Societe Generale Acceptance N.V. - Tencent Eu Wt Nov 10B	2010/11/16	2010/11/23
23255	CC Rabobank B.A. - CC Bank European Warrants Nov 2010	2010/11/16	2010/11/23
23298	Nomura Int'l plc - A50 China European Warrants Nov 2010	2010/11/16	2010/11/23
23350	Deutsche Bank AG - HSBC European Warrants Nov 2010 D	2010/11/16	2010/11/23
23538	SGA Societe Generale Acceptance N.V. - HSBC Eu Wt Nov 2010 D	2010/11/16	2010/11/23
23578	UBS AG - ICBC European Warrants Nov 2010 B	2010/11/16	2010/11/23
23652	Deutsche Bank AG - Sinopec Corp European Warrants Nov 2010	2010/11/16	2010/11/23
23630	SGA Societe Generale Acceptance N.V. - CTel Eu Wt Nov 2010 A	2010/11/16	2010/11/23
23728	UBS AG - BOCL European Warrants Nov 2010 C	2010/11/16	2010/11/23
23869	SGA Societe Generale Acceptance N.V. - CCB Eur Wt Nov 2010 C	2010/11/16	2010/11/23
23940	KBC Fin Products Int'l Ltd. - HSBC European Wts Nov 2010 D	2010/11/16	2010/11/23
24276	Deutsche Bank AG - China Life European Warrants Nov 2010 C	2010/11/16	2010/11/23
24277	Deutsche Bank AG - ICBC European Warrants Nov 2010 B	2010/11/16	2010/11/23
24278	Deutsche Bank AG - ICBC European Warrants Nov 2010 C	2010/11/16	2010/11/23
22372	Merrill Lynch Int'l & Co. C.V. - ICBC European Put Wts Nov10	2010/11/17	2010/11/24
22359	Merrill Lynch Int'l & Co. C.V. - PetroChina Eu Put Wt Nov 10	2010/11/17	2010/11/24
22598	KBC Fin Products Int'l Ltd. - HSBC Euro Put Wts Nov 2010 B	2010/11/17	2010/11/24
24226	Macquarie Bank Ltd. - Sinopec Corp European Wts Nov 2010	2010/11/17	2010/11/24
20764	KBC Fin Products Int'l Ltd.-Ch COSCO European Warrants Nov10	2010/11/18	2010/11/25
21931	HK Bank - China COSCO European Warrants Nov 2010	2010/11/18	2010/11/25
22203	SGA Societe Generale Acceptance N.V. - WISE CSI Eu Wts Nov10	2010/11/18	2010/11/25
22214	Merrill Lynch Int'l & Co. C.V. - HSBC Euro Wts Nov 2010 C	2010/11/18	2010/11/25
22247	SGA Societe Generale Acceptance N.V.-WISE CSI Eu Put Wt Nov10	2010/11/18	2010/11/25
22666	BOCI Asia Ltd. - China Life European Warrants Nov 2010	2010/11/18	2010/11/25
22686	Nomura Int'l plc - Ch LongYuan European Warrants Nov 2010	2010/11/18	2010/11/25
22751	Macquarie Bank Ltd. - China Overseas European Wts Nov 2010	2010/11/18	2010/11/25
23485	HK Bank - PetroChina European Warrants Nov 2010 B	2010/11/18	2010/11/25
23921	SGA Societe Generale Acceptance N.V. - CTel Eu Wt Nov 2010 B	2010/11/18	2010/11/25
24372	Credit Suisse AG - Sinopec Corp European Warrants Nov 2010	2010/11/18	2010/11/25
19474	HK Bank - China Overseas European Warrants Nov 2010	2010/11/19	2010/11/26
19476	HK Bank - China Shenhua European Warrants Nov 2010 A	2010/11/19	2010/11/26
19598	HK Bank - Cathay Pacific European Warrants Nov 2010	2010/11/19	2010/11/26
22209	Credit Suisse AG - Ch LongYuan European Warrants Nov 2010 A	2010/11/19	2010/11/26
22506	HK Bank - ICBC European Warrants Nov 2010	2010/11/19	2010/11/26
22577	BNP Paribas Arbit Issu B.V. - HSBC European Wts Nov 2010 B	2010/11/19	2010/11/26
23102	RB of Scotland N.V. - Tencent Holdings European Wts Nov 10B	2010/11/19	2010/11/26
23109	BNP Paribas Arbit Issu B.V. - Tencent Holdings Eu Wts Nov 10	2010/11/19	2010/11/26
23135	CC Rabobank B.A. - Tencent Holdings European Wts Nov 2010	2010/11/19	2010/11/26
23204	CC Rabobank B.A. - Geely Auto European Warrants Nov 2010	2010/11/19	2010/11/26
19233	Standard Bank PLC - China Coal European Warrants Nov 2010	2010/11/22	2010/11/29
19357	HK Bank - China Coal European Warrants Nov 2010	2010/11/22	2010/11/29
21428	Macquarie Bank Ltd. - BYD European Warrants Nov 2010	2010/11/22	2010/11/29
22930	HK Bank - Tencent European Warrants Nov 2010	2010/11/22	2010/11/29
15359	Goldman Sachs SP (Asia) - PetroChina European Wts Nov 2010	2010/11/23	2010/11/30
15868	UBS AG - Belle Int'l European Warrants Nov 2010	2010/11/23	2010/11/30
17195	UBS AG - SHK Ppt European Warrants Nov 2010	2010/11/23	2010/11/30
17862	J P Morgan SP BV - Tencent European Warrants Nov 2010	2010/11/23	2010/11/30
18264	Merrill Lynch Int'l & Co. C.V.-Sinopec Eu Put Warrants Nov10A	2010/11/23	2010/11/30
18266	UBS AG - HSBC European Warrants Nov 2010 A	2010/11/23	2010/11/30
18581	Merrill Lynch Int'l & Co. C.V. - HSBC Euro Wts Nov 2010 A	2010/11/23	2010/11/30
18640	Deutsche Bank AG - HSBC European Warrants Nov 2010 B	2010/11/23	2010/11/30
18658	Macquarie Bank Ltd. - Cheung Kong European Warrants Nov 2010	2010/11/23	2010/11/30
18715	Barclays Bank plc - HSI European Put Warrants Nov 2010 A	2010/11/23	2010/11/30
18786	Citigroup Global Mkt H Inc. - Hutchison Euro Wts Nov 2010	2010/11/23	2010/11/30
18884	UBS AG - China Mobile European Warrants Nov 2010	2010/11/23	2010/11/30
18945	Citigroup Global Mkt H Inc. - CHALCO European Warrants Nov10	2010/11/23	2010/11/30
18947	Citigroup Global Mkt H Inc. - Cheung Kong Euro Wts Nov 2010	2010/11/23	2010/11/30
19009	Credit Suisse - Cheung Kong European Warrants Nov 2010	2010/11/23	2010/11/30
19067	Deutsche Bank AG - PetroChina European Warrants Nov 2010	2010/11/23	2010/11/30
19980	Credit Suisse AG - HSBC European Wts Nov 2010 A	2010/11/23	2010/11/30
20122	J P Morgan SP BV - Pacific Basin European Warrants Nov 2010	2010/11/23	2010/11/30
20197	J P Morgan SP BV - HSBC European Put Warrants Nov 2010 A	2010/11/23	2010/11/30
20205	CC Rabobank B.A. - Pacific Basin European Warrants Nov 2010	2010/11/23	2010/11/30
20570	BOCI Asia Ltd. - Foxconn European Warrants Nov 2010	2010/11/23	2010/11/30
20635	J P Morgan SP BV - A50 China European Warrants Nov 2010 A	2010/11/23	2010/11/30
20948	Barclays Bank plc - CC Bank European Warrants Nov 2010	2010/11/23	2010/11/30
21074	J P Morgan SP BV - A50 China European Warrants Nov 2010 B	2010/11/23	2010/11/30
21219	Credit Suisse AG - ChiUnicom European Warrants Nov 2010	2010/11/23	2010/11/30
21243	Goldman Sachs SP (Asia) - HKEx European Warrants Nov 2010	2010/11/23	2010/11/30
21202	HK Bank - Chi Res Land European Warrants Nov 2010	2010/11/23	2010/11/30
21227	CC Rabobank B.A. - ChiUnicom European Warrants Nov 2010	2010/11/23	2010/11/30
21286	CC Rabobank B.A. - Belle Int'l European Warrants Nov 2010	2010/11/23	2010/11/30
21327	Barclays Bank plc - ChiUnicom European Warrants Nov 2010	2010/11/23	2010/11/30
21338	Macquarie Bank Ltd. - Ju Teng Intl European Warrants Nov 10	2010/11/23	2010/11/30
21442	CC Rabobank B.A. - HSBC European Warrants Nov 2010 B	2010/11/23	2010/11/30
21443	CC Rabobank B.A. - HSBC European Warrants Nov 2010 C	2010/11/23	2010/11/30
21476	CC Rabobank B.A. - Agile Ppt European Warrants Nov 2010	2010/11/23	2010/11/30



## List of expired derivative warrants, 2010 (continued)

Code	Warrant	Last trading date	Delisted date
21587	J P Morgan SP BV - China Tel European Warrants Nov 2010	2010/11/23	2010/11/30
21595	CC Rabobank B.A. - Poly HK Inv European Warrants Nov 2010	2010/11/23	2010/11/30
21647	Macquarie Bank Ltd. - Agile Ppt European Warrants Nov 2010	2010/11/23	2010/11/30
21664	UBS AG - China Unicom European Warrants Nov 2010	2010/11/23	2010/11/30
21938	Deutsche Bank AG - BYD European Put Warrants Nov 2010	2010/11/23	2010/11/30
21937	Deutsche Bank AG - HSI European Put Warrants Nov 2010 A	2010/11/23	2010/11/30
21980	Credit Suisse AG - Jiangxi Copper European Wts Nov 2010 B	2010/11/23	2010/11/30
21996	SGA Societe Generale Acceptance N.V. - CNOOC Eu Wt Nov 2010C	2010/11/23	2010/11/30
22051	Goldman Sachs SP (Asia) - BOCL European Warrants Nov 2010 A	2010/11/23	2010/11/30
22054	Goldman Sachs SP (Asia) - China Life Euro Wts Nov 2010 A	2010/11/23	2010/11/30
22042	KBC Fin Products Int'l Ltd. - HSI Euro Put Wts Nov 2010 A	2010/11/23	2010/11/30
22043	KBC Fin Products Int'l Ltd. - HSI Euro Put Wts Nov 2010 B	2010/11/23	2010/11/30
22069	Goldman Sachs SP (Asia) - CC Bank European Wts Nov 2010	2010/11/23	2010/11/30
22092	CC Rabobank B.A. - Ting Yi European Warrants Nov 2010	2010/11/23	2010/11/30
22145	RB of Scotland N.V. - CNOOC European Warrants Nov 2010	2010/11/23	2010/11/30
22204	RB of Scotland N.V. - A50 China European Warrants Nov 2010	2010/11/23	2010/11/30
22242	Credit Suisse AG - China COSCO European Warrants Nov 2010	2010/11/23	2010/11/30
22280	BOCI Asia Ltd. - Dongfeng Motor European Warrants Nov 2010	2010/11/23	2010/11/30
22245	Merrill Lynch Int'l & Co. C.V. -HSI European Warrants Nov10A	2010/11/23	2010/11/30
22302	Macquarie Bank Ltd. - A50 China European Warrants Nov 2010	2010/11/23	2010/11/30
22334	SGA Societe Generale Acceptance N.V.-Renhe Comm Eu Wts Nov10	2010/11/23	2010/11/30
22350	Credit Suisse AG - HSBC European Put Warrants Nov 2010 C	2010/11/23	2010/11/30
22385	Credit Suisse AG - Chi Res Land European Warrants Nov 2010	2010/11/23	2010/11/30
22386	Credit Suisse AG - Henganintl European Warrants Nov 2010	2010/11/23	2010/11/30
22392	Deutsche Bank AG - HSI European Put Warrants Nov 2010 B	2010/11/23	2010/11/30
22366	Merrill Lynch Int'l & Co. C.V. - BOCL European Wts Nov 2010	2010/11/23	2010/11/30
22417	Barclays Bank plc - CPIC European Warrants Nov 2010	2010/11/23	2010/11/30
22419	Barclays Bank plc - HSI European Warrants Nov 2010 C	2010/11/23	2010/11/30
22423	Barclays Bank plc - HSI European Put Warrants Nov 2010 B	2010/11/23	2010/11/30
22435	KBC Fin Products Int'l Ltd. - HSI Euro Put Wts Nov 2010 C	2010/11/23	2010/11/30
22400	Macquarie Bank Ltd. - CPIC European Warrants Nov 2010	2010/11/23	2010/11/30
22405	Macquarie Bank Ltd. - Shui On Land European Warrants Nov 10	2010/11/23	2010/11/30
22463	SGA Societe Generale Acceptance N.V. - HSI Eu Put Wt Nov 10A	2010/11/23	2010/11/30
22519	Barclays Bank plc - CITBK European Warrants Nov 2010	2010/11/23	2010/11/30
22509	Barclays Bank plc - HSI European Warrants Nov 2010 D	2010/11/23	2010/11/30
22513	Barclays Bank plc - HSI European Put Warrants Nov 2010 E	2010/11/23	2010/11/30
22523	Barclays Bank plc - ICBC European Warrants Nov 2010	2010/11/23	2010/11/30
22565	Deutsche Bank AG - HSI European Warrants Nov 2010 E	2010/11/23	2010/11/30
22537	RB of Scotland N.V. - HSI European Warrants Nov 2010 C	2010/11/23	2010/11/30
22600	KBC Fin Products Int'l Ltd. - HSI Euro Put Wts Nov 2010 D	2010/11/23	2010/11/30
22601	KBC Fin Products Int'l Ltd. - HSI Euro Put Wts Nov 2010 E	2010/11/23	2010/11/30
22580	Macquarie Bank Ltd. - HSI European Put Warrants Nov 2010 A	2010/11/23	2010/11/30
22637	BNP Paribas Arbit Issu B.V. - Ch Mobile Euro Wts Nov 2010	2010/11/23	2010/11/30
22639	BNP Paribas Arbit Issu B.V. - HSBC European Wts Nov 2010 C	2010/11/23	2010/11/30
22654	BNP Paribas Arbit Issu B.V. - HSI Euro Put Wts Nov 2010 C	2010/11/23	2010/11/30
22645	BNP Paribas Arbit Issu B.V. - HSI European Wts Nov 2010 A	2010/11/23	2010/11/30
22646	BNP Paribas Arbit Issu B.V. - HSI European Wts Nov 2010 B	2010/11/23	2010/11/30
22624	RB of Scotland N.V. - Tencent Holdings European Wts Nov 10A	2010/11/23	2010/11/30
22662	BOCI Asia Ltd. - HSI European Put Warrants Nov 2010	2010/11/23	2010/11/30
22672	CC Rabobank B.A. - Angang Steel European Warrants Nov 2010	2010/11/23	2010/11/30
22673	CC Rabobank B.A. - China EB Ltd European Warrants Nov 2010	2010/11/23	2010/11/30
22674	CC Rabobank B.A. - China Life European Warrants Nov 2010 A	2010/11/23	2010/11/30
22676	CC Rabobank B.A. - China Ship Dev European Warrants Nov 2010	2010/11/23	2010/11/30
22670	CC Rabobank B.A. - HSI European Warrants Nov 2010 A	2010/11/23	2010/11/30
22671	CC Rabobank B.A. - HSI European Warrants Nov 2010 B	2010/11/23	2010/11/30
22677	CC Rabobank B.A. - ENN Energy European Warrants Nov 2010	2010/11/23	2010/11/30
22659	SGA Societe Generale Acceptance N.V. - HSI Eu Put Wt Nov 10B	2010/11/23	2010/11/30
22708	KBC Fin Products Int'l Ltd. - HSCEI Euro Wts Nov 2010	2010/11/23	2010/11/30
22713	KBC Fin Products Int'l Ltd. - HSCEI Euro Put Wts Nov 2010	2010/11/23	2010/11/30
22710	KBC Fin Products Int'l Ltd. - HSI European Wts Nov 2010 F	2010/11/23	2010/11/30
22711	KBC Fin Products Int'l Ltd. - HSI European Wts Nov 2010 G	2010/11/23	2010/11/30
22743	UBS AG - China Life European Warrants Nov 2010 B	2010/11/23	2010/11/30
22725	UBS AG - HSI European Warrants Nov 2010 A	2010/11/23	2010/11/30
22742	UBS AG - HSI European Warrants Nov 2010 B	2010/11/23	2010/11/30
22756	Deutsche Bank AG - China Shenhua European Warrants Nov 2010	2010/11/23	2010/11/30
22761	Goldman Sachs SP (Asia) - China Mobile Euro Wts Nov 2010	2010/11/23	2010/11/30
22765	Goldman Sachs SP (Asia) - China Life Euro Wts Nov 2010 B	2010/11/23	2010/11/30
22775	UBS AG - HSI European Put Warrants Nov 2010 C	2010/11/23	2010/11/30
22776	UBS AG - HSI European Put Warrants Nov 2010 D	2010/11/23	2010/11/30
22773	UBS AG - SPDR Gold Trust European Warrants Nov 2010	2010/11/23	2010/11/30
22785	Deutsche Bank AG - HSI European Put Warrants Nov 2010 C	2010/11/23	2010/11/30
22786	Deutsche Bank AG - HSI European Put Warrants Nov 2010 D	2010/11/23	2010/11/30
22787	Goldman Sachs SP (Asia) - HSI European Warrants Nov 2010 A	2010/11/23	2010/11/30
22788	Goldman Sachs SP (Asia) - HSI European Warrants Nov 2010 B	2010/11/23	2010/11/30
22789	Goldman Sachs SP (Asia) - HSI European Warrants Nov 2010 C	2010/11/23	2010/11/30
22790	Goldman Sachs SP (Asia) - HSI European Warrants Nov 2010 D	2010/11/23	2010/11/30
22791	Goldman Sachs SP (Asia) - HSI European Warrants Nov 2010 E	2010/11/23	2010/11/30
22795	Goldman Sachs SP (Asia) - HSI European Put Wts Nov 2010 F	2010/11/23	2010/11/30
22796	Goldman Sachs SP (Asia) - HSI European Put Wts Nov 2010 G	2010/11/23	2010/11/30
22797	Goldman Sachs SP (Asia) - HSI European Put Wts Nov 2010 H	2010/11/23	2010/11/30
22798	Goldman Sachs SP (Asia) - HSI European Put Wts Nov 2010 I	2010/11/23	2010/11/30
22799	Goldman Sachs SP (Asia) - HSI European Put Wts Nov 2010 J	2010/11/23	2010/11/30
22817	Barclays Bank plc - HSI European Warrants Nov 2010 F	2010/11/23	2010/11/30
22818	Barclays Bank plc - HSI European Warrants Nov 2010 G	2010/11/23	2010/11/30
22822	Barclays Bank plc - HSI European Put Warrants Nov 2010 H	2010/11/23	2010/11/30
22823	Barclays Bank plc - HSI European Put Warrants Nov 2010 I	2010/11/23	2010/11/30
22834	Credit Suisse AG - China Tel European Warrants Nov 2010	2010/11/23	2010/11/30

## List of expired derivative warrants, 2010 (continued)

Code	Warrant	Last trading date	Delisted date
22835	Credit Suisse AG - China Shenhua European Warrants Nov 2010	2010/11/23	2010/11/30
22837	Credit Suisse AG - KECL European Warrants Nov 2010	2010/11/23	2010/11/30
22827	Goldman Sachs SP (Asia) - A50 China European Wts Nov 2010 B	2010/11/23	2010/11/30
22802	RB of Scotland N.V. - HSI European Put Warrants Nov 2010 A	2010/11/23	2010/11/30
22803	RB of Scotland N.V. - HSI European Put Warrants Nov 2010 B	2010/11/23	2010/11/30
22821	UBS AG - Alibaba European Warrants Nov 2010	2010/11/23	2010/11/30
22824	UBS AG - HSI European Warrants Nov 2010 E	2010/11/23	2010/11/30
22844	HK Bank - CITIC Bank European Warrants Nov 2010	2010/11/23	2010/11/30
22846	HK Bank - China Shenhua European Warrants Nov 2010 B	2010/11/23	2010/11/30
22847	HK Bank - ZTE European Warrants Nov 2010	2010/11/23	2010/11/30
22848	SGA Societe Generale Acceptance N.V. - BYD Euro Wts Nov 2010	2010/11/23	2010/11/30
22860	SGA Societe Generale Acceptance N.V. - CITBK Euro Wt Nov 10	2010/11/23	2010/11/30
22862	SGA Societe Generale Acceptance N.V. - HSI Eur Wt Nov 2010 C	2010/11/23	2010/11/30
22863	SGA Societe Generale Acceptance N.V. - HSI Eur Wt Nov 2010 D	2010/11/23	2010/11/30
22858	UBS AG - Geely Auto European Warrants Nov 2010	2010/11/23	2010/11/30
22885	Goldman Sachs SP (Asia) - BOCL European Warrants Nov 2010 B	2010/11/23	2010/11/30
22882	Goldman Sachs SP (Asia) - HSI European Put Wts Nov 2010 K	2010/11/23	2010/11/30
22873	Goldman Sachs SP (Asia) - Tencent Holdings European Wt Nov10	2010/11/23	2010/11/30
22869	HK Bank - HSI European Put Warrants Nov 2010 A	2010/11/23	2010/11/30
22870	HK Bank - HSI European Put Warrants Nov 2010 B	2010/11/23	2010/11/30
22924	SGA Societe Generale Acceptance N.V. - HSI Eur Wt Nov 2010 E	2010/11/23	2010/11/30
22925	SGA Societe Generale Acceptance N.V. - HSI Eur Wt Nov 2010 F	2010/11/23	2010/11/30
22935	UBS AG - HSI European Warrants Nov 2010 F	2010/11/23	2010/11/30
22959	Deutsche Bank AG - CC Bank European Warrants Nov 2010 B	2010/11/23	2010/11/30
22980	Deutsche Bank AG - HSI European Warrants Nov 2010 F	2010/11/23	2010/11/30
22975	UBS AG - China Mobile European Put Warrants Nov 2010	2010/11/23	2010/11/30
22990	Credit Suisse AG - HSI European Put Warrants Nov 2010 A	2010/11/23	2010/11/30
23058	Deutsche Bank AG - HSI European Warrants Nov 2010 G	2010/11/23	2010/11/30
23104	Deutsche Bank AG - Tencent Holdings European Warrants Nov10B	2010/11/23	2010/11/30
23073	SGA Societe Generale Acceptance N.V. - CCB Eur Wt Nov 2010 B	2010/11/23	2010/11/30
23092	SGA Societe Generale Acceptance N.V. - A50 Ch Eu Wt Nov 10C	2010/11/23	2010/11/30
23082	SGA Societe Generale Acceptance N.V. - ICBC Eu Wt Nov 2010 B	2010/11/23	2010/11/30
23139	Credit Suisse AG - Tencent Holdings European Wts Nov 2010 C	2010/11/23	2010/11/30
23131	CC Rabobank B.A. - China Life European Warrants Nov 2010 B	2010/11/23	2010/11/30
23179	BOCI Asia Ltd. - Tencent Holdings European Warrants Nov 2010	2010/11/23	2010/11/30
23180	Credit Suisse AG - CC Bank European Warrants Nov 2010 A	2010/11/23	2010/11/30
23172	CC Rabobank B.A. - HSI European Put Warrants Nov 2010	2010/11/23	2010/11/30
23236	Credit Suisse AG - HSI European Put Warrants Nov 2010 B	2010/11/23	2010/11/30
23240	RB of Scotland N.V. - HSI European Warrants Nov 2010 D	2010/11/23	2010/11/30
23272	Credit Suisse AG - China Mobile European Warrants Nov 2010 A	2010/11/23	2010/11/30
23273	Credit Suisse AG - China Mobile European Warrants Nov 2010 B	2010/11/23	2010/11/30
23274	Credit Suisse AG - CNOOC European Warrants Nov 2010	2010/11/23	2010/11/30
23267	UBS AG - HSI European Put Warrants Nov 2010 G	2010/11/23	2010/11/30
23305	UBS AG - CNOOC European Warrants Nov 2010 B	2010/11/23	2010/11/30
23347	KBC Fin Products Int'l Ltd. - HSI European Wts Nov 2010 H	2010/11/23	2010/11/30
23359	Merrill Lynch Int'l & Co. C.V. -HSI European Warrants Nov10B	2010/11/23	2010/11/30
23360	Merrill Lynch Int'l & Co. C.V. -HSI European Warrants Nov10C	2010/11/23	2010/11/30
23362	Merrill Lynch Int'l & Co. C.V. -HSI European Warrants Nov10D	2010/11/23	2010/11/30
23367	Merrill Lynch Int'l & Co. C.V. -HSI European Warrants Nov10E	2010/11/23	2010/11/30
23374	SGA Societe Generale Acceptance N.V. - HSBC Eu Wt Nov 2010 C	2010/11/23	2010/11/30
23390	Merrill Lynch Int'l & Co. C.V. -HSI European Put Wts Nov 10F	2010/11/23	2010/11/30
23391	Merrill Lynch Int'l & Co. C.V. -HSI European Put Wts Nov 10G	2010/11/23	2010/11/30
23392	Merrill Lynch Int'l & Co. C.V. -HSI European Put Wts Nov 10H	2010/11/23	2010/11/30
23443	BNP Paribas Arbit Issu B.V. - HSI Euro Put Wts Nov 2010 D	2010/11/23	2010/11/30
23463	RB of Scotland N.V. - HSI European Warrants Nov 2010 E	2010/11/23	2010/11/30
23527	Credit Suisse AG - HSI European Warrants Nov 2010 C	2010/11/23	2010/11/30
23528	Credit Suisse AG - HSI European Warrants Nov 2010 D	2010/11/23	2010/11/30
23529	Credit Suisse AG - HSI European Warrants Nov 2010 E	2010/11/23	2010/11/30
23523	Macquarie Bank Ltd. - HSI European Put Warrants Nov 2010 B	2010/11/23	2010/11/30
23577	UBS AG - CC Bank European Warrants Nov 2010 B	2010/11/23	2010/11/30
23609	Credit Suisse AG - HSI European Put Warrants Nov 2010 F	2010/11/23	2010/11/30
23594	Macquarie Bank Ltd. - BOCL European Warrants Nov 2010	2010/11/23	2010/11/30
23625	SGA Societe Generale Acceptance N.V. - Ch Mob Eu Wt Nov 10B	2010/11/23	2010/11/30
23661	CC Rabobank B.A. - Ch Mobile European Put Wts Nov 2010	2010/11/23	2010/11/30
23699	SGA Societe Generale Acceptance N.V. - HSCEI Eu Wt Nov 2010	2010/11/23	2010/11/30
23746	Credit Suisse AG - HSI European Warrants Nov 2010 G	2010/11/23	2010/11/30
23741	Merrill Lynch Int'l & Co. C.V. - HSCEI Euro Put Wts Nov10	2010/11/23	2010/11/30
23781	Credit Suisse AG - HSI European Put Warrants Nov 2010 H	2010/11/23	2010/11/30
23766	Macquarie Bank Ltd. - HSI European Warrants Nov 2010 C	2010/11/23	2010/11/30
23757	UBS AG - HSCEI European Warrants Nov 2010	2010/11/23	2010/11/30
23851	UBS AG - HSI European Warrants Nov 2010 H	2010/11/23	2010/11/30
23854	UBS AG - HSI European Put Warrants Nov 2010 I	2010/11/23	2010/11/30
23897	Credit Suisse AG - Ch Overseas European Put Warrants Nov 10B	2010/11/23	2010/11/30
23875	CC Rabobank B.A. - HSI European Warrants Nov 2010 C	2010/11/23	2010/11/30
23883	RB of Scotland N.V. - HSI European Put Warrants Nov 2010 F	2010/11/23	2010/11/30
23882	UBS AG - HSCEI European Put Warrants Nov 2010	2010/11/23	2010/11/30
23900	Merrill Lynch Int'l & Co. C.V. - HSCEI European Wts Nov 2010	2010/11/23	2010/11/30
23935	Credit Suisse AG - HSI European Put Warrants Nov 2010 I	2010/11/23	2010/11/30
23965	Credit Suisse AG - HSI European Put Warrants Nov 2010 J	2010/11/23	2010/11/30
23948	Merrill Lynch Int'l & Co. C.V. -HSI European Put Wts Nov10I	2010/11/23	2010/11/30
24073	Credit Suisse AG - HSCEI European Warrants Nov 2010	2010/11/23	2010/11/30
24072	Credit Suisse AG - HSI European Warrants Nov 2010 K	2010/11/23	2010/11/30
24044	Macquarie Bank Ltd. - HSI European Warrants Nov 2010 D	2010/11/23	2010/11/30
24048	Macquarie Bank Ltd. - HSI European Put Warrants Nov 2010 E	2010/11/23	2010/11/30
24092	Credit Suisse AG - China Life European Warrants Nov 2010 B	2010/11/23	2010/11/30
24095	Credit Suisse AG - China Life European Put Warrants Nov 2010	2010/11/23	2010/11/30
24192	RB of Scotland N.V. - HSI European Warrants Nov 2010 G	2010/11/23	2010/11/30

## List of expired derivative warrants, 2010 (continued)

Code	Warrant	Last trading date	Delisted date
24360	Merrill Lynch Int'l & Co. C.V. -HSI European Put Wts Nov 10J	2010/11/23	2010/11/30
15927	RB of Scotland N.V. - HSBC European Warrants Nov 2010 B	2010/11/24	2010/12/01
18238	CC Rabobank B.A. - HSBC European Warrants Nov 2010 A	2010/11/24	2010/12/01
18852	J P Morgan SP BV - HSBC European Warrants Nov 2010	2010/11/24	2010/12/01
19042	Macquarie Bank Ltd. - Fushan Energy European Warrants Nov 10	2010/11/24	2010/12/01
19542	BOCI Asia Ltd. - KECL European Warrants Nov 2010	2010/11/24	2010/12/01
20664	Nomura Int'l plc - Cheung Kong European Warrants Nov 2010	2010/11/24	2010/12/01
22098	RB of Scotland N.V. - China Mobile European Wts Nov 2010	2010/11/24	2010/12/01
22151	Nomura Int'l plc - CNOOC European Warrants Nov 2010 A	2010/11/24	2010/12/01
22318	Macquarie Bank Ltd. - Evergrande European Warrants Nov 2010	2010/11/24	2010/12/01
22321	Nomura Int'l plc - HSBC European Warrants Nov 2010	2010/11/24	2010/12/01
22551	Macquarie Bank Ltd. -Sino Ocean Land European Warrants Nov10	2010/11/24	2010/12/01
22692	Nomura Int'l plc - CPIC European Warrants Nov 2010	2010/11/24	2010/12/01
22690	Nomura Int'l plc - Chi Res Land European Warrants Nov 2010	2010/11/24	2010/12/01
22688	Nomura Int'l plc - China Shenhua European Warrants Nov 2010	2010/11/24	2010/12/01
22729	BOCI Asia Ltd. - Cheung Kong European Warrants Nov 2010	2010/11/24	2010/12/01
10967	Deutsche Bank AG - Gold European Warrants Nov 2010	2010/11/24	2010/12/01
22757	RB of Scotland N.V. - China Life European Wts Nov 2010 A	2010/11/24	2010/12/01
22759	RB of Scotland N.V. - ICBC European Warrants Nov 2010	2010/11/24	2010/12/01
22769	RB of Scotland N.V. - Sinopec Corp European Warrants Nov 10A	2010/11/24	2010/12/01
22770	RB of Scotland N.V. - Sinopec Corp European Warrants Nov 10B	2010/11/24	2010/12/01
22855	Macquarie Bank Ltd. - Sino Land European Warrants Nov 2010	2010/11/24	2010/12/01
24582	Credit Suisse AG - China Life European Warrants Nov 2010 C	2010/11/24	2010/12/01
24583	Credit Suisse AG - China Life European Warrants Nov 2010 D	2010/11/24	2010/12/01
03487	KBC Fin Products Int'l Ltd. - HSBC European Wts Dec 2010 A	2010/11/25	2010/12/02
17585	SGA Societe Generale Acceptance N.V. - Ch Mob Eu Wt Dec 10A	2010/11/25	2010/12/02
18119	KBC Fin Products Int'l Ltd. - HSBC Euro Put Wts Dec 2010 D	2010/11/25	2010/12/02
18363	SGA Societe Generale Acceptance N.V. - CP&CC Eur Wt Dec 10B	2010/11/25	2010/12/02
18749	Merrill Lynch Int'l & Co. C.V. - HSBC Euro Put Wt Dec 2010 B	2010/11/25	2010/12/02
18791	RB of Scotland N.V. - HSBC European Put Warrants Dec 2010 D	2010/11/25	2010/12/02
18974	CC Rabobank B.A. - HSBC European Put Warrants Dec 2010 F	2010/11/25	2010/12/02
19731	SGA Societe Generale Acceptance N.V. - CTel Eu Wt Dec 2010	2010/11/25	2010/12/02
20260	BNP Paribas Arbit Issu B.V. - BOCL European Wts Dec 2010 A	2010/11/25	2010/12/02
20284	SGA Societe Generale Acceptance N.V.-Chi COSCO Euro Wt Dec10A	2010/11/25	2010/12/02
20406	Citigroup Global Mkt H Inc. - HSBC European Wts Dec 2010	2010/11/25	2010/12/02
20521	BNP Paribas Arbit Issu B.V. - Tencent Holdings Eu Wts Dec 10	2010/11/25	2010/12/02
20529	J P Morgan SP BV - CHALCO European Warrants Dec 2010	2010/11/25	2010/12/02
21517	KBC Fin Products Int'l Ltd. - BYD European Warrants Dec 2010	2010/11/25	2010/12/02
21700	SGA Societe Generale Acceptance N.V. - Tencent Eu Wt Dec10 A	2010/11/25	2010/12/02
22164	Macquarie Bank Ltd. - CNOOC European Warrants Dec 2010 B	2010/11/25	2010/12/02
22571	KBC Fin Products Int'l Ltd. - Ch Overseas Euro Wts Dec 2010	2010/11/25	2010/12/02
22574	KBC Fin Products Int'l Ltd. - SHK Ppt Euro Put Wts Dec 2010	2010/11/25	2010/12/02
22782	SGA Societe Generale Acceptance N.V. - Alibaba Eu Wts Dec 10	2010/11/25	2010/12/02
22894	Macquarie Bank Ltd. - PetroChina European Wts Dec 2010	2010/11/25	2010/12/02
22897	J P Morgan Int'l Der. Ltd. - CC Bank European Wts Dec 2010 A	2010/11/25	2010/12/02
22896	J P Morgan SP BV - CITIC Bank European Warrants Dec 2010 A	2010/11/25	2010/12/02
22898	J P Morgan SP BV - Chi Res Land European Warrants Dec 2010 A	2010/11/25	2010/12/02
22899	J P Morgan SP BV - Tencent European Warrants Dec 2010	2010/11/25	2010/12/02
22917	KBC Fin Products Int'l Ltd. - China Life Euro Wts Dec 2010 A	2010/11/25	2010/12/02
22920	KBC Fin Products Int'l Ltd. - HSBC Euro Put Wts Dec 2010 E	2010/11/25	2010/12/02
22904	Macquarie Bank Ltd. - Hutchison European Warrants Dec 2010 B	2010/11/25	2010/12/02
22905	Macquarie Bank Ltd. - Lenovo European Warrants Dec 2010	2010/11/25	2010/12/02
24163	KBC Fin Products Int'l Ltd. - CC Bank Euro Wts Dec 2010 C	2010/11/25	2010/12/02
16781	BNP Paribas Arbit Issu B.V. - Ch Mobile Euro Wts Dec 2010 A	2010/11/26	2010/12/03
17951	CC Rabobank B.A. - Ch Mobile European Warrants Dec 2010 A	2010/11/26	2010/12/03
18742	BNP Paribas Arbit Issu B.V. - ICBC European Wts Dec 2010 A	2010/11/26	2010/12/03
20266	BNP Paribas Arbit Issu B.V. - HKEx European Wts Dec 2010	2010/11/26	2010/12/03
20273	Macquarie Bank Ltd. - Belle Int'l European Warrants Dec 2010	2010/11/26	2010/12/03
20389	Macquarie Bank Ltd. - CHALCO European Warrants Dec 2010	2010/11/26	2010/12/03
20483	Macquarie Bank Ltd. - Foxconn European Warrants Dec 2010	2010/11/26	2010/12/03
20573	Macquarie Bank Ltd. - HSBC European Warrants Dec 2010 C	2010/11/26	2010/12/03
20574	Macquarie Bank Ltd. - HSBC European Warrants Dec 2010 D	2010/11/26	2010/12/03
20575	Macquarie Bank Ltd. - HSBC European Warrants Dec 2010 E	2010/11/26	2010/12/03
20660	BNP Paribas Arbit Issu B.V. -MTRC European Warrants Dec 2010	2010/11/26	2010/12/03
20627	Macquarie Bank Ltd. - SHK Ppt European Warrants Dec 2010	2010/11/26	2010/12/03
21038	Macquarie Bank Ltd. - China Unicom European Wts Dec 2010 B	2010/11/26	2010/12/03
21277	Macquarie Bank Ltd. - HSBC European Put Warrants Dec 2010 G	2010/11/26	2010/12/03
21275	Macquarie Bank Ltd. - MTRC European Warrants Dec 2010	2010/11/26	2010/12/03
21706	BNP Paribas Arbit Issu B.V. - BOCHK European Warrants Dec10	2010/11/26	2010/12/03
22449	Macquarie Bank Ltd. - CM Bank European Warrants Dec 2010	2010/11/26	2010/12/03
22507	Macquarie Bank Ltd. - WISE CSI European Warrants Dec 2010	2010/11/26	2010/12/03
22508	Macquarie Bank Ltd. - Zhaojin Mining European Warrants Dec10	2010/11/26	2010/12/03
22548	Macquarie Bank Ltd. - China Life European Wts Dec 2010 A	2010/11/26	2010/12/03
22853	Macquarie Bank Ltd. - China Railway European Wts Dec 2010	2010/11/26	2010/12/03
22903	Macquarie Bank Ltd. - HSBC European Warrants Dec 2010 H	2010/11/26	2010/12/03
22922	Citigroup Global Mkt H Inc. - CPIC European Warrants Dec 10	2010/11/26	2010/12/03
22928	HK Bank - China EB Ltd European Warrants Dec 2010	2010/11/26	2010/12/03
22929	HK Bank - Geely Auto European Warrants Dec 2010 B	2010/11/26	2010/12/03
22931	HK Bank - Sinopharm European Warrants Dec 2010	2010/11/26	2010/12/03
22942	Macquarie Bank Ltd. - Tencent European Warrants Dec 2010 B	2010/11/26	2010/12/03
19872	BNP Paribas Arbit Issu B.V. - CRCC European Wts Dec 2010	2010/11/29	2010/12/06
20186	BNP Paribas Arbit Issu B.V. - China Life Euro Wts Dec 2010	2010/11/29	2010/12/06
22887	BOCI Asia Ltd. - Ch Comm Cons European Warrants Dec 2010	2010/11/29	2010/12/06
23666	Merrill Lynch Int'l & Co. C.V. - CM Bank Euro Wts Dec 2010 A	2010/11/29	2010/12/06
03327	KBC Fin Products Int'l Ltd. - BOCL European Wts Dec 2010 A	2010/11/30	2010/12/07
03489	KBC Fin Products Int'l Ltd. - HSBC European Wts Dec 2010 B	2010/11/30	2010/12/07
14631	UBS AG - Hutchison European Warrants Dec 2010 A	2010/11/30	2010/12/07

## List of expired derivative warrants, 2010 (continued)

Code	Warrant	Last trading date	Delisted date
14849	Merrill Lynch Int'l & Co. C.V. - HKEx Euro Put Wts Dec 2010	2010/11/30	2010/12/07
14850	Merrill Lynch Int'l & Co. C.V. - SHK Ppt Euro Wts Dec 2010	2010/11/30	2010/12/07
16883	Merrill Lynch Int'l & Co. C.V. - HKEx Euro Wts Dec 2010 A	2010/11/30	2010/12/07
17362	Merrill Lynch Int'l & Co. C.V. - ICBC European Wts Dec 2010A	2010/11/30	2010/12/07
18120	BNP Paribas Arbit Issu B.V. - HSBC European Wts Dec 2010 B	2010/11/30	2010/12/07
18530	Merrill Lynch Int'l & Co. C.V. - China Railway Eu Wt Dec 10	2010/11/30	2010/12/07
18567	SGA Societe Generale Acceptance N.V. - PICC P&C Eu Wt Dec10A	2010/11/30	2010/12/07
18602	CC Rabobank B.A. - HSBC European Warrants Dec 2010 E	2010/11/30	2010/12/07
18635	Credit Suisse - ICBC European Warrants Dec 2010 B	2010/11/30	2010/12/07
19013	Credit Suisse - ICBC European Warrants Dec 2010 C	2010/11/30	2010/12/07
19892	UBS AG - HSBC European Put Warrants Dec 2010	2010/11/30	2010/12/07
19957	UBS AG - HKEx European Warrants Dec 2010 B	2010/11/30	2010/12/07
20182	J P Morgan SP BV - ICBC European Warrants Dec 2010 A	2010/11/30	2010/12/07
20183	J P Morgan SP BV - ICBC European Warrants Dec 2010 B	2010/11/30	2010/12/07
20306	SGA Societe Generale Acceptance N.V. - HKEx Eu Wt Dec 2010 A	2010/11/30	2010/12/07
20423	Barclays Bank plc - CNOOC European Warrants Dec 2010 A	2010/11/30	2010/12/07
20551	SGA Societe Generale Acceptance N.V.-ChiUnicom Eu Wts Dec 10	2010/11/30	2010/12/07
20817	BNP Paribas Arbit Issu B.V. - BankComm Euro Put Wts Dec10	2010/11/30	2010/12/07
20874	SGA Societe Generale Acceptance N.V. - HKEx Eu Wt Dec 2010 B	2010/11/30	2010/12/07
20943	Citigroup Global Mkt H Inc. - BOCL European Wts Dec 2010	2010/11/30	2010/12/07
20964	Citigroup Global Mkt H Inc. - CM Bank European Wts Dec 2010A	2010/11/30	2010/12/07
20965	Citigroup Global Mkt H Inc. - China Shenhua Eur Wts Dec 2010	2010/11/30	2010/12/07
21262	SGA Societe Generale Acceptance N.V.-Chi COSCO Euro Wt Dec10B	2010/11/30	2010/12/07
21346	SGA Societe Generale Acceptance N.V.-Nine Dragons Eu Wt Dec10	2010/11/30	2010/12/07
21433	BNP Paribas Arbit Issu B.V. - ICBC European Wts Dec 2010 B	2010/11/30	2010/12/07
21834	UBS AG - HKEx European Warrants Dec 2010 C	2010/11/30	2010/12/07
22028	J P Morgan SP BV - Air China European Warrants Dec 2010 C	2010/11/30	2010/12/07
22127	BNP Paribas Arbit Issu B.V. - CC Bank Euro Wts Dec 2010 A	2010/11/30	2010/12/07
22130	BNP Paribas Arbit Issu B.V. - HSBC European Wts Dec 2010 C	2010/11/30	2010/12/07
22169	Merrill Lynch Int'l & Co. C.V. - CNOOC European Wts Dec 10B	2010/11/30	2010/12/07
22182	SGA Societe Generale Acceptance N.V.-Sino Land Eu Wt Dec 10	2010/11/30	2010/12/07
22408	BNP Paribas Arbit Issu B.V. - BOCL European Wts Dec 2010 B	2010/11/30	2010/12/07
22407	BNP Paribas Arbit Issu B.V. - CC Bank Euro Wts Dec 2010 B	2010/11/30	2010/12/07
22469	SGA Societe Generale Acceptance N.V. - CLife Eu Wt Dec 2010A	2010/11/30	2010/12/07
22470	SGA Societe Generale Acceptance N.V. - CLife Eu Wt Dec 2010B	2010/11/30	2010/12/07
22520	Barclays Bank plc - China Life European Put Wts Dec 2010	2010/11/30	2010/12/07
22620	RB of Scotland N.V. - HKEx European Warrants Dec 2010	2010/11/30	2010/12/07
22665	BOCI Asia Ltd. - China Mobile European Put Warrants Dec 2010	2010/11/30	2010/12/07
22747	KBC Fin Products Int'l Ltd. - SHK Ppt European Wts Dec 2010	2010/11/30	2010/12/07
22727	UBS AG - CM Bank European Warrants Dec 2010 B	2010/11/30	2010/12/07
22840	Credit Suisse AG - CM Bank European Warrants Dec 2010 A	2010/11/30	2010/12/07
22839	Credit Suisse AG - SHK Ppt European Warrants Dec 2010	2010/11/30	2010/12/07
10970	Deutsche Bank AG - EUR/USD European Warrants Dec 2010	2010/11/30	2010/12/07
10974	Deutsche Bank AG - EUR/USD European Put Warrants Dec 2010	2010/11/30	2010/12/07
22910	Deutsche Bank AG - China Life European Warrants Dec 2010 A	2010/11/30	2010/12/07
22956	J P Morgan SP BV - Stanchart European Warrants Dec 2010	2010/11/30	2010/12/07
23054	Deutsche Bank AG - CNOOC European Warrants Dec 2010	2010/11/30	2010/12/07
23112	Barclays Bank plc -Tencent Holdings European Warrants Dec10B	2010/11/30	2010/12/07
23152	SGA Societe Generale Acceptance N.V. - Tencent Eu Wt Dec 10B	2010/11/30	2010/12/07
23276	Credit Suisse AG - HSBC European Wts Dec 2010 B	2010/11/30	2010/12/07
23845	Citigroup Global Mkt H Inc. - Hutchison Euro Wts Dec 2010	2010/11/30	2010/12/07
23895	Credit Suisse AG - Tencent Holdings European Wts Dec 2010 B	2010/11/30	2010/12/07
23881	UBS AG - SHK Ppt European Put Warrants Dec 2010	2010/11/30	2010/12/07
23906	Deutsche Bank AG - China Mobile European Warrants Dec 2010 B	2010/11/30	2010/12/07
23907	Deutsche Bank AG - HSBC European Warrants Dec 2010 C	2010/11/30	2010/12/07
24078	BNP Paribas Arbit Issu B.V. - Ch Mobile Euro Wts Dec 2010 B	2010/11/30	2010/12/07
24473	Deutsche Bank AG - Geely Auto European Warrants Dec 2010	2010/11/30	2010/12/07
24518	SGA Societe Generale Acceptance N.V. - HSBC Eu Wt Dec 2010 E	2010/11/30	2010/12/07
19528	RB of Scotland N.V. - ICBC European Warrants Dec 2010 A	2010/12/01	2010/12/08
20527	J P Morgan SP BV - A50 China European Warrants Dec 2010	2010/12/01	2010/12/08
21260	BOCI Asia Ltd. - HKEx European Warrants Dec 2010	2010/12/01	2010/12/08
21460	BNP Paribas Arbit Issu B.V. - Cheung Kong Euro Wt Dec 2010	2010/12/01	2010/12/08
16962	SGA Societe Generale Acceptance N.V. - CNOOC Eu Wt Dec 2010	2010/12/02	2010/12/09
16966	SGA Societe Generale Acceptance N.V. - ICBC Eu Put Wt Dec 10	2010/12/02	2010/12/09
18050	SGA Societe Generale Acceptance N.V. - CHALCO Eu Wt Dec 2010	2010/12/02	2010/12/09
20606	RB of Scotland N.V. - CNOOC European Warrants Dec 2010	2010/12/02	2010/12/09
21114	SGA Societe Generale Acceptance N.V. - CP&CC Eur Wt Dec 10C	2010/12/02	2010/12/09
21399	HK Bank - CNOOC European Warrants Dec 2010 B	2010/12/02	2010/12/09
21866	SGA Societe Generale Acceptance N.V.-Angang Steel Eu Wt Dec10	2010/12/02	2010/12/09
22852	Macquarie Bank Ltd. - CRCC European Warrants Dec 2010	2010/12/02	2010/12/09
23675	CC Rabobank B.A. - HSBC European Warrants Dec 2010 I	2010/12/02	2010/12/09
22993	HK Bank - Geely Auto European Warrants Dec 2010 C	2010/12/03	2010/12/10
15974	Credit Suisse - ICBC European Warrants Dec 2010 A	2010/12/06	2010/12/13
17222	HK Bank - PICC European Warrants Dec 2010 A	2010/12/06	2010/12/13
18335	CC Rabobank B.A. - ICBC European Warrants Dec 2010 B	2010/12/06	2010/12/13
18857	Standard Bank PLC - CHALCO European Warrants Dec 2010	2010/12/06	2010/12/13
21104	BNP Paribas Arbit Issu B.V. - Chi Res Land Euro Wts Dec10	2010/12/06	2010/12/13
21099	HK Bank - Agile Ppt European Warrants Dec 2010	2010/12/06	2010/12/13
22864	KBC Fin Products Int'l Ltd. - Henderson Land Eu Put Wt Dec10	2010/12/06	2010/12/13
10972	Deutsche Bank AG - Nikkei 225 Index European Wts Dec 2010	2010/12/06	2010/12/13
10976	Deutsche Bank AG - Nikkei 225 Index Euro Put Wts Dec 2010	2010/12/06	2010/12/13
23800	KBC Fin Products Int'l Ltd. - ICBC European Wts Dec 2010 B	2010/12/06	2010/12/13
09091	UBS AG - CC Bank European Warrants Dec 2010 A	2010/12/07	2010/12/14
09097	UBS AG - ICBC European Warrants Dec 2010 A	2010/12/07	2010/12/14
06145	UBS AG - China Tel European Warrants Dec 2010	2010/12/07	2010/12/14
07636	UBS AG - ICBC European Warrants Dec 2010 B	2010/12/07	2010/12/14
07637	UBS AG - ICBC European Warrants Dec 2010 C	2010/12/07	2010/12/14

## List of expired derivative warrants, 2010 (continued)

Code	Warrant	Last trading date	Delisted date
01427	UBS AG - BOCL European Warrants Dec 2010 A	2010/12/07	2010/12/14
03761	UBS AG - China Shenhua European Warrants Dec 2010 A	2010/12/07	2010/12/14
09318	UBS AG - China Life European Warrants Dec 2010 A	2010/12/07	2010/12/14
01872	UBS AG - ICBC European Warrants Dec 2010 D	2010/12/07	2010/12/14
01982	Deutsche Bank AG - BOCL European Warrants Dec 2010 A	2010/12/07	2010/12/14
09625	UBS AG - BOCL European Warrants Dec 2010 B	2010/12/07	2010/12/14
09655	UBS AG - BOCL European Warrants Dec 2010 C	2010/12/07	2010/12/14
03853	UBS AG - China Life European Warrants Dec 2010 B	2010/12/07	2010/12/14
01027	Deutsche Bank AG - BOCL European Warrants Dec 2010 B	2010/12/07	2010/12/14
09430	UBS AG - BOCL European Warrants Dec 2010 D	2010/12/07	2010/12/14
09731	UBS AG - BOCL European Warrants Dec 2010 E	2010/12/07	2010/12/14
15547	UBS AG - HSBC European Warrants Dec 2010 A	2010/12/07	2010/12/14
15594	UBS AG - HSBC European Warrants Dec 2010 B	2010/12/07	2010/12/14
17047	Merrill Lynch Int'l & Co. C.V. - HSBC Euro Put Wt Dec 2010 A	2010/12/07	2010/12/14
17100	Merrill Lynch Int'l & Co. C.V. - BankComm Euro Put Wt Dec10A	2010/12/07	2010/12/14
17096	Merrill Lynch Int'l & Co. C.V. - Sinopec Eu Put Warrants Dec10	2010/12/07	2010/12/14
17681	CC Rabobank B.A. - ICBC European Warrants Dec 2010 A	2010/12/07	2010/12/14
17838	Merrill Lynch Int'l & Co. C.V. - CK(H) European Wts Dec 2010	2010/12/07	2010/12/14
18760	Merrill Lynch Int'l & Co. C.V. - ICBC European Wts Dec 2010B	2010/12/07	2010/12/14
19305	CC Rabobank B.A. - HSBC European Warrants Dec 2010 G	2010/12/07	2010/12/14
19743	Deutsche Bank AG - ICBC European Warrants Dec 2010 A	2010/12/07	2010/12/14
19781	HK Bank - Esprit European Warrants Dec 2010	2010/12/07	2010/12/14
19856	Merrill Lynch Int'l & Co. C.V. - SHK Ppt Euro Put Wts Dec 10	2010/12/07	2010/12/14
20286	SGA Societe Generale Acceptance N.V. - KECL Euro Wts Dec 10	2010/12/07	2010/12/14
20569	Deutsche Bank AG - PICC P&C European Warrants Dec 2010 B	2010/12/07	2010/12/14
20602	Deutsche Bank AG - HSBC European Put Warrants Dec 2010	2010/12/07	2010/12/14
20704	UBS AG - PICC European Warrants Dec 2010 B	2010/12/07	2010/12/14
20872	Merrill Lynch Int'l & Co. C.V. - ChiUnicom Euro Wts Dec10	2010/12/07	2010/12/14
21026	HK Bank - China COSCO European Warrants Dec 2010	2010/12/07	2010/12/14
21127	Citigroup Global Mkt H Inc. - Angang Steel European Wt Dec10	2010/12/07	2010/12/14
21134	Citigroup Global Mkt H Inc. - Sh Ind H European Wts Dec 2010	2010/12/07	2010/12/14
21299	HK Bank - KECL European Warrants Dec 2010 B	2010/12/07	2010/12/14
21328	Barclays Bank plc - CNOOC European Warrants Dec 2010 B	2010/12/07	2010/12/14
21717	Merrill Lynch Int'l & Co. C.V. - CNOOC European Wts Dec 10A	2010/12/07	2010/12/14
21718	Merrill Lynch Int'l & Co. C.V. - HKEx Euro Wts Dec 2010 B	2010/12/07	2010/12/14
22358	Merrill Lynch Int'l & Co. C.V. - Ch Telecom Eur Put Wts Dec 10	2010/12/07	2010/12/14
22412	Barclays Bank plc - Ch LongYuan European Warrants Dec 2010 A	2010/12/07	2010/12/14
22459	SGA Societe Generale Acceptance N.V. - HSBC Eu Wt Dec 2010 B	2010/12/07	2010/12/14
22521	Barclays Bank plc - CM Bank European Warrants Dec 2010 B	2010/12/07	2010/12/14
22607	Credit Suisse AG - CNOOC European Warrants Dec 2010	2010/12/07	2010/12/14
22800	Barclays Bank plc - China Shenhua European Warrants Dec 2010	2010/12/07	2010/12/14
22871	UBS AG - Ch LongYuan European Warrants Dec 2010	2010/12/07	2010/12/14
22974	Macquarie Bank Ltd. - Renhe Comm European Warrants Dec 2010	2010/12/07	2010/12/14
10971	Deutsche Bank AG - USD/YEN European Warrants Dec 2010	2010/12/07	2010/12/14
10975	Deutsche Bank AG - USD/YEN European Put Warrants Dec 2010	2010/12/07	2010/12/14
22986	UBS AG - Tencent Holdings European Warrants Dec 2010 A	2010/12/07	2010/12/14
22997	UBS AG - China Life European Warrants Dec 2010 C	2010/12/07	2010/12/14
22999	UBS AG - Sinopec Corp European Warrants Dec 2010 B	2010/12/07	2010/12/14
23214	KBC Fin Products Int'l Ltd. - CNOOC European Wts Dec 2010 B	2010/12/07	2010/12/14
23449	CC Rabobank B.A. - Lenovo European Warrants Dec 2010	2010/12/07	2010/12/14
23510	Merrill Lynch Int'l & Co. C.V. - Ch Mobile Eu Put Wt Dec 10	2010/12/07	2010/12/14
24056	RB of Scotland N.V. - CC Bank European Warrants Dec 2010 A	2010/12/07	2010/12/14
24423	SGA Societe Generale Acceptance N.V. - SHK P Eu Wt Dec 2010	2010/12/07	2010/12/14
24610	Credit Suisse AG - CC Bank European Warrants Dec 2010 E	2010/12/07	2010/12/14
15493	HK Bank - CNOOC European Warrants Dec 2010 A	2010/12/08	2010/12/15
15491	HK Bank - Sinopec Corp European Warrants Dec 2010	2010/12/08	2010/12/15
19707	RB of Scotland N.V. - Cheung Kong European Warrants Dec 2010	2010/12/08	2010/12/15
19802	Citigroup Global Mkt H Inc. - China Mobile Eur Wt Dec 2010	2010/12/08	2010/12/15
19803	Citigroup Global Mkt H Inc. - CITIC Pacific Eu Wt Dec 2010	2010/12/08	2010/12/15
19801	Citigroup Global Mkt H Inc. - Cheung Kong Euro Wts Dec 2010B	2010/12/08	2010/12/15
19799	Citigroup Global Mkt H Inc. - A50 China Euro Wts Dec 2010	2010/12/08	2010/12/15
19806	Citigroup Global Mkt H Inc. - R&F Ppt European Wts Dec 2010	2010/12/08	2010/12/15
19807	Citigroup Global Mkt H Inc. - HS Bank European Wts Dec 2010B	2010/12/08	2010/12/15
20322	Merrill Lynch Int'l & Co. C.V. - ICBC European Wts Dec 2010C	2010/12/08	2010/12/15
23040	Macquarie Bank Ltd. - Sinopharm European Warrants Dec 2010	2010/12/08	2010/12/15
18144	CC Rabobank B.A. - HSBC European Put Warrants Dec 2010 D	2010/12/09	2010/12/16
19655	KBC Fin Products Int'l Ltd. - Minsheng Bank Euro Wts Dec10	2010/12/09	2010/12/16
19756	BOCI Asia Ltd. - CNOOC European Warrants Dec 2010	2010/12/09	2010/12/16
19758	BOCI Asia Ltd. - WISE CSI European Warrants Dec 2010	2010/12/09	2010/12/16
19757	BOCI Asia Ltd. - Foxconn European Warrants Dec 2010	2010/12/09	2010/12/16
19785	HK Bank - PICC European Warrants Dec 2010 B	2010/12/09	2010/12/16
19786	HK Bank - SHK Ppt European Warrants Dec 2010	2010/12/09	2010/12/16
21285	CC Rabobank B.A. - Air China European Warrants Dec 2010 A	2010/12/09	2010/12/16
22221	Merrill Lynch Int'l & Co. C.V. - HSBC Euro Put Wt Dec 2010 D	2010/12/09	2010/12/16
22240	CC Rabobank B.A. - Longfor PPT European Warrants Dec 2010	2010/12/09	2010/12/16
22525	CC Rabobank B.A. - Huaneng Power European Warrants Dec 2010	2010/12/09	2010/12/16
22593	KBC Fin Products Int'l Ltd. - CNOOC European Wts Dec 2010A	2010/12/09	2010/12/16
22995	SGA Societe Generale Acceptance N.V. - HSBC Eu Wt Dec 2010 C	2010/12/09	2010/12/16
23053	J P Morgan SP BV - HSBC European Warrants Dec 2010 C	2010/12/09	2010/12/16
23316	CC Rabobank B.A. - Tencent Holdings European Wts Dec 2010 A	2010/12/09	2010/12/16
23317	CC Rabobank B.A. - Tencent Holdings European Wts Dec 2010 B	2010/12/09	2010/12/16
15251	HK Bank - CHALCO European Warrants Dec 2010 A	2010/12/10	2010/12/17
23487	HK Bank - ICBC European Warrants Dec 2010	2010/12/10	2010/12/17
23598	CC Rabobank B.A. - ICBC European Warrants Dec 2010 D	2010/12/10	2010/12/17
18647	Standard Bank PLC - Belle Int'l European Warrants Dec 2010	2010/12/13	2010/12/20
18680	Standard Bank PLC - Zijin Mining European Warrants Dec 2010	2010/12/13	2010/12/20
20447	HK Bank - CHALCO European Warrants Dec 2010 B	2010/12/13	2010/12/20

## List of expired derivative warrants, 2010 (continued)

Code	Warrant	Last trading date	Delisted date
23088	J P Morgan Int'l Der. Ltd. - CC Bank European Wts Dec 2010 B	2010/12/13	2010/12/20
23089	J P Morgan SP BV - CNOOC European Warrants Dec 2010	2010/12/13	2010/12/20
15592	UBS AG - HKEx European Warrants Dec 2010 A	2010/12/14	2010/12/21
16049	UBS AG - CHALCO European Warrants Dec 2010	2010/12/14	2010/12/21
16212	RB of Scotland N.V. - HSBC European Put Warrants Dec 2010 C	2010/12/14	2010/12/21
16670	BNP Paribas Arbit Issu B.V. - HSBC European Wts Dec 2010 A	2010/12/14	2010/12/21
16680	SGA Societe Generale Acceptance N.V. - HSBC Eu Wt Dec 2010 A	2010/12/14	2010/12/21
16724	UBS AG - CM Bank European Warrants Dec 2010 A	2010/12/14	2010/12/21
16837	J P Morgan SP BV - HSBC European Warrants Dec 2010 A	2010/12/14	2010/12/21
17042	Merrill Lynch Int'l & Co. C.V. - HSBC Euro Wts Dec 2010 E	2010/12/14	2010/12/21
17095	Merrill Lynch Int'l & Co. C.V. - BankComm Euro Wts Dec 2010	2010/12/14	2010/12/21
17286	Merrill Lynch Int'l & Co. C.V. - Sinopec Euro Wts Dec 2010	2010/12/14	2010/12/21
17498	UBS AG - Sinopec Corp European Warrants Dec 2010 A	2010/12/14	2010/12/21
17743	CC Rabobank B.A. - HSBC European Put Warrants Dec 2010 C	2010/12/14	2010/12/21
17768	Citigroup Global Mkt H Inc. - Ping An Euro Wts Dec 2010	2010/12/14	2010/12/21
17883	SGA Societe Generale Acceptance N.V. - ICBC Eu Wt Dec 10A	2010/12/14	2010/12/21
18634	Credit Suisse - CC Bank European Warrants Dec 2010 A	2010/12/14	2010/12/21
18717	BNP Paribas Arbit Issu B.V. - HSBC European Put Wts Dec 2010	2010/12/14	2010/12/21
18782	Citigroup Global Mkt H Inc. - KECL European Warrants Dec 10	2010/12/14	2010/12/21
19149	J P Morgan SP BV - SHK Ppt European Warrants Dec 2010	2010/12/14	2010/12/21
19329	Merrill Lynch Int'l & Co. C.V. - HSBC Euro Put Wt Dec 2010 C	2010/12/14	2010/12/21
20832	Barclays Bank plc - KECL European Warrants Dec 2010 A	2010/12/14	2010/12/21
20839	Barclays Bank plc - Foxconn European Warrants Dec 2010	2010/12/14	2010/12/21
20949	Barclays Bank plc - CM Bank European Warrants Dec 2010 A	2010/12/14	2010/12/21
21070	J P Morgan SP BV - Air China European Warrants Dec 2010 B	2010/12/14	2010/12/21
21293	CC Rabobank B.A. - Xinyi Glass European Warrants Dec 2010	2010/12/14	2010/12/21
21345	SGA Societe Generale Acceptance N.V. - Foxconn Eu Wts Dec 10	2010/12/14	2010/12/21
21435	UBS AG - Sinopharm European Warrants Dec 2010 A	2010/12/14	2010/12/21
22210	Credit Suisse AG - Ch LongYuan European Warrants Dec 2010 A	2010/12/14	2010/12/21
22276	J P Morgan SP BV - MTRC European Warrants Dec 2010	2010/12/14	2010/12/21
22337	J P Morgan SP BV - China Coal European Warrants Dec 2010	2010/12/14	2010/12/21
22383	Credit Suisse AG - Agile Ppt European Warrants Dec 2010	2010/12/14	2010/12/21
10964	Deutsche Bank AG - DJIA European Warrants Dec 2010 A	2010/12/14	2010/12/21
10968	Deutsche Bank AG - DJIA European Put Warrants Dec 2010 B	2010/12/14	2010/12/21
22556	J P Morgan SP BV - Ch LongYuan European Warrants Dec 2010	2010/12/14	2010/12/21
22636	Credit Suisse AG - Ch LongYuan European Warrants Dec 2010 B	2010/12/14	2010/12/21
22706	Deutsche Bank AG - Sands China European Warrants Dec 2010	2010/12/14	2010/12/21
22836	Credit Suisse AG - Geely Auto European Warrants Dec 2010	2010/12/14	2010/12/21
22960	Deutsche Bank AG - HSBC European Warrants Dec 2010 B	2010/12/14	2010/12/21
23001	UBS AG - CC Bank European Warrants Dec 2010 B	2010/12/14	2010/12/21
23003	UBS AG - China Shenhua European Warrants Dec 2010 B	2010/12/14	2010/12/21
23024	Barclays Bank plc - CC Bank European Warrants Dec 2010	2010/12/14	2010/12/21
10973	Deutsche Bank AG - DJIA European Warrants Dec 2010 C	2010/12/14	2010/12/21
10977	Deutsche Bank AG - DJIA European Put Warrants Dec 2010 D	2010/12/14	2010/12/21
23094	SGA Societe Generale Acceptance N.V. - Ch Mob Eu Wt Dec 10B	2010/12/14	2010/12/21
23095	SGA Societe Generale Acceptance N.V. - Ch Mob Eu Wt Dec 10C	2010/12/14	2010/12/21
23140	Credit Suisse AG - Tencent Holdings European Wts Dec 2010 A	2010/12/14	2010/12/21
23105	HK Bank - China Mobile European Warrants Dec 2010	2010/12/14	2010/12/21
23106	HK Bank - Datang Power European Warrants Dec 2010 B	2010/12/14	2010/12/21
23107	HK Bank - Lenovo European Warrants Dec 2010	2010/12/14	2010/12/21
23159	SGA Societe Generale Acceptance N.V. - Tencent Eu Wt Dec 10D	2010/12/14	2010/12/21
23228	UBS AG - Tencent Holdings European Warrants Dec 2010 B	2010/12/14	2010/12/21
23416	Merrill Lynch Int'l & Co. C.V. - Tencent European Wts Dec10A	2010/12/14	2010/12/21
23434	Barclays Bank plc - HSBC European Warrants Dec 2010	2010/12/14	2010/12/21
23530	Credit Suisse AG - Sinopharm European Warrants Dec 2010	2010/12/14	2010/12/21
23516	SGA Societe Generale Acceptance N.V. - BOCL Eu Wt Dec 2010 A	2010/12/14	2010/12/21
23653	Deutsche Bank AG - Sinopec Corp European Warrants Dec 2010 B	2010/12/14	2010/12/21
23898	Credit Suisse AG - SHK Ppt European Put Warrants Dec 2010	2010/12/14	2010/12/21
24375	Credit Suisse AG - ICBC European Warrants Dec 2010 D	2010/12/14	2010/12/21
24606	SGA Societe Generale Acceptance N.V. - ICBC Eu Wt Dec 2010 D	2010/12/14	2010/12/21
24643	UBS AG - China Life European Warrants Dec 2010 F	2010/12/14	2010/12/21
19224	Citigroup Global Mkt H Inc. - Cheung Kong Euro Wts Dec 2010A	2010/12/15	2010/12/22
19778	HK Bank - CM Bank European Warrants Dec 2010	2010/12/15	2010/12/22
21446	CC Rabobank B.A. - Sino Ocean Land European Warrants Dec 10	2010/12/15	2010/12/22
22411	Barclays Bank plc - CNOOC European Put Warrants Dec 2010	2010/12/15	2010/12/22
22603	Deutsche Bank AG - CNOOC European Put Warrants Dec 2010	2010/12/15	2010/12/22
22640	BNP Paribas Arbit Issu B.V. - HSBC European Wts Dec 2010 D	2010/12/15	2010/12/22
10978	Deutsche Bank AG - Gold European Put Warrants Dec 2010	2010/12/15	2010/12/22
23200	CC Rabobank B.A. - CC Bank European Warrants Dec 2010 B	2010/12/15	2010/12/22
23658	CC Rabobank B.A. - China Life European Warrants Dec 2010 B	2010/12/15	2010/12/22
23915	Merrill Lynch Int'l & Co. C.V. - CNOOC Euro Put Wts Dec 2010	2010/12/15	2010/12/22
24068	Credit Suisse AG - BOCL European Warrants Dec 2010	2010/12/15	2010/12/22
24775	CC Rabobank B.A. - China Life European Warrants Dec 2010 C	2010/12/15	2010/12/22
16283	CC Rabobank B.A. - HSBC European Warrants Dec 2010 A	2010/12/16	2010/12/23
16802	SGA Societe Generale Acceptance N.V. - Petch Eu Wt Dec 2010A	2010/12/16	2010/12/23
17757	SGA Societe Generale Acceptance N.V. - CP&CC Eur Wt Dec 10 A	2010/12/16	2010/12/23
18123	SGA Societe Generale Acceptance N.V. - CRail Eu Wt Dec 2010	2010/12/16	2010/12/23
18211	J P Morgan SP BV - PICC European Warrants Dec 2010 B	2010/12/16	2010/12/23
18223	Citigroup Global Mkt H Inc. - Sinopec Corp Euro Wts Dec10	2010/12/16	2010/12/23
18831	RB of Scotland N.V. - Sinopec Corp European Wts Dec 2010	2010/12/16	2010/12/23
18899	J P Morgan SP BV - Ch Comm Cons European Warrants Dec 2010 A	2010/12/16	2010/12/23
19603	HK Bank - KECL European Warrants Dec 2010 A	2010/12/16	2010/12/23
19589	SGA Societe Generale Acceptance N.V. - PICC P&C Eu Wt Dec10B	2010/12/16	2010/12/23
19633	KBC Fin Products Int'l Ltd. - Ch Mobile Eu Put Wt Dec 2010	2010/12/16	2010/12/23
20220	BNP Paribas Arbit Issu B.V. - Ch Comm Cons Eur Wt Dec 2010	2010/12/16	2010/12/23
20634	J P Morgan SP BV - Minsheng Bank European Warrants Dec 2010	2010/12/16	2010/12/23
20632	SGA Societe Generale Acceptance N.V.-Renhe Comm Eu Wts Dec10	2010/12/16	2010/12/23

## List of expired derivative warrants, 2010 (continued)

Code	Warrant	Last trading date	Delisted date
20765	KBC Fin Products Int'l Ltd. - Ch Comm Cons Euro Wts Dec 2010	2010/12/16	2010/12/23
21152	SGA Societe Generale Acceptance NV-Minsheng BK Eu Wt Dec 10	2010/12/16	2010/12/23
21388	Goldman Sachs SP (Asia) - CNOOC European Warrants Dec 2010	2010/12/16	2010/12/23
21726	HK Bank - Tencent European Warrants Dec 2010	2010/12/16	2010/12/23
21825	BOCI Asia Ltd. - BOC HK European Warrants Dec 2010	2010/12/16	2010/12/23
22125	HK Bank - China Unicom European Warrants Dec 2010	2010/12/16	2010/12/23
22312	CC Rabobank B.A. - Air China European Warrants Dec 2010 B	2010/12/16	2010/12/23
22675	CC Rabobank B.A. - China Life European Warrants Dec 2010 A	2010/12/16	2010/12/23
22698	Macquarie Bank Ltd. - CNBM European Warrants Dec 2010	2010/12/16	2010/12/23
22723	SGA Societe Generale Acceptance N.V. - CMB Euro Wts Dec 10A	2010/12/16	2010/12/23
22916	KBC Fin Products Int'l Ltd. - HSBC European Wts Dec 2010 C	2010/12/16	2010/12/23
23074	SGA Societe Generale Acceptance N.V. - CCB Eur Wt Dec 2010 A	2010/12/16	2010/12/23
23075	SGA Societe Generale Acceptance N.V. - CCB Eur Wt Dec 2010 B	2010/12/16	2010/12/23
23083	SGA Societe Generale Acceptance N.V. - ICBC Eu Wt Dec 2010 B	2010/12/16	2010/12/23
23084	SGA Societe Generale Acceptance N.V. - ICBC Eu Wt Dec 2010 C	2010/12/16	2010/12/23
23153	SGA Societe Generale Acceptance N.V. - Tencent Eu Wt Dec 10C	2010/12/16	2010/12/23
23166	KBC Fin Products Int'l Ltd. - Tencent Holdings Eu Wt Dec 10	2010/12/16	2010/12/23
23407	Credit Suisse - Yanzhou Coal European Warrants Dec 2010	2010/12/16	2010/12/23
23428	UBS AG - Yanzhou Coal European Wts Dec 2010	2010/12/16	2010/12/23
23723	J P Morgan SP BV - CM Bank European Warrants Dec 2010	2010/12/16	2010/12/23
23731	UBS AG - China Mobile European Warrants Dec 2010	2010/12/16	2010/12/23
24058	RB of Scotland N.V. - China Mobile European Wts Dec 2010	2010/12/16	2010/12/23
24613	Standard Chartered Bank - China Mobile European Wts Dec 2010	2010/12/16	2010/12/23
24640	Merrill Lynch Int'l & Co. C.V. - Ch Life Eur Put Wt Dec 2010	2010/12/16	2010/12/23
24949	J P Morgan SP BV - China Mob European Wts Dec 2010	2010/12/16	2010/12/23
16879	Merrill Lynch Int'l & Co. C.V. - PetroChina Eu Put Wt Dec 10	2010/12/17	2010/12/24
19966	Macquarie Bank Ltd. - Ch Molybdenum European Wts Dec 2010	2010/12/17	2010/12/24
22843	HK Bank - Alibaba European Warrants Dec 2010	2010/12/17	2010/12/24
22934	UBS AG - Hutchison European Warrants Dec 2010 B	2010/12/17	2010/12/24
23130	CC Rabobank B.A. - Ch Mobile European Warrants Dec 2010 B	2010/12/17	2010/12/24
23173	BOCI Asia Ltd. - BOCL European Warrants Dec 2010	2010/12/17	2010/12/24
23168	Citigroup Global Mkt H Inc. - China Tel Euro Wts Dec 2010	2010/12/17	2010/12/24
23184	KBC Fin Products Int'l Ltd. - BOCL European Wts Dec 2010 B	2010/12/17	2010/12/24
23187	KBC Fin Products Int'l Ltd. - CC Bank Euro Wts Dec 2010 A	2010/12/17	2010/12/24
23194	KBC Fin Products Int'l Ltd. - China Life Euro Wts Dec 2010 B	2010/12/17	2010/12/24
23191	KBC Fin Products Int'l Ltd. - ICBC European Wts Dec 2010 A	2010/12/17	2010/12/24
23269	Credit Suisse AG - BYD European Warrants Dec 2010	2010/12/17	2010/12/24
23500	CC Rabobank B.A. - Yanzhou Coal European Warrants Dec 2010	2010/12/17	2010/12/24
23849	KBC Fin Products Int'l Ltd. - Jiangxi Copper Eu Wts Dec 2010	2010/12/17	2010/12/24
23892	Credit Suisse AG - China Mobile European Warrants Dec 2010	2010/12/17	2010/12/24
23899	Credit Suisse AG - Tencent Holdings European Put Wts Dec 10	2010/12/17	2010/12/24
24017	Credit Suisse AG - CC Bank European Warrants Dec 2010 B	2010/12/17	2010/12/24
24265	CC Rabobank B.A. - CC Bank European Warrants Dec 2010 C	2010/12/17	2010/12/24
24464	UBS AG - China Life European Warrants Dec 2010 D	2010/12/17	2010/12/24
24487	UBS AG - ICBC European Warrants Dec 2010 E	2010/12/17	2010/12/24
24533	J P Morgan Int'l Der. Ltd. - CC Bank European Wts Dec 2010 C	2010/12/17	2010/12/24
14560	Merrill Lynch Int'l & Co. C.V. - Hutchison Euro Wts Dec 2010	2010/12/20	2010/12/28
22515	Barclays Bank plc - A50 China European Warrants Dec 2010	2010/12/20	2010/12/28
23199	HK Bank - Fushan Energy European Warrants Dec 2010	2010/12/20	2010/12/28
24336	Merrill Lynch Int'l & Co. C.V. - HSBC Euro Wts Dec 2010 G	2010/12/20	2010/12/28
24635	Macquarie Bank Ltd. - China Life European Wts Dec 2010 B	2010/12/20	2010/12/28
01408	J P Morgan SP BV - China Everbright European Wts Dec 2010	2010/12/20	2010/12/29
07129	Goldman Sachs SP (Asia) - HSBC European Warrants Dec 2010 A	2010/12/20	2010/12/29
16208	RB of Scotland N.V. - HSBC European Warrants Dec 2010 A	2010/12/20	2010/12/29
16220	RB of Scotland N.V. - HSBC European Warrants Dec 2010 B	2010/12/20	2010/12/29
17057	KBC Fin Products Int'l Ltd. - Sinopec Euro Wts Dec 2010	2010/12/20	2010/12/29
17127	Deutsche Bank AG - Sinopec Corp European Warrants Dec 2010 A	2010/12/20	2010/12/29
17365	CC Rabobank B.A. - Sinopec Corp European Warrants Dec 2010A	2010/12/20	2010/12/29
17399	Credit Suisse - Sinopec Corp European Warrants Dec 2010	2010/12/20	2010/12/29
17462	CC Rabobank B.A. - HSBC European Warrants Dec 2010 B	2010/12/20	2010/12/29
18178	Macquarie Bank Ltd. - Shui On Land European Warrants Dec 10	2010/12/20	2010/12/29
18406	Citigroup Global Mkt H Inc. - HS Bank European Wts Dec 2010A	2010/12/20	2010/12/29
19016	Credit Suisse - Ping An European Warrants Dec 2010	2010/12/20	2010/12/29
19173	RB of Scotland N.V. - PetroChina European Warrants Dec 2010	2010/12/20	2010/12/29
19324	Merrill Lynch Int'l & Co. C.V. - BankComm Euro Put Wt Dec10B	2010/12/20	2010/12/29
19323	Merrill Lynch Int'l & Co. C.V. - PetroChina Eu Wt Dec 2010 B	2010/12/20	2010/12/29
19620	Deutsche Bank AG - Ping An European Warrants Dec 2010	2010/12/20	2010/12/29
19658	Deutsche Bank AG - PICC P&C European Warrants Dec 2010 A	2010/12/20	2010/12/29
19716	UBS AG - PICC European Warrants Dec 2010 A	2010/12/20	2010/12/29
19819	Deutsche Bank AG - BankComm European Put Warrants Dec10	2010/12/20	2010/12/29
20620	UBS AG - BYD European Warrants Dec 2010	2010/12/20	2010/12/29
20771	Deutsche Bank AG - Ch Comm Cons European Warrants Dec 2010	2010/12/20	2010/12/29
21011	Deutsche Bank AG - China Overseas European Warrants Dec 2010	2010/12/20	2010/12/29
21710	Merrill Lynch Int'l & Co. C.V. - BOCL European Wts Dec 2010	2010/12/20	2010/12/29
22261	Citigroup Global Mkt H Inc. - CNOOC Euro Put Wts Dec 2010	2010/12/20	2010/12/29
22575	KBC Fin Products Int'l Ltd. - A50 Ch European Put Wts Dec 10	2010/12/20	2010/12/29
22784	Deutsche Bank AG - BYD European Warrants Dec 2010	2010/12/20	2010/12/29
22859	UBS AG - Sinopharm European Warrants Dec 2010 B	2010/12/20	2010/12/29
22908	Credit Suisse AG - HSBC European Wts Dec 2010 A	2010/12/20	2010/12/29
22921	Citigroup Global Mkt H Inc. - CNBM European Warrants Dec 10	2010/12/20	2010/12/29
22982	Deutsche Bank AG - China Telecom European Wts Dec 2010	2010/12/20	2010/12/29
22984	Deutsche Bank AG - China Life European Put Wts Dec 2010	2010/12/20	2010/12/29
22983	Deutsche Bank AG - Hutchison European Warrants Dec 2010	2010/12/20	2010/12/29
22985	Macquarie Bank Ltd. -GCL-Poly Energy European Warrants Dec10	2010/12/20	2010/12/29
23002	UBS AG - Jiangxi Copper European Warrants Dec 2010	2010/12/20	2010/12/29
23014	Deutsche Bank AG - Tencent Holdings European Put Wts Dec 10	2010/12/20	2010/12/29
23026	Barclays Bank plc - Ch LongYuan European Warrants Dec 2010 B	2010/12/20	2010/12/29

## List of expired derivative warrants, 2010 (continued)

Code	Warrant	Last trading date	Delisted date
23025	Barclays Bank plc -Tencent Holdings European Warrants Dec10A	2010/12/20	2010/12/29
23062	Citigroup Global Mkt H Inc. - CC Bank European Wts Dec 2010	2010/12/20	2010/12/29
23160	Deutsche Bank AG - China Life European Warrants Dec 2010 B	2010/12/20	2010/12/29
23188	KBC Fin Products Int'l Ltd. - CC Bank Euro Wts Dec 2010 B	2010/12/20	2010/12/29
23195	KBC Fin Products Int'l Ltd. - China Life Euro Wts Dec 2010 C	2010/12/20	2010/12/29
23209	Deutsche Bank AG - Tencent Holdings European Warrants Dec 10	2010/12/20	2010/12/29
23221	KBC Fin Products Int'l Ltd. - Hutchison Euro Wts Dec 2010	2010/12/20	2010/12/29
23225	KBC Fin Products Int'l Ltd. - Hutchison Eur Put Wts Dec 2010	2010/12/20	2010/12/29
23232	Deutsche Bank AG - CC Bank European Warrants Dec 2010	2010/12/20	2010/12/29
23349	Deutsche Bank AG - China Mobile European Warrants Dec 2010 A	2010/12/20	2010/12/29
23417	Merrill Lynch Int'l & Co. C.V. - Tencent European Wts Dec10B	2010/12/20	2010/12/29
23588	Deutsche Bank AG - ICBC European Warrants Dec 2010 B	2010/12/20	2010/12/29
23605	Deutsche Bank AG - CITIC Bank European Warrants Dec 2010	2010/12/20	2010/12/29
23607	Deutsche Bank AG - CM Bank European Warrants Dec 2010	2010/12/20	2010/12/29
23667	Merrill Lynch Int'l & Co. C.V. - CM Bank Euro Wts Dec 2010 B	2010/12/20	2010/12/29
23861	Deutsche Bank AG - Sinopharm European Warrants Dec 2010	2010/12/20	2010/12/29
23944	Deutsche Bank AG - Alibaba European Warrants Dec 2010	2010/12/20	2010/12/29
23913	Merrill Lynch Int'l & Co. C.V. - HSBC Euro Wts Dec 2010 F	2010/12/20	2010/12/29
24020	Deutsche Bank AG - Fushan Energy European Warrants Dec 2010	2010/12/20	2010/12/29
24217	Merrill Lynch Int'l & Co. C.V. - JX Copper Euro Wts Dec 2010	2010/12/20	2010/12/29
24301	Deutsche Bank AG - BOCL European Warrants Dec 2010 C	2010/12/20	2010/12/29
24318	Deutsche Bank AG - Air China European Warrants Dec 2010	2010/12/20	2010/12/29
24373	Credit Suisse AG - CC Bank European Warrants Dec 2010 C	2010/12/20	2010/12/29
24378	Credit Suisse AG - CM Bank European Warrants Dec 2010 B	2010/12/20	2010/12/29
24466	UBS AG - CC Bank European Warrants Dec 2010 D	2010/12/20	2010/12/29
25025	Merrill Lynch Int'l & Co. C.V. - Ping An Euro Wts Dec 2010	2010/12/20	2010/12/29
01409	J P Morgan SP BV - China Life European Warrants Dec 2010 A	2010/12/21	2010/12/30
17487	HK Bank - China Railway European Warrants Dec 2010	2010/12/21	2010/12/30
18209	J P Morgan SP BV - PetroChina European Warrants Dec 2010 A	2010/12/21	2010/12/30
18612	Deutsche Bank AG - PetroChina European Warrants Dec 2010	2010/12/21	2010/12/30
18659	Macquarie Bank Ltd. - Swire Pacific A European Wts Dec 2010	2010/12/21	2010/12/30
19093	Merrill Lynch Int'l & Co. C.V. - PetroChina Eu Wt Dec 2010 A	2010/12/21	2010/12/30
19101	SGA Societe Generale Acceptance N.V. - Petch Eu Wt Dec 2010B	2010/12/21	2010/12/30
20438	SGA Societe Generale Acceptance N.V. - PICC P&C Eu Wt Dec10C	2010/12/21	2010/12/30
21421	Macquarie Bank Ltd. -Sino Ocean Land European Warrants Dec10	2010/12/21	2010/12/30
21737	BNP Paribas Arbit Issu B.V. - Sino-Ocean Land Euro Wts Dec10	2010/12/21	2010/12/30
21804	SGA Societe Generale Acceptance NV-New World Dev Eu Wt Dec10	2010/12/21	2010/12/30
22191	SGA Societe Generale Acceptance NV-Ch Comservice Eu Wt Dec10	2010/12/21	2010/12/30
22394	BNP Paribas Arbit Issu B.V. - CNBM European Warrants Dec 10	2010/12/21	2010/12/30
23211	SGA Societe Generale Acceptance N.V. - HWL Eur Wt Dec 2010 A	2010/12/21	2010/12/30
23245	J P Morgan SP BV - CITIC Bank European Warrants Dec 2010 B	2010/12/21	2010/12/30
23246	J P Morgan SP BV - China Life European Warrants Dec 2010 B	2010/12/21	2010/12/30
23517	SGA Societe Generale Acceptance N.V. - BOCL Eu Wt Dec 2010 B	2010/12/21	2010/12/30
23633	SGA Societe Generale Acceptance N.V. - HSBC Eu Wt Dec 2010 D	2010/12/21	2010/12/30
23870	SGA Societe Generale Acceptance N.V. - HWL Eur Wt Dec 2010 B	2010/12/21	2010/12/30
23904	Macquarie Bank Ltd. - Tencent European Put Warrants Dec 2010	2010/12/21	2010/12/30
24186	SGA Societe Generale Acceptance N.V. - CMB Euro Wts Dec 10B	2010/12/21	2010/12/30
24343	SGA Societe Generale Acceptance N.V. - CLife Eu Wt Dec 2010C	2010/12/21	2010/12/30
24436	SGA Societe Generale Acceptance N.V. - Ch Mob Eu Wt Dec 10D	2010/12/21	2010/12/30
24702	SGA Societe Generale Acceptance N.V. - CLife Eu Wt Dec 2010D	2010/12/21	2010/12/30
24822	SGA Societe Generale Acceptance N.V. - Ping An Eu Wt Dec 10	2010/12/21	2010/12/30
04971	Macquarie Bank Ltd. - HWL European Warrants Dec 2010 A	2010/12/22	2010/12/31
05940	Fortis Bank S.A./N.V. - PICC P&C European Warrants Dec 2010	2010/12/22	2010/12/31
04453	J P Morgan SP BV - China Tel European Warrants Dec 2010	2010/12/22	2010/12/31
04435	J P Morgan SP BV - China Shenhua European Warrants Dec 2010	2010/12/22	2010/12/31
01410	J P Morgan SP BV - Hutchison European Warrants Dec 2010 A	2010/12/22	2010/12/31
01268	Deutsche Bank AG - HSBC European Warrants Dec 2010 A	2010/12/22	2010/12/31
16209	Goldman Sachs SP (Asia) - HSBC European Warrants Dec 2010 B	2010/12/22	2010/12/31
16296	Macquarie Bank Ltd. - Zijin Mining European Wts Dec 2010	2010/12/22	2010/12/31
16332	Macquarie Bank Ltd. - BankComm European Warrants Dec 2010 A	2010/12/22	2010/12/31
16457	Macquarie Bank Ltd. - Ping An European Put Warrants Dec 2010	2010/12/22	2010/12/31
16524	Macquarie Bank Ltd. - HK Gas European Warrants Dec 2010	2010/12/22	2010/12/31
16536	Macquarie Bank Ltd. - Hang Seng Bank European Wts Dec 2010A	2010/12/22	2010/12/31
16537	Macquarie Bank Ltd. - Yanzhou Coal European Wts Dec 2010 A	2010/12/22	2010/12/31
16599	Macquarie Bank Ltd. - PetroChina European Put Wts Dec 2010	2010/12/22	2010/12/31
16658	Macquarie Bank Ltd. - HSBC European Put Warrants Dec 2010 F	2010/12/22	2010/12/31
16660	HK Bank - PetroChina European Warrants Dec 2010	2010/12/22	2010/12/31
16818	Macquarie Bank Ltd. - CNOOC European Warrants Dec 2010 A	2010/12/22	2010/12/31
16952	Macquarie Bank Ltd. - Hang Seng Bank European Wts Dec 2010 B	2010/12/22	2010/12/31
17113	Macquarie Bank Ltd. - HSBC European Warrants Dec 2010 A	2010/12/22	2010/12/31
17248	Macquarie Bank Ltd. - BOCHK European Warrants Dec 2010	2010/12/22	2010/12/31
17454	J P Morgan SP BV - PICC European Warrants Dec 2010 A	2010/12/22	2010/12/31
17576	Macquarie Bank Ltd. - Tencent European Warrants Dec 2010 A	2010/12/22	2010/12/31
17742	CC Rabobank B.A. - HKEx European Put Warrants Dec 2010	2010/12/22	2010/12/31
17774	CC Rabobank B.A. - PetroChina European Put Warrants Dec 2010	2010/12/22	2010/12/31
17858	Macquarie Bank Ltd. - Sinoma European Warrants Dec 2010	2010/12/22	2010/12/31
17868	Macquarie Bank Ltd. - BankComm European Warrants Dec 2010 B	2010/12/22	2010/12/31
17876	Macquarie Bank Ltd. - BankComm European Put Wts Dec 2010	2010/12/22	2010/12/31
17870	Macquarie Bank Ltd. - Ch Comm Cons European Wts Dec 2010	2010/12/22	2010/12/31
18011	J P Morgan SP BV - Anhui Conch European Warrants Dec 2010 A	2010/12/22	2010/12/31
18000	Macquarie Bank Ltd. - PICC P&C European Warrants Dec 2010 A	2010/12/22	2010/12/31
18043	Macquarie Bank Ltd. - KECL European Warrants Dec 2010	2010/12/22	2010/12/31
18044	Macquarie Bank Ltd. - HSBC European Warrants Dec 2010 B	2010/12/22	2010/12/31
18106	J P Morgan SP BV - Ping An European Warrants Dec 2010	2010/12/22	2010/12/31
18207	J P Morgan SP BV - Maanshan Iron European Warrants Dec 2010	2010/12/22	2010/12/31
18210	J P Morgan SP BV - PetroChina European Warrants Dec 2010 B	2010/12/22	2010/12/31
18477	HK Bank - Foxconn European Warrants Dec 2010	2010/12/22	2010/12/31



## List of expired derivative warrants, 2010 (continued)

Code	Warrant	Last trading date	Delisted date
18716	Barclays Bank plc - HSI European Warrants Dec 2010 A	2010/12/22	2010/12/31
18975	CC Rabobank B.A. - PetroChina European Warrants Dec 2010	2010/12/22	2010/12/31
19008	J P Morgan SP BV - Foxconn European Warrants Dec 2010	2010/12/22	2010/12/31
19205	J P Morgan SP BV - BankComm European Warrants Dec 2010	2010/12/22	2010/12/31
19194	Macquarie Bank Ltd. - PICC P&C European Warrants Dec 2010 B	2010/12/22	2010/12/31
19289	J P Morgan SP BV - China Mob European Put Warrants Dec 2010	2010/12/22	2010/12/31
19482	J P Morgan SP BV - HSBC European Warrants Dec 2010 B	2010/12/22	2010/12/31
19499	HK Bank - A50 China European Warrants Dec 2010	2010/12/22	2010/12/31
19660	BNP Paribas Arbit Issu B.V. - Minsheng Bank Euro Wts Dec10	2010/12/22	2010/12/31
19689	BNP Paribas Arbit Issu B.V. - BYD European Warrants Dec 2010	2010/12/22	2010/12/31
19675	J P Morgan SP BV - Belle Int'l European Warrants Dec 2010	2010/12/22	2010/12/31
19810	CC Rabobank B.A. - A50 China European Warrants Dec 2010	2010/12/22	2010/12/31
20070	J P Morgan SP BV - Ch Comm Cons European Warrants Dec 2010 B	2010/12/22	2010/12/31
20090	J P Morgan SP BV - Air China European Warrants Dec 2010 A	2010/12/22	2010/12/31
20317	Deutsche Bank AG - Maanshan Iron European Warrants Dec 2010	2010/12/22	2010/12/31
20460	Goldman Sachs SP (Asia) - CC Bank European Wts Dec 2010 A	2010/12/22	2010/12/31
20451	Macquarie Bank Ltd. - China Unicom European Wts Dec 2010 A	2010/12/22	2010/12/31
20504	Macquarie Bank Ltd. - New World Dev European Wts Dec 2010	2010/12/22	2010/12/31
20559	CC Rabobank B.A. - Weichai Power European Warrants Dec 2010	2010/12/22	2010/12/31
20571	BOCI Asia Ltd. - PetroChina European Warrants Dec 2010	2010/12/22	2010/12/31
21064	BOCI Asia Ltd. - Poly HK Inv European Warrants Dec 2010	2010/12/22	2010/12/31
21418	Merrill Lynch Int'l & Co. C.V. -HSI European Put Wts Dec 10F	2010/12/22	2010/12/31
21508	Citigroup Global Mkt H Inc. - Agile Ppt European Wts Dec 10	2010/12/22	2010/12/31
21509	Citigroup Global Mkt H Inc. - Ch Overseas Euro Wts Dec 2010	2010/12/22	2010/12/31
21513	Citigroup Global Mkt H Inc. - A50 China Eur Put Wts Dec 2010	2010/12/22	2010/12/31
21511	Citigroup Global Mkt H Inc. - Poly HK Inv Euro Wts Dec10	2010/12/22	2010/12/31
21519	CC Rabobank B.A. - China Coal European Warrants Dec 2010	2010/12/22	2010/12/31
21585	J P Morgan SP BV - BOC HK European Warrants Dec 2010	2010/12/22	2010/12/31
21591	J P Morgan SP BV - Nine Dragons European Warrants Dec 2010	2010/12/22	2010/12/31
21689	HK Bank - HSI European Put Warrants Dec 2010 C	2010/12/22	2010/12/31
21684	HK Bank - HSI European Warrants Dec 2010 A	2010/12/22	2010/12/31
21685	HK Bank - HSI European Warrants Dec 2010 B	2010/12/22	2010/12/31
21728	CC Rabobank B.A. - CM Bank European Warrants Dec 2010 A	2010/12/22	2010/12/31
21824	BOCI Asia Ltd. - HSI European Warrants Dec 2010 A	2010/12/22	2010/12/31
21815	Citigroup Global Mkt H Inc. - CM Bank European Wts Dec 2010B	2010/12/22	2010/12/31
21836	CC Rabobank B.A. - Ch Zhongwang European Warrants Dec 2010	2010/12/22	2010/12/31
21959	HK Bank - CNOOC European Warrants Dec 2010 C	2010/12/22	2010/12/31
21960	HK Bank - KECL European Warrants Dec 2010 C	2010/12/22	2010/12/31
22029	J P Morgan SP BV - R&F Ppt European Warrants Dec 2010	2010/12/22	2010/12/31
22060	HK Bank - Datang Power European Warrants Dec 2010 A	2010/12/22	2010/12/31
22063	HK Bank - Shanghai Electric European Warrants Dec 2010	2010/12/22	2010/12/31
22080	KBC Fin Products Int'l Ltd. - HSI European Wts Dec 2010 A	2010/12/22	2010/12/31
22161	Nomura Int'l plc - HSI European Put Warrants Dec 2010	2010/12/22	2010/12/31
22158	Nomura Int'l plc - HSI European Warrants Dec 2010 A	2010/12/22	2010/12/31
22159	Nomura Int'l plc - HSI European Warrants Dec 2010 B	2010/12/22	2010/12/31
22226	HK Bank - Ch LongYuan European Warrants Dec 2010	2010/12/22	2010/12/31
22251	Goldman Sachs SP (Asia) - Kerry Ppt European Warrants Dec 10	2010/12/22	2010/12/31
22301	Macquarie Bank Ltd. - HSCEI European Warrants Dec 2010	2010/12/22	2010/12/31
22298	UBS AG - HSI European Warrants Dec 2010 A	2010/12/22	2010/12/31
22401	Macquarie Bank Ltd. - Chi Res Land European Warrants Dec 10	2010/12/22	2010/12/31
22476	Goldman Sachs SP (Asia) - HSBC European Warrants Dec 2010 C	2010/12/22	2010/12/31
22458	HK Bank - Geely Auto European Warrants Dec 2010 A	2010/12/22	2010/12/31
22464	SGA Societe Generale Acceptance N.V. - HSI Eu Put Wt Dec 10A	2010/12/22	2010/12/31
22549	Macquarie Bank Ltd. - Esprit European Warrants Dec 2010	2010/12/22	2010/12/31
10965	RB of Scotland N.V. - Gold European Warrants Dec 2010	2010/12/22	2010/12/31
22587	Macquarie Bank Ltd. - China Agri European Warrants Dec 2010	2010/12/22	2010/12/31
22649	HK Bank - HSI European Warrants Dec 2010 D	2010/12/22	2010/12/31
22650	HK Bank - HSI European Warrants Dec 2010 E	2010/12/22	2010/12/31
22651	HK Bank - HSI European Warrants Dec 2010 F	2010/12/22	2010/12/31
22656	HK Bank - HSI European Put Warrants Dec 2010 G	2010/12/22	2010/12/31
22657	HK Bank - HSI European Put Warrants Dec 2010 H	2010/12/22	2010/12/31
22658	HK Bank - HSI European Put Warrants Dec 2010 I	2010/12/22	2010/12/31
22661	BOCI Asia Ltd. - HSI European Warrants Dec 2010 B	2010/12/22	2010/12/31
22680	CC Rabobank B.A. - CC Bank European Put Warrants Dec 2010	2010/12/22	2010/12/31
22681	CC Rabobank B.A. - China Life European Put Warrants Dec 2010	2010/12/22	2010/12/31
22669	CC Rabobank B.A. - HSBC European Put Warrants Dec 2010 H	2010/12/22	2010/12/31
22678	CC Rabobank B.A. - HSI European Put Warrants Dec 2010 A	2010/12/22	2010/12/31
22679	CC Rabobank B.A. - HSI European Put Warrants Dec 2010 B	2010/12/22	2010/12/31
22668	CC Rabobank B.A. - ICBC European Put Warrants Dec 2010	2010/12/22	2010/12/31
22652	SGA Societe Generale Acceptance N.V. -HSCEI Eu Put Wt Dec 10	2010/12/22	2010/12/31
22660	SGA Societe Generale Acceptance N.V. - HSI Eu Put Wt Dec 10B	2010/12/22	2010/12/31
22712	KBC Fin Products Int'l Ltd. - HSI European Wts Dec 2010 B	2010/12/22	2010/12/31
22716	KBC Fin Products Int'l Ltd. - HSI Euro Put Wts Dec 2010 C	2010/12/22	2010/12/31
22717	KBC Fin Products Int'l Ltd. - HSI Euro Put Wts Dec 2010 D	2010/12/22	2010/12/31
22741	UBS AG - HSCEI European Warrants Dec 2010	2010/12/22	2010/12/31
22745	UBS AG - HSCEI European Put Warrants Dec 2010	2010/12/22	2010/12/31
22762	Goldman Sachs SP (Asia) - China Mobile Euro Wts Dec 2010	2010/12/22	2010/12/31
10969	RB of Scotland N.V. - Gold European Put Warrants Dec 2010	2010/12/22	2010/12/31
22774	UBS AG - HSI European Warrants Dec 2010 B	2010/12/22	2010/12/31
22777	UBS AG - HSI European Warrants Dec 2010 C	2010/12/22	2010/12/31
22829	Goldman Sachs SP (Asia) - CC Bank European Wts Dec 2010 B	2010/12/22	2010/12/31
22831	Goldman Sachs SP (Asia) - HSBC European Warrants Dec 2010 D	2010/12/22	2010/12/31
22809	CC Rabobank B.A. - Datang European Warrants Dec 2010	2010/12/22	2010/12/31
22813	CC Rabobank B.A. - Maanshan Iron European Warrants Dec 2010	2010/12/22	2010/12/31
22825	UBS AG - HSI European Put Warrants Dec 2010 D	2010/12/22	2010/12/31
22841	BOCI Asia Ltd. - BYD European Warrants Dec 2010	2010/12/22	2010/12/31
22850	Macquarie Bank Ltd. - Agile Ppt European Warrants Dec 2010	2010/12/22	2010/12/31

## List of expired derivative warrants, 2010 (continued)

Code	Warrant	Last trading date	Delisted date
22854	Macquarie Bank Ltd. - Henderson Land Dev Euro Wts Dec 2010	2010/12/22	2010/12/31
22867	Macquarie Bank Ltd. - Evergrande European Warrants Dec 2010	2010/12/22	2010/12/31
22914	BNP Paribas Arbit Issu B.V. - HSI Euro Put Wts Dec 2010 A	2010/12/22	2010/12/31
22915	BNP Paribas Arbit Issu B.V. - HSI Euro Put Wts Dec 2010 B	2010/12/22	2010/12/31
22907	Credit Suisse AG - HSI European Warrants Dec 2010 A	2010/12/22	2010/12/31
22909	Credit Suisse AG - HSI European Put Warrants Dec 2010 B	2010/12/22	2010/12/31
22911	Deutsche Bank AG - HSI European Put Warrants Dec 2010 A	2010/12/22	2010/12/31
22912	Deutsche Bank AG - HSI European Put Warrants Dec 2010 B	2010/12/22	2010/12/31
22913	Goldman Sachs SP (Asia) - HSI European Put Wts Dec 2010 A	2010/12/22	2010/12/31
22926	SGA Societe Generale Acceptance N.V. - HSI Eu Put Wt Dec 10C	2010/12/22	2010/12/31
22927	SGA Societe Generale Acceptance N.V. - HSI Eu Put Wt Dec 10D	2010/12/22	2010/12/31
22936	UBS AG - HSI European Put Warrants Dec 2010 E	2010/12/22	2010/12/31
22958	BOCI Asia Ltd. - HSI European Put Warrants Dec 2010	2010/12/22	2010/12/31
22954	BOCI Asia Ltd. - HSI European Warrants Dec 2010 C	2010/12/22	2010/12/31
22965	Macquarie Bank Ltd. - Bank of EA European Warrants Dec 2010	2010/12/22	2010/12/31
22966	Macquarie Bank Ltd. - Yurun Food European Warrants Dec 2010	2010/12/22	2010/12/31
22967	Macquarie Bank Ltd. - Yanzhou Coal European Wts Dec 2010 B	2010/12/22	2010/12/31
22981	Deutsche Bank AG - HSI European Warrants Dec 2010 C	2010/12/22	2010/12/31
22977	SGA Societe Generale Acceptance N.V. - HSI Eur Put Wt Dec 2010 E	2010/12/22	2010/12/31
22978	SGA Societe Generale Acceptance N.V. - HSI Eur Wt Dec 2010 F	2010/12/22	2010/12/31
22991	UBS AG - HSI European Warrants Dec 2010 F	2010/12/22	2010/12/31
23005	CC Rabobank B.A. - Anhui Conch European Warrants Dec 2010	2010/12/22	2010/12/31
23011	Citigroup Global Mkt H Inc. - Bank of EA European Wts Dec10	2010/12/22	2010/12/31
23015	CC Rabobank B.A. - Sinopharm European Warrants Dec 2010	2010/12/22	2010/12/31
23030	CC Rabobank B.A. - CPIC European Warrants Dec 2010	2010/12/22	2010/12/31
23032	CC Rabobank B.A. - Ch Ship Cont European Warrants Dec 2010	2010/12/22	2010/12/31
23033	CC Rabobank B.A. - Tsingtao Brew European Warrants Dec 2010	2010/12/22	2010/12/31
23043	CC Rabobank B.A. - BOCL European Warrants Dec 2010	2010/12/22	2010/12/31
23044	CC Rabobank B.A. - CC Bank European Warrants Dec 2010 A	2010/12/22	2010/12/31
23046	CC Rabobank B.A. - CM Bank European Warrants Dec 2010 B	2010/12/22	2010/12/31
23047	CC Rabobank B.A. - Sinopec Corp European Warrants Dec 2010 B	2010/12/22	2010/12/31
23048	CC Rabobank B.A. - Hutchison European Warrants Dec 2010	2010/12/22	2010/12/31
23050	CC Rabobank B.A. - ICBC European Warrants Dec 2010 C	2010/12/22	2010/12/31
23041	UBS AG - HSI European Warrants Dec 2010 G	2010/12/22	2010/12/31
23118	Barclays Bank plc - HSI European Warrants Dec 2010 B	2010/12/22	2010/12/31
23122	Barclays Bank plc - HSI European Put Warrants Dec 2010 C	2010/12/22	2010/12/31
23123	Barclays Bank plc - HSI European Put Warrants Dec 2010 D	2010/12/22	2010/12/31
23124	Barclays Bank plc - HSI European Put Warrants Dec 2010 E	2010/12/22	2010/12/31
23125	Barclays Bank plc - HSI European Put Warrants Dec 2010 F	2010/12/22	2010/12/31
23145	CC Rabobank B.A. - Mongolia Energy European Wts Dec 2010	2010/12/22	2010/12/31
23133	CC Rabobank B.A. - Shenzhen Invest European Warrants Dec 10	2010/12/22	2010/12/31
23136	CC Rabobank B.A. - Tencent Holdings European Put Wts Dec 10	2010/12/22	2010/12/31
23150	SGA Societe Generale Acceptance N.V. - HSI Eur Wt Dec 2010 G	2010/12/22	2010/12/31
23165	RB of Scotland N.V. - HSI European Put Warrants Dec 2010 C	2010/12/22	2010/12/31
23170	CC Rabobank B.A. - HSI European Warrants Dec 2010 C	2010/12/22	2010/12/31
23171	CC Rabobank B.A. - HSI European Warrants Dec 2010 D	2010/12/22	2010/12/31
23175	CC Rabobank B.A. - HSI European Put Warrants Dec 2010 E	2010/12/22	2010/12/31
23176	CC Rabobank B.A. - HSI European Put Warrants Dec 2010 F	2010/12/22	2010/12/31
23237	BNP Paribas Arbit Issu B.V. - HSI European Wts Dec 2010 D	2010/12/22	2010/12/31
23241	BNP Paribas Arbit Issu B.V. - HSI Euro Put Wts Dec 2010 C	2010/12/22	2010/12/31
23229	SGA Societe Generale Acceptance N.V. - HSI Eu Put Wt Dec10H	2010/12/22	2010/12/31
23230	SGA Societe Generale Acceptance N.V. - HSI Eu Put Wt Dec10I	2010/12/22	2010/12/31
23231	SGA Societe Generale Acceptance N.V. - HSI Eu Put Wt Dec10J	2010/12/22	2010/12/31
23250	BOCI Asia Ltd. - Sinopec Corp European Warrants Dec 2010	2010/12/22	2010/12/31
23262	Deutsche Bank AG - HSI European Warrants Dec 2010 D	2010/12/22	2010/12/31
23263	Deutsche Bank AG - HSI European Warrants Dec 2010 E	2010/12/22	2010/12/31
23264	Deutsche Bank AG - HSI European Put Warrants Dec 2010 F	2010/12/22	2010/12/31
23265	Deutsche Bank AG - HSI European Put Warrants Dec 2010 G	2010/12/22	2010/12/31
23266	Deutsche Bank AG - HSI European Put Warrants Dec 2010 H	2010/12/22	2010/12/31
23247	J P Morgan SP BV - Chi Res Land European Warrants Dec 2010 B	2010/12/22	2010/12/31
23258	CC Rabobank B.A. - Ping An European Warrants Dec 2010	2010/12/22	2010/12/31
23307	J P Morgan SP BV - Anhui Conch European Warrants Dec 2010 B	2010/12/22	2010/12/31
23308	J P Morgan SP BV - CNBM European Warrants Dec 2010	2010/12/22	2010/12/31
23331	J P Morgan SP BV - Hutchison European Warrants Dec 2010 B	2010/12/22	2010/12/31
23313	J P Morgan SP BV - Sinopharm European Warrants Dec 2010	2010/12/22	2010/12/31
23326	KBC Fin Products Int'l Ltd. - Ch Mobile Euro Wt Dec 2010	2010/12/22	2010/12/31
23322	KBC Fin Products Int'l Ltd. - HSI European Wts Dec 2010 E	2010/12/22	2010/12/31
23323	KBC Fin Products Int'l Ltd. - HSI European Wts Dec 2010 F	2010/12/22	2010/12/31
23324	KBC Fin Products Int'l Ltd. - HSI European Wts Dec 2010 G	2010/12/22	2010/12/31
23327	KBC Fin Products Int'l Ltd. - HSI Euro Put Wts Dec 2010 H	2010/12/22	2010/12/31
23328	KBC Fin Products Int'l Ltd. - HSI Euro Put Wts Dec 2010 I	2010/12/22	2010/12/31
23329	KBC Fin Products Int'l Ltd. - HSI Euro Put Wts Dec 2010 J	2010/12/22	2010/12/31
23363	Merrill Lynch Int'l & Co. C.V. - HSI European Warrants Dec10A	2010/12/22	2010/12/31
23364	Merrill Lynch Int'l & Co. C.V. - HSI European Warrants Dec10B	2010/12/22	2010/12/31
23368	Merrill Lynch Int'l & Co. C.V. - HSI European Warrants Dec10C	2010/12/22	2010/12/31
23393	Merrill Lynch Int'l & Co. C.V. - HSI European Put Wts Dec 10D	2010/12/22	2010/12/31
23394	Merrill Lynch Int'l & Co. C.V. - HSI European Put Wts Dec 10E	2010/12/22	2010/12/31
23442	BNP Paribas Arbit Issu B.V. - HSI European Wts Dec 2010 E	2010/12/22	2010/12/31
23520	Macquarie Bank Ltd. - HSI European Warrants Dec 2010 A	2010/12/22	2010/12/31
23521	Macquarie Bank Ltd. - HSI European Warrants Dec 2010 B	2010/12/22	2010/12/31
23504	Merrill Lynch Int'l & Co. C.V. - Ch Mobile Eur Wt Dec 2010	2010/12/22	2010/12/31
23514	Merrill Lynch Int'l & Co. C.V. - HSI European Put Wts Dec 10G	2010/12/22	2010/12/31
23532	Goldman Sachs SP (Asia) - HSI European Warrants Dec 2010 B	2010/12/22	2010/12/31
23533	Goldman Sachs SP (Asia) - HSI European Warrants Dec 2010 C	2010/12/22	2010/12/31
23537	Goldman Sachs SP (Asia) - HSI European Put Wts Dec 2010 D	2010/12/22	2010/12/31
23740	Merrill Lynch Int'l & Co. C.V. - HSCEI European Wts Dec10	2010/12/22	2010/12/31
23744	Merrill Lynch Int'l & Co. C.V. - HSCEI Euro Put Wts Dec10	2010/12/22	2010/12/31

## List of expired derivative warrants, 2010 (continued)

Code	Warrant	Last trading date	Delisted date
23763	Barclays Bank plc - HSI European Warrants Dec 2010 G	2010/12/22	2010/12/31
23767	Barclays Bank plc - HSI European Put Warrants Dec 2010 H	2010/12/22	2010/12/31
23779	KBC Fin Products Int'l Ltd. - HSI European Put Wts Dec 2010K	2010/12/22	2010/12/31
23769	Macquarie Bank Ltd. - HSI European Put Warrants Dec 2010	2010/12/22	2010/12/31
23810	HK Bank - HSI European Put Warrants Dec 2010 J	2010/12/22	2010/12/31
23852	UBS AG - HSI European Warrants Dec 2010 H	2010/12/22	2010/12/31
23855	UBS AG - HSI European Put Warrants Dec 2010 I	2010/12/22	2010/12/31
23874	CC Rabobank B.A. - HSI European Warrants Dec 2010 G	2010/12/22	2010/12/31
23878	CC Rabobank B.A. - HSI European Put Warrants Dec 2010 H	2010/12/22	2010/12/31
23879	CC Rabobank B.A. - HSI European Put Warrants Dec 2010 I	2010/12/22	2010/12/31
23885	RB of Scotland N.V. - HSI European Warrants Dec 2010 A	2010/12/22	2010/12/31
23886	RB of Scotland N.V. - HSI European Warrants Dec 2010 B	2010/12/22	2010/12/31
23968	Credit Suisse AG - HSI European Warrants Dec 2010 C	2010/12/22	2010/12/31
23972	Credit Suisse AG - HSI European Put Warrants Dec 2010 D	2010/12/22	2010/12/31
23945	Merrill Lynch Int'l & Co. C.V. - HSI European Warrants Dec10H	2010/12/22	2010/12/31
23946	Merrill Lynch Int'l & Co. C.V. - HSI European Warrants Dec10I	2010/12/22	2010/12/31
23949	Merrill Lynch Int'l & Co. C.V. - HSI European Put Wts Dec10J	2010/12/22	2010/12/31
24013	Deutsche Bank AG - HSI European Warrants Dec 2010 I	2010/12/22	2010/12/31
24014	Deutsche Bank AG - HSI European Warrants Dec 2010 J	2010/12/22	2010/12/31
24030	Goldman Sachs SP (Asia) - HSI European Warrants Dec 2010 E	2010/12/22	2010/12/31
24036	Goldman Sachs SP (Asia) - HSI European Put Wts Dec 2010 F	2010/12/22	2010/12/31
24037	Goldman Sachs SP (Asia) - HSI European Put Wts Dec 2010 G	2010/12/22	2010/12/31
24019	RB of Scotland N.V. - HSI European Put Warrants Dec 2010 D	2010/12/22	2010/12/31
24052	HK Bank - HSI European Warrants Dec 2010 K	2010/12/22	2010/12/31
24057	RB of Scotland N.V. - CC Bank European Warrants Dec 2010 B	2010/12/22	2010/12/31
24125	SGA Societe Generale Acceptance N.V. - HSI Eu Put Wt Dec10K	2010/12/22	2010/12/31
24193	UBS AG - HSI European Put Warrants Dec 2010 J	2010/12/22	2010/12/31
24288	Macquarie Bank Ltd. - HSI European Warrants Dec 2010 C	2010/12/22	2010/12/31
24325	UBS AG - CC Bank European Warrants Dec 2010 C	2010/12/22	2010/12/31
24527	RB of Scotland N.V. - HSI European Warrants Dec 2010 E	2010/12/22	2010/12/31
24531	RB of Scotland N.V. - HSI European Put Warrants Dec 2010 F	2010/12/22	2010/12/31
24641	Credit Suisse AG - HSI European Warrants Dec 2010 E	2010/12/22	2010/12/31
24829	Credit Suisse AG - HSI European Warrants Dec 2010 F	2010/12/22	2010/12/31
24833	Credit Suisse AG - HSI European Put Warrants Dec 2010 G	2010/12/22	2010/12/31
24834	Credit Suisse AG - HSI European Put Warrants Dec 2010 H	2010/12/22	2010/12/31
24875	HK Bank - HSI European Warrants Dec 2010 L	2010/12/22	2010/12/31
24886	RB of Scotland N.V. - HSI European Put Warrants Dec 2010 G	2010/12/22	2010/12/31
24882	UBS AG - HSI European Put Warrants Dec 2010 K	2010/12/22	2010/12/31
24954	UBS AG - HSI European Put Warrants Dec 2010 L	2010/12/22	2010/12/31
24979	Citigroup Global Mkt H Inc. - HSI European Warrants Dec 2010	2010/12/22	2010/12/31
25006	UBS AG - HSI European Warrants Dec 2010 M	2010/12/22	2010/12/31
25030	Credit Suisse AG - HSI European Put Warrants Dec 2010 I	2010/12/22	2010/12/31

## Market value and trading for derivative warrants, 2006 – 2010

Year/Month	Number*	Market value* (HK\$ mil.)	Turnover value (HK\$ mil.)	(%) of market total
2006	1959	456,071.92	1,790,059.46	21.48
2007	4483	696,995.85	4,693,859.57	21.83
2008	3011	169,573.55	3,433,736.34	19.51
2009	3367	136,441.34	1,654,894.76	10.72
2010	5148	142,445.77	2,692,462.26	15.77
2010	Jan	3710	98,054.50	12.43
	Feb	3996	108,813.62	18.75
	Mar	3974	106,176.30	15.20
	Apr	4203	98,101.84	12.61
	May	4399	96,375.13	14.57
	Jun	4114	86,643.45	16.39
	Jul	4023	92,046.15	17.51
	Aug	4191	83,546.26	17.55
	Sep	4348	131,501.94	16.26
	Oct	4810	186,216.52	15.07
	Nov	5054	172,395.30	17.39
	Dec	5148	142,445.77	16.41

\* Month-end or year-end figures.

## Newly listed callable bull/bear contracts

Code	Issuer	Name of issue	Issue prices (HK\$)	Strike price (HKD) / Strike level per 10 units	Call price (HKD) / Call level per 10 units	Expiry date	No. of issue (units)	Listing date
69382	Credit Suisse AG	HSI R Bull CBBC May 2010 K	0.250	20,700 per 10,000 units	21,200 per 10,000 units	2010/05/28	200,000,000	2010/01/04
69390	Credit Suisse AG	HSI R Bull CBBC May 2010 X	0.250	21,000 per 15,000 units	21,500 per 15,000 units	2010/05/28	210,000,000	2010/01/04
69383	Credit Suisse AG	HSI R Bull CBBC Jun 2010 N	0.250	20,100 per 10,000 units	20,600 per 10,000 units	2010/06/29	200,000,000	2010/01/04
69386	Credit Suisse AG	HSI R Bear CBBC May 2010 Y	0.250	21,900 per 10,000 units	21,400 per 10,000 units	2010/05/28	200,000,000	2010/01/04
69389	Deutsche Bank AG	HSI R Bull CBBC May 2010 R	0.250	21,000 per 12,000 units	21,500 per 12,000 units	2010/05/28	300,000,000	2010/01/04
69384	Deutsche Bank AG	HSI R Bear CBBC Apr 2010 Y	0.250	21,900 per 12,000 units	21,400 per 12,000 units	2010/04/29	300,000,000	2010/01/04
69393	Goldman Sachs SP (Asia)	HSI R Bull CBBC Apr 2010 V	0.250	20,700 per 12,000 units	21,200 per 12,000 units	2010/04/29	200,000,000	2010/01/04
69394	Goldman Sachs SP (Asia)	HSI R Bull CBBC May 2010 L	0.250	20,900 per 15,000 units	21,400 per 15,000 units	2010/05/28	200,000,000	2010/01/04
69391	KBC Fin Products Int'l Ltd.	HSI R Bull CBBC Apr 2010 R	0.250	20,800 per 10,000 units	21,300 per 10,000 units	2010/04/29	208,000,000	2010/01/04
69392	KBC Fin Products Int'l Ltd.	HSI R Bull CBBC Apr 2010 S	0.250	21,000 per 10,000 units	21,500 per 10,000 units	2010/04/29	208,000,000	2010/01/04
69385	UBS AG	HSBC R Bear CBBC Jun 2010 C	0.250	93.88 per 100 units	88.88 per 100 units	2010/06/07	200,000,000	2010/01/04
69388	UBS AG	HSI R Bull CBBC Apr 2010 M	0.250	21,000 per 10,000 units	21,500 per 10,000 units	2010/04/29	300,000,000	2010/01/04
69387	UBS AG	HSI R Bear CBBC Apr 2010 V	0.250	22,000 per 10,000 units	21,500 per 10,000 units	2010/04/29	300,000,000	2010/01/04
69443	RB of Scotland N.V.	China Mobile R Bull CBBC Apr 2010 A	0.250	51.28 per 100 units	55.28 per 100 units	2010/04/21	80,000,000	2010/01/05
69444	RB of Scotland N.V.	China Mobile R Bull CBBC Apr 2010 B	0.250	56.28 per 100 units	60.28 per 100 units	2010/04/21	80,000,000	2010/01/05
69445	RB of Scotland N.V.	China Mobile R Bull CBBC Apr 2010 C	0.250	61.28 per 100 units	65.28 per 100 units	2010/04/21	80,000,000	2010/01/05
69449	RB of Scotland N.V.	China Mobile R Bear CBBC Apr 2010 D	0.250	79.28 per 100 units	75.28 per 100 units	2010/04/21	80,000,000	2010/01/05
69450	RB of Scotland N.V.	China Mobile R Bear CBBC Apr 2010 E	0.250	84.28 per 100 units	80.28 per 100 units	2010/04/21	80,000,000	2010/01/05
69451	RB of Scotland N.V.	China Mobile R Bear CBBC Apr 2010 F	0.250	89.28 per 100 units	85.28 per 100 units	2010/04/21	80,000,000	2010/01/05
69452	RB of Scotland N.V.	China Mobile R Bear CBBC Apr 2010 G	0.250	94.25 per 100 units	90.25 per 100 units	2010/04/21	80,000,000	2010/01/05
69446	RB of Scotland N.V.	CC Bank R Bear CBBC Apr 2010 A	0.250	8.380	7.880	2010/04/21	80,000,000	2010/01/05
69459	RB of Scotland N.V.	Ch Life R Bull CBBC May 2010 A	0.250	30.88 per 100 units	32.28 per 100 units	2010/05/26	80,000,000	2010/01/05
69461	RB of Scotland N.V.	Ch Life R Bull CBBC May 2010 B	0.250	32.88 per 100 units	34.28 per 100 units	2010/05/26	80,000,000	2010/01/05
69462	RB of Scotland N.V.	Ch Life R Bear CBBC May 2010 C	0.250	41.68 per 100 units	40.28 per 100 units	2010/05/26	80,000,000	2010/01/05
69463	RB of Scotland N.V.	Ch Life R Bear CBBC May 2010 D	0.250	43.68 per 100 units	42.28 per 100 units	2010/05/26	80,000,000	2010/01/05
69464	RB of Scotland N.V.	Ch Life R Bear CBBC May 2010 E	0.250	45.68 per 100 units	44.28 per 100 units	2010/05/26	80,000,000	2010/01/05
69465	RB of Scotland N.V.	Ch Life R Bear CBBC May 2010 F	0.250	47.68 per 100 units	46.28 per 100 units	2010/05/26	80,000,000	2010/01/05
69466	RB of Scotland N.V.	Ch Life R Bear CBBC May 2010 G	0.250	49.68 per 100 units	48.28 per 100 units	2010/05/26	80,000,000	2010/01/05
69467	RB of Scotland N.V.	Ch Life R Bear CBBC May 2010 H	0.250	51.68 per 100 units	50.28 per 100 units	2010/05/26	80,000,000	2010/01/05
69433	RB of Scotland N.V.	A50 China R Bull CBBC Apr 2010 A	0.256	11.820	12.320	2010/04/21	80,000,000	2010/01/05
69434	RB of Scotland N.V.	A50 China R Bull CBBC Apr 2010 B	0.250	12.820	13.320	2010/04/21	80,000,000	2010/01/05
69435	RB of Scotland N.V.	A50 China R Bull CBBC Jun 2010 A	0.250	12.320	12.820	2010/06/18	80,000,000	2010/01/05
69437	RB of Scotland N.V.	A50 China R Bull CBBC Jun 2010 B	0.250	13.320	13.820	2010/06/18	80,000,000	2010/01/05
69438	RB of Scotland N.V.	A50 China R Bear CBBC Apr 2010 C	0.250	16.820	16.320	2010/04/21	80,000,000	2010/01/05
69439	RB of Scotland N.V.	A50 China R Bear CBBC Apr 2010 D	0.250	15.820	15.320	2010/04/21	80,000,000	2010/01/05
69440	RB of Scotland N.V.	A50 China R Bear CBBC Jun 2010 C	0.304	17.320	16.820	2010/06/18	80,000,000	2010/01/05
69441	RB of Scotland N.V.	A50 China R Bear CBBC Jun 2010 D	0.250	16.320	15.820	2010/06/18	80,000,000	2010/01/05
69442	RB of Scotland N.V.	A50 China R Bear CBBC Jun 2010 E	0.505	19.320	18.820	2010/06/18	80,000,000	2010/01/05
69447	RB of Scotland N.V.	TCH R Bear CBBC Jun 2010 A	0.341	195.80 per 100 units	188.80 per 100 units	2010/06/18	80,000,000	2010/01/05
69448	RB of Scotland N.V.	TCH R Bear CBBC Jun 2010 B	0.541	215.80 per 100 units	208.80 per 100 units	2010/06/18	80,000,000	2010/01/05
69396	BNP Paribas Arbit Issu B.V.	HSI R Bull CBBC Apr 2010 T	0.250	21,000 per 15,000 units	21,500 per 15,000 units	2010/04/29	300,000,000	2010/01/05
69395	BNP Paribas Arbit Issu B.V.	HSI R Bull CBBC Apr 2010 U	0.250	20,500 per 15,000 units	21,000 per 15,000 units	2010/04/29	300,000,000	2010/01/05
69401	BNP Paribas Arbit Issu B.V.	HSI R Bear CBBC Apr 2010 R	0.250	23,300 per 15,000 units	22,800 per 15,000 units	2010/04/29	300,000,000	2010/01/05

## Newly listed callable bull/bear contracts (continued)

Code	Issuer	Name of issue	Issue prices (HK\$)	Strike price (HKD) / Strike level per 10 units	Call price (HKD) / Call level per 10 units	Expiry date	No. of issue (units)	Listing date
69400	BNP Paribas Arbit Issu B.V.	HSI R Bear CBBC Apr 2010 S	0.250	22,800 per 12,000 units	22,300 per 12,000 units	2010/04/29	300,000,000	2010/01/05
69457	Credit Suisse AG	HSI R Bull CBBC May 2010 J	0.250	21,100 per 10,000 units	21,600 per 10,000 units	2010/05/28	200,000,000	2010/01/05
69398	Credit Suisse AG	HSI R Bear CBBC May 2010 N	0.250	22,100 per 10,000 units	21,600 per 10,000 units	2010/05/28	200,000,000	2010/01/05
69427	Deutsche Bank AG	HSI R Bull CBBC Jun 2010 J	0.250	20,900 per 12,000 units	21,400 per 12,000 units	2010/06/29	300,000,000	2010/01/05
69428	Deutsche Bank AG	HSI R Bull CBBC Jun 2010 K	0.250	21,100 per 12,000 units	21,600 per 12,000 units	2010/06/29	300,000,000	2010/01/05
69397	Deutsche Bank AG	HSI R Bear CBBC May 2010 S	0.250	22,100 per 12,000 units	21,600 per 12,000 units	2010/05/28	300,000,000	2010/01/05
69458	Goldman Sachs SP (Asia)	HSI R Bear CBBC May 2010 M	0.250	22,100 per 15,000 units	21,600 per 15,000 units	2010/05/28	200,000,000	2010/01/05
69432	SGA Societe Generale Acceptance N.V.	HSI R Bull CBBC Jun10E	0.250	21,100 per 12,000 units	21,600 per 12,000 units	2010/06/29	300,000,000	2010/01/05
69431	SGA Societe Generale Acceptance N.V.	HSI R Bull CBBC Jun10F	0.250	21,000 per 15,000 units	21,500 per 15,000 units	2010/06/29	300,000,000	2010/01/05
69430	SGA Societe Generale Acceptance N.V.	HSI R Bull CBBC Jun10G	0.250	20,900 per 10,000 units	21,400 per 10,000 units	2010/06/29	300,000,000	2010/01/05
69429	SGA Societe Generale Acceptance N.V.	HSI R Bull CBBC Jun10H	0.250	20,700 per 15,000 units	21,200 per 15,000 units	2010/06/29	300,000,000	2010/01/05
69436	SGA Societe Generale Acceptance N.V.	HSI R Bear CBBC Jun10D	0.250	22,200 per 12,000 units	21,700 per 12,000 units	2010/06/29	300,000,000	2010/01/05
69399	UBS AG	CHALCO R Bull CBBC Jun 2010 A	0.250	6.380	7.380	2010/06/21	100,000,000	2010/01/05
69402	UBS AG	CHALCO R Bull CBBC Jun 2010 B	0.250	6.880	7.880	2010/06/07	100,000,000	2010/01/05
69416	UBS AG	CHALCO R Bear CBBC Jun 2010 C	0.250	10.380	9.380	2010/06/07	100,000,000	2010/01/05
69417	UBS AG	CHALCO R Bear CBBC Jun 2010 D	0.250	10.880	9.880	2010/06/21	100,000,000	2010/01/05
69404	UBS AG	BOC HK R Bull CBBC Jun 2010 A	0.270	14.880	15.880	2010/06/14	100,000,000	2010/01/05
69419	UBS AG	BOC HK R Bear CBBC Jun 2010 B	0.335	20.880	19.880	2010/06/14	100,000,000	2010/01/05
69403	UBS AG	BankComm R Bull CBBC Jun 2010 A	0.250	7.280	7.880	2010/06/14	100,000,000	2010/01/05
69418	UBS AG	BankComm R Bear CBBC Jun 2010 B	0.250	10.480	9.880	2010/06/14	100,000,000	2010/01/05
69406	UBS AG	COVS R Bull CBBC Jun 2010 A	0.255	13.880	14.880	2010/06/28	100,000,000	2010/01/05
69420	UBS AG	COVS R Bear CBBC Jun 2010 B	0.350	19.880	18.880	2010/06/28	100,000,000	2010/01/05
69409	UBS AG	China Tel R Bull CBBC Jun 2010 A	0.250	2.480	2.880	2010/06/21	100,000,000	2010/01/05
69422	UBS AG	China Tel R Bear CBBC Jun 2010 B	0.250	4.280	3.880	2010/06/21	100,000,000	2010/01/05
69410	UBS AG	CUni R Bull CBBC Jun 2010 A	0.250	7.880	8.880	2010/06/14	100,000,000	2010/01/05
69423	UBS AG	CUni R Bear CBBC Jun 2010 B	0.325	12.880	11.880	2010/06/14	100,000,000	2010/01/05
69405	UBS AG	CCHC R Bull CBBC Jul 2010 A	0.255	6.880	7.880	2010/07/05	100,000,000	2010/01/05
69453	UBS AG	China Life R Bull CBBC May 2010 L	0.250	36.880	37.880	2010/05/03	200,000,000	2010/01/05
69407	UBS AG	China Shenhua R Bull CBBC May 2010 A	0.250	29.88 per 100 units	31.88 per 100 units	2010/05/31	100,000,000	2010/01/05
69408	UBS AG	China Shenhua R Bull CBBC May 2010 B	0.250	31.88 per 100 units	33.88 per 100 units	2010/05/17	100,000,000	2010/01/05
69421	UBS AG	China Shenhua R Bear CBBC May 2010 C	0.250	43.88 per 100 units	41.88 per 100 units	2010/05/31	100,000,000	2010/01/05
69425	UBS AG	A50 China R Bear CBBC Apr 2010 G	0.250	14.880	14.380	2010/04/12	200,000,000	2010/01/05
69411	UBS AG	R&F R Bull CBBC Jun 2010 A	0.370	9.880	11.380	2010/06/21	100,000,000	2010/01/05
69412	UBS AG	R&F R Bull CBBC Jun 2010 B	0.270	10.880	12.380	2010/06/07	100,000,000	2010/01/05
69424	UBS AG	HKEx R Bear CBBC May 2010 G	0.250	144.88 per 100 units	138.88 per 100 units	2010/05/03	200,000,000	2010/01/05
69454	UBS AG	HSBC R Bull CBBC Jun 2010 D	0.250	83.88 per 100 units	88.88 per 100 units	2010/06/07	200,000,000	2010/01/05
69455	UBS AG	HSI R Bull CBBC Jun 2010 V	0.250	21,100 per 12,000 units	21,600 per 12,000 units	2010/06/29	300,000,000	2010/01/05
69456	UBS AG	HSI R Bull CBBC Jul 2010 L	0.250	21,000 per 15,000 units	21,500 per 15,000 units	2010/07/29	300,000,000	2010/01/05
69426	UBS AG	HSI R Bear CBBC Jun 2010 W	0.250	22,200 per 10,000 units	21,700 per 10,000 units	2010/06/29	300,000,000	2010/01/05
69460	UBS AG	HSI R Bear CBBC Jul 2010 M	0.250	22,000 per 15,000 units	21,500 per 15,000 units	2010/07/29	300,000,000	2010/01/05
69413	UBS AG	Jiangxi Copper R Bull CBBC Jun 2010 C	0.455	13.680	14.880	2010/06/21	100,000,000	2010/01/05
69414	UBS AG	Jiangxi Copper R Bull CBBC Jun 2010 D	0.355	14.680	15.880	2010/06/14	100,000,000	2010/01/05
69415	UBS AG	Ping An R Bull CBBC Jun 2010 A	0.250	52.88 per 100 units	58.88 per 100 units	2010/06/07	100,000,000	2010/01/05

**Newly listed callable bull/bear contracts (continued)**

Code	Issuer	Name of issue	Issue prices (HK\$)	Strike price (HKD) / Strike level per 10 units	Call price (HKD) / Call level per 10 units	Expiry date	No. of issue (units)	Listing date
69482	RB of Scotland N.V.	DJIA R Bull CBBC Jun 2010 A	0.390	9,600 per 20,000 units	10,000 per 20,000 units	2010/06/18	40,000,000	2010/01/06
69483	RB of Scotland N.V.	DJIA R Bear CBBC Jun 2010 B	0.346	11,400 per 20,000 units	11,000 per 20,000 units	2010/06/18	40,000,000	2010/01/06
69486	RB of Scotland N.V.	DJIA R Bear CBBC Jun 2010 C	0.735	12,400 per 20,000 units	12,000 per 20,000 units	2010/06/18	40,000,000	2010/01/06
69487	RB of Scotland N.V.	DJIA R Bear CBBC Jun 2010 D	0.620	12,900 per 30,000 units	12,500 per 30,000 units	2010/06/18	40,000,000	2010/01/06
69468	RB of Scotland N.V.	HKEx R Bull CBBC May 2010 A	0.250	114.80 per 100 units	120.80 per 100 units	2010/05/26	80,000,000	2010/01/06
69469	RB of Scotland N.V.	HKEx R Bull CBBC May 2010 B	0.250	119.80 per 100 units	125.80 per 100 units	2010/05/26	80,000,000	2010/01/06
69470	RB of Scotland N.V.	HKEx R Bull CBBC May 2010 C	0.250	124.80 per 100 units	130.80 per 100 units	2010/05/26	80,000,000	2010/01/06
69474	RB of Scotland N.V.	HKEx R Bear CBBC May 2010 D	0.250	151.80 per 100 units	145.80 per 100 units	2010/05/26	80,000,000	2010/01/06
69475	RB of Scotland N.V.	HKEx R Bear CBBC May 2010 E	0.250	156.80 per 100 units	150.80 per 100 units	2010/05/26	80,000,000	2010/01/06
69476	RB of Scotland N.V.	HKEx R Bear CBBC May 2010 F	0.255	161.80 per 100 units	155.80 per 100 units	2010/05/26	80,000,000	2010/01/06
69477	RB of Scotland N.V.	HKEx R Bear CBBC May 2010 G	0.305	166.80 per 100 units	160.80 per 100 units	2010/05/26	80,000,000	2010/01/06
69471	RB of Scotland N.V.	HSCEI R Bull CBBC Apr 2010 A	0.250	10,700 per 12,000 units	11,200 per 12,000 units	2010/04/29	250,000,000	2010/01/06
69472	RB of Scotland N.V.	HSCEI R Bull CBBC Apr 2010 B	0.250	11,100 per 12,000 units	11,600 per 12,000 units	2010/04/29	250,000,000	2010/01/06
69473	RB of Scotland N.V.	HSCEI R Bull CBBC Apr 2010 C	0.250	11,500 per 12,000 units	12,000 per 12,000 units	2010/04/29	250,000,000	2010/01/06
69478	RB of Scotland N.V.	HSCEI R Bear CBBC Apr 2010 D	0.250	14,100 per 12,000 units	13,600 per 12,000 units	2010/04/29	250,000,000	2010/01/06
69479	RB of Scotland N.V.	HSCEI R Bear CBBC Apr 2010 E	0.250	14,500 per 12,000 units	14,000 per 12,000 units	2010/04/29	250,000,000	2010/01/06
69480	RB of Scotland N.V.	Nikkei 225 R Bull CBBC Apr 2010 A	0.250	9,600 per 1,000 units	10,000 per 1,000 units	2010/04/09	40,000,000	2010/01/06
69484	RB of Scotland N.V.	Nikkei 225 R Bear CBBC Apr 2010 B	0.250	11,900 per 1,000 units	11,500 per 1,000 units	2010/04/09	40,000,000	2010/01/06
69485	RB of Scotland N.V.	Nikkei 225 R Bear CBBC Apr 2010 C	0.250	12,400 per 1,000 units	12,000 per 1,000 units	2010/04/09	40,000,000	2010/01/06
69481	RB of Scotland N.V.	Nikkei 225 R Bear CBBC Jun 2010 E	0.250	12,900 per 1,000 units	12,500 per 1,000 units	2010/06/11	40,000,000	2010/01/06
69492	Credit Suisse AG	HSI R Bull CBBC May 2010 Z	0.250	20,900 per 10,000 units	21,400 per 10,000 units	2010/05/28	200,000,000	2010/01/06
69496	Credit Suisse AG	HSI R Bear CBBC May 2010 I	0.250	22,000 per 15,000 units	21,500 per 15,000 units	2010/05/28	210,000,000	2010/01/06
69490	Deutsche Bank AG	HSI R Bull CBBC Jun 2010 L	0.280	19,800 per 15,000 units	20,400 per 15,000 units	2010/06/29	300,000,000	2010/01/06
69491	Deutsche Bank AG	HSI R Bear CBBC Apr 2010 B	0.250	22,100 per 15,000 units	21,500 per 15,000 units	2010/04/29	300,000,000	2010/01/06
69488	UBS AG	China Life R Bear CBBC May 2010 M	0.250	38.880	37.880	2010/05/10	200,000,000	2010/01/06
69489	UBS AG	HSI R Bull CBBC Apr 2010 U	0.250	20,900 per 12,000 units	21,400 per 12,000 units	2010/04/29	300,000,000	2010/01/06
69508	RB of Scotland N.V.	HSCEI R Bull CBBC May 2010 A	0.296	9,100 per 12,000 units	9,600 per 12,000 units	2010/05/28	250,000,000	2010/01/07
69509	RB of Scotland N.V.	HSCEI R Bull CBBC May 2010 B	0.263	9,500 per 12,000 units	10,000 per 12,000 units	2010/05/28	250,000,000	2010/01/07
69511	RB of Scotland N.V.	HSCEI R Bull CBBC May 2010 C	0.258	9,900 per 12,000 units	10,400 per 12,000 units	2010/05/28	250,000,000	2010/01/07
69512	RB of Scotland N.V.	HSCEI R Bull CBBC May 2010 D	0.258	10,300 per 12,000 units	10,800 per 12,000 units	2010/05/28	250,000,000	2010/01/07
69516	RB of Scotland N.V.	HSCEI R Bear CBBC May 2010 E	0.250	13,700 per 12,000 units	13,200 per 12,000 units	2010/05/28	250,000,000	2010/01/07
69517	RB of Scotland N.V.	HSCEI R Bear CBBC May 2010 F	0.279	15,700 per 12,000 units	15,200 per 12,000 units	2010/05/28	250,000,000	2010/01/07
69505	Credit Suisse AG	A50 China R Bull CBBC May 2010 C	0.250	13.400	14.000	2010/05/31	100,000,000	2010/01/07
69499	Credit Suisse AG	HSI R Bear CBBC May 2010 E	0.250	22,200 per 15,000 units	21,700 per 15,000 units	2010/05/28	210,000,000	2010/01/07
69506	Deutsche Bank AG	China Life R Bull CBBC Jun 2010 B	0.250	36.180	37.180	2010/06/07	150,000,000	2010/01/07
69510	Deutsche Bank AG	China Life R Bear CBBC Jun 2010 C	0.300	39.680	38.680	2010/06/14	150,000,000	2010/01/07
69507	Deutsche Bank AG	HSI R Bear CBBC Apr 2010 O	0.250	22,200 per 12,000 units	21,700 per 12,000 units	2010/04/29	300,000,000	2010/01/07
69497	KBC Fin Products Int'l Ltd.	HSI R Bear CBBC Apr 2010 T	0.250	21,900 per 10,000 units	21,400 per 10,000 units	2010/04/29	208,000,000	2010/01/07
69498	KBC Fin Products Int'l Ltd.	HSI R Bear CBBC Apr 2010 U	0.250	22,100 per 10,000 units	21,600 per 10,000 units	2010/04/29	208,000,000	2010/01/07
69493	SGA Societe Generale Acceptance N.V.	HSI R Bear CBBC Jun10C	0.250	22,000 per 10,000 units	21,500 per 10,000 units	2010/06/29	300,000,000	2010/01/07
69494	SGA Societe Generale Acceptance N.V.	HSI R Bear CBBC Jun10Q	0.250	22,100 per 15,000 units	21,600 per 15,000 units	2010/06/29	300,000,000	2010/01/07
69495	SGA Societe Generale Acceptance N.V.	TCH R Bear CBBC Jun10B	0.350	195 per 100 units	179 per 100 units	2010/06/30	100,000,000	2010/01/07
69502	UBS AG	China Mobile R Bear CBBC Apr 2010 H	0.250	74.88 per 100 units	70.88 per 100 units	2010/04/12	200,000,000	2010/01/07

## Newly listed callable bull/bear contracts (continued)

Code	Issuer	Name of issue	Issue prices (HK\$)	Strike price (HKD) / Strike level per 10 units	Call price (HKD) / Call level per 10 units	Expiry date	No. of issue (units)	Listing date
69501	UBS AG	A50 China R Bull CBBC Apr 2010 H	0.250	13.780	14.380	2010/04/12	200,000,000	2010/01/07
69504	UBS AG	HSI R Bear CBBC Apr 2010 N	0.250	21,900 per 12,000 units	21,400 per 12,000 units	2010/04/29	300,000,000	2010/01/07
69500	UBS AG	TCH R Bull CBBC Apr 2010 H	0.250	145.88 per 100 units	153.88 per 100 units	2010/04/19	100,000,000	2010/01/07
69503	UBS AG	TCH R Bear CBBC Jun 2010 A	0.340	196.88 per 100 units	188.88 per 100 units	2010/06/21	100,000,000	2010/01/07
69523	Credit Suisse AG	China Mobile R Bull CBBC Apr 2010 D	0.250	65 per 100 units	70 per 100 units	2010/04/26	100,000,000	2010/01/08
69524	Credit Suisse AG	HSI R Bull CBBC May 2010 Q	0.250	21,300 per 10,000 units	21,800 per 10,000 units	2010/05/28	200,000,000	2010/01/08
69515	Credit Suisse AG	HSI R Bear CBBC May 2010 F	0.250	22,300 per 10,000 units	21,800 per 10,000 units	2010/05/28	200,000,000	2010/01/08
69525	Credit Suisse AG	TCH R Bull CBBC May 2010 B	0.250	152 per 100 units	160 per 100 units	2010/05/31	100,000,000	2010/01/08
69518	Credit Suisse AG	TCH R Bear CBBC May 2010 A	0.315	196 per 100 units	188 per 100 units	2010/05/31	100,000,000	2010/01/08
69528	Deutsche Bank AG	HSI R Bull CBBC Jun 2010 M	0.250	21,300 per 12,000 units	21,800 per 12,000 units	2010/06/29	300,000,000	2010/01/08
69514	Deutsche Bank AG	HSI R Bear CBBC Apr 2010 K	0.250	22,400 per 15,000 units	21,800 per 15,000 units	2010/04/29	300,000,000	2010/01/08
69526	Deutsche Bank AG	TCH R Bull CBBC May 2010 A	0.340	143 per 100 units	150 per 100 units	2010/05/31	150,000,000	2010/01/08
69527	Deutsche Bank AG	TCH R Bull CBBC Jun 2010 A	0.250	153 per 100 units	160 per 100 units	2010/06/07	150,000,000	2010/01/08
69529	KBC Fin Products Int'l Ltd.	A50 China R Bull CBBC Apr 10C	0.250	13.180	13.680	2010/04/08	188,000,000	2010/01/08
69530	KBC Fin Products Int'l Ltd.	A50 China R Bull CBBC Apr 10D	0.250	13.780	14.280	2010/04/08	188,000,000	2010/01/08
69513	KBC Fin Products Int'l Ltd.	HSI R Bear CBBC Apr 2010 V	0.250	22,400 per 15,000 units	21,800 per 15,000 units	2010/04/29	308,000,000	2010/01/08
69531	UBS AG	China Mobile R Bull CBBC Apr 2010 I	0.250	66.88 per 100 units	70.88 per 100 units	2010/04/12	200,000,000	2010/01/08
69535	UBS AG	China Mobile R Bear CBBC Apr 2010 J	0.250	76.88 per 100 units	72.88 per 100 units	2010/04/12	200,000,000	2010/01/08
69532	UBS AG	Sinopec Corp R Bull CBBC Apr 2010 E	0.250	6.080	6.880	2010/04/12	100,000,000	2010/01/08
69537	UBS AG	A50 China R Bull CBBC Apr 2010 J	0.250	14.280	14.880	2010/04/12	200,000,000	2010/01/08
69520	UBS AG	A50 China R Bear CBBC Apr 2010 I	0.250	15.480	14.880	2010/04/12	200,000,000	2010/01/08
69533	UBS AG	HKEx R Bull CBBC May 2010 H	0.250	132.88 per 100 units	138.88 per 100 units	2010/05/03	200,000,000	2010/01/08
69538	UBS AG	HSI R Bull CBBC Apr 2010 B	0.250	21,300 per 12,000 units	21,800 per 12,000 units	2010/04/29	300,000,000	2010/01/08
69521	UBS AG	HSI R Bear CBBC May 2010 J	0.250	22,300 per 12,000 units	21,800 per 12,000 units	2010/05/28	300,000,000	2010/01/08
69522	UBS AG	HSI R Bear CBBC Jun 2010 Q	0.250	22,100 per 12,000 units	21,600 per 12,000 units	2010/06/29	300,000,000	2010/01/08
69534	UBS AG	Jiangxi Copper R Bull CBBC Jun 2010 E	0.270	15.680	16.880	2010/06/14	100,000,000	2010/01/08
69519	UBS AG	TCH R Bull CBBC Apr 2010 I	0.250	150.88 per 100 units	158.88 per 100 units	2010/04/19	100,000,000	2010/01/08
69536	UBS AG	TCH R Bear CBBC Jun 2010 B	0.335	201.88 per 100 units	193.88 per 100 units	2010/06/21	100,000,000	2010/01/08
68955 #	HK Bank	Sinopec Corp R Bull CBBC Apr 2010 A	0.104	5.880	6.280	2010/04/23	150,000,000	2010/01/08
68956 #	HK Bank	Sinopec Corp R Bull CBBC Apr 2010 B	0.151	5.380	5.780	2010/04/23	150,000,000	2010/01/08
69550	Credit Suisse AG	China Life R Bull CBBC May 2010 K	0.250	35.800	37.000	2010/05/24	100,000,000	2010/01/11
69554	Credit Suisse AG	HSI R Bull CBBC May 2010 O	0.250	21,200 per 15,000 units	21,700 per 15,000 units	2010/05/28	210,000,000	2010/01/11
69539	Credit Suisse AG	HSI R Bear CBBC May 2010 S	0.250	22,400 per 15,000 units	21,900 per 15,000 units	2010/05/28	210,000,000	2010/01/11
69549	Deutsche Bank AG	HSI R Bull CBBC Jun 2010 N	0.250	21,200 per 12,000 units	21,700 per 12,000 units	2010/06/29	300,000,000	2010/01/11
69542	Deutsche Bank AG	HSI R Bear CBBC Apr 2010 Z	0.250	22,400 per 12,000 units	21,900 per 12,000 units	2010/04/29	300,000,000	2010/01/11
69551	Goldman Sachs SP (Asia)	HSI R Bull CBBC Apr 2010 A	0.250	21,100 per 12,000 units	21,600 per 12,000 units	2010/04/29	200,000,000	2010/01/11
69555	Goldman Sachs SP (Asia)	HSI R Bear CBBC Apr 2010 M	0.250	22,500 per 15,000 units	22,000 per 15,000 units	2010/04/29	200,000,000	2010/01/11
69552	KBC Fin Products Int'l Ltd.	HSI R Bull CBBC Apr 2010 X	0.250	21,300 per 10,000 units	21,800 per 10,000 units	2010/04/29	208,000,000	2010/01/11
69548	KBC Fin Products Int'l Ltd.	HSI R Bear CBBC Apr 2010 W	0.250	22,500 per 10,000 units	22,000 per 10,000 units	2010/04/29	208,000,000	2010/01/11
69544	SGA Societe Generale Acceptance N.V.	HSI R Bull CBBC Jun10N	0.250	21,300 per 15,000 units	21,800 per 15,000 units	2010/06/29	300,000,000	2010/01/11
69543	SGA Societe Generale Acceptance N.V.	HSI R Bull CBBC Jun10O	0.250	21,200 per 10,000 units	21,700 per 10,000 units	2010/06/29	300,000,000	2010/01/11
69545	UBS AG	HSCEI R Bull CBBC Apr 2010 H	0.250	12,000 per 20,000 units	12,500 per 20,000 units	2010/04/29	200,000,000	2010/01/11
69546	UBS AG	HSI R Bull CBBC Jun 2010 X	0.250	21,200 per 10,000 units	21,700 per 10,000 units	2010/06/29	300,000,000	2010/01/11

## Newly listed callable bull/bear contracts (continued)

Code	Issuer	Name of issue	Issue prices (HK\$)	Strike price (HKD) / Strike level per 10 units	Call price (HKD) / Call level per 10 units	Expiry date	No. of issue (units)	Listing date
69547	UBS AG	HSI R Bull CBBC Jul 2010 N	0.250	21,300 per 38,000 units	21,800 per 38,000 units	2010/07/29	400,000,000	2010/01/11
69540	UBS AG	HSI R Bear CBBC Apr 2010 R	0.250	22,500 per 10,000 units	22,000 per 10,000 units	2010/04/29	300,000,000	2010/01/11
69541	UBS AG	HSI R Bear CBBC Jun 2010 Y	0.250	22,400 per 10,000 units	21,900 per 10,000 units	2010/06/29	300,000,000	2010/01/11
68954 #	HK Bank	China Mobile R Bull CBBC Jun 2010 A	0.114	61.80 per 100 units	64.80 per 100 units	2010/06/18	250,000,000	2010/01/11
69582	BNP Paribas Arbit Issu B.V.	HSI R Bull CBBC May 2010 N	0.250	21,300 per 13,000 units	21,800 per 13,000 units	2010/05/28	300,000,000	2010/01/12
69578	Credit Suisse AG	HSI R Bull CBBC May 2010 W	0.250	21,700 per 10,000 units	22,200 per 10,000 units	2010/05/28	200,000,000	2010/01/12
69579	Credit Suisse AG	HSI R Bull CBBC Jun 2010 O	0.250	21,400 per 15,000 units	21,900 per 15,000 units	2010/06/29	210,000,000	2010/01/12
69553	Credit Suisse AG	HSI R Bear CBBC May 2010 Y	0.250	22,500 per 10,000 units	22,000 per 10,000 units	2010/05/28	200,000,000	2010/01/12
69577	Deutsche Bank AG	HSI R Bull CBBC May 2010 T	0.250	21,700 per 12,000 units	22,200 per 12,000 units	2010/05/28	300,000,000	2010/01/12
69576	Deutsche Bank AG	HSI R Bull CBBC May 2010 U	0.260	21,500 per 12,000 units	22,000 per 12,000 units	2010/05/28	300,000,000	2010/01/12
69557	Deutsche Bank AG	HSI R Bear CBBC May 2010 V	0.250	22,600 per 12,000 units	22,100 per 12,000 units	2010/05/28	300,000,000	2010/01/12
69580	Goldman Sachs SP (Asia)	HSI R Bull CBBC May 2010 J	0.250	21,300 per 15,000 units	21,800 per 15,000 units	2010/05/28	200,000,000	2010/01/12
69581	Goldman Sachs SP (Asia)	HSI R Bull CBBC May 2010 K	0.250	21,500 per 12,000 units	22,000 per 12,000 units	2010/05/28	200,000,000	2010/01/12
69556	HK Bank	HSI R Bull CBBC May 2010 K	0.250	20,800 per 12,000 units	21,300 per 12,000 units	2010/05/28	80,000,000	2010/01/12
69563	KBC Fin Products Int'l Ltd.	CHALCO R Bull CBBC Apr 2010 B	0.250	7.480	8.480	2010/04/15	100,000,000	2010/01/12
69564	KBC Fin Products Int'l Ltd.	HSI R Bull CBBC Apr 2010 Y	0.250	21,500 per 12,000 units	22,000 per 12,000 units	2010/04/29	248,000,000	2010/01/12
69565	KBC Fin Products Int'l Ltd.	HSI R Bull CBBC Apr 2010 Z	0.250	21,600 per 12,000 units	22,200 per 12,000 units	2010/04/29	248,000,000	2010/01/12
69572	UBS AG	CHALCO R Bull CBBC Jun 2010 E	0.250	7.380	8.380	2010/06/07	100,000,000	2010/01/12
69574	UBS AG	China Mobile R Bull CBBC Apr 2010 K	0.250	68.88 per 100 units	72.88 per 100 units	2010/04/12	200,000,000	2010/01/12
69573	UBS AG	CC Bank R Bull CBBC May 2010 D	0.250	5.980	6.380	2010/05/03	100,000,000	2010/01/12
69559	UBS AG	China Life R Bear CBBC May 2010 N	0.250	39.880	38.880	2010/05/03	200,000,000	2010/01/12
69560	UBS AG	HKEs R Bear CBBC May 2010 I	0.250	144.88 per 100 units	138.88 per 100 units	2010/05/03	200,000,000	2010/01/12
69567	UBS AG	HSI R Bull CBBC Apr 2010 Q	0.250	21,500 per 10,000 units	22,000 per 10,000 units	2010/04/29	300,000,000	2010/01/12
69566	UBS AG	HSI R Bull CBBC Jun 2010 E	0.250	21,700 per 12,000 units	22,200 per 12,000 units	2010/06/29	300,000,000	2010/01/12
69562	UBS AG	HSI R Bear CBBC Jun 2010 G	0.250	22,600 per 10,000 units	22,100 per 10,000 units	2010/06/29	300,000,000	2010/01/12
69570	UBS AG	HSI R Bear CBBC Jun 2010 H	0.250	24,000 per 10,000 units	23,500 per 10,000 units	2010/06/29	300,000,000	2010/01/12
69571	UBS AG	HSI R Bear CBBC Jun 2010 U	0.250	24,500 per 10,000 units	24,000 per 10,000 units	2010/06/29	300,000,000	2010/01/12
69561	UBS AG	HSI R Bear CBBC Jun 2010 Z	0.250	22,500 per 15,000 units	22,000 per 15,000 units	2010/06/29	300,000,000	2010/01/12
69569	UBS AG	HSI R Bear CBBC Aug 2010 A	0.250	24,500 per 15,000 units	24,000 per 15,000 units	2010/08/30	300,000,000	2010/01/12
69558	UBS AG	Hutchison R Bull CBBC Jun 2010 C	0.250	43.88 per 100 units	48.88 per 100 units	2010/06/07	100,000,000	2010/01/12
69575	UBS AG	Jiangxi Copper R Bull CBBC Jun 2010 F	0.305	16.680	17.880	2010/06/14	100,000,000	2010/01/12
69609	RB of Scotland N.V.	HSI R Bull CBBC May 2010 A	0.251	20,700 per 10,000 units	21,200 per 10,000 units	2010/05/28	250,000,000	2010/01/13
69610	RB of Scotland N.V.	HSI R Bull CBBC May 2010 B	0.251	21,100 per 13,000 units	21,600 per 13,000 units	2010/05/28	250,000,000	2010/01/13
69611	RB of Scotland N.V.	HSI R Bull CBBC May 2010 C	0.251	21,500 per 10,000 units	22,000 per 10,000 units	2010/05/28	250,000,000	2010/01/13
69612	RB of Scotland N.V.	HSI R Bear CBBC Jun 2010 Q	0.251	24,500 per 13,000 units	24,000 per 13,000 units	2010/06/29	250,000,000	2010/01/13
69606	RB of Scotland N.V.	TCH R Bull CBBC Jun 2010 C	0.303	145.80 per 100 units	152.80 per 100 units	2010/06/18	80,000,000	2010/01/13
69607	RB of Scotland N.V.	TCH R Bull CBBC Jun 2010 D	0.250	151.80 per 100 units	158.80 per 100 units	2010/06/18	80,000,000	2010/01/13
69608	RB of Scotland N.V.	TCH R Bull CBBC Jun 2010 E	0.251	155.80 per 100 units	162.80 per 100 units	2010/06/18	80,000,000	2010/01/13
69658	BNP Paribas Arbit Issu B.V.	HSI R Bull CBBC May 2010 O	0.250	21,500 per 13,000 units	22,000 per 13,000 units	2010/05/28	300,000,000	2010/01/13
69659	BNP Paribas Arbit Issu B.V.	HSI R Bull CBBC May 2010 P	0.250	21,900 per 14,000 units	22,400 per 14,000 units	2010/05/28	300,000,000	2010/01/13
69663	BNP Paribas Arbit Issu B.V.	HSI R Bear CBBC May 2010 Q	0.250	24,100 per 15,000 units	23,500 per 15,000 units	2010/05/28	300,000,000	2010/01/13
69625	Credit Suisse AG	HKEs R Bull CBBC May 2010 H	0.250	134 per 100 units	140 per 100 units	2010/05/31	100,000,000	2010/01/13
69621	Credit Suisse AG	HSI R Bull CBBC May 2010 T	0.250	21,900 per 10,000 units	22,400 per 10,000 units	2010/05/28	200,000,000	2010/01/13



## Newly listed callable bull/bear contracts (continued)

Code	Issuer	Name of issue	Issue prices (HK\$)	Strike price (HKD) / Strike level per 10 units	Call price (HKD) / Call level per 10 units	Expiry date	No. of issue (units)	Listing date
69622	Credit Suisse AG	HSI R Bull CBBC Jun 2010 P	0.250	21,500 per 10,000 units	22,000 per 10,000 units	2010/06/29	200,000,000	2010/01/13
69605	Credit Suisse AG	HSI R Bear CBBC May 2010 V	0.250	22,800 per 15,000 units	22,300 per 15,000 units	2010/05/28	210,000,000	2010/01/13
69660	Deutsche Bank AG	China Life R Bull CBBC Jun 2010 D	0.300	37.180	38.180	2010/06/14	150,000,000	2010/01/13
69661	Deutsche Bank AG	CNOOC R Bull CBBC Jun 2010 A	0.250	11.380	12.180	2010/06/14	150,000,000	2010/01/13
69662	Deutsche Bank AG	HKEx R Bull CBBC Jun 2010 B	0.250	134.18 per 100 units	140.18 per 100 units	2010/06/07	150,000,000	2010/01/13
69620	Deutsche Bank AG	HSI R Bull CBBC Jun 2010 O	0.250	21,900 per 12,000 units	22,400 per 12,000 units	2010/06/29	300,000,000	2010/01/13
69664	Deutsche Bank AG	HSI R Bull CBBC Jun 2010 P	0.250	21,500 per 15,000 units	22,100 per 15,000 units	2010/06/29	300,000,000	2010/01/13
69600	Deutsche Bank AG	HSI R Bear CBBC Apr 2010 F	0.250	22,800 per 12,000 units	22,300 per 12,000 units	2010/04/29	300,000,000	2010/01/13
69601	Deutsche Bank AG	HSI R Bear CBBC Apr 2010 W	0.260	23,000 per 12,000 units	22,500 per 12,000 units	2010/04/29	300,000,000	2010/01/13
69665	Goldman Sachs SP (Asia)	HSI R Bull CBBC Apr 2010 B	0.250	21,700 per 15,000 units	22,200 per 15,000 units	2010/04/29	200,000,000	2010/01/13
69613	KBC Fin Products Int'l Ltd.	CHALCO R Bull CBBC May 2010 A	0.250	8.080	9.080	2010/05/03	100,000,000	2010/01/13
69614	KBC Fin Products Int'l Ltd.	CCHC R Bull CBBC May 2010 A	0.250	8.500	9.500	2010/05/18	100,000,000	2010/01/13
69615	KBC Fin Products Int'l Ltd.	CP&CC R Bull CBBC Jun 2010 A	0.250	5.880	6.680	2010/06/01	208,000,000	2010/01/13
69616	KBC Fin Products Int'l Ltd.	China Shenhua R Bull CBBC Jun10A	0.250	35.68 per 100 units	37.68 per 100 units	2010/06/01	100,000,000	2010/01/13
69624	KBC Fin Products Int'l Ltd.	HSI R Bull CBBC Apr 2010 D	0.250	21,900 per 10,000 units	22,400 per 10,000 units	2010/04/29	208,000,000	2010/01/13
69617	KBC Fin Products Int'l Ltd.	HSI R Bear CBBC Apr 2010 A	0.250	23,000 per 10,000 units	22,500 per 10,000 units	2010/04/29	208,000,000	2010/01/13
69587	Macquarie Bank Ltd.	HSI R Bull CBBC Apr 2010 B	0.251	21,100 per 12,000 units	21,600 per 12,000 units	2010/04/29	300,000,000	2010/01/13
69595	CC Rabobank B.A.	HSI R Bull CBBC Jul 2010 F	0.250	20,600 per 12,000 units	21,100 per 12,000 units	2010/07/29	200,000,000	2010/01/13
69596	CC Rabobank B.A.	HSI R Bull CBBC Jul 2010 G	0.250	20,800 per 12,000 units	21,300 per 12,000 units	2010/07/29	200,000,000	2010/01/13
69597	CC Rabobank B.A.	HSI R Bull CBBC Jul 2010 H	0.250	21,000 per 12,000 units	21,500 per 12,000 units	2010/07/29	200,000,000	2010/01/13
69598	CC Rabobank B.A.	HSI R Bull CBBC Jul 2010 I	0.250	21,200 per 12,000 units	21,700 per 12,000 units	2010/07/29	200,000,000	2010/01/13
69599	CC Rabobank B.A.	HSI R Bull CBBC Jul 2010 J	0.250	21,400 per 12,000 units	21,900 per 12,000 units	2010/07/29	200,000,000	2010/01/13
69590	SGA Societe Generale Acceptance N.V	CK(H) R Bull CBBC Jun10A	0.250	84 per 100 units	90 per 100 units	2010/06/30	100,000,000	2010/01/13
69594	SGA Societe Generale Acceptance N.V.	A50 R Bull CBBC May10F	0.250	13.300	14.000	2010/05/26	150,000,000	2010/01/13
69591	SGA Societe Generale Acceptance N.V.	HSBC R Bull CBBC Jun10A	0.250	80 per 100 units	85 per 100 units	2010/06/30	300,000,000	2010/01/13
69586	SGA Societe Generale Acceptance N.V.	HSI R Bull CBBC Jun10I	0.250	21,700 per 12,000 units	22,200 per 12,000 units	2010/06/29	300,000,000	2010/01/13
69585	SGA Societe Generale Acceptance N.V.	HSI R Bull CBBC Jun10J	0.250	21,600 per 15,000 units	22,100 per 15,000 units	2010/06/29	300,000,000	2010/01/13
69584	SGA Societe Generale Acceptance N.V.	HSI R Bull CBBC Jun10K	0.250	21,500 per 10,000 units	22,000 per 10,000 units	2010/06/29	300,000,000	2010/01/13
69583	SGA Societe Generale Acceptance N.V.	HSI R Bull CBBC Jun10M	0.250	21,400 per 12,000 units	21,900 per 12,000 units	2010/06/29	300,000,000	2010/01/13
69618	SGA Societe Generale Acceptance N.V.	HSI R Bull CBBC Jun10S	0.250	21,800 per 10,000 units	22,300 per 10,000 units	2010/06/29	300,000,000	2010/01/13
69619	SGA Societe Generale Acceptance N.V.	HSI R Bull CBBC Jun10U	0.250	21,900 per 15,000 units	22,400 per 15,000 units	2010/06/29	300,000,000	2010/01/13
69623	SGA Societe Generale Acceptance N.V.	HSI R Bear CBBC Jun10T	0.250	23,000 per 15,000 units	22,500 per 15,000 units	2010/06/29	300,000,000	2010/01/13
69588	SGA Societe Generale Acceptance N.V.	HWL R Bull CBBC Jun10A	0.250	47 per 100 units	50 per 100 units	2010/06/30	150,000,000	2010/01/13
69592	SGA Societe Generale Acceptance N.V.	HWL R Bear CBBC Jun10B	0.250	69 per 100 units	65 per 100 units	2010/06/30	150,000,000	2010/01/13
69589	SGA Societe Generale Acceptance N.V.	PetCh R Bull CBBC Jun10A	0.250	8.400	9.000	2010/06/30	200,000,000	2010/01/13
69593	SGA Societe Generale Acceptance N.V.	PetCh R Bear CBBC Jun10B	0.250	11.700	11.000	2010/06/30	200,000,000	2010/01/13
69630	UBS AG	CHALCO R Bull CBBC Jun 2010 F	0.250	7.880	8.880	2010/06/07	100,000,000	2010/01/13
69647	UBS AG	China Mobile R Bear CBBC May 2010 D	0.250	86.88 per 100 units	82.88 per 100 units	2010/05/10	200,000,000	2010/01/13
69635	UBS AG	China Tel R Bull CBBC Jun 2010 C	0.250	2.680	3.080	2010/06/21	100,000,000	2010/01/13
69642	UBS AG	CC Bank R Bear CBBC May 2010 E	0.250	8.280	7.880	2010/05/24	100,000,000	2010/01/13
69632	UBS AG	CCHC R Bull CBBC Apr 2010 A	0.250	8.880	9.880	2010/04/19	100,000,000	2010/01/13
69633	UBS AG	CCHC R Bull CBBC Jul 2010 B	0.280	7.880	8.880	2010/07/05	100,000,000	2010/01/13
69631	UBS AG	Cheung Kong R Bull CBBC Jun 2010 D	0.250	85.88 per 100 units	93.88 per 100 units	2010/06/07	100,000,000	2010/01/13

## Newly listed callable bull/bear contracts (continued)

Code	Issuer	Name of issue	Issue prices (HK\$)	Strike price (HKD) / Strike level per 10 units	Call price (HKD) / Call level per 10 units	Expiry date	No. of issue (units)	Listing date
69641	UBS AG	Cheung Kong R Bear CBBC Jun 2010 E	0.250	121.88 per 100 units	113.88 per 100 units	2010/06/14	100,000,000	2010/01/13
69634	UBS AG	China Life R Bull CBBC May 2010 O	0.250	37.880	38.880	2010/05/03	200,000,000	2010/01/13
69644	UBS AG	China Life R Bear CBBC May 2010 P	0.455	43.880	42.880	2010/05/03	200,000,000	2010/01/13
69645	UBS AG	China Life R Bear CBBC May 2010 Q	0.560	44.880	43.880	2010/05/17	200,000,000	2010/01/13
69646	UBS AG	China Life R Bear CBBC May 2010 R	0.660	45.880	44.880	2010/05/17	200,000,000	2010/01/13
69643	UBS AG	CM Bank R Bear CBBC Jun 2010 C	0.480	25.880	23.880	2010/06/21	100,000,000	2010/01/13
69636	UBS AG	CNOOC R Bull CBBC Jun 2010 B	0.255	10.580	11.380	2010/06/07	100,000,000	2010/01/13
69657	UBS AG	A50 China R Bear CBBC May 2010 B	0.250	16.980	16.380	2010/05/17	200,000,000	2010/01/13
69648	UBS AG	R&F R Bear CBBC Jun 2010 C	0.250	15.880	14.380	2010/06/07	100,000,000	2010/01/13
69652	UBS AG	HKEx R Bull CBBC May 2010 K	0.250	137.88 per 100 units	143.88 per 100 units	2010/05/03	200,000,000	2010/01/13
69602	UBS AG	HKEx R Bear CBBC May 2010 J	0.250	149.88 per 100 units	143.88 per 100 units	2010/05/17	200,000,000	2010/01/13
69654	UBS AG	HKEx R Bear CBBC May 2010 L	0.250	159.88 per 100 units	153.88 per 100 units	2010/05/03	200,000,000	2010/01/13
69655	UBS AG	HKEx R Bear CBBC May 2010 M	0.250	164.88 per 100 units	158.88 per 100 units	2010/05/17	200,000,000	2010/01/13
69656	UBS AG	HKEx R Bear CBBC May 2010 N	0.250	169.88 per 100 units	163.88 per 100 units	2010/05/17	200,000,000	2010/01/13
69649	UBS AG	HSBC R Bear CBBC Jun 2010 E	0.250	108.88 per 100 units	103.88 per 100 units	2010/06/07	200,000,000	2010/01/13
69626	UBS AG	HSI R Bull CBBC Apr 2010 H	0.250	21,900 per 12,000 units	22,400 per 12,000 units	2010/04/29	300,000,000	2010/01/13
69627	UBS AG	HSI R Bull CBBC May 2010 W	0.250	21,600 per 10,000 units	22,100 per 10,000 units	2010/05/28	300,000,000	2010/01/13
69628	UBS AG	HSI R Bull CBBC Jun 2010 J	0.250	21,400 per 10,000 units	21,900 per 10,000 units	2010/06/29	300,000,000	2010/01/13
69603	UBS AG	HSI R Bear CBBC Apr 2010 V	0.250	23,000 per 10,000 units	22,500 per 10,000 units	2010/04/29	300,000,000	2010/01/13
69604	UBS AG	HSI R Bear CBBC May 2010 A	0.250	22,800 per 10,000 units	22,300 per 10,000 units	2010/05/28	300,000,000	2010/01/13
69629	UBS AG	HSI R Bear CBBC Jul 2010 P	0.250	23,800 per 10,000 units	23,300 per 10,000 units	2010/07/29	300,000,000	2010/01/13
69650	UBS AG	Hutchison R Bear CBBC Jun 2010 D	0.250	68.88 per 100 units	63.88 per 100 units	2010/06/14	100,000,000	2010/01/13
69637	UBS AG	Petrochina R Bull CBBC Jun 2010 B	0.250	8.280	8.880	2010/06/21	100,000,000	2010/01/13
69638	UBS AG	Petrochina R Bull CBBC Jun 2010 C	0.250	8.780	9.380	2010/06/21	100,000,000	2010/01/13
69639	UBS AG	SHK Ppt R Bull CBBC Jun 2010 F	0.250	100.88 per 100 units	108.88 per 100 units	2010/06/14	100,000,000	2010/01/13
69651	UBS AG	SHK Ppt R Bear CBBC Jun 2010 G	0.255	141.88 per 100 units	133.88 per 100 units	2010/06/14	100,000,000	2010/01/13
69640	UBS AG	TCH R Bull CBBC Jun 2010 C	0.250	155.88 per 100 units	163.88 per 100 units	2010/06/07	100,000,000	2010/01/13
69653	UBS AG	TCH R Bear CBBC Jun 2010 D	0.335	206.88 per 100 units	198.88 per 100 units	2010/06/21	100,000,000	2010/01/13
69691	RB of Scotland N.V.	CNOOC R Bear CBBC Jun 2010 A	0.251	15.180	14.180	2010/06/21	80,000,000	2010/01/14
69692	RB of Scotland N.V.	CNOOC R Bear CBBC Jun 2010 B	0.342	16.180	15.180	2010/06/21	80,000,000	2010/01/14
69689	RB of Scotland N.V.	HKEx R Bull CBBC Jun 2010 A	0.251	129.88 per 100 units	135.88 per 100 units	2010/06/21	80,000,000	2010/01/14
69690	RB of Scotland N.V.	HKEx R Bull CBBC Jun 2010 B	0.250	134.88 per 100 units	140.88 per 100 units	2010/06/21	80,000,000	2010/01/14
69668	Credit Suisse AG	HSI R Bull CBBC May 2010 N	0.250	21,800 per 15,000 units	22,300 per 15,000 units	2010/05/28	210,000,000	2010/01/14
69669	Credit Suisse AG	HSI R Bull CBBC Jun 2010 Q	0.250	21,300 per 38,000 units	21,800 per 38,000 units	2010/06/29	190,000,000	2010/01/14
69673	Credit Suisse AG	HSI R Bear CBBC May 2010 A	0.250	22,900 per 10,000 units	22,400 per 10,000 units	2010/05/28	200,000,000	2010/01/14
69686	Deutsche Bank AG	China Mobile R Bull CBBC Jun 2010 A	0.250	66.68 per 100 units	70.68 per 100 units	2010/06/14	150,000,000	2010/01/14
69666	Deutsche Bank AG	HSI R Bull CBBC May 2010 Y	0.250	21,800 per 10,000 units	22,300 per 10,000 units	2010/05/28	300,000,000	2010/01/14
69687	Deutsche Bank AG	HSI R Bull CBBC Jul 2010 A	0.250	20,400 per 40,000 units	21,000 per 40,000 units	2010/07/29	300,000,000	2010/01/14
69688	Deutsche Bank AG	HSI R Bear CBBC May 2010 Z	0.250	23,000 per 15,000 units	22,400 per 15,000 units	2010/05/28	300,000,000	2010/01/14
69693	Goldman Sachs SP (Asia)	HSI R Bear CBBC May 2010 S	0.250	22,900 per 15,000 units	22,400 per 15,000 units	2010/05/28	200,000,000	2010/01/14
69682	KBC Fin Products Int'l Ltd.	HKEx R Bull CBBC May 2010 A	0.250	134.88 per 100 units	140.88 per 100 units	2010/05/10	188,000,000	2010/01/14
69683	CC Rabobank B.A.	HSI R Bull CBBC Jun 2010 B	0.250	21,300 per 12,000 units	21,800 per 12,000 units	2010/06/29	200,000,000	2010/01/14
69685	CC Rabobank B.A.	HSI R Bull CBBC Jun 2010 T	0.250	21,700 per 12,000 units	22,200 per 12,000 units	2010/06/29	200,000,000	2010/01/14

## Newly listed callable bull/bear contracts (continued)

Code	Issuer	Name of issue	Issue prices (HK\$)	Strike price (HKD) / Strike level per 10 units	Call price (HKD) / Call level per 10 units	Expiry date	No. of issue (units)	Listing date
69684	CC Rabobank B.A.	HSI R Bull CBBC Jun 2010 U	0.250	21,500 per 12,000 units	22,000 per 12,000 units	2010/06/29	200,000,000	2010/01/14
69675	UBS AG	CHALCO R Bear CBBC Jun 2010 G	0.250	12.380	11.380	2010/06/21	100,000,000	2010/01/14
69670	UBS AG	BankComm R Bull CBBC Jun 2010 C	0.250	7.780	8.380	2010/06/07	100,000,000	2010/01/14
69674	UBS AG	A50 China R Bull CBBC Apr 2010 K	0.250	13.780	14.380	2010/04/19	200,000,000	2010/01/14
69671	UBS AG	HKEx R Bull CBBC May 2010 P	0.250	142.88 per 100 units	148.88 per 100 units	2010/05/17	200,000,000	2010/01/14
69667	UBS AG	HKEx R Bear CBBC May 2010 O	0.250	154.88 per 100 units	148.88 per 100 units	2010/05/17	200,000,000	2010/01/14
69679	UBS AG	HSCEI R Bull CBBC Jun 2010 A	0.250	11,500 per 20,000 units	12,000 per 20,000 units	2010/06/29	200,000,000	2010/01/14
69678	UBS AG	HSI R Bull CBBC Apr 2010 P	0.250	21,800 per 10,000 units	22,300 per 10,000 units	2010/04/29	300,000,000	2010/01/14
69680	UBS AG	HSI R Bear CBBC Jun 2010 M	0.250	22,900 per 12,000 units	22,400 per 12,000 units	2010/06/29	300,000,000	2010/01/14
69681	UBS AG	HSI R Bear CBBC Jul 2010 Q	0.250	23,000 per 15,000 units	22,500 per 15,000 units	2010/07/29	300,000,000	2010/01/14
69672	UBS AG	Ping An R Bull CBBC Jun 2010 B	0.250	57.88 per 100 units	63.88 per 100 units	2010/06/14	100,000,000	2010/01/14
69676	UBS AG	Ping An R Bear CBBC Jun 2010 C	0.250	84.88 per 100 units	78.88 per 100 units	2010/06/14	100,000,000	2010/01/14
69677	UBS AG	Ping An R Bear CBBC Jun 2010 D	0.250	89.88 per 100 units	83.88 per 100 units	2010/06/21	100,000,000	2010/01/14
69700	Credit Suisse AG	HKEx R Bull CBBC May 2010 I	0.250	139 per 100 units	145 per 100 units	2010/05/31	100,000,000	2010/01/15
69699	Credit Suisse AG	HSI R Bull CBBC Jun 2010 R	0.250	21,600 per 15,000 units	22,100 per 15,000 units	2010/06/29	210,000,000	2010/01/15
69704	Credit Suisse AG	HSI R Bear CBBC Jun 2010 S	0.250	23,000 per 15,000 units	22,500 per 15,000 units	2010/06/29	210,000,000	2010/01/15
69714	Deutsche Bank AG	HKEx R Bear CBBC Jul 2010 A	0.300	176.18 per 100 units	170.18 per 100 units	2010/07/12	150,000,000	2010/01/15
69715	Deutsche Bank AG	HKEx R Bear CBBC Jul 2010 B	0.410	186.18 per 100 units	180.18 per 100 units	2010/07/12	150,000,000	2010/01/15
69713	Deutsche Bank AG	HSBC R Bear CBBC May 2010 B	0.250	110.88 per 100 units	105.88 per 100 units	2010/05/10	150,000,000	2010/01/15
69712	Deutsche Bank AG	HSI R Bull CBBC Jun 2010 Q	0.250	21,400 per 10,000 units	21,900 per 10,000 units	2010/06/29	300,000,000	2010/01/15
69695	SGA Societe Generale Acceptance N.V.	HSI R Bear CBBC Jun10V	0.250	22,900 per 10,000 units	22,400 per 10,000 units	2010/06/29	300,000,000	2010/01/15
69694	SGA Societe Generale Acceptance N.V.	HSI R Bear CBBC Jun10W	0.250	22,800 per 12,000 units	22,300 per 12,000 units	2010/06/29	300,000,000	2010/01/15
69696	UBS AG	China Mobile R Bear CBBC May 2010 E	0.250	78.88 per 100 units	74.88 per 100 units	2010/05/10	200,000,000	2010/01/15
69702	UBS AG	CM Bank R Bull CBBC Jun 2010 D	0.360	16.880	18.880	2010/06/21	100,000,000	2010/01/15
69705	UBS AG	CNOOC R Bear CBBC Jun 2010 C	0.250	14.680	13.880	2010/06/07	100,000,000	2010/01/15
69706	UBS AG	CNOOC R Bear CBBC Jun 2010 D	0.250	15.180	14.380	2010/06/21	100,000,000	2010/01/15
69703	UBS AG	China Shenhua R Bear CBBC May 2010 D	0.250	45.88 per 100 units	43.88 per 100 units	2010/05/31	100,000,000	2010/01/15
69697	UBS AG	A50 China R Bull CBBC May 2010 C	0.250	12.780	13.380	2010/05/17	200,000,000	2010/01/15
69707	UBS AG	HKEx R Bear CBBC May 2010 Q	0.250	174.88 per 100 units	168.88 per 100 units	2010/05/24	200,000,000	2010/01/15
69708	UBS AG	HKEx R Bear CBBC May 2010 R	0.295	179.88 per 100 units	173.88 per 100 units	2010/05/31	200,000,000	2010/01/15
69709	UBS AG	HKEx R Bear CBBC Jun 2010 C	0.445	194.88 per 100 units	188.88 per 100 units	2010/06/21	200,000,000	2010/01/15
69701	UBS AG	HSI R Bull CBBC Aug 2010 C	0.250	21,500 per 15,000 units	22,000 per 15,000 units	2010/08/30	300,000,000	2010/01/15
69698	UBS AG	HSI R Bear CBBC Aug 2010 B	0.250	22,800 per 38,000 units	22,300 per 38,000 units	2010/08/30	400,000,000	2010/01/15
69710	UBS AG	Petrochina R Bear CBBC Jun 2010 D	0.250	11.480	10.880	2010/06/21	100,000,000	2010/01/15
69711	UBS AG	Petrochina R Bear CBBC Jun 2010 E	0.250	11.980	11.380	2010/06/28	100,000,000	2010/01/15
69739	BNP Paribas Arbit Issu B.V.	HSI R Bull CBBC May 2010 R	0.250	20,800 per 13,000 units	21,300 per 13,000 units	2010/05/28	300,000,000	2010/01/18
69743	BNP Paribas Arbit Issu B.V.	HSI R Bear CBBC May 2010 S	0.250	23,000 per 13,000 units	22,500 per 13,000 units	2010/05/28	300,000,000	2010/01/18
69736	Credit Suisse AG	HKEx R Bear CBBC May 2010 J	0.250	174 per 100 units	168 per 100 units	2010/05/31	100,000,000	2010/01/18
69737	Credit Suisse AG	HKEx R Bear CBBC Jun 2010 C	0.420	194 per 100 units	188 per 100 units	2010/06/28	100,000,000	2010/01/18
69735	Credit Suisse AG	HSI R Bull CBBC May 2010 I	0.250	22,100 per 10,000 units	22,600 per 10,000 units	2010/05/28	200,000,000	2010/01/18
69726	Credit Suisse AG	HSI R Bear CBBC May 2010 R	0.250	23,100 per 10,000 units	22,600 per 10,000 units	2010/05/28	200,000,000	2010/01/18
69738	Credit Suisse AG	TCH R Bear CBBC Jun 2010 A	0.350	206 per 100 units	198 per 100 units	2010/06/28	100,000,000	2010/01/18
69727	Deutsche Bank AG	HSI R Bull CBBC Jun 2010 S	0.250	22,100 per 12,000 units	22,600 per 12,000 units	2010/06/29	300,000,000	2010/01/18

## Newly listed callable bull/bear contracts (continued)

Code	Issuer	Name of issue	Issue prices (HK\$)	Strike price (HKD) / Strike level per 10 units	Call price (HKD) / Call level per 10 units	Expiry date	No. of issue (units)	Listing date
69728	Deutsche Bank AG	HSI R Bull CBBC Jul 2010 B	0.250	21,400 per 40,000 units	22,000 per 40,000 units	2010/07/29	300,000,000	2010/01/18
69725	Deutsche Bank AG	HSI R Bear CBBC Jun 2010 R	0.250	23,100 per 12,000 units	22,600 per 12,000 units	2010/06/29	300,000,000	2010/01/18
69734	KBC Fin Products Int'l Ltd.	HSI R Bull CBBC Apr 2010 F	0.250	22,100 per 12,000 units	22,600 per 12,000 units	2010/04/29	248,000,000	2010/01/18
69718	SGA Societe Generale Acceptance N.V.	CMob R Bull CBBC Jun10C	0.250	67 per 100 units	70 per 100 units	2010/06/30	300,000,000	2010/01/18
69716	SGA Societe Generale Acceptance N.V.	HKEx R Bull CBBC May10D	0.250	130 per 100 units	138 per 100 units	2010/05/26	150,000,000	2010/01/18
69717	SGA Societe Generale Acceptance N.V.	HKEx R Bull CBBC May10E	0.250	135 per 100 units	143 per 100 units	2010/05/26	150,000,000	2010/01/18
69721	SGA Societe Generale Acceptance N.V.	HKEx R Bear CBBC May10F	0.250	166 per 100 units	158 per 100 units	2010/05/26	150,000,000	2010/01/18
69729	SGA Societe Generale Acceptance N.V.	HSI R Bull CBBC Jun10D	0.250	22,000 per 12,000 units	22,500 per 12,000 units	2010/06/29	300,000,000	2010/01/18
69730	SGA Societe Generale Acceptance N.V.	HSI R Bull CBBC Jun10Z	0.250	22,100 per 10,000 units	22,600 per 10,000 units	2010/06/29	300,000,000	2010/01/18
69719	UBS AG	CHALCO R Bull CBBC Jun 2010 H	0.250	8.880	9.880	2010/06/07	100,000,000	2010/01/18
69731	UBS AG	China Mobile R Bull CBBC May 2010 F	0.250	70.88 per 100 units	74.88 per 100 units	2010/05/10	200,000,000	2010/01/18
69723	UBS AG	CCHC R Bear CBBC Jul 2010 C	0.360	13.880	12.880	2010/07/12	100,000,000	2010/01/18
69720	UBS AG	Cheung Kong R Bull CBBC Jun 2010 F	0.250	90.88 per 100 units	98.88 per 100 units	2010/06/07	100,000,000	2010/01/18
69722	UBS AG	CNOOC R Bull CBBC Jun 2010 E	0.250	11.080	11.880	2010/06/07	100,000,000	2010/01/18
69732	UBS AG	HSI R Bull CBBC Jun 2010 L	0.250	22,000 per 10,000 units	22,500 per 10,000 units	2010/06/29	300,000,000	2010/01/18
69733	UBS AG	HSI R Bull CBBC Jul 2010 R	0.250	22,100 per 12,000 units	22,600 per 12,000 units	2010/07/29	300,000,000	2010/01/18
69724	UBS AG	HSI R Bear CBBC May 2010 J	0.250	23,100 per 12,000 units	22,600 per 12,000 units	2010/05/28	300,000,000	2010/01/18
69301 #	HK Bank	A50 R Bull CBBC Jun 2010 C	0.138	13.080	13.380	2010/06/18	120,000,000	2010/01/18
69754	Credit Suisse AG	China Mobile R Bull CBBC Apr 2010 E	0.250	68 per 100 units	73 per 100 units	2010/04/26	100,000,000	2010/01/19
69747	Credit Suisse AG	HSI R Bull CBBC May 2010 E	0.250	21,700 per 10,000 units	22,200 per 10,000 units	2010/05/28	200,000,000	2010/01/19
69748	Deutsche Bank AG	HSI R Bull CBBC Jun 2010 T	0.250	21,700 per 12,000 units	22,200 per 12,000 units	2010/06/29	300,000,000	2010/01/19
69756	Goldman Sachs SP (Asia)	HSI R Bear CBBC Jun 2010 A	0.250	23,100 per 12,000 units	22,600 per 12,000 units	2010/06/29	200,000,000	2010/01/19
69741	HK Bank	China Life R Bull CBBC Jun 2010 A	0.380	34.400	35.280	2010/06/25	100,000,000	2010/01/19
69742	HK Bank	HSI R Bull CBBC Jun 2010 Q	0.250	21,300 per 13,000 units	21,800 per 13,000 units	2010/06/29	160,000,000	2010/01/19
69755	KBC Fin Products Int'l Ltd.	HSI R Bull CBBC Apr 2010 E	0.250	21,700 per 12,000 units	22,200 per 12,000 units	2010/04/29	248,000,000	2010/01/19
69749	Macquarie Bank Ltd.	HSI R Bull CBBC Apr 2010 C	0.250	20,500 per 12,000 units	21,000 per 12,000 units	2010/04/29	300,000,000	2010/01/19
69740	CC Rabobank B.A.	HSI R Bull CBBC Jun 2010 Q	0.250	21,900 per 12,000 units	22,400 per 12,000 units	2010/06/29	200,000,000	2010/01/19
69745	CC Rabobank B.A.	HSI R Bear CBBC Jun 2010 A	0.250	23,700 per 12,000 units	23,200 per 12,000 units	2010/06/29	200,000,000	2010/01/19
69746	CC Rabobank B.A.	HSI R Bear CBBC Jun 2010 Y	0.250	23,900 per 12,000 units	23,400 per 12,000 units	2010/06/29	200,000,000	2010/01/19
69744	CC Rabobank B.A.	HSI R Bear CBBC Jun 2010 Z	0.250	23,500 per 12,000 units	23,000 per 12,000 units	2010/06/29	200,000,000	2010/01/19
69750	UBS AG	China Life R Bull CBBC May 2010 S	0.250	36.880	37.880	2010/05/03	200,000,000	2010/01/19
69753	UBS AG	A50 China R Bear CBBC May 2010 D	0.250	14.980	14.380	2010/05/17	200,000,000	2010/01/19
69752	UBS AG	HSI R Bull CBBC Jun 2010 I	0.250	21,700 per 12,000 units	22,200 per 12,000 units	2010/06/29	300,000,000	2010/01/19
69751	UBS AG	HSI R Bull CBBC Aug 2010 D	0.250	21,800 per 38,000 units	22,300 per 38,000 units	2010/08/30	400,000,000	2010/01/19
69783	BNP Paribas Arbit Issu B.V.	HSI R Bull CBBC May 2010 T	0.250	20,600 per 10,000 units	21,200 per 10,000 units	2010/05/28	300,000,000	2010/01/20
69785	BNP Paribas Arbit Issu B.V.	HSI R Bear CBBC Apr 2010 F	0.250	22,700 per 12,000 units	22,200 per 12,000 units	2010/04/29	300,000,000	2010/01/20
69784	BNP Paribas Arbit Issu B.V.	HSI R Bear CBBC Apr 2010 Q	0.250	22,500 per 15,000 units	22,000 per 15,000 units	2010/04/29	300,000,000	2010/01/20
69787	BNP Paribas Arbit Issu B.V.	HSI R Bear CBBC May 2010 U	0.250	23,000 per 11,000 units	22,400 per 11,000 units	2010/05/28	300,000,000	2010/01/20
69788	BNP Paribas Arbit Issu B.V.	HSI R Bear CBBC May 2010 V	0.250	23,100 per 12,000 units	22,600 per 12,000 units	2010/05/28	300,000,000	2010/01/20
69786	BNP Paribas Arbit Issu B.V.	HSI R Bear CBBC Jun 2010 C	0.250	24,200 per 38,000 units	23,700 per 38,000 units	2010/06/29	300,000,000	2010/01/20
69812	Credit Suisse AG	China Mobile R Bear CBBC Jun 2010 C	0.250	88 per 100 units	83 per 100 units	2010/06/28	100,000,000	2010/01/20
69813	Credit Suisse AG	China Mobile R Bear CBBC Jun 2010 D	0.250	100 per 100 units	95 per 100 units	2010/06/28	100,000,000	2010/01/20
69811	Credit Suisse AG	China Life R Bear CBBC May 2010 L	0.270	40.000	38.800	2010/05/24	100,000,000	2010/01/20

## Newly listed callable bull/bear contracts (continued)

Code	Issuer	Name of issue	Issue prices (HK\$)	Strike price (HKD) / Strike level per 10 units	Call price (HKD) / Call level per 10 units	Expiry date	No. of issue (units)	Listing date
69814	Credit Suisse AG	A50 China R Bear CBBC May 2010 D	0.250	15.400	14.800	2010/05/31	100,000,000	2010/01/20
69815	Credit Suisse AG	HKEx R Bear CBBC May 2010 K	0.250	164 per 100 units	158 per 100 units	2010/05/31	100,000,000	2010/01/20
69764	Credit Suisse AG	HSI R Bull CBBC May 2010 F	0.250	21,500 per 10,000 units	22,000 per 10,000 units	2010/05/28	200,000,000	2010/01/20
69798	Credit Suisse AG	HSI R Bear CBBC May 2010 S	0.250	22,300 per 10,000 units	21,800 per 10,000 units	2010/05/28	200,000,000	2010/01/20
69799	Credit Suisse AG	HSI R Bear CBBC Jun 2010 T	0.250	22,600 per 15,000 units	22,100 per 15,000 units	2010/06/29	210,000,000	2010/01/20
69805	Deutsche Bank AG	China Life R Bear CBBC Jun 2010 E	0.260	38.680	37.680	2010/06/14	150,000,000	2010/01/20
69806	Deutsche Bank AG	China Life R Bear CBBC Jun 2010 F	0.350	39.680	38.680	2010/06/14	150,000,000	2010/01/20
69804	Deutsche Bank AG	Sinopec Corp R Bull CBBC Jun 2010 A	0.250	5.500	6.000	2010/06/28	150,000,000	2010/01/20
69808	Deutsche Bank AG	Sinopec Corp R Bear CBBC Jun 2010 B	0.250	7.500	7.000	2010/06/28	150,000,000	2010/01/20
69807	Deutsche Bank AG	A50 China R Bear CBBC May 2010 C	0.250	15.280	14.680	2010/05/31	150,000,000	2010/01/20
69801	Deutsche Bank AG	HSI R Bull CBBC May 2010 A	0.270	20,200 per 12,000 units	20,700 per 12,000 units	2010/05/28	300,000,000	2010/01/20
69762	Deutsche Bank AG	HSI R Bull CBBC May 2010 D	0.260	21,300 per 12,000 units	21,800 per 12,000 units	2010/05/28	300,000,000	2010/01/20
69763	Deutsche Bank AG	HSI R Bull CBBC May 2010 F	0.250	21,500 per 12,000 units	22,000 per 12,000 units	2010/05/28	300,000,000	2010/01/20
69802	Deutsche Bank AG	HSI R Bull CBBC Jun 2010 U	0.320	19,800 per 12,000 units	20,300 per 12,000 units	2010/06/29	300,000,000	2010/01/20
69803	Deutsche Bank AG	HSI R Bull CBBC Jun 2010 V	0.250	20,300 per 15,000 units	20,800 per 15,000 units	2010/06/29	300,000,000	2010/01/20
69800	Deutsche Bank AG	HSI R Bear CBBC Apr 2010 V	0.250	22,300 per 12,000 units	21,800 per 12,000 units	2010/04/29	300,000,000	2010/01/20
69771	Deutsche Bank AG	HSI R Bear CBBC May 2010 J	0.250	22,400 per 12,000 units	21,900 per 12,000 units	2010/05/28	300,000,000	2010/01/20
69772	Deutsche Bank AG	HSI R Bear CBBC May 2010 K	0.270	22,600 per 12,000 units	22,100 per 12,000 units	2010/05/28	300,000,000	2010/01/20
69796	Goldman Sachs SP (Asia)	HSI R Bear CBBC Jun 2010 B	0.250	22,500 per 15,000 units	22,000 per 15,000 units	2010/06/29	200,000,000	2010/01/20
69797	Goldman Sachs SP (Asia)	HSI R Bear CBBC Jun 2010 C	0.250	22,700 per 12,000 units	22,200 per 12,000 units	2010/06/29	200,000,000	2010/01/20
69758	HK Bank	CHALCO R Bull CBBC Jul 2010 A	0.260	7.880	8.380	2010/07/23	100,000,000	2010/01/20
69759	HK Bank	CC Bank R Bull CBBC Jun 2010 A	0.250	5.200	5.500	2010/06/11	120,000,000	2010/01/20
69761	KBC Fin Products Int'l Ltd.	HSI R Bull CBBC Apr 2010 L	0.250	21,500 per 12,000 units	22,000 per 12,000 units	2010/04/29	248,000,000	2010/01/20
69760	KBC Fin Products Int'l Ltd.	HSI R Bull CBBC Apr 2010 M	0.250	21,300 per 10,000 units	21,800 per 10,000 units	2010/04/29	208,000,000	2010/01/20
69794	KBC Fin Products Int'l Ltd.	HSI R Bear CBBC Apr 2010 I	0.250	22,300 per 10,000 units	21,800 per 10,000 units	2010/04/29	208,000,000	2010/01/20
69795	KBC Fin Products Int'l Ltd.	HSI R Bear CBBC Apr 2010 J	0.250	22,500 per 12,000 units	22,000 per 12,000 units	2010/04/29	248,000,000	2010/01/20
69782	CC Rabobank B.A.	HSI R Bull CBBC Jun 2010 J	0.250	20,900 per 12,000 units	21,400 per 12,000 units	2010/06/29	200,000,000	2010/01/20
69781	CC Rabobank B.A.	HSI R Bull CBBC Jun 2010 K	0.250	20,700 per 12,000 units	21,200 per 12,000 units	2010/06/29	200,000,000	2010/01/20
69809	CC Rabobank B.A.	HSI R Bear CBBC Jun 2010 H	0.250	22,300 per 12,000 units	21,800 per 12,000 units	2010/06/29	200,000,000	2010/01/20
69810	CC Rabobank B.A.	HSI R Bear CBBC Jun 2010 I	0.250	22,500 per 12,000 units	22,000 per 12,000 units	2010/06/29	200,000,000	2010/01/20
69776	CC Rabobank B.A.	HSI R Bear CBBC Jun 2010 V	0.250	23,000 per 12,000 units	22,500 per 12,000 units	2010/06/29	200,000,000	2010/01/20
69775	CC Rabobank B.A.	HSI R Bear CBBC Jun 2010 W	0.250	22,800 per 12,000 units	22,300 per 12,000 units	2010/06/29	200,000,000	2010/01/20
69774	CC Rabobank B.A.	HSI R Bear CBBC Jun 2010 X	0.250	22,600 per 12,000 units	22,100 per 12,000 units	2010/06/29	200,000,000	2010/01/20
69773	SGA Societe Generale Acceptance N.V.	HSI R Bull CBBC Jun10X	0.250	21,300 per 15,000 units	21,800 per 15,000 units	2010/06/29	300,000,000	2010/01/20
69779	SGA Societe Generale Acceptance N.V.	HSI R Bear CBBC Jun10A	0.250	22,600 per 10,000 units	22,100 per 10,000 units	2010/06/29	300,000,000	2010/01/20
69778	SGA Societe Generale Acceptance N.V.	HSI R Bear CBBC Jun10C	0.250	22,500 per 12,000 units	22,000 per 12,000 units	2010/06/29	300,000,000	2010/01/20
69777	SGA Societe Generale Acceptance N.V.	HSI R Bear CBBC Jun10Q	0.250	22,400 per 15,000 units	21,900 per 15,000 units	2010/06/29	300,000,000	2010/01/20
69780	SGA Societe Generale Acceptance N.V.	HSI R Bear CBBC Jun10U	0.250	22,700 per 15,000 units	22,200 per 15,000 units	2010/06/29	300,000,000	2010/01/20
69757	SGA Societe Generale Acceptance N.V.	HSI R Bear CBBC Jun10Y	0.250	23,100 per 12,000 units	22,600 per 12,000 units	2010/06/29	300,000,000	2010/01/20
69793	UBS AG	China Mobile R Bull CBBC May 2010 H	0.250	72.88 per 100 units	76.88 per 100 units	2010/05/03	200,000,000	2010/01/20
69769	UBS AG	China Mobile R Bear CBBC May 2010 G	0.250	80.88 per 100 units	76.88 per 100 units	2010/05/03	200,000,000	2010/01/20
69768	UBS AG	Sinopec Corp R Bull CBBC Jun 2010 A	0.250	6.080	6.580	2010/06/21	100,000,000	2010/01/20
69789	UBS AG	A50 China R Bull CBBC May 2010 E	0.250	13.280	13.880	2010/05/17	200,000,000	2010/01/20

## Newly listed callable bull/bear contracts (continued)

Code	Issuer	Name of issue	Issue prices (HK\$)	Strike price (HKD) / Strike level per 10 units	Call price (HKD) / Call level per 10 units	Expiry date	No. of issue (units)	Listing date
69770	UBS AG	HKEx R Bear CBBC Jun 2010 D	0.340	184.88 per 100 units	178.88 per 100 units	2010/06/14	200,000,000	2010/01/20
69790	UBS AG	HSCEI R Bear CBBC Jun 2010 B	0.250	13,500 per 20,000 units	13,000 per 20,000 units	2010/06/29	200,000,000	2010/01/20
69766	UBS AG	HSI R Bull CBBC Apr 2010 D	0.250	21,500 per 10,000 units	22,000 per 10,000 units	2010/04/29	300,000,000	2010/01/20
69765	UBS AG	HSI R Bull CBBC Apr 2010 J	0.250	21,300 per 12,000 units	21,800 per 12,000 units	2010/04/29	300,000,000	2010/01/20
69767	UBS AG	HSI R Bull CBBC May 2010 W	0.250	21,600 per 10,000 units	22,100 per 10,000 units	2010/05/28	300,000,000	2010/01/20
69791	UBS AG	HSI R Bear CBBC Apr 2010 N	0.250	22,500 per 10,000 units	22,000 per 10,000 units	2010/04/29	300,000,000	2010/01/20
69792	UBS AG	HSI R Bear CBBC Jun 2010 W	0.250	22,300 per 12,000 units	21,800 per 12,000 units	2010/06/29	300,000,000	2010/01/20
69410 <sup>†</sup>	UBS AG	CUni R Bull CBBC Jun 2010 A	0.232	7.880	8.880	2010/06/14	100,000,000	2010/01/20
69828	Credit Suisse AG	HKEx R Bear CBBC May 2010 L	0.250	159 per 100 units	153 per 100 units	2010/05/31	100,000,000	2010/01/21
69827	Credit Suisse AG	HSI R Bull CBBC May 2010 W	0.250	21,300 per 10,000 units	21,800 per 10,000 units	2010/05/28	200,000,000	2010/01/21
69816	Credit Suisse AG	HSI R Bear CBBC May 2010 Y	0.250	22,500 per 10,000 units	22,000 per 10,000 units	2010/05/28	200,000,000	2010/01/21
69822	Deutsche Bank AG	China Mobile R Bull CBBC Jun 2010 B	0.250	71.68 per 100 units	75.68 per 100 units	2010/06/14	150,000,000	2010/01/21
69821	Deutsche Bank AG	CC Bank R Bull CBBC Jul 2010 A	0.250	5.180	5.680	2010/07/05	150,000,000	2010/01/21
69823	Deutsche Bank AG	A50 China R Bull CBBC Jun 2010 A	0.290	11.580	12.180	2010/06/14	150,000,000	2010/01/21
69820	Deutsche Bank AG	HSI R Bull CBBC May 2010 O	0.250	21,200 per 10,000 units	21,700 per 10,000 units	2010/05/28	300,000,000	2010/01/21
69824	Deutsche Bank AG	HSI R Bear CBBC May 2010 L	0.250	22,600 per 15,000 units	22,000 per 15,000 units	2010/05/28	300,000,000	2010/01/21
69825	Deutsche Bank AG	HSI R Bear CBBC May 2010 S	0.280	23,300 per 15,000 units	22,800 per 15,000 units	2010/05/28	300,000,000	2010/01/21
69826	Deutsche Bank AG	HSI R Bear CBBC Jun 2010 W	0.330	23,400 per 12,000 units	22,900 per 12,000 units	2010/06/29	300,000,000	2010/01/21
69829	UBS AG	China Mobile R Bull CBBC May 2010 J	0.250	74.88 per 100 units	78.88 per 100 units	2010/05/10	200,000,000	2010/01/21
69817	UBS AG	China Mobile R Bear CBBC May 2010 I	0.250	82.88 per 100 units	78.88 per 100 units	2010/05/10	200,000,000	2010/01/21
69833	UBS AG	China Mobile R Bear CBBC Jun 2010 A	0.250	90.88 per 100 units	86.88 per 100 units	2010/06/21	200,000,000	2010/01/21
69834	UBS AG	China Mobile R Bear CBBC Jun 2010 B	0.250	92.88 per 100 units	88.88 per 100 units	2010/06/21	200,000,000	2010/01/21
69835	UBS AG	China Mobile R Bear CBBC Jun 2010 C	0.250	94.88 per 100 units	90.88 per 100 units	2010/06/28	200,000,000	2010/01/21
69832	UBS AG	China Life R Bull CBBC May 2010 T	0.250	35.880	36.880	2010/05/17	200,000,000	2010/01/21
69838	UBS AG	China Life R Bear CBBC May 2010 U	0.250	38.880	37.880	2010/05/17	200,000,000	2010/01/21
69830	UBS AG	HKEx R Bull CBBC May 2010 T	0.250	142.88 per 100 units	148.88 per 100 units	2010/05/17	200,000,000	2010/01/21
69818	UBS AG	HKEx R Bear CBBC May 2010 S	0.250	154.88 per 100 units	148.88 per 100 units	2010/05/17	200,000,000	2010/01/21
69836	UBS AG	HSI R Bull CBBC Jun 2010 K	0.250	21,200 per 10,000 units	21,700 per 10,000 units	2010/06/29	300,000,000	2010/01/21
69837	UBS AG	HSI R Bear CBBC Apr 2010 R	0.250	22,700 per 12,000 units	22,200 per 12,000 units	2010/04/29	300,000,000	2010/01/21
69819	UBS AG	HSI R Bear CBBC Jul 2010 S	0.250	22,400 per 10,000 units	21,900 per 10,000 units	2010/07/29	300,000,000	2010/01/21
69831	UBS AG	Hutchison R Bull CBBC Jun 2010 E	0.250	48.88 per 100 units	53.88 per 100 units	2010/06/14	100,000,000	2010/01/21
69863	BNP Paribas Arbit Issu B.V.	HSI R Bull CBBC May 2010 W	0.250	20,400 per 10,000 units	20,900 per 10,000 units	2010/05/28	300,000,000	2010/01/22
69864	BNP Paribas Arbit Issu B.V.	HSI R Bull CBBC May 2010 X	0.250	20,100 per 10,000 units	20,600 per 10,000 units	2010/05/28	300,000,000	2010/01/22
69868	BNP Paribas Arbit Issu B.V.	HSI R Bear CBBC May 2010 Y	0.250	22,300 per 10,000 units	21,800 per 10,000 units	2010/05/28	300,000,000	2010/01/22
69869	BNP Paribas Arbit Issu B.V.	HSI R Bear CBBC May 2010 Z	0.250	23,200 per 10,000 units	22,700 per 10,000 units	2010/05/28	300,000,000	2010/01/22
69842	Credit Suisse AG	HSI R Bull CBBC May 2010 T	0.250	21,200 per 15,000 units	21,700 per 15,000 units	2010/05/28	210,000,000	2010/01/22
69854	Credit Suisse AG	HSI R Bear CBBC May 2010 O	0.250	22,200 per 15,000 units	21,700 per 15,000 units	2010/05/28	210,000,000	2010/01/22
69855	Credit Suisse AG	HSI R Bear CBBC Jun 2010 U	0.250	22,500 per 10,000 units	22,000 per 10,000 units	2010/06/29	200,000,000	2010/01/22
69865	Deutsche Bank AG	CNOOC R Bear CBBC Jun 2010 B	0.250	13.480	12.680	2010/06/28	150,000,000	2010/01/22
69851	Deutsche Bank AG	HSI R Bull CBBC Jun 2010 X	0.250	21,100 per 12,000 units	21,600 per 12,000 units	2010/06/29	300,000,000	2010/01/22
69852	Deutsche Bank AG	HSI R Bear CBBC May 2010 X	0.250	22,200 per 12,000 units	21,700 per 12,000 units	2010/05/28	300,000,000	2010/01/22
69862	Goldman Sachs SP (Asia)	HSI R Bear CBBC Jun 2010 D	0.250	22,300 per 12,000 units	21,800 per 12,000 units	2010/06/29	200,000,000	2010/01/22
69839	HK Bank	China Mobile R Bull CBBC Jun 2010 C	0.250	65.80 per 100 units	68.80 per 100 units	2010/06/18	200,000,000	2010/01/22

## Newly listed callable bull/bear contracts (continued)

Code	Issuer	Name of issue	Issue prices (HK\$)	Strike price (HKD) / Strike level per 10 units	Call price (HKD) / Call level per 10 units	Expiry date	No. of issue (units)	Listing date
69840	HK Bank	China Mobile R Bear CBBC Aug 2010 A	0.250	91.80 per 100 units	88.80 per 100 units	2010/08/12	200,000,000	2010/01/22
69841	HK Bank	ICBC R Bull CBBC Aug 2010 A	0.250	4.580	4.880	2010/08/12	100,000,000	2010/01/22
69845	HK Bank	ICBC R Bear CBBC Aug 2010 B	0.250	7.380	7.080	2010/08/12	100,000,000	2010/01/22
69843	SGA Societe Generale Acceptance N.V.	CMob R Bear CBBC Jun10D	0.250	90 per 100 units	86 per 100 units	2010/06/30	300,000,000	2010/01/22
69844	SGA Societe Generale Acceptance N.V.	A50 R Bull CBBC May10G	0.250	11.900	12.500	2010/05/26	150,000,000	2010/01/22
69846	SGA Societe Generale Acceptance NV	HSCEI R Bull CBBC Jun10B	0.250	10,500 per 12,000 units	11,000 per 12,000 units	2010/06/29	200,000,000	2010/01/22
69847	SGA Societe Generale Acceptance NV	HSCEI R Bull CBBC Jun10C	0.250	11,000 per 12,000 units	11,500 per 12,000 units	2010/06/29	200,000,000	2010/01/22
69850	SGA Societe Generale Acceptance N.V.	HSI R Bear CBBC Jun100	0.250	22,200 per 12,000 units	21,700 per 12,000 units	2010/06/29	300,000,000	2010/01/22
69848	SGA Societe Generale Acceptance N.V.	HSI R Bear CBBC Jun10S	0.250	22,300 per 10,000 units	21,800 per 10,000 units	2010/06/29	300,000,000	2010/01/22
69849	SGA Societe Generale Acceptance N.V.	TCH R Bull CBBC Jun10C	0.270	146 per 100 units	154 per 100 units	2010/06/30	100,000,000	2010/01/22
69856	UBS AG	BYD Company R Bull CBBC May 2010 A	0.250	46.88 per 100 units	53.88 per 100 units	2010/05/24	100,000,000	2010/01/22
69861	UBS AG	BYD Company R Bear CBBC May 2010 B	0.250	80.88 per 100 units	73.88 per 100 units	2010/05/24	100,000,000	2010/01/22
69857	UBS AG	China Life R Bear CBBC May 2010 V	0.250	37.880	36.880	2010/05/17	200,000,000	2010/01/22
69853	UBS AG	HSI R Bull CBBC Jun 2010 Q	0.250	21,100 per 12,000 units	21,600 per 12,000 units	2010/06/29	300,000,000	2010/01/22
69858	UBS AG	HSI R Bear CBBC Apr 2010 F	0.250	22,200 per 10,000 units	21,700 per 10,000 units	2010/04/29	300,000,000	2010/01/22
69859	UBS AG	HSI R Bear CBBC Jun 2010 Y	0.250	22,600 per 10,000 units	22,100 per 10,000 units	2010/06/29	300,000,000	2010/01/22
69860	UBS AG	HSI R Bear CBBC Aug 2010 E	0.250	22,500 per 15,000 units	22,000 per 15,000 units	2010/08/30	300,000,000	2010/01/22
69902	RB of Scotland N.V.	HSCEI R Bear CBBC May 2010 G	0.250	13,700 per 10,000 units	13,200 per 10,000 units	2010/05/28	250,000,000	2010/01/25
69899	RB of Scotland N.V.	HSI R Bear CBBC May 2010 D	0.250	22,700 per 13,000 units	22,200 per 13,000 units	2010/05/28	250,000,000	2010/01/25
69900	RB of Scotland N.V.	HSI R Bear CBBC May 2010 E	0.250	22,900 per 13,000 units	22,400 per 13,000 units	2010/05/28	250,000,000	2010/01/25
69901	RB of Scotland N.V.	HSI R Bear CBBC May 2010 F	0.250	23,100 per 13,000 units	22,600 per 13,000 units	2010/05/28	250,000,000	2010/01/25
69897	BNP Paribas Arbit Issu B.V.	HSI R Bear CBBC May 2010 B	0.250	22,000 per 15,000 units	21,500 per 15,000 units	2010/05/28	300,000,000	2010/01/25
69898	BNP Paribas Arbit Issu B.V.	HSI R Bear CBBC Jun 2010 D	0.250	22,100 per 12,000 units	21,600 per 12,000 units	2010/06/29	300,000,000	2010/01/25
69879	Credit Suisse AG	HSI R Bull CBBC May 2010 Q	0.250	21,100 per 10,000 units	21,600 per 10,000 units	2010/05/28	200,000,000	2010/01/25
69892	Credit Suisse AG	HSI R Bear CBBC May 2010 N	0.250	22,000 per 15,000 units	21,500 per 15,000 units	2010/05/28	210,000,000	2010/01/25
69893	Credit Suisse AG	HSI R Bear CBBC Jun 2010 V	0.250	22,400 per 15,000 units	21,900 per 15,000 units	2010/06/29	210,000,000	2010/01/25
69894	Credit Suisse AG	HSI R Bear CBBC Jun 2010 W	0.250	22,700 per 10,000 units	22,200 per 10,000 units	2010/06/29	200,000,000	2010/01/25
69904	Deutsche Bank AG	CC Bank R Bear CBBC Jul 2010 B	0.250	7.180	6.680	2010/07/12	150,000,000	2010/01/25
69905	Deutsche Bank AG	China Life R Bull CBBC Jun 2010 G	0.250	35.180	36.180	2010/06/28	150,000,000	2010/01/25
69880	Deutsche Bank AG	HSI R Bull CBBC May 2010 W	0.250	21,000 per 10,000 units	21,500 per 10,000 units	2010/05/28	300,000,000	2010/01/25
69881	Deutsche Bank AG	HSI R Bull CBBC Jun 2010 Y	0.350	19,600 per 12,000 units	20,100 per 12,000 units	2010/06/29	300,000,000	2010/01/25
69906	Deutsche Bank AG	HSI R Bear CBBC Jun 2010 Z	0.250	22,000 per 12,000 units	21,500 per 12,000 units	2010/06/29	300,000,000	2010/01/25
69903	Goldman Sachs SP (Asia)	HSI R Bear CBBC May 2010 T	0.250	22,100 per 15,000 units	21,600 per 15,000 units	2010/05/28	200,000,000	2010/01/25
69875	HK Bank	HSI R Bear CBBC Aug 2010 B	0.250	22,800 per 12,000 units	22,300 per 12,000 units	2010/08/30	120,000,000	2010/01/25
69896	CC Rabobank B.A.	HSI R Bear CBBC Jun 2010 G	0.250	22,100 per 12,000 units	21,600 per 12,000 units	2010/06/29	200,000,000	2010/01/25
69883	SGA Societe Generale Acceptance N.V.	HSI R Bull CBBC Jun10M	0.250	21,000 per 15,000 units	21,500 per 15,000 units	2010/06/29	300,000,000	2010/01/25
69882	SGA Societe Generale Acceptance N.V.	HSI R Bull CBBC Jun10N	0.250	20,900 per 10,000 units	21,400 per 10,000 units	2010/06/29	300,000,000	2010/01/25
69866	SGA Societe Generale Acceptance N.V.	HSI R Bull CBBC Jul10G	0.250	19,500 per 15,000 units	20,000 per 15,000 units	2010/07/29	300,000,000	2010/01/25
69867	SGA Societe Generale Acceptance N.V.	HSI R Bull CBBC Jul10H	0.295	19,600 per 10,000 units	20,100 per 10,000 units	2010/07/29	300,000,000	2010/01/25
69870	SGA Societe Generale Acceptance N.V.	HSI R Bull CBBC Jul10I	0.250	19,700 per 12,000 units	20,200 per 12,000 units	2010/07/29	300,000,000	2010/01/25
69871	SGA Societe Generale Acceptance N.V.	HSI R Bull CBBC Jul10J	0.250	19,800 per 15,000 units	20,300 per 15,000 units	2010/07/29	300,000,000	2010/01/25
69884	SGA Societe Generale Acceptance N.V.	HSI R Bear CBBC Jun10K	0.250	22,100 per 15,000 units	21,600 per 15,000 units	2010/06/29	300,000,000	2010/01/25
69872	SGA Societe Generale Acceptance N.V.	HSI R Bear CBBC Jul10K	0.250	23,300 per 15,000 units	22,800 per 15,000 units	2010/07/29	300,000,000	2010/01/25

## Newly listed callable bull/bear contracts (continued)

Code	Issuer	Name of issue	Issue prices (HK\$)	Strike price (HKD) / Strike level per 10 units	Call price (HKD) / Call level per 10 units	Expiry date	No. of issue (units)	Listing date
69873	SGA Societe Generale Acceptance N.V.	HSI R Bear CBBC Jul10L	0.250	23,400 per 12,000 units	22,900 per 12,000 units	2010/07/29	300,000,000	2010/01/25
69874	SGA Societe Generale Acceptance N.V.	HSI R Bear CBBC Jul10M	0.290	23,500 per 10,000 units	23,000 per 10,000 units	2010/07/29	300,000,000	2010/01/25
69876	UBS AG	HKEx R Bull CBBC May 2010 U	0.250	137.88 per 100 units	143.88 per 100 units	2010/05/17	200,000,000	2010/01/25
69877	UBS AG	HSBC R Bull CBBC Jun 2010 F	0.250	83.88 per 100 units	88.88 per 100 units	2010/06/07	200,000,000	2010/01/25
69878	UBS AG	HSI R Bull CBBC Apr 2010 Q	0.250	21,000 per 10,000 units	21,500 per 10,000 units	2010/04/29	300,000,000	2010/01/25
69888	UBS AG	HSI R Bull CBBC Jun 2010 Z	0.250	19,800 per 10,000 units	20,300 per 10,000 units	2010/06/29	300,000,000	2010/01/25
69889	UBS AG	HSI R Bull CBBC Jul 2010 T	0.250	19,600 per 10,000 units	20,100 per 10,000 units	2010/07/29	300,000,000	2010/01/25
69885	UBS AG	HSI R Bull CBBC Aug 2010 F	0.250	19,400 per 10,000 units	19,900 per 10,000 units	2010/08/30	300,000,000	2010/01/25
69887	UBS AG	HSI R Bull CBBC Aug 2010 H	0.250	19,900 per 12,000 units	20,400 per 12,000 units	2010/08/30	300,000,000	2010/01/25
69895	UBS AG	HSI R Bear CBBC Apr 2010 B	0.250	22,000 per 10,000 units	21,500 per 10,000 units	2010/04/29	300,000,000	2010/01/25
69890	UBS AG	HSI R Bear CBBC Apr 2010 H	0.250	22,100 per 12,000 units	21,600 per 12,000 units	2010/04/29	300,000,000	2010/01/25
69891	UBS AG	HSI R Bear CBBC Aug 2010 I	0.250	22,300 per 38,000 units	21,800 per 38,000 units	2010/08/30	400,000,000	2010/01/25
69928	BNP Paribas Arbit Issu B.V.	HSI R Bull CBBC Jun 2010 E	0.250	21,100 per 14,000 units	21,600 per 14,000 units	2010/06/29	300,000,000	2010/01/26
69932	Credit Suisse AG	HSI R Bull CBBC May 2010 X	0.250	21,000 per 15,000 units	21,500 per 15,000 units	2010/05/28	210,000,000	2010/01/26
69927	Credit Suisse AG	HSI R Bear CBBC May 2010 J	0.250	21,900 per 10,000 units	21,400 per 10,000 units	2010/05/28	200,000,000	2010/01/26
69907	Deutsche Bank AG	HSI R Bull CBBC Jul 2010 C	0.250	20,900 per 12,000 units	21,400 per 12,000 units	2010/07/29	300,000,000	2010/01/26
69910	Deutsche Bank AG	HSI R Bear CBBC May 2010 V	0.250	21,900 per 12,000 units	21,400 per 12,000 units	2010/05/28	300,000,000	2010/01/26
69911	Deutsche Bank AG	HSI R Bear CBBC Jul 2010 D	0.250	22,200 per 15,000 units	21,600 per 15,000 units	2010/07/29	300,000,000	2010/01/26
69912	Deutsche Bank AG	TCH R Bull CBBC Jun 2010 B	0.320	133 per 100 units	140 per 100 units	2010/06/28	150,000,000	2010/01/26
69930	KBC Fin Products Int'l Ltd.	HSI R Bull CBBC Apr 2010 N	0.250	21,100 per 12,000 units	21,600 per 12,000 units	2010/04/29	248,000,000	2010/01/26
69931	KBC Fin Products Int'l Ltd.	TCH R Bull CBBC May 2010 B	0.250	145 per 100 units	153 per 100 units	2010/05/03	78,000,000	2010/01/26
69914	UBS AG	HSBC R Bear CBBC Jun 2010 G	0.250	93.88 per 100 units	88.88 per 100 units	2010/06/07	200,000,000	2010/01/26
69918	UBS AG	HSCEI R Bull CBBC May 2010 D	0.250	10,300 per 12,000 units	10,800 per 12,000 units	2010/05/28	200,000,000	2010/01/26
69919	UBS AG	HSCEI R Bull CBBC May 2010 E	0.250	11,000 per 20,000 units	11,500 per 20,000 units	2010/05/28	200,000,000	2010/01/26
69920	UBS AG	HSCEI R Bull CBBC May 2010 F	0.250	11,300 per 12,000 units	11,800 per 12,000 units	2010/05/28	200,000,000	2010/01/26
69921	UBS AG	HSCEI R Bull CBBC Jun 2010 C	0.250	10,500 per 20,000 units	11,000 per 20,000 units	2010/06/29	200,000,000	2010/01/26
69922	UBS AG	HSCEI R Bull CBBC Jun 2010 D	0.250	10,800 per 12,000 units	11,300 per 12,000 units	2010/06/29	200,000,000	2010/01/26
69923	UBS AG	HSCEI R Bear CBBC May 2010 G	0.250	13,800 per 12,000 units	13,300 per 12,000 units	2010/05/28	200,000,000	2010/01/26
69924	UBS AG	HSCEI R Bear CBBC May 2010 H	0.250	14,800 per 12,000 units	14,300 per 12,000 units	2010/05/28	200,000,000	2010/01/26
69925	UBS AG	HSCEI R Bear CBBC Jun 2010 E	0.250	14,300 per 20,000 units	13,800 per 20,000 units	2010/06/29	200,000,000	2010/01/26
69926	UBS AG	HSCEI R Bear CBBC Jun 2010 F	0.250	15,000 per 20,000 units	14,500 per 20,000 units	2010/06/29	200,000,000	2010/01/26
69909	UBS AG	HSI R Bull CBBC Apr 2010 P	0.250	20,900 per 12,000 units	21,400 per 12,000 units	2010/04/29	300,000,000	2010/01/26
69929	UBS AG	HSI R Bull CBBC Aug 2010 K	0.250	21,000 per 15,000 units	21,500 per 15,000 units	2010/08/30	300,000,000	2010/01/26
69915	UBS AG	HSI R Bear CBBC Jun 2010 G	0.250	21,900 per 12,000 units	21,400 per 12,000 units	2010/06/29	300,000,000	2010/01/26
69916	UBS AG	HSI R Bear CBBC Aug 2010 J	0.250	22,000 per 15,000 units	21,500 per 15,000 units	2010/08/30	300,000,000	2010/01/26
69908	UBS AG	TCH R Bull CBBC Jun 2010 E	0.250	155.88 per 100 units	163.88 per 100 units	2010/06/07	100,000,000	2010/01/26
69917	UBS AG	TCH R Bull CBBC Jun 2010 F	0.250	150.88 per 100 units	158.88 per 100 units	2010/06/07	100,000,000	2010/01/26
69913	UBS AG	TCH R Bear CBBC Jun 2010 G	0.250	181.88 per 100 units	173.88 per 100 units	2010/06/07	100,000,000	2010/01/26
69971	BNP Paribas Arbit Issu B.V.	HSI R Bear CBBC Jun 2010 F	0.250	21,900 per 10,000 units	21,400 per 10,000 units	2010/06/29	300,000,000	2010/01/27
69936	Credit Suisse AG	HSI R Bull CBBC May 2010 Z	0.250	20,900 per 10,000 units	21,400 per 10,000 units	2010/05/28	200,000,000	2010/01/27
69949	Credit Suisse AG	HSI R Bear CBBC May 2010 I	0.250	21,800 per 15,000 units	21,300 per 15,000 units	2010/05/28	210,000,000	2010/01/27
69950	Credit Suisse AG	HSI R Bear CBBC Jun 2010 X	0.250	22,100 per 10,000 units	21,600 per 10,000 units	2010/06/29	200,000,000	2010/01/27
69948	Credit Suisse AG	TCH R Bull CBBC Jun 2010 B	0.340	122 per 100 units	130 per 100 units	2010/06/28	100,000,000	2010/01/27



## Newly listed callable bull/bear contracts (continued)

Code	Issuer	Name of issue	Issue prices (HK\$)	Strike price (HKD) / Strike level per 10 units	Call price (HKD) / Call level per 10 units	Expiry date	No. of issue (units)	Listing date
69947	Credit Suisse AG	TCH R Bear CBBC May 2010 C	0.250	176 per 100 units	168 per 100 units	2010/05/31	100,000,000	2010/01/27
69962	Deutsche Bank AG	A50 China R Bull CBBC Jun 2010 B	0.340	10.580	11.180	2010/06/14	150,000,000	2010/01/27
69960	Deutsche Bank AG	HKEx R Bear CBBC Jul 2010 C	0.250	156.18 per 100 units	150.18 per 100 units	2010/07/19	150,000,000	2010/01/27
69961	Deutsche Bank AG	HSBC R Bull CBBC Jul 2010 A	0.250	69.88 per 100 units	75.88 per 100 units	2010/07/19	150,000,000	2010/01/27
69965	Deutsche Bank AG	HSI R Bull CBBC Jun 2010 C	0.260	20,700 per 12,000 units	21,200 per 12,000 units	2010/06/29	300,000,000	2010/01/27
69959	Deutsche Bank AG	HSI R Bear CBBC May 2010 T	0.250	21,800 per 12,000 units	21,300 per 12,000 units	2010/05/28	300,000,000	2010/01/27
69963	Deutsche Bank AG	ICBC R Bear CBBC Jul 2010 A	0.250	6.680	6.180	2010/07/26	100,000,000	2010/01/27
69964	Deutsche Bank AG	Petrochina R Bear CBBC Jul 2010 A	0.250	10.780	10.180	2010/07/19	100,000,000	2010/01/27
69965	Goldman Sachs SP (Asia)	HSI R Bear CBBC Jun 2010 E	0.250	21,900 per 12,000 units	21,400 per 12,000 units	2010/06/29	200,000,000	2010/01/27
69968	KBC Fin Products Int'l Ltd.	HKEx R Bear CBBC May 2010 B	0.250	162.88 per 100 units	156.88 per 100 units	2010/05/05	188,000,000	2010/01/27
69967	KBC Fin Products Int'l Ltd.	HSBC R Bull CBBC May 2010 B	0.250	74 per 100 units	79 per 100 units	2010/05/03	188,000,000	2010/01/27
69966	KBC Fin Products Int'l Ltd.	HSI R Bull CBBC Apr 2010 K	0.250	20,700 per 10,000 units	21,200 per 10,000 units	2010/04/29	208,000,000	2010/01/27
69970	KBC Fin Products Int'l Ltd.	HSI R Bear CBBC Apr 2010 P	0.250	21,900 per 10,000 units	21,400 per 10,000 units	2010/04/29	208,000,000	2010/01/27
69969	KBC Fin Products Int'l Ltd.	TCH R Bear CBBC May 2010 C	0.310	183 per 100 units	175 per 100 units	2010/05/18	78,000,000	2010/01/27
69933	Macquarie Bank Ltd.	HSI R Bull CBBC May 2010 A	0.251	19,800 per 12,000 units	20,300 per 12,000 units	2010/05/28	300,000,000	2010/01/27
69951	CC Rabobank B.A.	HSI R Bull CBBC Jun 2010 D	0.250	20,500 per 12,000 units	21,000 per 12,000 units	2010/06/29	200,000,000	2010/01/27
69952	CC Rabobank B.A.	HSI R Bull CBBC Jun 2010 R	0.250	20,700 per 12,000 units	21,200 per 12,000 units	2010/06/29	200,000,000	2010/01/27
69958	CC Rabobank B.A.	HSI R Bear CBBC Jun 2010 B	0.250	22,400 per 12,000 units	21,900 per 12,000 units	2010/06/29	200,000,000	2010/01/27
69957	CC Rabobank B.A.	HSI R Bear CBBC Jun 2010 T	0.250	22,100 per 12,000 units	21,600 per 12,000 units	2010/06/29	200,000,000	2010/01/27
69956	CC Rabobank B.A.	HSI R Bear CBBC Jun 2010 U	0.250	21,900 per 12,000 units	21,400 per 12,000 units	2010/06/29	200,000,000	2010/01/27
69938	SGA Societe Generale Acceptance N.V.	HSI R Bear CBBC Jun10I	0.250	22,000 per 10,000 units	21,500 per 10,000 units	2010/06/29	300,000,000	2010/01/27
69937	SGA Societe Generale Acceptance N.V.	HSI R Bear CBBC Jun10J	0.250	21,900 per 12,000 units	21,400 per 12,000 units	2010/06/29	300,000,000	2010/01/27
69939	UBS AG	CHALCO R Bear CBBC Jun 2010 I	0.250	11.380	10.380	2010/06/07	100,000,000	2010/01/27
69934	UBS AG	China Mobile R Bull CBBC May 2010 K	0.250	72.88 per 100 units	76.88 per 100 units	2010/05/10	200,000,000	2010/01/27
69940	UBS AG	China Mobile R Bear CBBC May 2010 L	0.250	80.88 per 100 units	76.88 per 100 units	2010/05/10	200,000,000	2010/01/27
69941	UBS AG	Sinopec Corp R Bear CBBC Jun 2010 B	0.250	7.280	6.880	2010/06/21	100,000,000	2010/01/27
69942	UBS AG	China Shenhua R Bear CBBC May 2010 E	0.250	40.88 per 100 units	38.88 per 100 units	2010/05/31	100,000,000	2010/01/27
69935	UBS AG	A50 China R Bull CBBC May 2010 F	0.250	13.380	13.880	2010/05/17	200,000,000	2010/01/27
69946	UBS AG	HSI R Bull CBBC Jun 2010 E	0.250	20,800 per 10,000 units	21,300 per 10,000 units	2010/06/29	300,000,000	2010/01/27
69953	UBS AG	HSI R Bear CBBC May 2010 W	0.250	21,800 per 10,000 units	21,300 per 10,000 units	2010/05/28	300,000,000	2010/01/27
69943	UBS AG	ICBC R Bear CBBC Jun 2010 D	0.250	6.780	6.380	2010/06/21	100,000,000	2010/01/27
69944	UBS AG	Jiangxi Copper R Bear CBBC Jun 2010 G	0.345	21.380	19.880	2010/06/14	100,000,000	2010/01/27
69954	UBS AG	TCH R Bull CBBC Jun 2010 I	0.300	125.88 per 100 units	133.88 per 100 units	2010/06/07	100,000,000	2010/01/27
69945	UBS AG	TCH R Bear CBBC Jun 2010 H	0.250	176.88 per 100 units	168.88 per 100 units	2010/06/07	100,000,000	2010/01/27
69972	Barclays Bank plc	HSI Bull CBBC Apr 2010 A	0.177	19,700 per 10,000 units	20,200 per 10,000 units	2010/04/29	300,000,000	2010/01/28
69973	Barclays Bank plc	HSI Bull CBBC May 2010 A	0.153	20,000 per 10,000 units	20,500 per 10,000 units	2010/05/28	300,000,000	2010/01/28
69974	Barclays Bank plc	HSI Bull CBBC Jul 2010 A	0.330	18,800 per 12,000 units	19,300 per 12,000 units	2010/07/29	300,000,000	2010/01/28
69975	Barclays Bank plc	HSI Bull CBBC Jul 2010 B	0.299	19,100 per 12,000 units	19,600 per 12,000 units	2010/07/29	300,000,000	2010/01/28
69976	Barclays Bank plc	HSI Bull CBBC Jul 2010 C	0.264	19,400 per 12,000 units	19,900 per 12,000 units	2010/07/29	300,000,000	2010/01/28
69977	Barclays Bank plc	HSI R Bear CBBC Apr 2010 B	0.162	23,000 per 12,000 units	22,500 per 12,000 units	2010/04/29	300,000,000	2010/01/28
69978	Barclays Bank plc	HSI R Bear CBBC Apr 2010 C	0.190	23,300 per 12,000 units	22,800 per 12,000 units	2010/04/29	300,000,000	2010/01/28
69979	Barclays Bank plc	HSI R Bear CBBC Jul 2010 D	0.254	22,700 per 10,000 units	22,200 per 10,000 units	2010/07/29	300,000,000	2010/01/28
69980	Barclays Bank plc	HSI R Bear CBBC Jul 2010 E	0.384	23,600 per 12,000 units	23,100 per 12,000 units	2010/07/29	300,000,000	2010/01/28

## Newly listed callable bull/bear contracts (continued)

Code	Issuer	Name of issue	Issue prices (HK\$)	Strike price (HKD) / Strike level per 10 units	Call price (HKD) / Call level per 10 units	Expiry date	No. of issue (units)	Listing date
69981	Barclays Bank plc	HSI R Bear CBBC Jul 2010 F	0.436	23,900 per 12,000 units	23,400 per 12,000 units	2010/07/29	300,000,000	2010/01/28
60014	BNP Paribas Arbit Issu B.V.	HSI R Bear CBBC May 2010 D	0.250	21,400 per 15,000 units	20,900 per 15,000 units	2010/05/28	300,000,000	2010/01/28
60015	BNP Paribas Arbit Issu B.V.	HSI R Bear CBBC Jun 2010 G	0.250	21,700 per 11,000 units	21,200 per 11,000 units	2010/06/29	300,000,000	2010/01/28
60016	BNP Paribas Arbit Issu B.V.	HSI R Bear CBBC Jun 2010 H	0.250	21,500 per 10,000 units	21,000 per 10,000 units	2010/06/29	300,000,000	2010/01/28
60009	Credit Suisse AG	A50 China R Bear CBBC May 2010 E	0.250	14.900	14.300	2010/05/31	100,000,000	2010/01/28
69982	Credit Suisse AG	HSI R Bull CBBC May 2010 E	0.250	20,700 per 10,000 units	21,200 per 10,000 units	2010/05/28	200,000,000	2010/01/28
60007	Credit Suisse AG	HSI R Bear CBBC May 2010 K	0.250	21,400 per 15,000 units	20,900 per 15,000 units	2010/05/28	210,000,000	2010/01/28
60008	Credit Suisse AG	HSI R Bear CBBC Jun 2010 Y	0.250	21,700 per 10,000 units	21,200 per 10,000 units	2010/06/29	200,000,000	2010/01/28
60018	Deutsche Bank AG	HSI R Bull CBBC May 2010 R	0.250	19,400 per 12,000 units	19,900 per 12,000 units	2010/05/28	300,000,000	2010/01/28
60017	Deutsche Bank AG	HSI R Bull CBBC May 2010 Y	0.280	18,800 per 12,000 units	19,300 per 12,000 units	2010/05/28	300,000,000	2010/01/28
69985	Deutsche Bank AG	HSI R Bull CBBC Jun 2010 D	0.250	20,600 per 12,000 units	21,100 per 12,000 units	2010/06/29	300,000,000	2010/01/28
60019	Deutsche Bank AG	HSI R Bull CBBC Jun 2010 E	0.310	18,600 per 12,000 units	19,100 per 12,000 units	2010/06/29	300,000,000	2010/01/28
60020	Deutsche Bank AG	HSI R Bull CBBC Jul 2010 E	0.340	18,400 per 12,000 units	18,900 per 12,000 units	2010/07/29	300,000,000	2010/01/28
60010	Deutsche Bank AG	HSI R Bear CBBC May 2010 U	0.250	21,700 per 12,000 units	21,200 per 12,000 units	2010/05/28	300,000,000	2010/01/28
60021	Deutsche Bank AG	HSI R Bear CBBC Jun 2010 G	0.250	21,400 per 12,000 units	20,900 per 12,000 units	2010/06/29	300,000,000	2010/01/28
60011	Deutsche Bank AG	HSI R Bear CBBC Aug 2010 A	0.250	22,300 per 40,000 units	21,700 per 40,000 units	2010/08/30	300,000,000	2010/01/28
60022	Goldman Sachs SP (Asia)	HSI R Bear CBBC Jun 2010 F	0.250	21,500 per 12,000 units	21,000 per 12,000 units	2010/06/29	200,000,000	2010/01/28
60023	Goldman Sachs SP (Asia)	HSI R Bear CBBC Jun 2010 G	0.250	21,700 per 15,000 units	21,200 per 15,000 units	2010/06/29	200,000,000	2010/01/28
69983	HK Bank	A50 R Bull CBBC Aug 2010 A	0.250	11.980	12.380	2010/08/12	120,000,000	2010/01/28
69987	HK Bank	A50 R Bear CBBC Aug 2010 B	0.250	15.280	14.880	2010/08/12	120,000,000	2010/01/28
69984	HK Bank	HSI R Bear CBBC Jul 2010 J	0.250	22,300 per 10,000 units	21,800 per 10,000 units	2010/07/29	120,000,000	2010/01/28
69995	KBC Fin Products Int'l Ltd.	HSI R Bull CBBC Apr 2010 O	0.250	20,400 per 10,000 units	20,900 per 10,000 units	2010/04/29	208,000,000	2010/01/28
60006	KBC Fin Products Int'l Ltd.	HSI R Bear CBBC Apr 2010 U	0.250	21,500 per 12,000 units	21,000 per 12,000 units	2010/04/29	248,000,000	2010/01/28
60013	CC Rabobank B.A.	HSI R Bear CBBC Jun 2010 K	0.250	21,700 per 12,000 units	21,200 per 12,000 units	2010/06/29	200,000,000	2010/01/28
60012	CC Rabobank B.A.	HSI R Bear CBBC Jun 2010 Q	0.250	21,500 per 12,000 units	21,000 per 12,000 units	2010/06/29	200,000,000	2010/01/28
69986	UBS AG	BOCL R Bull CBBC Jul 2010 B	0.250	2.580	3.080	2010/07/05	100,000,000	2010/01/28
69991	UBS AG	BOCL R Bear CBBC Jul 2010 C	0.250	4.880	4.380	2010/07/05	100,000,000	2010/01/28
69999	UBS AG	BankComm R Bull CBBC Jun 2010 D	0.250	6.280	6.880	2010/06/14	100,000,000	2010/01/28
60001	UBS AG	China Mobile R Bull CBBC May 2010 M	0.250	70.88 per 100 units	74.88 per 100 units	2010/05/10	200,000,000	2010/01/28
69988	UBS AG	COVS R Bull CBBC Jun 2010 C	0.335	11.880	12.880	2010/06/28	100,000,000	2010/01/28
69992	UBS AG	COVS R Bear CBBC Jun 2010 D	0.375	18.880	17.880	2010/06/28	100,000,000	2010/01/28
60000	UBS AG	China Life R Bull CBBC May 2010 W	0.250	34.880	35.880	2010/05/17	200,000,000	2010/01/28
69989	UBS AG	Sinopec Corp R Bull CBBC Jun 2010 C	0.250	5.680	6.080	2010/06/21	100,000,000	2010/01/28
60002	UBS AG	HKEx R Bear CBBC May 2010 V	0.250	149.88 per 100 units	143.88 per 100 units	2010/05/17	200,000,000	2010/01/28
69998	UBS AG	HSCEI R Bear CBBC May 2010 I	0.250	13,300 per 12,000 units	12,800 per 12,000 units	2010/05/28	200,000,000	2010/01/28
69996	UBS AG	HSI R Bull CBBC Apr 2010 M	0.250	20,500 per 10,000 units	21,000 per 10,000 units	2010/04/29	300,000,000	2010/01/28
69994	UBS AG	HSI R Bull CBBC Apr 2010 U	0.250	20,700 per 12,000 units	21,200 per 12,000 units	2010/04/29	300,000,000	2010/01/28
69997	UBS AG	HSI R Bull CBBC Jun 2010 X	0.250	19,200 per 10,000 units	19,700 per 10,000 units	2010/06/29	300,000,000	2010/01/28
60004	UBS AG	HSI R Bear CBBC Apr 2010 J	0.250	21,700 per 12,000 units	21,200 per 12,000 units	2010/04/29	300,000,000	2010/01/28
60003	UBS AG	HSI R Bear CBBC Apr 2010 S	0.250	21,400 per 10,000 units	20,900 per 10,000 units	2010/04/29	300,000,000	2010/01/28
60005	UBS AG	HSI R Bear CBBC Jun 2010 J	0.250	21,500 per 10,000 units	21,000 per 10,000 units	2010/06/29	300,000,000	2010/01/28
69990	UBS AG	TCH R Bull CBBC Jun 2010 J	0.250	145.88 per 100 units	153.88 per 100 units	2010/06/14	100,000,000	2010/01/28
69993	UBS AG	TCH R Bear CBBC Jun 2010 K	0.250	171.88 per 100 units	163.88 per 100 units	2010/06/07	100,000,000	2010/01/28

## Newly listed callable bull/bear contracts (continued)

Code	Issuer	Name of issue	Issue prices (HK\$)	Strike price (HKD) / Strike level per 10 units	Call price (HKD) / Call level per 10 units	Expiry date	No. of issue (units)	Listing date
68956 <sup>†</sup>	HK Bank	Sinopec Corp R Bull CBBC Apr 2010 B	0.103	5.380	5.780	2010/04/23	200,000,000	2010/01/28
60109	RB of Scotland N.V.	A50 China R Bear CBBC Jun 2010 F	0.250	15.320	14.820	2010/06/18	80,000,000	2010/01/29
60115	RB of Scotland N.V.	HSCEI R Bear CBBC May 2010 H	0.250	13,300 per 10,000 units	12,800 per 10,000 units	2010/05/28	250,000,000	2010/01/29
60111	RB of Scotland N.V.	HSI R Bear CBBC May 2010 G	0.250	21,900 per 13,000 units	21,400 per 13,000 units	2010/05/28	250,000,000	2010/01/29
60112	RB of Scotland N.V.	HSI R Bear CBBC May 2010 H	0.250	22,100 per 13,000 units	21,600 per 13,000 units	2010/05/28	250,000,000	2010/01/29
60113	RB of Scotland N.V.	HSI R Bear CBBC May 2010 I	0.250	22,300 per 13,000 units	21,800 per 13,000 units	2010/05/28	250,000,000	2010/01/29
60114	RB of Scotland N.V.	HSI R Bear CBBC May 2010 J	0.250	22,500 per 10,000 units	22,000 per 10,000 units	2010/05/28	250,000,000	2010/01/29
60110	RB of Scotland N.V.	TCH R Bear CBBC Jun 2010 F	0.258	175.80 per 100 units	168.80 per 100 units	2010/06/18	80,000,000	2010/01/29
60033	BNP Paribas Arbit Issu B.V.	HSI R Bull CBBC May 2010 C	0.250	19,000 per 10,000 units	19,500 per 10,000 units	2010/05/28	300,000,000	2010/01/29
60034	BNP Paribas Arbit Issu B.V.	HSI R Bull CBBC May 2010 E	0.250	19,200 per 10,000 units	19,700 per 10,000 units	2010/05/28	300,000,000	2010/01/29
60084	Credit Suisse AG	China Life R Bull CBBC Jun 2010 C	0.530	29.800	31.000	2010/06/28	100,000,000	2010/01/29
60089	Credit Suisse AG	China Life R Bear CBBC Jun 2010 B	0.315	38.000	36.800	2010/06/28	100,000,000	2010/01/29
60090	Credit Suisse AG	HKEx R Bear CBBC Jun 2010 D	0.250	154 per 100 units	148 per 100 units	2010/06/28	100,000,000	2010/01/29
60077	Credit Suisse AG	HSI R Bull CBBC May 2010 H	0.250	20,200 per 15,000 units	20,700 per 15,000 units	2010/05/28	210,000,000	2010/01/29
60080	Credit Suisse AG	HSI R Bull CBBC Jun 2010 I	0.250	19,800 per 15,000 units	20,300 per 15,000 units	2010/06/29	210,000,000	2010/01/29
60079	Credit Suisse AG	HSI R Bull CBBC Jun 2010 J	0.250	19,000 per 15,000 units	19,500 per 15,000 units	2010/06/29	210,000,000	2010/01/29
60082	Credit Suisse AG	HSI R Bull CBBC Jun 2010 K	0.290	17,500 per 10,000 units	18,000 per 10,000 units	2010/06/29	200,000,000	2010/01/29
60078	Credit Suisse AG	HSI R Bull CBBC Jun 2010 Z	0.250	18,000 per 15,000 units	18,500 per 15,000 units	2010/06/29	210,000,000	2010/01/29
60081	Credit Suisse AG	HSI R Bull CBBC Jul 2010 F	0.250	17,800 per 15,000 units	18,300 per 15,000 units	2010/07/29	210,000,000	2010/01/29
60083	Credit Suisse AG	HSI R Bull CBBC Jul 2010 G	0.250	17,200 per 15,000 units	17,700 per 15,000 units	2010/07/29	210,000,000	2010/01/29
60086	Credit Suisse AG	HSI R Bear CBBC May 2010 F	0.250	21,000 per 15,000 units	20,500 per 15,000 units	2010/05/28	210,000,000	2010/01/29
60087	Credit Suisse AG	HSI R Bear CBBC Jun 2010 F	0.250	21,500 per 10,000 units	21,000 per 10,000 units	2010/06/29	200,000,000	2010/01/29
60088	Credit Suisse AG	HSI R Bear CBBC Jul 2010 H	0.250	22,400 per 38,000 units	21,800 per 38,000 units	2010/07/29	190,000,000	2010/01/29
60085	Credit Suisse AG	TCH R Bull CBBC Jun 2010 C	0.350	112 per 100 units	120 per 100 units	2010/06/28	100,000,000	2010/01/29
60091	Credit Suisse AG	TCH R Bear CBBC Jun 2010 D	0.250	166 per 100 units	158 per 100 units	2010/06/28	100,000,000	2010/01/29
60116	Deutsche Bank AG	China Life R Bear CBBC Jun 2010 H	0.300	37.680	36.680	2010/06/28	150,000,000	2010/01/29
60038	Deutsche Bank AG	HSI R Bull CBBC May 2010 D	0.250	20,300 per 12,000 units	20,800 per 12,000 units	2010/05/28	300,000,000	2010/01/29
60037	Deutsche Bank AG	HSI R Bull CBBC May 2010 F	0.260	20,100 per 12,000 units	20,600 per 12,000 units	2010/05/28	300,000,000	2010/01/29
60061	Deutsche Bank AG	HSI R Bull CBBC Jun 2010 N	0.250	18,100 per 12,000 units	18,600 per 12,000 units	2010/06/29	300,000,000	2010/01/29
60060	Deutsche Bank AG	HSI R Bull CBBC Jun 2010 O	0.280	17,600 per 12,000 units	18,100 per 12,000 units	2010/06/29	300,000,000	2010/01/29
60039	Deutsche Bank AG	HSI R Bull CBBC Jun 2010 P	0.270	19,900 per 12,000 units	20,400 per 12,000 units	2010/06/29	300,000,000	2010/01/29
60062	Deutsche Bank AG	HSI R Bull CBBC Jul 2010 F	0.350	16,900 per 12,000 units	17,400 per 12,000 units	2010/07/29	300,000,000	2010/01/29
60063	Deutsche Bank AG	HSI R Bull CBBC Jul 2010 G	0.260	17,900 per 12,000 units	18,400 per 12,000 units	2010/07/29	300,000,000	2010/01/29
60064	Deutsche Bank AG	HSI R Bull CBBC Aug 2010 B	0.400	16,300 per 12,000 units	16,800 per 12,000 units	2010/08/30	300,000,000	2010/01/29
60065	Deutsche Bank AG	HSI R Bear CBBC Jun 2010 M	0.250	20,900 per 12,000 units	20,400 per 12,000 units	2010/06/29	300,000,000	2010/01/29
60066	Deutsche Bank AG	HSI R Bear CBBC Jun 2010 Q	0.260	21,100 per 12,000 units	20,600 per 12,000 units	2010/06/29	300,000,000	2010/01/29
60067	Deutsche Bank AG	HSI R Bear CBBC Jul 2010 H	0.290	21,300 per 12,000 units	20,800 per 12,000 units	2010/07/29	300,000,000	2010/01/29
60118	Goldman Sachs SP (Asia)	HSI R Bull CBBC Jun 2010 H	0.250	19,900 per 15,000 units	20,400 per 15,000 units	2010/06/29	200,000,000	2010/01/29
60119	Goldman Sachs SP (Asia)	HSI R Bull CBBC Jun 2010 I	0.250	20,100 per 12,000 units	20,600 per 12,000 units	2010/06/29	200,000,000	2010/01/29
60046	KBC Fin Products Int'l Ltd.	HSI R Bull CBBC Apr 2010 T	0.250	18,100 per 15,000 units	18,600 per 15,000 units	2010/04/29	308,000,000	2010/01/29
60047	KBC Fin Products Int'l Ltd.	HSI R Bull CBBC Apr 2010 V	0.250	18,500 per 12,000 units	19,000 per 12,000 units	2010/04/29	248,000,000	2010/01/29
60048	KBC Fin Products Int'l Ltd.	HSI R Bull CBBC Apr 2010 W	0.250	18,600 per 10,000 units	19,100 per 10,000 units	2010/04/29	208,000,000	2010/01/29
60050	KBC Fin Products Int'l Ltd.	HSI R Bull CBBC Apr 2010 Y	0.250	19,900 per 10,000 units	20,400 per 10,000 units	2010/04/29	208,000,000	2010/01/29

## Newly listed callable bull/bear contracts (continued)

Code	Issuer	Name of issue	Issue prices (HK\$)	Strike price (HKD) / Strike level per 10 units	Call price (HKD) / Call level per 10 units	Expiry date	No. of issue (units)	Listing date
60049	KBC Fin Products Int'l Ltd.	HSI R Bull CBBC Apr 2010 Z	0.250	19,500 per 10,000 units	20,000 per 10,000 units	2010/04/29	208,000,000	2010/01/29
60051	KBC Fin Products Int'l Ltd.	HSI R Bull CBBC May 2010 H	0.250	18,400 per 12,000 units	18,900 per 12,000 units	2010/05/28	248,000,000	2010/01/29
60052	KBC Fin Products Int'l Ltd.	HSI R Bear CBBC May 2010 I	0.250	22,700 per 15,000 units	22,200 per 15,000 units	2010/05/28	308,000,000	2010/01/29
60035	Macquarie Bank Ltd.	HSI R Bull CBBC May 2010 B	0.250	19,000 per 12,000 units	19,600 per 12,000 units	2010/05/28	300,000,000	2010/01/29
60036	Macquarie Bank Ltd.	HSI R Bear CBBC Apr 2010 D	0.250	22,500 per 12,000 units	22,000 per 12,000 units	2010/04/29	300,000,000	2010/01/29
60108	Macquarie Bank Ltd.	HSI R Bear CBBC Apr 2010 E	0.250	21,800 per 11,000 units	21,200 per 11,000 units	2010/04/29	300,000,000	2010/01/29
60117	CC Rabobank B.A.	HSI R Bear CBBC Jun 2010 J	0.250	21,300 per 12,000 units	20,800 per 12,000 units	2010/06/29	200,000,000	2010/01/29
60024	SGA Societe Generale Acceptance N.V.	HSI R Bull CBBC Jul10N	0.250	19,100 per 12,000 units	19,600 per 12,000 units	2010/07/29	300,000,000	2010/01/29
60025	SGA Societe Generale Acceptance N.V.	HSI R Bull CBBC Jul10O	0.250	19,200 per 15,000 units	19,700 per 15,000 units	2010/07/29	300,000,000	2010/01/29
60026	SGA Societe Generale Acceptance N.V.	HSI R Bull CBBC Jul10P	0.250	19,300 per 10,000 units	19,800 per 10,000 units	2010/07/29	300,000,000	2010/01/29
60027	SGA Societe Generale Acceptance N.V.	HSI R Bull CBBC Jul10Q	0.250	19,400 per 12,000 units	19,900 per 12,000 units	2010/07/29	300,000,000	2010/01/29
60068	SGA Societe Generale Acceptance N.V.	HSI R Bull CBBC Jul10R	0.305	18,100 per 10,000 units	18,600 per 10,000 units	2010/07/29	300,000,000	2010/01/29
60069	SGA Societe Generale Acceptance N.V.	HSI R Bull CBBC Jul10S	0.250	18,200 per 15,000 units	18,700 per 15,000 units	2010/07/29	300,000,000	2010/01/29
60070	SGA Societe Generale Acceptance N.V.	HSI R Bull CBBC Jul10T	0.250	18,300 per 12,000 units	18,800 per 12,000 units	2010/07/29	300,000,000	2010/01/29
60071	SGA Societe Generale Acceptance N.V.	HSI R Bull CBBC Jul10U	0.270	18,400 per 10,000 units	18,900 per 10,000 units	2010/07/29	300,000,000	2010/01/29
60032	SGA Societe Generale Acceptance N.V.	HSI R Bear CBBC Jun10D	0.250	21,800 per 15,000 units	21,300 per 15,000 units	2010/06/29	300,000,000	2010/01/29
60028	SGA Societe Generale Acceptance N.V.	HSI R Bear CBBC Jun10E	0.250	21,400 per 10,000 units	20,900 per 10,000 units	2010/06/29	300,000,000	2010/01/29
60031	SGA Societe Generale Acceptance N.V.	HSI R Bear CBBC Jun10F	0.250	21,700 per 10,000 units	21,200 per 10,000 units	2010/06/29	300,000,000	2010/01/29
60030	SGA Societe Generale Acceptance N.V.	HSI R Bear CBBC Jun10G	0.250	21,600 per 12,000 units	21,100 per 12,000 units	2010/06/29	300,000,000	2010/01/29
60029	SGA Societe Generale Acceptance N.V.	HSI R Bear CBBC Jun10Z	0.250	21,500 per 15,000 units	21,000 per 15,000 units	2010/06/29	300,000,000	2010/01/29
60072	SGA Societe Generale Acceptance N.V.	HSI R Bear CBBC Jul10V	0.250	20,900 per 15,000 units	20,400 per 15,000 units	2010/07/29	300,000,000	2010/01/29
60073	SGA Societe Generale Acceptance N.V.	HSI R Bear CBBC Jul10W	0.250	21,000 per 12,000 units	20,500 per 12,000 units	2010/07/29	300,000,000	2010/01/29
60074	SGA Societe Generale Acceptance N.V.	HSI R Bear CBBC Jul10X	0.250	21,100 per 10,000 units	20,600 per 10,000 units	2010/07/29	300,000,000	2010/01/29
60075	SGA Societe Generale Acceptance N.V.	HSI R Bear CBBC Jul10Y	0.250	21,200 per 15,000 units	20,700 per 15,000 units	2010/07/29	300,000,000	2010/01/29
60076	SGA Societe Generale Acceptance N.V.	HSI R Bear CBBC Jul10Z	0.250	21,300 per 12,000 units	20,800 per 12,000 units	2010/07/29	300,000,000	2010/01/29
60103	UBS AG	China Mobile R Bear CBBC May 2010 N	0.250	78.88 per 100 units	74.88 per 100 units	2010/05/10	200,000,000	2010/01/29
60054	UBS AG	China Life R Bull CBBC May 2010 X	0.250	33.880	34.880	2010/05/17	200,000,000	2010/01/29
60102	UBS AG	China Life R Bear CBBC May 2010 Y	0.250	36.880	35.880	2010/05/17	200,000,000	2010/01/29
60055	UBS AG	Sinopec Corp R Bull CBBC Jun 2010 D	0.250	5.980	6.380	2010/06/21	100,000,000	2010/01/29
60099	UBS AG	China Shenhua R Bull CBBC May 2010 F	0.250	27.88 per 100 units	29.88 per 100 units	2010/05/31	100,000,000	2010/01/29
60053	UBS AG	A50 China R Bull CBBC May 2010 G	0.250	12.880	13.380	2010/05/17	200,000,000	2010/01/29
60107	UBS AG	A50 China R Bull CBBC Jun 2010 B	0.250	11.380	11.880	2010/06/28	200,000,000	2010/01/29
60056	UBS AG	HKEx R Bull CBBC May 2010 W	0.250	132.88 per 100 units	138.88 per 100 units	2010/05/17	200,000,000	2010/01/29
60104	UBS AG	HKEx R Bear CBBC May 2010 X	0.250	144.88 per 100 units	138.88 per 100 units	2010/05/17	200,000,000	2010/01/29
60058	UBS AG	HSI R Bull CBBC Apr 2010 D	0.250	20,000 per 10,000 units	20,500 per 10,000 units	2010/04/29	300,000,000	2010/01/29
60059	UBS AG	HSI R Bull CBBC Apr 2010 I	0.250	20,300 per 12,000 units	20,800 per 12,000 units	2010/04/29	300,000,000	2010/01/29
60040	UBS AG	HSI R Bull CBBC Jul 2010 U	0.250	18,500 per 10,000 units	19,000 per 10,000 units	2010/07/29	300,000,000	2010/01/29
60041	UBS AG	HSI R Bull CBBC Jul 2010 V	0.250	18,700 per 12,000 units	19,200 per 12,000 units	2010/07/29	300,000,000	2010/01/29
60042	UBS AG	HSI R Bull CBBC Jul 2010 W	0.250	18,800 per 10,000 units	19,300 per 10,000 units	2010/07/29	300,000,000	2010/01/29
60043	UBS AG	HSI R Bull CBBC Jul 2010 X	0.250	19,300 per 12,000 units	19,800 per 12,000 units	2010/07/29	300,000,000	2010/01/29
60044	UBS AG	HSI R Bull CBBC Aug 2010 L	0.250	18,600 per 10,000 units	19,100 per 10,000 units	2010/08/30	300,000,000	2010/01/29
60045	UBS AG	HSI R Bull CBBC Aug 2010 M	0.250	19,100 per 12,000 units	19,600 per 12,000 units	2010/08/30	300,000,000	2010/01/29
60092	UBS AG	HSI R Bull CBBC Aug 2010 N	0.250	18,500 per 15,000 units	19,000 per 15,000 units	2010/08/30	300,000,000	2010/01/29

## Newly listed callable bull/bear contracts (continued)

Code	Issuer	Name of issue	Issue prices (HK\$)	Strike price (HKD) / Strike level per 10 units	Call price (HKD) / Call level per 10 units	Expiry date	No. of issue (units)	Listing date
60093	UBS AG	HSI R Bull CBBC Aug 2010 O	0.250	19,000 per 15,000 units	19,500 per 15,000 units	2010/08/30	300,000,000	2010/01/29
60094	UBS AG	HSI R Bear CBBC Apr 2010 Y	0.250	20,900 per 12,000 units	20,400 per 12,000 units	2010/04/29	300,000,000	2010/01/29
60095	UBS AG	HSI R Bear CBBC Apr 2010 Z	0.250	21,000 per 10,000 units	20,500 per 10,000 units	2010/04/29	300,000,000	2010/01/29
60096	UBS AG	HSI R Bear CBBC May 2010 R	0.250	21,300 per 12,000 units	20,800 per 12,000 units	2010/05/28	300,000,000	2010/01/29
60097	UBS AG	HSI R Bear CBBC Jul 2010 Y	0.250	21,500 per 15,000 units	21,000 per 15,000 units	2010/07/29	300,000,000	2010/01/29
60098	UBS AG	HSI R Bear CBBC Aug 2010 P	0.250	21,800 per 38,000 units	21,300 per 38,000 units	2010/08/30	400,000,000	2010/01/29
60100	UBS AG	ICBC R Bull CBBC Jun 2010 E	0.250	4.480	4.880	2010/06/21	100,000,000	2010/01/29
60101	UBS AG	Ping An R Bull CBBC Jun 2010 E	0.250	47.88 per 100 units	53.88 per 100 units	2010/06/14	100,000,000	2010/01/29
60057	UBS AG	TCH R Bull CBBC Jun 2010 L	0.250	140.88 per 100 units	148.88 per 100 units	2010/06/14	100,000,000	2010/01/29
60105	UBS AG	TCH R Bear CBBC Jun 2010 M	0.250	161.88 per 100 units	153.88 per 100 units	2010/06/14	100,000,000	2010/01/29
60106	UBS AG	TCH R Bear CBBC Jun 2010 N	0.250	166.88 per 100 units	158.88 per 100 units	2010/06/14	100,000,000	2010/01/29
60144	RB of Scotland N.V.	Sinopec Corp R Bull CBBC May 2010 A	0.250	5.080	5.580	2010/05/18	80,000,000	2010/02/01
60177	BNP Paribas Arbit Issu B.V.	HSI R Bull CBBC May 2010 F	0.250	19,400 per 10,000 units	19,900 per 10,000 units	2010/05/28	300,000,000	2010/02/01
60181	BNP Paribas Arbit Issu B.V.	HSI R Bear CBBC May 2010 I	0.250	21,300 per 12,000 units	20,700 per 12,000 units	2010/05/28	300,000,000	2010/02/01
60182	BNP Paribas Arbit Issu B.V.	HSI R Bear CBBC May 2010 K	0.250	22,200 per 11,000 units	21,700 per 11,000 units	2010/05/28	300,000,000	2010/02/01
60139	Credit Suisse AG	China Life R Bull CBBC Jul 2010 A	1.100	25.800	27.000	2010/07/26	100,000,000	2010/02/01
60141	Credit Suisse AG	A50 China R Bull CBBC Jul 2010 A	0.340	10.400	11.000	2010/07/26	100,000,000	2010/02/01
60138	Credit Suisse AG	HKEx R Bull CBBC Jul 2010 A	0.250	114 per 100 units	120 per 100 units	2010/07/26	100,000,000	2010/02/01
60140	Credit Suisse AG	HSBC R Bull CBBC Jul 2010 A	0.250	65 per 100 units	70 per 100 units	2010/07/26	100,000,000	2010/02/01
60142	Credit Suisse AG	HSI R Bull CBBC Jun 2010 P	0.250	20,000 per 15,000 units	20,500 per 15,000 units	2010/06/29	210,000,000	2010/02/01
60143	Credit Suisse AG	HSI R Bull CBBC Jul 2010 I	0.270	16,800 per 15,000 units	17,300 per 15,000 units	2010/07/29	210,000,000	2010/02/01
60147	Credit Suisse AG	HSI R Bear CBBC Jun 2010 O	0.250	21,200 per 15,000 units	20,700 per 15,000 units	2010/06/29	210,000,000	2010/02/01
60165	Deutsche Bank AG	HKEx R Bear CBBC Jul 2010 D	0.250	146.18 per 100 units	140.18 per 100 units	2010/07/19	150,000,000	2010/02/01
60176	Deutsche Bank AG	HSBC R Bear CBBC Jul 2010 B	0.250	95.88 per 100 units	90.88 per 100 units	2010/07/12	150,000,000	2010/02/01
60145	Deutsche Bank AG	HSI R Bull CBBC May 2010 O	0.250	19,800 per 12,000 units	20,300 per 12,000 units	2010/05/28	300,000,000	2010/02/01
60146	Deutsche Bank AG	HSI R Bull CBBC Jun 2010 K	0.310	19,100 per 12,000 units	19,600 per 12,000 units	2010/06/29	300,000,000	2010/02/01
60137	Deutsche Bank AG	HSI R Bull CBBC Jul 2010 I	0.250	20,100 per 15,000 units	20,700 per 15,000 units	2010/07/29	300,000,000	2010/02/01
60150	Deutsche Bank AG	HSI R Bear CBBC May 2010 M	0.290	21,500 per 12,000 units	21,000 per 12,000 units	2010/05/28	300,000,000	2010/02/01
60149	Deutsche Bank AG	HSI R Bear CBBC May 2010 N	0.260	21,300 per 15,000 units	20,700 per 15,000 units	2010/05/28	300,000,000	2010/02/01
60164	Goldman Sachs SP (Asia)	HSI R Bear CBBC Jul 2010 A	0.250	21,300 per 15,000 units	20,800 per 15,000 units	2010/07/29	200,000,000	2010/02/01
60127	HK Bank	China Life R Bull CBBC Jun 2010 B	0.250	30.58 per 100 units	31.28 per 100 units	2010/06/25	150,000,000	2010/02/01
60133	HK Bank	China Life R Bear CBBC Jun 2010 C	0.250	41.68 per 100 units	40.88 per 100 units	2010/06/25	150,000,000	2010/02/01
60124	HK Bank	Sinopec Corp R Bull CBBC May 2010 A	0.250	4.880	5.280	2010/05/28	200,000,000	2010/02/01
60125	HK Bank	Sinopec Corp R Bull CBBC Sep 2010 A	0.250	4.580	4.880	2010/09/17	200,000,000	2010/02/01
60126	HK Bank	Sinopec Corp R Bull CBBC Sep 2010 B	0.250	5.280	5.580	2010/09/17	80,000,000	2010/02/01
60128	HK Bank	A50 R Bull CBBC Sep 2010 A	0.250	11.500	11.880	2010/09/17	200,000,000	2010/02/01
60129	HK Bank	HSI R Bull CBBC Sep 2010 B	0.250	15,800 per 20,000 units	16,300 per 20,000 units	2010/09/29	160,000,000	2010/02/01
60130	HK Bank	HSI R Bull CBBC Sep 2010 C	0.280	16,300 per 16,000 units	16,800 per 16,000 units	2010/09/29	160,000,000	2010/02/01
60131	HK Bank	HSI R Bull CBBC Sep 2010 D	0.250	18,000 per 12,000 units	18,500 per 12,000 units	2010/09/29	160,000,000	2010/02/01
60132	HK Bank	HSI R Bear CBBC May 2010 L	0.250	21,800 per 15,000 units	21,300 per 15,000 units	2010/05/28	160,000,000	2010/02/01
60166	KBC Fin Products Int'l Ltd.	Ch Mobile R Bull CBBC May 10C	0.250	66.48 per 100 units	70.48 per 100 units	2010/05/03	198,000,000	2010/02/01
60171	KBC Fin Products Int'l Ltd.	Ch Mobile R Bear CBBC Jun 10A	0.250	91.88 per 100 units	87.88 per 100 units	2010/06/01	198,000,000	2010/02/01
60167	KBC Fin Products Int'l Ltd.	CP&CC R Bull CBBC May 10B	0.250	4.980	5.680	2010/05/10	308,000,000	2010/02/01

## Newly listed callable bull/bear contracts (continued)

Code	Issuer	Name of issue	Issue prices (HK\$)	Strike price (HKD) / Strike level per 10 units	Call price (HKD) / Call level per 10 units	Expiry date	No. of issue (units)	Listing date
60174	KBC Fin Products Int'l Ltd.	A50 China R Bear CBBC May 10B	0.250	14.780	14.280	2010/05/18	188,000,000	2010/02/01
60175	KBC Fin Products Int'l Ltd.	A50 China R Bear CBBC Jun 10A	0.250	15.380	14.880	2010/06/01	188,000,000	2010/02/01
60172	KBC Fin Products Int'l Ltd.	HSBC R Bear CBBC Jun 2010 A	0.250	97.88 per 100 units	92.88 per 100 units	2010/06/01	188,000,000	2010/02/01
60168	KBC Fin Products Int'l Ltd.	Jiangxi C R Bull CBBC Jun 10A	0.310	14.080	15.280	2010/06/15	100,000,000	2010/02/01
60169	KBC Fin Products Int'l Ltd.	Jiangxi C R Bull CBBC Jun 10B	0.250	14.800	16.000	2010/06/01	100,000,000	2010/02/01
60170	KBC Fin Products Int'l Ltd.	SHK Ppt R Bull CBBC May 10A	0.250	92 per 100 units	100 per 100 units	2010/05/03	188,000,000	2010/02/01
60173	KBC Fin Products Int'l Ltd.	SHK Ppt R Bear CBBC May 2010 B	0.250	128.88 per 100 units	120.88 per 100 units	2010/05/18	188,000,000	2010/02/01
60159	CC Rabobank B.A.	HSI R Bull CBBC Jul 2010 K	0.250	19,200 per 12,000 units	19,700 per 12,000 units	2010/07/29	200,000,000	2010/02/01
60160	CC Rabobank B.A.	HSI R Bull CBBC Jul 2010 L	0.250	19,400 per 12,000 units	19,900 per 12,000 units	2010/07/29	200,000,000	2010/02/01
60161	CC Rabobank B.A.	HSI R Bull CBBC Jul 2010 M	0.250	19,600 per 12,000 units	20,100 per 12,000 units	2010/07/29	200,000,000	2010/02/01
60162	CC Rabobank B.A.	HSI R Bull CBBC Jul 2010 N	0.250	19,800 per 12,000 units	20,300 per 12,000 units	2010/07/29	200,000,000	2010/02/01
60163	CC Rabobank B.A.	HSI R Bull CBBC Jul 2010 O	0.250	20,000 per 12,000 units	20,500 per 12,000 units	2010/07/29	200,000,000	2010/02/01
60120	SGA Societe Generale Acceptance N.V.	HSI R Bull CBBC Aug10A	0.250	19,900 per 10,000 units	20,400 per 10,000 units	2010/08/30	300,000,000	2010/02/01
60121	SGA Societe Generale Acceptance N.V.	HSI R Bull CBBC Aug10B	0.250	20,000 per 12,000 units	20,500 per 12,000 units	2010/08/30	300,000,000	2010/02/01
60122	SGA Societe Generale Acceptance N.V.	HSI R Bull CBBC Aug10C	0.250	20,100 per 15,000 units	20,600 per 15,000 units	2010/08/30	300,000,000	2010/02/01
60123	SGA Societe Generale Acceptance N.V.	HSI R Bull CBBC Aug10D	0.250	20,200 per 10,000 units	20,700 per 10,000 units	2010/08/30	300,000,000	2010/02/01
60148	UBS AG	CC Bank R Bull CBBC Jul 2010 A	0.250	4.880	5.280	2010/07/12	100,000,000	2010/02/01
60151	UBS AG	China Life R Bull CBBC Jun 2010 C	0.440	30.880	31.880	2010/06/14	200,000,000	2010/02/01
60152	UBS AG	China Life R Bull CBBC Jul 2010 A	0.540	29.880	30.880	2010/07/12	200,000,000	2010/02/01
60153	UBS AG	CM Bank R Bull CBBC Jun 2010 E	0.330	14.880	16.880	2010/06/21	100,000,000	2010/02/01
60155	UBS AG	A50 China R Bear CBBC May 2010 H	0.250	14.380	13.880	2010/05/17	200,000,000	2010/02/01
60136	UBS AG	HSBC R Bull CBBC Jun 2010 H	0.250	78.88 per 100 units	83.88 per 100 units	2010/06/07	200,000,000	2010/02/01
60134	UBS AG	HSI R Bull CBBC Jun 2010 V	0.250	20,200 per 10,000 units	20,700 per 10,000 units	2010/06/29	300,000,000	2010/02/01
60135	UBS AG	HSI R Bull CBBC Jul 2010 Z	0.250	20,000 per 15,000 units	20,500 per 15,000 units	2010/07/29	300,000,000	2010/02/01
60156	UBS AG	HSI R Bear CBBC Jun 2010 L	0.250	21,100 per 12,000 units	20,600 per 12,000 units	2010/06/29	300,000,000	2010/02/01
60157	UBS AG	HSI R Bear CBBC Jul 2010 E	0.250	21,600 per 10,000 units	21,100 per 10,000 units	2010/07/29	300,000,000	2010/02/01
60158	UBS AG	HSI R Bear CBBC Aug 2010 Q	0.250	21,300 per 38,000 units	20,800 per 38,000 units	2010/08/30	400,000,000	2010/02/01
60154	UBS AG	ICBC R Bull CBBC Jun 2010 F	0.250	3.980	4.380	2010/06/21	100,000,000	2010/02/01
60179	RB of Scotland N.V.	COVS R Bull CBBC May 2010 A	0.270	11.480	12.680	2010/05/19	80,000,000	2010/02/02
60191	RB of Scotland N.V.	COVS R Bull CBBC May 2010 B	0.250	12.080	13.280	2010/05/19	80,000,000	2010/02/02
60195	RB of Scotland N.V.	COVS R Bear CBBC May 2010 C	0.250	16.480	15.280	2010/05/19	80,000,000	2010/02/02
60196	RB of Scotland N.V.	COVS R Bear CBBC May 2010 D	0.318	17.280	16.080	2010/05/19	80,000,000	2010/02/02
60205	RB of Scotland N.V.	Ch Life R Bull CBBC May 2010 I	0.250	28.88 per 100 units	30.28 per 100 units	2010/05/26	80,000,000	2010/02/02
60209	RB of Scotland N.V.	Ch Life R Bear CBBC May 2010 J	0.250	39.68 per 100 units	38.28 per 100 units	2010/05/26	80,000,000	2010/02/02
60204	RB of Scotland N.V.	A50 China R Bull CBBC May 2010 A	0.250	11.320	11.820	2010/05/20	80,000,000	2010/02/02
60193	RB of Scotland N.V.	HKEs R Bear CBBC May 2010 H	0.250	151.80 per 100 units	145.80 per 100 units	2010/05/26	80,000,000	2010/02/02
60194	RB of Scotland N.V.	HKEs R Bear CBBC May 2010 I	0.250	156.80 per 100 units	150.80 per 100 units	2010/05/26	80,000,000	2010/02/02
60208	RB of Scotland N.V.	HSCEI R Bear CBBC May 2010 I	0.250	12,900 per 10,000 units	12,400 per 10,000 units	2010/05/28	250,000,000	2010/02/02
60206	RB of Scotland N.V.	HSI R Bear CBBC May 2010 K	0.250	21,500 per 13,000 units	21,000 per 13,000 units	2010/05/28	250,000,000	2010/02/02
60207	RB of Scotland N.V.	HSI R Bear CBBC May 2010 L	0.250	21,700 per 10,000 units	21,200 per 10,000 units	2010/05/28	250,000,000	2010/02/02
60192	RB of Scotland N.V.	TCH R Bull CBBC May 2010 A	0.250	123.80 per 100 units	130.80 per 100 units	2010/05/14	80,000,000	2010/02/02
60197	RB of Scotland N.V.	TCH R Bear CBBC May 2010 B	0.250	165.80 per 100 units	158.80 per 100 units	2010/05/14	80,000,000	2010/02/02
60178	BOCI Asia Ltd.	HSI R Bull CBBC May 2010 A	0.250	19,000 per 11,000 units	19,500 per 11,000 units	2010/05/28	100,000,000	2010/02/02

## Newly listed callable bull/bear contracts (continued)

Code	Issuer	Name of issue	Issue prices (HK\$)	Strike price (HKD) / Strike level per 10 units	Call price (HKD) / Call level per 10 units	Expiry date	No. of issue (units)	Listing date
60183	BOCI Asia Ltd.	HSI R Bear CBBC May 2010 B	0.250	22,000 per 10,000 units	21,500 per 10,000 units	2010/05/28	100,000,000	2010/02/02
60203	BNP Paribas Arbit Issu B.V.	HSI R Bull CBBC May 2010 J	0.250	18,800 per 12,000 units	19,300 per 12,000 units	2010/05/28	300,000,000	2010/02/02
60201	BNP Paribas Arbit Issu B.V.	HSI R Bear CBBC Jun 2010 I	0.250	20,800 per 13,000 units	20,300 per 13,000 units	2010/06/29	300,000,000	2010/02/02
60202	BNP Paribas Arbit Issu B.V.	HSI R Bear CBBC Jun 2010 J	0.250	21,000 per 10,000 units	20,500 per 10,000 units	2010/06/29	300,000,000	2010/02/02
60198	Credit Suisse AG	HKEx R Bear CBBC Jun 2010 E	0.250	149 per 100 units	143 per 100 units	2010/06/28	100,000,000	2010/02/02
60199	Credit Suisse AG	HSI R Bear CBBC Jun 2010 Q	0.250	20,800 per 15,000 units	20,300 per 15,000 units	2010/06/29	210,000,000	2010/02/02
60210	Deutsche Bank AG	China Life R Bull CBBC Jul 2010 A	0.460	30.180	31.180	2010/07/19	150,000,000	2010/02/02
60211	Deutsche Bank AG	Sinopec Corp R Bull CBBC Jul 2010 A	0.250	4.680	5.180	2010/07/12	150,000,000	2010/02/02
60212	Deutsche Bank AG	HKEx R Bull CBBC Jul 2010 E	0.330	104.18 per 100 units	110.18 per 100 units	2010/07/26	150,000,000	2010/02/02
60213	Deutsche Bank AG	HSBC R Bull CBBC Jul 2010 C	0.250	64.88 per 100 units	70.88 per 100 units	2010/07/26	150,000,000	2010/02/02
60180	Deutsche Bank AG	HSI R Bull CBBC May 2010 A	0.250	19,700 per 12,000 units	20,200 per 12,000 units	2010/05/28	300,000,000	2010/02/02
60186	Deutsche Bank AG	HSI R Bull CBBC Jun 2010 S	0.290	18,200 per 15,000 units	18,800 per 15,000 units	2010/06/29	300,000,000	2010/02/02
60187	Deutsche Bank AG	HSI R Bull CBBC Jul 2010 J	0.250	18,800 per 15,000 units	19,400 per 15,000 units	2010/07/29	300,000,000	2010/02/02
60188	Deutsche Bank AG	HSI R Bull CBBC Aug 2010 C	0.340	17,300 per 12,000 units	17,800 per 12,000 units	2010/08/30	300,000,000	2010/02/02
60215	Deutsche Bank AG	HSI R Bear CBBC Jun 2010 J	0.250	20,600 per 12,000 units	20,118 per 12,000 units	2010/06/29	300,000,000	2010/02/02
60189	Deutsche Bank AG	HSI R Bear CBBC Jul 2010 K	0.250	20,800 per 12,000 units	20,300 per 12,000 units	2010/07/29	300,000,000	2010/02/02
60190	Deutsche Bank AG	HSI R Bear CBBC Aug 2010 D	0.250	21,300 per 40,000 units	20,700 per 40,000 units	2010/08/30	300,000,000	2010/02/02
60214	Deutsche Bank AG	ICBC R Bull CBBC Jul 2010 B	0.250	3.680	4.180	2010/07/26	150,000,000	2010/02/02
60216	Goldman Sachs SP (Asia)	HSI R Bear CBBC Jul 2010 B	0.250	20,700 per 12,000 units	20,200 per 12,000 units	2010/07/29	200,000,000	2010/02/02
60217	Goldman Sachs SP (Asia)	HSI R Bear CBBC Jul 2010 C	0.250	20,900 per 15,000 units	20,400 per 15,000 units	2010/07/29	200,000,000	2010/02/02
60218	Goldman Sachs SP (Asia)	HSI R Bear CBBC Jul 2010 D	0.250	21,100 per 12,000 units	20,600 per 12,000 units	2010/07/29	200,000,000	2010/02/02
60200	KBC Fin Products Int'l Ltd.	Ch Mobile R Bear CBBC Jun 10B	0.250	95.88 per 100 units	91.88 per 100 units	2010/06/10	188,000,000	2010/02/02
60255	KBC Fin Products Int'l Ltd.	HSI R Bull CBBC May 2010 J	0.250	17,000 per 20,000 units	17,500 per 20,000 units	2010/05/28	300,000,000	2010/02/02
60256	KBC Fin Products Int'l Ltd.	HSI R Bull CBBC May 2010 K	0.280	17,400 per 10,000 units	17,900 per 10,000 units	2010/05/28	208,000,000	2010/02/02
60257	KBC Fin Products Int'l Ltd.	HSI R Bull CBBC May 2010 L	0.250	17,700 per 12,000 units	18,200 per 12,000 units	2010/05/28	248,000,000	2010/02/02
60258	KBC Fin Products Int'l Ltd.	HSI R Bull CBBC May 2010 M	0.250	17,900 per 10,000 units	18,400 per 10,000 units	2010/05/28	208,000,000	2010/02/02
60259	KBC Fin Products Int'l Ltd.	HSI R Bull CBBC Jun 2010 G	0.250	17,500 per 25,000 units	18,000 per 25,000 units	2010/06/29	300,000,000	2010/02/02
60260	KBC Fin Products Int'l Ltd.	HSI R Bear CBBC May 2010 N	0.250	20,700 per 10,000 units	20,200 per 10,000 units	2010/05/28	208,000,000	2010/02/02
60261	KBC Fin Products Int'l Ltd.	HSI R Bear CBBC May 2010 O	0.250	21,000 per 12,000 units	20,500 per 12,000 units	2010/05/28	248,000,000	2010/02/02
60262	KBC Fin Products Int'l Ltd.	HSI R Bear CBBC May 2010 P	0.250	21,700 per 10,000 units	21,200 per 10,000 units	2010/05/28	208,000,000	2010/02/02
60263	KBC Fin Products Int'l Ltd.	HSI R Bear CBBC May 2010 Q	0.250	22,100 per 10,000 units	21,600 per 10,000 units	2010/05/28	208,000,000	2010/02/02
60264	KBC Fin Products Int'l Ltd.	HSI R Bear CBBC Jun 2010 H	0.250	21,300 per 15,000 units	20,800 per 15,000 units	2010/06/29	308,000,000	2010/02/02
60219	CC Rabobank B.A.	HSI R Bull CBBC Jul 2010 P	0.250	18,500 per 12,000 units	19,000 per 12,000 units	2010/07/29	200,000,000	2010/02/02
60220	CC Rabobank B.A.	HSI R Bull CBBC Jul 2010 Q	0.250	18,900 per 12,000 units	19,400 per 12,000 units	2010/07/29	200,000,000	2010/02/02
60221	CC Rabobank B.A.	HSI R Bear CBBC Jul 2010 R	0.250	20,700 per 12,000 units	20,200 per 12,000 units	2010/07/29	200,000,000	2010/02/02
60222	CC Rabobank B.A.	HSI R Bear CBBC Jul 2010 S	0.250	20,900 per 12,000 units	20,400 per 12,000 units	2010/07/29	200,000,000	2010/02/02
60223	CC Rabobank B.A.	HSI R Bear CBBC Jul 2010 T	0.250	21,100 per 12,000 units	20,600 per 12,000 units	2010/07/29	200,000,000	2010/02/02
60241	UBS AG	BankComm R Bull CBBC Jun 2010 E	0.265	5.280	5.880	2010/06/14	100,000,000	2010/02/02
60243	UBS AG	China Life R Bull CBBC May 2010 B	0.250	32.880	33.880	2010/05/17	200,000,000	2010/02/02
60242	UBS AG	China Life R Bull CBBC May 2010 Z	0.540	28.880	29.880	2010/05/24	200,000,000	2010/02/02
60250	UBS AG	China Life R Bear CBBC May 2010 C	0.250	34.880	33.880	2010/05/17	200,000,000	2010/02/02
60251	UBS AG	China Life R Bear CBBC May 2010 G	0.250	35.880	34.880	2010/05/17	200,000,000	2010/02/02
60246	UBS AG	CNOOC R Bull CBBC Jun 2010 F	0.250	9.580	10.380	2010/06/14	100,000,000	2010/02/02

## Newly listed callable bull/bear contracts (continued)

Code	Issuer	Name of issue	Issue prices (HK\$)	Strike price (HKD) / Strike level per 10 units	Call price (HKD) / Call level per 10 units	Expiry date	No. of issue (units)	Listing date
60244	UBS AG	Sinopec Corp R Bull CBBC Jun 2010 E	0.250	4.680	5.080	2010/06/21	100,000,000	2010/02/02
60245	UBS AG	Sinopec Corp R Bull CBBC Jun 2010 F	0.250	5.280	5.680	2010/06/21	100,000,000	2010/02/02
60253	UBS AG	A50 China R Bull CBBC Jun 2010 C	0.255	10.880	11.380	2010/06/28	200,000,000	2010/02/02
60254	UBS AG	A50 China R Bear CBBC May 2010 I	0.250	13.880	13.380	2010/05/24	200,000,000	2010/02/02
60184	UBS AG	HKEx R Bull CBBC May 2010 Y	0.250	127.88 per 100 units	133.88 per 100 units	2010/05/17	200,000,000	2010/02/02
60247	UBS AG	HSBC R Bull CBBC Jun 2010 I	0.250	63.88 per 100 units	68.88 per 100 units	2010/06/21	200,000,000	2010/02/02
60239	UBS AG	HSCEI R Bear CBBC May 2010 J	0.250	12,800 per 12,000 units	12,300 per 12,000 units	2010/05/28	200,000,000	2010/02/02
60240	UBS AG	HSCEI R Bear CBBC Jun 2010 G	0.250	13,000 per 20,000 units	12,500 per 20,000 units	2010/06/29	200,000,000	2010/02/02
60224	UBS AG	HSI R Bull CBBC Jun 2010 I	0.250	18,000 per 10,000 units	18,500 per 10,000 units	2010/06/29	300,000,000	2010/02/02
60226	UBS AG	HSI R Bull CBBC Jul 2010 C	0.280	17,500 per 10,000 units	18,000 per 10,000 units	2010/07/29	300,000,000	2010/02/02
60225	UBS AG	HSI R Bull CBBC Jul 2010 D	0.250	17,300 per 12,000 units	17,800 per 12,000 units	2010/07/29	300,000,000	2010/02/02
60227	UBS AG	HSI R Bull CBBC Jul 2010 G	0.430	19,600 per 10,000 units	20,100 per 10,000 units	2010/07/29	300,000,000	2010/02/02
60185	UBS AG	HSI R Bull CBBC Aug 2010 R	0.250	19,900 per 12,000 units	20,400 per 12,000 units	2010/08/30	300,000,000	2010/02/02
60228	UBS AG	HSI R Bull CBBC Aug 2010 S	0.380	16,500 per 10,000 units	17,000 per 10,000 units	2010/08/30	300,000,000	2010/02/02
60229	UBS AG	HSI R Bull CBBC Aug 2010 T	0.330	17,000 per 10,000 units	17,500 per 10,000 units	2010/08/30	300,000,000	2010/02/02
60230	UBS AG	HSI R Bull CBBC Aug 2010 U	0.250	17,700 per 12,000 units	18,200 per 12,000 units	2010/08/30	300,000,000	2010/02/02
60231	UBS AG	HSI R Bull CBBC Aug 2010 V	0.250	18,300 per 12,000 units	18,800 per 12,000 units	2010/08/30	300,000,000	2010/02/02
60232	UBS AG	HSI R Bull CBBC Sep 2010 A	0.430	16,000 per 10,000 units	16,500 per 10,000 units	2010/09/29	300,000,000	2010/02/02
60233	UBS AG	HSI R Bull CBBC Sep 2010 B	0.300	16,700 per 12,000 units	17,200 per 12,000 units	2010/09/29	300,000,000	2010/02/02
60234	UBS AG	HSI R Bull CBBC Oct 2010 E	0.335	16,300 per 12,000 units	16,800 per 12,000 units	2010/10/28	300,000,000	2010/02/02
60235	UBS AG	HSI R Bull CBBC Oct 2010 F	0.250	16,800 per 38,000 units	17,300 per 38,000 units	2010/10/28	400,000,000	2010/02/02
60236	UBS AG	HSI R Bear CBBC Jun 2010 O	0.250	20,700 per 12,000 units	20,200 per 12,000 units	2010/06/29	300,000,000	2010/02/02
60237	UBS AG	HSI R Bear CBBC Jul 2010 I	0.250	21,200 per 10,000 units	20,700 per 10,000 units	2010/07/29	300,000,000	2010/02/02
60238	UBS AG	HSI R Bear CBBC Aug 2010 W	0.250	21,000 per 15,000 units	20,500 per 15,000 units	2010/08/30	300,000,000	2010/02/02
60248	UBS AG	Petrochina R Bull CBBC Jun 2010 F	0.250	7.280	7.880	2010/06/21	100,000,000	2010/02/02
60249	UBS AG	TCH R Bull CBBC Jun 2010 O	0.250	120.88 per 100 units	128.88 per 100 units	2010/06/28	100,000,000	2010/02/02
60252	UBS AG	TCH R Bear CBBC Jun 2010 P	0.250	156.88 per 100 units	148.88 per 100 units	2010/06/07	100,000,000	2010/02/02
60323	RB of Scotland N.V.	BOCL R Bull CBBC May 2010 A	0.250	2.880	3.380	2010/05/20	80,000,000	2010/02/03
60327	RB of Scotland N.V.	BOCL R Bear CBBC May 2010 B	0.250	4.680	4.180	2010/05/20	80,000,000	2010/02/03
60324	RB of Scotland N.V.	CCHC R Bull CBBC Jun 2010 A	0.250	7.580	8.580	2010/06/18	80,000,000	2010/02/03
60328	RB of Scotland N.V.	CCHC R Bear CBBC Jun 2010 B	0.250	11.680	10.680	2010/06/18	80,000,000	2010/02/03
60293	RB of Scotland N.V.	CITIC Bank R Bull CBBC Jun 2010 A	0.250	3.780	4.580	2010/06/25	80,000,000	2010/02/03
60297	RB of Scotland N.V.	CITIC Bank R Bear CBBC Jun 2010 B	0.250	6.880	6.080	2010/06/25	80,000,000	2010/02/03
60298	RB of Scotland N.V.	Sinopec Corp R Bear CBBC May 2010 B	0.250	7.580	7.080	2010/05/06	80,000,000	2010/02/03
60325	RB of Scotland N.V.	China Shenhua R Bull CBBC Jun 2010 A	0.250	28.28 per 100 units	29.78 per 100 units	2010/06/18	80,000,000	2010/02/03
60329	RB of Scotland N.V.	China Shenhua R Bear CBBC Jun 2010 B	0.250	40.28 per 100 units	38.78 per 100 units	2010/06/18	80,000,000	2010/02/03
60331	RB of Scotland N.V.	A50 China R Bear CBBC May 2010 B	0.250	14.820	14.320	2010/05/20	80,000,000	2010/02/03
60294	RB of Scotland N.V.	HSBC R Bull CBBC Jun 2010 A	0.250	71.88 per 100 units	77.88 per 100 units	2010/06/11	80,000,000	2010/02/03
60299	RB of Scotland N.V.	HSBC R Bear CBBC Jun 2010 B	0.250	98.88 per 100 units	92.88 per 100 units	2010/06/11	80,000,000	2010/02/03
60326	RB of Scotland N.V.	ICBC R Bull CBBC Jun 2010 A	0.250	4.680	5.080	2010/06/18	80,000,000	2010/02/03
60330	RB of Scotland N.V.	ICBC R Bear CBBC Jun 2010 B	0.250	6.980	6.580	2010/06/18	80,000,000	2010/02/03
60295	RB of Scotland N.V.	Jiangxi Copper R Bull CBBC May 2010 A	0.302	13.080	14.280	2010/05/06	80,000,000	2010/02/03
60296	RB of Scotland N.V.	Jiangxi Copper R Bull CBBC May 2010 B	0.250	13.680	14.880	2010/05/06	80,000,000	2010/02/03



## Newly listed callable bull/bear contracts (continued)

Code	Issuer	Name of issue	Issue prices (HK\$)	Strike price (HKD) / Strike level per 10 units	Call price (HKD) / Call level per 10 units	Expiry date	No. of issue (units)	Listing date
60300	RB of Scotland N.V.	Jiangxi Copper R Bear CBBC May 2010 C	0.366	19.680	18.480	2010/05/06	80,000,000	2010/02/03
60301	Credit Suisse AG	HSI R Bull CBBC Jun 2010 R	0.250	19,500 per 10,000 units	20,000 per 10,000 units	2010/06/29	210,000,000	2010/02/03
60287	Deutsche Bank AG	China Life R Bull CBBC Jul 2010 B	0.660	28.180	29.180	2010/07/26	150,000,000	2010/02/03
60288	Deutsche Bank AG	China Life R Bear CBBC Jul 2010 C	0.270	35.680	34.680	2010/07/26	150,000,000	2010/02/03
60289	Deutsche Bank AG	China Life R Bear CBBC Jul 2010 D	0.370	36.680	35.680	2010/07/26	150,000,000	2010/02/03
60284	Deutsche Bank AG	HSI R Bull CBBC Jun 2010 T	0.250	19,600 per 12,000 units	20,100 per 12,000 units	2010/06/29	300,000,000	2010/02/03
60291	Deutsche Bank AG	HSI R Bull CBBC Sep 2010 A	0.260	15,900 per 40,000 units	16,500 per 40,000 units	2010/09/30	300,000,000	2010/02/03
60292	Deutsche Bank AG	HSI R Bull CBBC Sep 2010 B	0.250	16,900 per 40,000 units	17,500 per 40,000 units	2010/09/30	300,000,000	2010/02/03
60285	Deutsche Bank AG	HSI R Bear CBBC Aug 2010 E	0.250	20,800 per 15,000 units	20,200 per 15,000 units	2010/08/30	300,000,000	2010/02/03
60322	Deutsche Bank AG	TCH R Bull CBBC Jul 2010 A	0.270	118 per 100 units	125 per 100 units	2010/07/12	150,000,000	2010/02/03
60279	HK Bank	HSI R Bull CBBC Aug 2010 C	0.250	19,600 per 10,000 units	20,100 per 10,000 units	2010/08/30	80,000,000	2010/02/03
60280	HK Bank	HSI R Bear CBBC May 2010 M	0.250	21,300 per 10,000 units	20,800 per 10,000 units	2010/05/28	80,000,000	2010/02/03
60281	HK Bank	HSI R Bear CBBC May 2010 N	0.250	21,800 per 12,000 units	21,300 per 12,000 units	2010/05/28	160,000,000	2010/02/03
60282	HK Bank	HSI R Bear CBBC May 2010 O	0.250	22,000 per 20,000 units	21,500 per 20,000 units	2010/05/28	160,000,000	2010/02/03
60283	HK Bank	HSI R Bear CBBC Jul 2010 K	0.250	23,000 per 25,000 units	22,500 per 25,000 units	2010/07/29	160,000,000	2010/02/03
60332	KBC Fin Products Int'l Ltd.	Ch Mobile R Bear CBBC Jun 10C	0.250	82 per 100 units	78 per 100 units	2010/06/01	188,000,000	2010/02/03
60333	KBC Fin Products Int'l Ltd.	COVS R Bull CBBC May 2010 A	0.250	12.080	13.380	2010/05/27	40,000,000	2010/02/03
60334	KBC Fin Products Int'l Ltd.	COVS R Bull CBBC May 2010 B	0.320	10.980	12.180	2010/05/28	38,000,000	2010/02/03
60335	KBC Fin Products Int'l Ltd.	China Shenhua R Bull CBBC Jun10B	0.390	29.880	31.880	2010/06/08	100,000,000	2010/02/03
60341	KBC Fin Products Int'l Ltd.	A50 China R Bull CBBC May 10C	0.250	11.480	11.980	2010/05/10	120,000,000	2010/02/03
60342	KBC Fin Products Int'l Ltd.	A50 China R Bear CBBC May 10D	0.250	14.280	13.780	2010/05/10	120,000,000	2010/02/03
60336	KBC Fin Products Int'l Ltd.	HKEx R Bull CBBC May 2010 C	0.260	121.80 per 100 units	127.80 per 100 units	2010/05/07	188,000,000	2010/02/03
60337	KBC Fin Products Int'l Ltd.	HKEx R Bull CBBC May 2010 D	0.250	116.80 per 100 units	122.80 per 100 units	2010/05/13	188,000,000	2010/02/03
60338	KBC Fin Products Int'l Ltd.	HKEx R Bull CBBC Jun 2010 B	0.250	110.80 per 100 units	116.80 per 100 units	2010/06/15	188,000,000	2010/02/03
60339	KBC Fin Products Int'l Ltd.	HKEx R Bear CBBC May 2010 E	0.250	152.80 per 100 units	146.80 per 100 units	2010/05/11	188,000,000	2010/02/03
60340	KBC Fin Products Int'l Ltd.	HKEx R Bear CBBC May 2010 F	0.280	156.80 per 100 units	150.80 per 100 units	2010/05/17	188,000,000	2010/02/03
60343	KBC Fin Products Int'l Ltd.	TCH R Bull CBBC May 2010 D	0.250	128 per 100 units	136 per 100 units	2010/05/03	100,000,000	2010/02/03
60344	KBC Fin Products Int'l Ltd.	TCH R Bear CBBC Jun 2010 A	0.350	173 per 100 units	165 per 100 units	2010/06/01	100,000,000	2010/02/03
60265	SGA Societe Generale Acceptance N.V.	HSI R Bull CBBC Jul10J	0.250	19,600 per 10,000 units	20,100 per 10,000 units	2010/07/29	300,000,000	2010/02/03
60266	SGA Societe Generale Acceptance N.V.	HSI R Bull CBBC Aug10E	0.285	17,000 per 15,000 units	17,500 per 15,000 units	2010/08/30	300,000,000	2010/02/03
60267	SGA Societe Generale Acceptance N.V.	HSI R Bull CBBC Aug10F	0.345	17,100 per 12,000 units	17,600 per 12,000 units	2010/08/30	300,000,000	2010/02/03
60268	SGA Societe Generale Acceptance N.V.	HSI R Bull CBBC Aug10G	0.400	17,200 per 10,000 units	17,700 per 10,000 units	2010/08/30	300,000,000	2010/02/03
60269	SGA Societe Generale Acceptance N.V.	HSI R Bull CBBC Aug10H	0.260	17,300 per 15,000 units	17,800 per 15,000 units	2010/08/30	300,000,000	2010/02/03
60270	SGA Societe Generale Acceptance N.V.	HSI R Bull CBBC Aug10I	0.315	17,400 per 12,000 units	17,900 per 12,000 units	2010/08/30	300,000,000	2010/02/03
60271	SGA Societe Generale Acceptance N.V.	HSI R Bull CBBC Aug10J	0.365	17,500 per 10,000 units	18,000 per 10,000 units	2010/08/30	300,000,000	2010/02/03
60272	SGA Societe Generale Acceptance N.V.	HSI R Bull CBBC Aug10K	0.250	17,600 per 15,000 units	18,100 per 15,000 units	2010/08/30	300,000,000	2010/02/03
60273	SGA Societe Generale Acceptance N.V.	HSI R Bull CBBC Aug10L	0.285	17,700 per 12,000 units	18,200 per 12,000 units	2010/08/30	300,000,000	2010/02/03
60274	SGA Societe Generale Acceptance N.V.	HSI R Bull CBBC Aug10M	0.325	17,800 per 10,000 units	18,300 per 10,000 units	2010/08/30	300,000,000	2010/02/03
60275	SGA Societe Generale Acceptance N.V.	HSI R Bull CBBC Aug10N	0.250	17,900 per 15,000 units	18,400 per 15,000 units	2010/08/30	300,000,000	2010/02/03
60276	SGA Societe Generale Acceptance N.V.	HSI R Bull CBBC Aug10O	0.250	18,000 per 12,000 units	18,500 per 12,000 units	2010/08/30	300,000,000	2010/02/03
60290	SGA Societe Generale Acceptance N.V.	HSI R Bull CBBC Aug10P	0.250	19,700 per 12,000 units	20,200 per 12,000 units	2010/08/30	300,000,000	2010/02/03
60278	SGA Societe Generale Acceptance N.V.	HSI R Bear CBBC Jul10H	0.250	20,800 per 10,000 units	20,300 per 10,000 units	2010/07/29	300,000,000	2010/02/03
60277	SGA Societe Generale Acceptance N.V.	HSI R Bear CBBC Jul10I	0.250	20,700 per 12,000 units	20,200 per 12,000 units	2010/07/29	300,000,000	2010/02/03

## Newly listed callable bull/bear contracts (continued)

Code	Issuer	Name of issue	Issue prices (HK\$)	Strike price (HKD) / Strike level per 10 units	Call price (HKD) / Call level per 10 units	Expiry date	No. of issue (units)	Listing date
60302	UBS AG	China Life R Bull CBBC Jun 2010 D	0.620	27.880	28.880	2010/06/14	200,000,000	2010/02/03
60303	UBS AG	CM Bank R Bull CBBC Jun 2010 F	0.445	12.880	14.880	2010/06/21	100,000,000	2010/02/03
60304	UBS AG	CM Bank R Bear CBBC Jun 2010 G	0.570	22.880	20.880	2010/06/21	100,000,000	2010/02/03
60305	UBS AG	HKEx R Bear CBBC Jun 2010 E	0.250	139.88 per 100 units	133.88 per 100 units	2010/06/07	200,000,000	2010/02/03
60310	UBS AG	HSI R Bull CBBC May 2010 U	0.250	19,500 per 10,000 units	20,000 per 10,000 units	2010/05/28	300,000,000	2010/02/03
60311	UBS AG	HSI R Bull CBBC Jun 2010 K	0.530	15,000 per 10,000 units	15,500 per 10,000 units	2010/06/29	300,000,000	2010/02/03
60313	UBS AG	HSI R Bull CBBC Jun 2010 P	0.250	18,400 per 10,000 units	18,900 per 10,000 units	2010/06/29	300,000,000	2010/02/03
60312	UBS AG	HSI R Bull CBBC Jun 2010 Q	0.250	19,700 per 12,000 units	20,200 per 12,000 units	2010/06/29	300,000,000	2010/02/03
60315	UBS AG	HSI R Bull CBBC Jul 2010 F	0.250	18,200 per 10,000 units	18,700 per 10,000 units	2010/07/29	300,000,000	2010/02/03
60314	UBS AG	HSI R Bull CBBC Jul 2010 K	0.250	18,100 per 12,000 units	18,600 per 12,000 units	2010/07/29	300,000,000	2010/02/03
60316	UBS AG	HSI R Bull CBBC Aug 2010 X	0.265	17,800 per 10,000 units	18,300 per 10,000 units	2010/08/30	300,000,000	2010/02/03
60317	UBS AG	HSI R Bull CBBC Sep 2010 C	0.265	17,600 per 10,000 units	18,100 per 10,000 units	2010/09/29	300,000,000	2010/02/03
60318	UBS AG	HSI R Bull CBBC Sep 2010 D	0.250	17,900 per 12,000 units	18,400 per 12,000 units	2010/09/29	300,000,000	2010/02/03
60319	UBS AG	HSI R Bull CBBC Oct 2010 G	0.475	15,500 per 10,000 units	16,000 per 10,000 units	2010/10/28	300,000,000	2010/02/03
60320	UBS AG	HSI R Bull CBBC Oct 2010 H	0.250	16,300 per 38,000 units	16,800 per 38,000 units	2010/10/28	400,000,000	2010/02/03
60286	UBS AG	HSI R Bear CBBC May 2010 V	0.250	20,800 per 10,000 units	20,300 per 10,000 units	2010/05/28	300,000,000	2010/02/03
60321	UBS AG	HSI R Bear CBBC Jul 2010 M	0.250	20,600 per 10,000 units	20,100 per 10,000 units	2010/07/29	300,000,000	2010/02/03
60306	UBS AG	Ping An R Bull CBBC Jun 2010 F	0.250	42.88 per 100 units	48.88 per 100 units	2010/06/14	100,000,000	2010/02/03
60307	UBS AG	Ping An R Bear CBBC Jun 2010 G	0.250	74.88 per 100 units	68.88 per 100 units	2010/06/14	100,000,000	2010/02/03
60308	UBS AG	TCH R Bull CBBC Jun 2010 Q	0.300	110.88 per 100 units	118.88 per 100 units	2010/06/28	100,000,000	2010/02/03
60309	UBS AG	TCH R Bear CBBC Jun 2010 R	0.250	151.88 per 100 units	143.88 per 100 units	2010/06/07	100,000,000	2010/02/03
60359	RB of Scotland N.V.	HSI R Bull CBBC Jun 2010 R	0.273	16,900 per 13,000 units	17,400 per 13,000 units	2010/06/29	250,000,000	2010/02/04
60360	RB of Scotland N.V.	HSI R Bull CBBC Jun 2010 S	0.257	17,100 per 13,000 units	17,600 per 13,000 units	2010/06/29	250,000,000	2010/02/04
60361	RB of Scotland N.V.	HSI R Bull CBBC Jun 2010 T	0.250	17,300 per 13,000 units	17,800 per 13,000 units	2010/06/29	250,000,000	2010/02/04
60365	RB of Scotland N.V.	HSI R Bear CBBC Jun 2010 U	0.250	23,300 per 13,000 units	22,800 per 13,000 units	2010/06/29	250,000,000	2010/02/04
60348	Credit Suisse AG	A50 China R Bear CBBC May 2010 F	0.250	14.400	13.800	2010/05/31	100,000,000	2010/02/04
60362	Deutsche Bank AG	China Life R Bull CBBC Jul 2010 E	0.580	29.180	30.180	2010/07/26	150,000,000	2010/02/04
60363	Deutsche Bank AG	China Life R Bull CBBC Aug 2010 A	0.880	26.180	27.180	2010/08/16	150,000,000	2010/02/04
60364	Deutsche Bank AG	A50 China R Bear CBBC Jul 2010 A	0.250	14.680	13.680	2010/07/12	150,000,000	2010/02/04
60347	Deutsche Bank AG	HSI R Bull CBBC Jun 2010 I	0.260	19,500 per 12,000 units	20,000 per 12,000 units	2010/06/29	300,000,000	2010/02/04
60351	Deutsche Bank AG	HSI R Bear CBBC Jun 2010 H	0.250	21,000 per 12,000 units	20,500 per 12,000 units	2010/06/29	300,000,000	2010/02/04
60366	KBC Fin Products Int'l Ltd.	Geely Auto R Bull CBBC Jun10A	0.250	2.380	2.880	2010/06/15	40,000,000	2010/02/04
60367	KBC Fin Products Int'l Ltd.	Geely Auto R Bull CBBC Aug10A	0.250	2.780	3.280	2010/08/06	40,000,000	2010/02/04
60368	KBC Fin Products Int'l Ltd.	HSI R Bull CBBC Jul 2010 B	0.280	16,300 per 15,000 units	16,800 per 15,000 units	2010/07/29	258,000,000	2010/02/04
60369	KBC Fin Products Int'l Ltd.	HSI R Bull CBBC Jul 2010 C	0.300	16,800 per 12,000 units	17,300 per 12,000 units	2010/07/29	228,000,000	2010/02/04
60370	KBC Fin Products Int'l Ltd.	HSI R Bull CBBC Aug 2010 E	0.390	15,800 per 12,000 units	16,300 per 12,000 units	2010/08/30	200,000,000	2010/02/04
60371	KBC Fin Products Int'l Ltd.	HSI R Bull CBBC Aug 2010 F	0.250	16,000 per 20,000 units	16,500 per 20,000 units	2010/08/30	280,000,000	2010/02/04
60358	UBS AG	A50 China R Bull CBBC Jun 2010 D	0.290	10.380	10.880	2010/06/28	200,000,000	2010/02/04
60353	UBS AG	HSCEI R Bull CBBC Jun 2010 H	0.250	9,800 per 12,000 units	10,300 per 12,000 units	2010/06/29	200,000,000	2010/02/04
60354	UBS AG	HSCEI R Bull CBBC Jun 2010 I	0.250	10,000 per 20,000 units	10,500 per 20,000 units	2010/06/29	200,000,000	2010/02/04
60355	UBS AG	HSCEI R Bull CBBC Jul 2010 A	0.250	9,500 per 20,000 units	10,000 per 20,000 units	2010/07/29	200,000,000	2010/02/04
60350	UBS AG	HSI R Bull CBBC May 2010 Q	0.250	19,800 per 10,000 units	20,300 per 10,000 units	2010/05/28	300,000,000	2010/02/04
60352	UBS AG	HSI R Bull CBBC Jul 2010 O	0.250	19,500 per 15,000 units	20,000 per 15,000 units	2010/07/29	300,000,000	2010/02/04

## Newly listed callable bull/bear contracts (continued)

Code	Issuer	Name of issue	Issue prices (HK\$)	Strike price (HKD) / Strike level per 10 units	Call price (HKD) / Call level per 10 units	Expiry date	No. of issue (units)	Listing date
60346	UBS AG	HSI R Bull CBBC Aug 2010 Y	0.250	18,000 per 15,000 units	18,500 per 15,000 units	2010/08/30	300,000,000	2010/02/04
60345	UBS AG	HSI R Bull CBBC Sep 2010 E	0.250	17,500 per 15,000 units	18,000 per 15,000 units	2010/09/29	300,000,000	2010/02/04
60349	UBS AG	HSI R Bear CBBC Sep 2010 F	0.250	20,800 per 38,000 units	20,300 per 38,000 units	2010/09/29	400,000,000	2010/02/04
60356	UBS AG	TCH R Bull CBBC Jun 2010 S	0.250	130.88 per 100 units	138.88 per 100 units	2010/06/28	100,000,000	2010/02/04
60357	UBS AG	TCH R Bull CBBC Jun 2010 T	0.250	135.88 per 100 units	143.88 per 100 units	2010/06/28	100,000,000	2010/02/04
60394	RB of Scotland N.V.	CNOOC R Bull CBBC Jun 2010 C	0.250	8.880	9.680	2010/06/14	80,000,000	2010/02/05
60398	RB of Scotland N.V.	CNOOC R Bear CBBC Jun 2010 D	0.261	13.480	12.680	2010/06/14	80,000,000	2010/02/05
60395	RB of Scotland N.V.	PetCh R Bull CBBC Jun 2010 A	0.250	7.080	7.880	2010/06/14	80,000,000	2010/02/05
60399	RB of Scotland N.V.	PetCh R Bear CBBC Jun 2010 B	0.252	11.180	10.380	2010/06/14	80,000,000	2010/02/05
60396	Deutsche Bank AG	China Life R Bull CBBC Jul 2010 F	0.250	33.180	34.180	2010/07/26	150,000,000	2010/02/05
60397	KBC Fin Products Int'l Ltd.	SHK Ppt R Bull CBBC May 2010 C	0.250	78 per 100 units	86 per 100 units	2010/05/18	118,000,000	2010/02/05
60400	KBC Fin Products Int'l Ltd.	SHK Ppt R Bull CBBC May 2010 D	0.250	84 per 100 units	92 per 100 units	2010/05/05	118,000,000	2010/02/05
60373	SGA Societe Generale Acceptance N.V.	BYD R Bull CBBC Jun10A	0.250	45 per 100 units	50 per 100 units	2010/06/30	100,000,000	2010/02/05
60374	SGA Societe Generale Acceptance N.V.	CLife R Bull CBBC Jul10A	0.420	30.000	31.000	2010/07/28	100,000,000	2010/02/05
60375	SGA Societe Generale Acceptance N.V.	CLife R Bull CBBC Jul10B	0.320	31.000	32.000	2010/07/28	100,000,000	2010/02/05
60376	SGA Societe Generale Acceptance N.V.	CLife R Bear CBBC Jul10C	0.300	37.000	36.000	2010/07/28	100,000,000	2010/02/05
60377	SGA Societe Generale Acceptance N.V.	CLife R Bear CBBC Jul10D	0.400	38.000	37.000	2010/07/28	100,000,000	2010/02/05
60378	SGA Societe Generale Acceptance N.V.	A50 R Bull CBBC Jul10A	0.250	11.000	11.500	2010/07/28	150,000,000	2010/02/05
60379	SGA Societe Generale Acceptance N.V.	A50 R Bull CBBC Jul10B	0.250	11.500	12.000	2010/07/28	150,000,000	2010/02/05
60380	SGA Societe Generale Acceptance N.V.	A50 R Bear CBBC Jul10C	0.250	14.600	14.000	2010/07/28	150,000,000	2010/02/05
60381	SGA Societe Generale Acceptance N.V.	A50 R Bear CBBC Jul10D	0.250	15.100	14.500	2010/07/28	150,000,000	2010/02/05
60388	SGA Societe Generale Acceptance NV	HSCEI R Bull CBBC Jul10A	0.250	10,000 per 12,000 units	10,500 per 12,000 units	2010/07/29	200,000,000	2010/02/05
60389	SGA Societe Generale Acceptance NV	HSCEI R Bear CBBC Jul10B	0.250	13,000 per 12,000 units	12,500 per 12,000 units	2010/07/29	200,000,000	2010/02/05
60390	SGA Societe Generale Acceptance NV	HSCEI R Bear CBBC Jul10C	0.250	13,500 per 12,000 units	13,000 per 12,000 units	2010/07/29	200,000,000	2010/02/05
60372	SGA Societe Generale Acceptance N.V.	HSI R Bull CBBC Aug10Q	0.250	19,800 per 15,000 units	20,300 per 15,000 units	2010/08/30	300,000,000	2010/02/05
60382	SGA Societe Generale Acceptance N.V.	TCH R Bull CBBC Jul10A	0.300	117 per 100 units	125 per 100 units	2010/07/28	100,000,000	2010/02/05
60383	SGA Societe Generale Acceptance N.V.	TCH R Bull CBBC Jul10B	0.250	122 per 100 units	130 per 100 units	2010/07/28	100,000,000	2010/02/05
60384	SGA Societe Generale Acceptance N.V.	TCH R Bull CBBC Jul10C	0.250	127 per 100 units	135 per 100 units	2010/07/28	100,000,000	2010/02/05
60385	SGA Societe Generale Acceptance N.V.	TCH R Bear CBBC Jul10D	0.250	166 per 100 units	158 per 100 units	2010/07/28	100,000,000	2010/02/05
60386	SGA Societe Generale Acceptance N.V.	TCH R Bear CBBC Jul10E	0.250	171 per 100 units	163 per 100 units	2010/07/28	100,000,000	2010/02/05
60387	SGA Societe Generale Acceptance N.V.	TCH R Bear CBBC Jul10F	0.300	176 per 100 units	168 per 100 units	2010/07/28	100,000,000	2010/02/05
60393	UBS AG	CNOOC R Bear CBBC Jun 2010 G	0.315	14.180	13.380	2010/06/14	100,000,000	2010/02/05
60391	UBS AG	Sinopec Corp R Bull CBBC Jun 2010 G	0.250	5.680	6.080	2010/06/21	100,000,000	2010/02/05
60392	UBS AG	HSI R Bull CBBC Aug 2010 Z	0.250	19,800 per 38,000 units	20,300 per 38,000 units	2010/08/30	400,000,000	2010/02/05
60431	RB of Scotland N.V.	HSI R Bear CBBC Jun 2010 V	0.250	21,100 per 13,000 units	20,600 per 13,000 units	2010/06/29	250,000,000	2010/02/08
60432	RB of Scotland N.V.	HSI R Bear CBBC Jun 2010 W	0.250	21,300 per 13,000 units	20,800 per 13,000 units	2010/06/29	250,000,000	2010/02/08
60438	Deutsche Bank AG	China Mobile R Bear CBBC Jul 2010 A	0.250	79.68 per 100 units	75.68 per 100 units	2010/07/19	150,000,000	2010/02/08
60439	Deutsche Bank AG	CNOOC R Bear CBBC Jul 2010 A	0.250	12.280	11.680	2010/07/26	150,000,000	2010/02/08
60415	Deutsche Bank AG	HSI R Bull CBBC May 2010 W	0.250	19,400 per 12,000 units	19,900 per 12,000 units	2010/05/28	300,000,000	2010/02/08
60416	Deutsche Bank AG	HSI R Bear CBBC May 2010 E	0.250	20,500 per 12,000 units	20,018 per 12,000 units	2010/05/28	300,000,000	2010/02/08
60440	Deutsche Bank AG	ICBC R Bull CBBC Jul 2010 C	0.250	4.680	5.180	2010/07/19	150,000,000	2010/02/08
60441	Deutsche Bank AG	Petrochina R Bull CBBC Jul 2010 B	0.260	6.580	7.180	2010/07/26	150,000,000	2010/02/08
60442	Deutsche Bank AG	Petrochina R Bear CBBC Jul 2010 C	0.250	9.780	9.180	2010/07/19	150,000,000	2010/02/08

## Newly listed callable bull/bear contracts (continued)

Code	Issuer	Name of issue	Issue prices (HK\$)	Strike price (HKD) / Strike level per 10 units	Call price (HKD) / Call level per 10 units	Expiry date	No. of issue (units)	Listing date
60433	CC Rabobank B.A.	HSI R Bull CBBC Jul 2010 U	0.250	18,700 per 12,000 units	19,200 per 12,000 units	2010/07/29	200,000,000	2010/02/08
60434	CC Rabobank B.A.	HSI R Bull CBBC Jul 2010 V	0.250	19,100 per 12,000 units	19,600 per 12,000 units	2010/07/29	200,000,000	2010/02/08
60435	CC Rabobank B.A.	HSI R Bull CBBC Jul 2010 W	0.250	19,300 per 12,000 units	19,800 per 12,000 units	2010/07/29	200,000,000	2010/02/08
60436	CC Rabobank B.A.	HSI R Bull CBBC Jul 2010 X	0.250	19,500 per 12,000 units	20,000 per 12,000 units	2010/07/29	200,000,000	2010/02/08
60437	CC Rabobank B.A.	HSI R Bull CBBC Jul 2010 Y	0.250	19,700 per 12,000 units	20,200 per 12,000 units	2010/07/29	200,000,000	2010/02/08
60401	SGA Societe Generale Acceptance N.V.	CCB R Bull CBBC Jul10A	0.250	4.800	5.200	2010/07/28	200,000,000	2010/02/08
60402	SGA Societe Generale Acceptance N.V.	CCB R Bull CBBC Jul10B	0.250	5.200	5.600	2010/07/28	200,000,000	2010/02/08
60403	SGA Societe Generale Acceptance N.V.	CP&CC R Bull CBBC Jul10A	0.250	4.500	5.000	2010/07/28	200,000,000	2010/02/08
60404	SGA Societe Generale Acceptance N.V.	CP&CC R Bull CBBC Jul10B	0.250	5.500	6.000	2010/07/28	200,000,000	2010/02/08
60405	SGA Societe Generale Acceptance N.V.	CP&CC R Bear CBBC Jul10C	0.250	7.000	6.500	2010/07/28	200,000,000	2010/02/08
60406	SGA Societe Generale Acceptance N.V.	HKEx R Bull CBBC Jul10A	0.250	112 per 100 units	118 per 100 units	2010/07/28	150,000,000	2010/02/08
60407	SGA Societe Generale Acceptance N.V.	HKEx R Bull CBBC Jul10B	0.250	117 per 100 units	123 per 100 units	2010/07/28	150,000,000	2010/02/08
60408	SGA Societe Generale Acceptance N.V.	HKEx R Bear CBBC Jul10C	0.250	146 per 100 units	140 per 100 units	2010/07/28	150,000,000	2010/02/08
60409	SGA Societe Generale Acceptance N.V.	HKEx R Bear CBBC Jul10D	0.250	151 per 100 units	145 per 100 units	2010/07/28	150,000,000	2010/02/08
60417	SGA Societe Generale Acceptance N.V.	HSI R Bull CBBC Aug10R	0.250	19,400 per 12,000 units	19,900 per 12,000 units	2010/08/30	300,000,000	2010/02/08
60418	SGA Societe Generale Acceptance N.V.	HSI R Bear CBBC Jul10G	0.250	20,600 per 10,000 units	20,100 per 10,000 units	2010/07/29	300,000,000	2010/02/08
60421	UBS AG	BYD Company R Bull CBBC Jun 2010 A	0.250	45.88 per 100 units	50.88 per 100 units	2010/06/28	100,000,000	2010/02/08
60410	UBS AG	China Mobile R Bull CBBC May 2010 O	0.250	68.88 per 100 units	72.88 per 100 units	2010/05/10	200,000,000	2010/02/08
60423	UBS AG	CC Bank R Bull CBBC Jul 2010 B	0.250	4.580	4.980	2010/07/12	100,000,000	2010/02/08
60422	UBS AG	Cheung Kong R Bull CBBC Jul 2010 A	0.250	70.88 per 100 units	78.88 per 100 units	2010/07/26	100,000,000	2010/02/08
60424	UBS AG	China Life R Bull CBBC Jul 2010 B	0.750	26.880	27.880	2010/07/12	200,000,000	2010/02/08
60411	UBS AG	A50 China R Bull CBBC May 2010 J	0.250	12.380	12.880	2010/05/17	200,000,000	2010/02/08
60419	UBS AG	A50 China R Bull CBBC Jul 2010 A	0.300	9.880	10.380	2010/07/12	200,000,000	2010/02/08
60430	UBS AG	A50 China R Bear CBBC Jul 2010 B	0.250	13.380	12.880	2010/07/12	200,000,000	2010/02/08
60425	UBS AG	HKEx R Bull CBBC Jun 2010 F	0.280	102.88 per 100 units	108.88 per 100 units	2010/06/28	200,000,000	2010/02/08
60412	UBS AG	HSI R Bull CBBC Jul 2010 N	0.250	19,400 per 10,000 units	19,900 per 10,000 units	2010/07/29	300,000,000	2010/02/08
60413	UBS AG	HSI R Bull CBBC Sep 2010 G	0.250	17,800 per 38,000 units	18,300 per 38,000 units	2010/09/29	400,000,000	2010/02/08
60414	UBS AG	HSI R Bull CBBC Sep 2010 H	0.250	18,300 per 38,000 units	18,800 per 38,000 units	2010/09/29	400,000,000	2010/02/08
60426	UBS AG	Petrochina R Bull CBBC Jul 2010 A	0.250	6.780	7.380	2010/07/26	100,000,000	2010/02/08
60420	UBS AG	Petrochina R Bear CBBC Jul 2010 B	0.250	10.480	9.880	2010/07/26	100,000,000	2010/02/08
60427	UBS AG	SHK Ppt R Bull CBBC Jul 2010 A	0.250	75.88 per 100 units	83.88 per 100 units	2010/07/26	100,000,000	2010/02/08
60428	UBS AG	SHK Ppt R Bull CBBC Jul 2010 B	0.250	80.88 per 100 units	88.88 per 100 units	2010/07/26	100,000,000	2010/02/08
60429	UBS AG	TCH R Bull CBBC Jul 2010 A	0.355	105.88 per 100 units	113.88 per 100 units	2010/07/12	100,000,000	2010/02/08
60453	BNP Paribas Arbit Issu B.V.	HSI R Bull CBBC Jun 2010 K	0.250	18,300 per 10,000 units	18,800 per 10,000 units	2010/06/29	300,000,000	2010/02/09
60454	BNP Paribas Arbit Issu B.V.	HSI R Bull CBBC Jun 2010 L	0.250	19,500 per 12,000 units	20,000 per 12,000 units	2010/06/29	300,000,000	2010/02/09
60455	BNP Paribas Arbit Issu B.V.	HSI R Bull CBBC Jun 2010 M	0.250	19,700 per 10,000 units	20,200 per 10,000 units	2010/06/29	300,000,000	2010/02/09
60452	BNP Paribas Arbit Issu B.V.	HSI R Bull CBBC Jul 2010 A	0.250	18,000 per 10,000 units	18,500 per 10,000 units	2010/07/29	300,000,000	2010/02/09
60456	BNP Paribas Arbit Issu B.V.	HSI R Bear CBBC May 2010 L	0.250	21,300 per 11,000 units	20,800 per 11,000 units	2010/05/28	300,000,000	2010/02/09
60457	BNP Paribas Arbit Issu B.V.	HSI R Bear CBBC Jul 2010 B	0.250	21,600 per 12,000 units	21,100 per 12,000 units	2010/07/29	300,000,000	2010/02/09
60445	Credit Suisse AG	HSI R Bear CBBC Jun 2010 N	0.250	20,800 per 15,000 units	20,300 per 15,000 units	2010/06/29	210,000,000	2010/02/09
60465	Deutsche Bank AG	HSI R Bull CBBC May 2010 D	0.310	19,000 per 12,000 units	19,500 per 12,000 units	2010/05/28	300,000,000	2010/02/09
60466	Deutsche Bank AG	HSI R Bull CBBC May 2010 R	0.250	19,700 per 12,000 units	20,200 per 12,000 units	2010/05/28	300,000,000	2010/02/09
60467	Deutsche Bank AG	HSI R Bull CBBC Jun 2010 X	0.290	19,300 per 12,000 units	19,800 per 12,000 units	2010/06/29	300,000,000	2010/02/09

## Newly listed callable bull/bear contracts (continued)

Code	Issuer	Name of issue	Issue prices (HK\$)	Strike price (HKD) / Strike level per 10 units	Call price (HKD) / Call level per 10 units	Expiry date	No. of issue (units)	Listing date
60468	Deutsche Bank AG	HSI R Bull CBBC Jul 2010 L	0.320	18,600 per 15,000 units	19,200 per 15,000 units	2010/07/29	300,000,000	2010/02/09
60443	Deutsche Bank AG	HSI R Bear CBBC May 2010 F	0.250	20,800 per 12,000 units	20,300 per 12,000 units	2010/05/28	300,000,000	2010/02/09
60458	Goldman Sachs SP (Asia)	HSI R Bull CBBC Aug 2010 A	0.250	17,100 per 15,000 units	17,600 per 15,000 units	2010/08/30	200,000,000	2010/02/09
60459	Goldman Sachs SP (Asia)	HSI R Bull CBBC Aug 2010 B	0.250	17,300 per 15,000 units	17,800 per 15,000 units	2010/08/30	200,000,000	2010/02/09
60460	Goldman Sachs SP (Asia)	HSI R Bull CBBC Aug 2010 C	0.250	17,500 per 15,000 units	18,000 per 15,000 units	2010/08/30	200,000,000	2010/02/09
60461	Goldman Sachs SP (Asia)	HSI R Bull CBBC Aug 2010 D	0.250	18,500 per 15,000 units	19,000 per 15,000 units	2010/08/30	200,000,000	2010/02/09
60462	Goldman Sachs SP (Asia)	HSI R Bull CBBC Aug 2010 E	0.250	18,700 per 15,000 units	19,200 per 15,000 units	2010/08/30	200,000,000	2010/02/09
60463	Goldman Sachs SP (Asia)	HSI R Bull CBBC Aug 2010 F	0.250	19,500 per 12,000 units	20,000 per 12,000 units	2010/08/30	200,000,000	2010/02/09
60464	Goldman Sachs SP (Asia)	HSI R Bear CBBC Aug 2010 G	0.250	20,900 per 15,000 units	20,400 per 15,000 units	2010/08/30	200,000,000	2010/02/09
60451	KBC Fin Products Int'l Ltd.	HSI R Bull CBBC May 2010 R	0.250	19,500 per 10,000 units	20,000 per 10,000 units	2010/05/28	208,000,000	2010/02/09
60450	KBC Fin Products Int'l Ltd.	TCH R Bull CBBC Jun 2010 B	0.250	118.80 per 100 units	126.80 per 100 units	2010/06/01	100,000,000	2010/02/09
60446	UBS AG	China Life R Bear CBBC May 2010 J	0.250	35.880	34.880	2010/05/17	200,000,000	2010/02/09
60448	UBS AG	HSI R Bear CBBC May 2010 I	0.250	21,000 per 10,000 units	20,500 per 10,000 units	2010/05/28	300,000,000	2010/02/09
60449	UBS AG	HSI R Bear CBBC Jun 2010 Z	0.250	20,900 per 12,000 units	20,400 per 12,000 units	2010/06/29	300,000,000	2010/02/09
60447	UBS AG	Jiangxi Copper R Bull CBBC Jul 2010 A	0.360	12.380	13.880	2010/07/12	100,000,000	2010/02/09
68967*	HK Bank	A50 R Bear CBBC May 2010 B	0.325	16.280	15.880	2010/05/26	100,000,000	2010/02/09
60502	BNP Paribas Arbit Issu B.V.	HSI R Bull CBBC Jun 2010 N	0.250	19,900 per 15,000 units	20,400 per 15,000 units	2010/06/29	300,000,000	2010/02/10
60503	BNP Paribas Arbit Issu B.V.	HSI R Bull CBBC Jul 2010 C	0.250	20,100 per 12,000 units	20,600 per 12,000 units	2010/07/29	300,000,000	2010/02/10
60474	Credit Suisse AG	China Mobile R Bear CBBC Jun 2010 E	0.250	93 per 100 units	88 per 100 units	2010/06/28	100,000,000	2010/02/10
60473	Credit Suisse AG	China Life R Bull CBBC Jun 2010 D	0.260	31.800	33.000	2010/06/28	100,000,000	2010/02/10
60475	Credit Suisse AG	HSBC R Bear CBBC Jul 2010 B	0.250	108 per 100 units	103 per 100 units	2010/07/26	100,000,000	2010/02/10
60496	Credit Suisse AG	HSI R Bull CBBC Jun 2010 H	0.250	20,200 per 15,000 units	20,700 per 15,000 units	2010/06/29	210,000,000	2010/02/10
60472	Credit Suisse AG	HSI R Bear CBBC Jul 2010 J	0.250	23,800 per 15,000 units	23,300 per 15,000 units	2010/07/29	210,000,000	2010/02/10
60506	Deutsche Bank AG	CNOOC R Bull CBBC Jul 2010 B	0.250	10.580	11.180	2010/07/26	150,000,000	2010/02/10
60508	Deutsche Bank AG	HSI R Bull CBBC Jun 2010 L	0.280	19,800 per 12,000 units	20,300 per 12,000 units	2010/06/29	300,000,000	2010/02/10
60509	Deutsche Bank AG	HSI R Bull CBBC Jun 2010 Y	0.260	20,200 per 12,000 units	20,700 per 12,000 units	2010/06/29	300,000,000	2010/02/10
60510	Deutsche Bank AG	HSI R Bull CBBC Jul 2010 M	0.270	20,000 per 12,000 units	20,500 per 12,000 units	2010/07/29	300,000,000	2010/02/10
60511	Deutsche Bank AG	HSI R Bull CBBC Sep 2010 C	0.250	19,400 per 40,000 units	20,000 per 40,000 units	2010/09/29	300,000,000	2010/02/10
60483	Deutsche Bank AG	HSI R Bear CBBC Jun 2010 U	0.250	21,100 per 12,000 units	20,600 per 12,000 units	2010/06/29	300,000,000	2010/02/10
60476	Deutsche Bank AG	HSI R Bear CBBC Jun 2010 V	0.250	20,900 per 12,000 units	20,400 per 12,000 units	2010/06/29	300,000,000	2010/02/10
60507	Deutsche Bank AG	Petrochina R Bull CBBC Jul 2010 D	0.250	7.580	8.180	2010/07/19	150,000,000	2010/02/10
60499	Goldman Sachs SP (Asia)	HSI R Bull CBBC Aug 2010 H	0.250	19,700 per 15,000 units	20,200 per 15,000 units	2010/08/30	200,000,000	2010/02/10
60500	Goldman Sachs SP (Asia)	HSI R Bull CBBC Aug 2010 I	0.250	19,900 per 12,000 units	20,400 per 12,000 units	2010/08/30	200,000,000	2010/02/10
60501	Goldman Sachs SP (Asia)	HSI R Bull CBBC Aug 2010 J	0.250	20,100 per 15,000 units	20,600 per 15,000 units	2010/08/30	200,000,000	2010/02/10
60494	KBC Fin Products Int'l Ltd.	HSI R Bull CBBC May 2010 S	0.250	19,800 per 12,000 units	20,300 per 12,000 units	2010/05/28	248,000,000	2010/02/10
60495	KBC Fin Products Int'l Ltd.	HSI R Bull CBBC May 2010 T	0.250	20,000 per 10,000 units	20,500 per 10,000 units	2010/05/28	208,000,000	2010/02/10
60469	Macquarie Bank Ltd.	HSI R Bull CBBC Jun 2010 A	0.250	18,400 per 12,000 units	19,000 per 12,000 units	2010/06/29	400,000,000	2010/02/10
60505	CC Rabobank B.A.	HSI R Bull CBBC Jul 2010 A	0.250	20,100 per 12,000 units	20,600 per 12,000 units	2010/07/29	200,000,000	2010/02/10
60504	CC Rabobank B.A.	HSI R Bull CBBC Jul 2010 Z	0.250	19,900 per 12,000 units	20,400 per 12,000 units	2010/07/29	200,000,000	2010/02/10
60480	SGA Societe Generale Acceptance N.V.	HSI R Bull CBBC Aug10S	0.250	19,500 per 15,000 units	20,000 per 15,000 units	2010/08/30	300,000,000	2010/02/10
60481	SGA Societe Generale Acceptance N.V.	HSI R Bull CBBC Aug10T	0.250	19,900 per 10,000 units	20,400 per 10,000 units	2010/08/30	300,000,000	2010/02/10
60482	SGA Societe Generale Acceptance N.V.	HSI R Bull CBBC Aug10U	0.250	20,000 per 12,000 units	20,500 per 12,000 units	2010/08/30	300,000,000	2010/02/10
60470	SGA Societe Generale Acceptance N.V.	HSI R Bear CBBC Jul10Q	0.250	20,900 per 15,000 units	20,400 per 15,000 units	2010/07/29	300,000,000	2010/02/10

## Newly listed callable bull/bear contracts (continued)

Code	Issuer	Name of issue	Issue prices (HK\$)	Strike price (HKD) / Strike level per 10 units	Call price (HKD) / Call level per 10 units	Expiry date	No. of issue (units)	Listing date
60471	SGA Societe Generale Acceptance N.V.	HSI R Bear CBBC Jul10W	0.250	21,000 per 12,000 units	20,500 per 12,000 units	2010/07/29	300,000,000	2010/02/10
60484	UBS AG	BankComm R Bear CBBC Jun 2010 F	0.250	9.480	8.880	2010/06/07	100,000,000	2010/02/10
60486	UBS AG	China Mobile R Bull CBBC May 2010 P	0.250	70.88 per 100 units	74.88 per 100 units	2010/05/10	200,000,000	2010/02/10
60485	UBS AG	CM Bank R Bull CBBC Jun 2010 H	0.340	15.880	17.880	2010/06/14	100,000,000	2010/02/10
60487	UBS AG	CNOOC R Bull CBBC Jun 2010 H	0.250	10.080	10.880	2010/06/14	100,000,000	2010/02/10
60488	UBS AG	CNOOC R Bull CBBC Jun 2010 I	0.250	10.580	11.380	2010/06/14	100,000,000	2010/02/10
60492	UBS AG	CNOOC R Bear CBBC Jun 2010 J	0.345	15.680	14.880	2010/06/21	100,000,000	2010/02/10
60489	UBS AG	HKEx R Bull CBBC Jun 2010 H	0.250	127.88 per 100 units	133.88 per 100 units	2010/06/14	200,000,000	2010/02/10
60477	UBS AG	HKEx R Bear CBBC Jun 2010 G	0.250	139.88 per 100 units	133.88 per 100 units	2010/06/07	200,000,000	2010/02/10
60490	UBS AG	HSBC R Bull CBBC Jun 2010 J	0.250	78.88 per 100 units	83.88 per 100 units	2010/06/14	200,000,000	2010/02/10
60497	UBS AG	HSI R Bull CBBC May 2010 V	0.250	20,000 per 10,000 units	20,500 per 10,000 units	2010/05/28	300,000,000	2010/02/10
60498	UBS AG	HSI R Bull CBBC Jul 2010 R	0.250	20,200 per 10,000 units	20,700 per 10,000 units	2010/07/29	300,000,000	2010/02/10
60478	UBS AG	HSI R Bear CBBC May 2010 X	0.250	20,800 per 10,000 units	20,300 per 10,000 units	2010/05/28	300,000,000	2010/02/10
60493	UBS AG	HSI R Bear CBBC Jun 2010 N	0.250	21,100 per 12,000 units	20,600 per 12,000 units	2010/06/29	300,000,000	2010/02/10
60479	UBS AG	HSI R Bear CBBC Aug 2010 C	0.250	21,000 per 15,000 units	20,500 per 15,000 units	2010/08/30	300,000,000	2010/02/10
60491	UBS AG	TCH R Bull CBBC Jun 2010 U	0.250	140.88 per 100 units	148.88 per 100 units	2010/06/28	100,000,000	2010/02/10
60513	Credit Suisse AG	HSI R Bull CBBC Jun 2010 G	0.250	20,000 per 15,000 units	20,500 per 15,000 units	2010/06/29	210,000,000	2010/02/11
60519	Credit Suisse AG	HSI R Bear CBBC Jun 2010 I	0.250	21,000 per 15,000 units	20,500 per 15,000 units	2010/06/29	210,000,000	2010/02/11
60517	Deutsche Bank AG	HSI R Bull CBBC May 2010 O	0.250	20,100 per 12,000 units	20,600 per 12,000 units	2010/05/28	300,000,000	2010/02/11
60518	Deutsche Bank AG	HSI R Bull CBBC Jun 2010 C	0.260	19,900 per 12,000 units	20,400 per 12,000 units	2010/06/29	300,000,000	2010/02/11
60522	Deutsche Bank AG	HSI R Bear CBBC Jul 2010 N	0.250	21,000 per 10,000 units	20,500 per 10,000 units	2010/07/29	300,000,000	2010/02/11
60523	Goldman Sachs SP (Asia)	HSI R Bear CBBC Jul 2010 E	0.250	21,100 per 12,000 units	20,600 per 12,000 units	2010/07/29	200,000,000	2010/02/11
60512	HK Bank	A50 R Bull CBBC Jun 2010 E	0.250	11.080	11.380	2010/06/18	120,000,000	2010/02/11
60516	HK Bank	A50 R Bear CBBC Jun 2010 F	0.250	14.480	14.180	2010/06/18	80,000,000	2010/02/11
60521	UBS AG	CNOOC R Bull CBBC Jun 2010 K	0.320	9.080	9.880	2010/06/21	100,000,000	2010/02/11
60514	UBS AG	HSI R Bull CBBC Jun 2010 E	0.250	20,100 per 12,000 units	20,600 per 12,000 units	2010/06/29	300,000,000	2010/02/11
60515	UBS AG	HSI R Bull CBBC Sep 2010 I	0.250	20,000 per 15,000 units	20,500 per 15,000 units	2010/09/29	300,000,000	2010/02/11
60520	UBS AG	HSI R Bear CBBC Jul 2010 L	0.250	21,200 per 10,000 units	20,700 per 10,000 units	2010/07/29	300,000,000	2010/02/11
60126 *	HK Bank	Sinopec Corp R Bull CBBC Sep 2010 B	0.066	5.280	5.580	2010/09/17	160,000,000	2010/02/11
60591	BNP Paribas Arbit Issu B.V.	HSI R Bear CBBC Jun 2010 O	0.250	20,300 per 10,000 units	19,800 per 10,000 units	2010/06/29	300,000,000	2010/02/12
60592	BNP Paribas Arbit Issu B.V.	HSI R Bear CBBC Jun 2010 P	0.250	20,700 per 15,000 units	20,200 per 15,000 units	2010/06/29	300,000,000	2010/02/12
60593	BNP Paribas Arbit Issu B.V.	HSI R Bear CBBC Jun 2010 Q	0.250	21,100 per 12,000 units	20,600 per 12,000 units	2010/06/29	300,000,000	2010/02/12
60594	BNP Paribas Arbit Issu B.V.	HSI R Bear CBBC Jul 2010 D	0.250	20,500 per 12,000 units	20,000 per 12,000 units	2010/07/29	300,000,000	2010/02/12
60595	BNP Paribas Arbit Issu B.V.	HSI R Bear CBBC Jul 2010 E	0.250	20,900 per 10,000 units	20,400 per 10,000 units	2010/07/29	300,000,000	2010/02/12
60570	Credit Suisse AG	HSBC R Bear CBBC Jun 2010 C	0.250	93 per 100 units	88 per 100 units	2010/06/28	100,000,000	2010/02/12
60527	Credit Suisse AG	HSI R Bull CBBC Jun 2010 P	0.250	19,800 per 15,000 units	20,300 per 15,000 units	2010/06/29	210,000,000	2010/02/12
60569	Credit Suisse AG	HSI R Bull CBBC Sep 2010 A	0.250	16,200 per 38,000 units	16,800 per 38,000 units	2010/09/29	190,000,000	2010/02/12
60568	Credit Suisse AG	HSI R Bear CBBC Jun 2010 O	0.250	20,200 per 15,000 units	19,700 per 15,000 units	2010/06/29	210,000,000	2010/02/12
60552	Credit Suisse AG	HSI R Bear CBBC Jun 2010 Q	0.250	20,500 per 10,000 units	20,000 per 10,000 units	2010/06/29	200,000,000	2010/02/12
60571	Credit Suisse AG	TCH R Bull CBBC Jun 2010 E	0.370	102 per 100 units	110 per 100 units	2010/06/28	100,000,000	2010/02/12
60572	Credit Suisse AG	TCH R Bear CBBC Jul 2010 A	0.250	156 per 100 units	148 per 100 units	2010/07/26	100,000,000	2010/02/12
60565	Deutsche Bank AG	China Life R Bear CBBC Jul 2010 G	0.330	35.680	34.680	2010/07/26	150,000,000	2010/02/12
60566	Deutsche Bank AG	Sinopec Corp R Bear CBBC Jul 2010 B	0.250	7.000	6.500	2010/07/12	150,000,000	2010/02/12

## Newly listed callable bull/bear contracts (continued)

Code	Issuer	Name of issue	Issue prices (HK\$)	Strike price (HKD) / Strike level per 10 units	Call price (HKD) / Call level per 10 units	Expiry date	No. of issue (units)	Listing date
60567	Deutsche Bank AG	HSBC R Bull CBBC Jul 2010 D	0.250	60.88 per 100 units	65.88 per 100 units	2010/07/26	150,000,000	2010/02/12
60528	Deutsche Bank AG	HSI R Bull CBBC Jun 2010 D	0.260	19,200 per 12,000 units	19,700 per 12,000 units	2010/06/29	300,000,000	2010/02/12
60529	Deutsche Bank AG	HSI R Bull CBBC Jul 2010 O	0.250	19,600 per 12,000 units	20,100 per 12,000 units	2010/07/29	300,000,000	2010/02/12
60553	Deutsche Bank AG	HSI R Bull CBBC Jul 2010 P	0.360	17,100 per 12,000 units	17,600 per 12,000 units	2010/07/29	300,000,000	2010/02/12
60554	Deutsche Bank AG	HSI R Bull CBBC Jul 2010 Q	0.330	17,500 per 12,000 units	18,000 per 12,000 units	2010/07/29	300,000,000	2010/02/12
60555	Deutsche Bank AG	HSI R Bull CBBC Jul 2010 R	0.300	17,800 per 12,000 units	18,300 per 12,000 units	2010/07/29	300,000,000	2010/02/12
60556	Deutsche Bank AG	HSI R Bull CBBC Jul 2010 S	0.290	18,000 per 12,000 units	18,500 per 12,000 units	2010/07/29	300,000,000	2010/02/12
60557	Deutsche Bank AG	HSI R Bull CBBC Jul 2010 T	0.270	18,200 per 12,000 units	18,700 per 12,000 units	2010/07/29	300,000,000	2010/02/12
60559	Deutsche Bank AG	HSI R Bull CBBC Aug 2010 F	0.460	15,900 per 12,000 units	16,400 per 12,000 units	2010/08/30	300,000,000	2010/02/12
60560	Deutsche Bank AG	HSI R Bull CBBC Aug 2010 G	0.400	16,700 per 12,000 units	17,200 per 12,000 units	2010/08/30	300,000,000	2010/02/12
60561	Deutsche Bank AG	HSI R Bull CBBC Sep 2010 D	0.250	15,400 per 40,000 units	16,000 per 40,000 units	2010/09/29	300,000,000	2010/02/12
60562	Deutsche Bank AG	HSI R Bear CBBC Jun 2010 P	0.280	20,600 per 12,000 units	20,100 per 12,000 units	2010/06/29	300,000,000	2010/02/12
60563	Deutsche Bank AG	HSI R Bear CBBC Jul 2010 U	0.260	20,300 per 12,000 units	19,800 per 12,000 units	2010/07/29	300,000,000	2010/02/12
60564	Deutsche Bank AG	HSI R Bear CBBC Sep 2010 E	0.250	21,300 per 40,000 units	20,700 per 40,000 units	2010/09/29	300,000,000	2010/02/12
60585	Goldman Sachs SP (Asia)	HSI R Bull CBBC Jul 2010 F	0.250	16,900 per 12,000 units	17,400 per 12,000 units	2010/07/29	200,000,000	2010/02/12
60589	Goldman Sachs SP (Asia)	HSI R Bear CBBC Jul 2010 G	0.250	20,500 per 15,000 units	20,000 per 15,000 units	2010/07/29	200,000,000	2010/02/12
60590	Goldman Sachs SP (Asia)	HSI R Bear CBBC Jul 2010 H	0.250	20,700 per 12,000 units	20,200 per 12,000 units	2010/07/29	200,000,000	2010/02/12
60536	HK Bank	HSI R Bull CBBC Jun 2010 R	0.250	18,600 per 15,000 units	19,100 per 15,000 units	2010/06/29	120,000,000	2010/02/12
60537	HK Bank	HSI R Bear CBBC Jul 2010 L	0.250	20,700 per 15,000 units	20,200 per 15,000 units	2010/07/29	120,000,000	2010/02/12
60538	HK Bank	HSI R Bear CBBC Jul 2010 M	0.250	21,000 per 22,000 units	20,500 per 22,000 units	2010/07/29	150,000,000	2010/02/12
60573	KBC Fin Products Int'l Ltd.	HSI R Bear CBBC Jun 2010 I	0.250	20,500 per 10,000 units	20,000 per 10,000 units	2010/06/29	208,000,000	2010/02/12
60574	KBC Fin Products Int'l Ltd.	HSI R Bear CBBC Jun 2010 J	0.250	20,700 per 10,000 units	20,200 per 10,000 units	2010/06/29	208,000,000	2010/02/12
60575	KBC Fin Products Int'l Ltd.	HSI R Bear CBBC Jun 2010 K	0.250	21,000 per 12,000 units	20,500 per 12,000 units	2010/06/29	248,000,000	2010/02/12
60524	Macquarie Bank Ltd.	HSI R Bull CBBC Jun 2010 B	0.250	18,700 per 12,000 units	19,300 per 12,000 units	2010/06/29	300,000,000	2010/02/12
60539	Macquarie Bank Ltd.	HSI R Bear CBBC Jun 2010 C	0.250	21,000 per 12,000 units	20,400 per 12,000 units	2010/06/29	300,000,000	2010/02/12
60587	CC Rabobank B.A.	HSI R Bear CBBC Jul 2010 B	0.250	20,500 per 12,000 units	20,000 per 12,000 units	2010/07/29	200,000,000	2010/02/12
60588	CC Rabobank B.A.	HSI R Bear CBBC Jul 2010 C	0.250	20,900 per 12,000 units	20,400 per 12,000 units	2010/07/29	200,000,000	2010/02/12
60546	RB of Scotland N.V.	Sinopec Corp R Bull CBBC May 2010 C	0.250	4.580	5.080	2010/05/18	80,000,000	2010/02/12
60550	RB of Scotland N.V.	Sinopec Corp R Bear CBBC May 2010 D	0.250	7.080	6.580	2010/05/18	80,000,000	2010/02/12
60549	RB of Scotland N.V.	HSCEI R Bear CBBC May 2010 J	0.250	12,500 per 10,000 units	12,000 per 10,000 units	2010/05/28	250,000,000	2010/02/12
60548	RB of Scotland N.V.	HSI R Bear CBBC May 2010 M	0.250	20,900 per 13,000 units	20,400 per 13,000 units	2010/05/28	250,000,000	2010/02/12
60547	RB of Scotland N.V.	Jiangxi Copper R Bull CBBC May 2010 D	0.250	12.480	13.680	2010/05/12	80,000,000	2010/02/12
60551	RB of Scotland N.V.	Jiangxi Copper R Bear CBBC May 2010 E	0.310	17.880	16.680	2010/05/12	80,000,000	2010/02/12
60540	SGA Societe Generale Acceptance N.V.	HSI R Bull CBBC Jul10X	0.250	19,200 per 15,000 units	19,700 per 15,000 units	2010/07/29	300,000,000	2010/02/12
60542	SGA Societe Generale Acceptance N.V.	HSI R Bear CBBC Jul10H	0.250	20,400 per 12,000 units	19,900 per 12,000 units	2010/07/29	300,000,000	2010/02/12
60541	SGA Societe Generale Acceptance N.V.	HSI R Bear CBBC Jul10I	0.250	20,300 per 15,000 units	19,800 per 15,000 units	2010/07/29	300,000,000	2010/02/12
60545	SGA Societe Generale Acceptance N.V.	HSI R Bear CBBC Jul10J	0.250	20,800 per 10,000 units	20,300 per 10,000 units	2010/07/29	300,000,000	2010/02/12
60544	SGA Societe Generale Acceptance N.V.	HSI R Bear CBBC Jul10O	0.250	20,700 per 12,000 units	20,200 per 12,000 units	2010/07/29	300,000,000	2010/02/12
60543	SGA Societe Generale Acceptance N.V.	HSI R Bear CBBC Jul10P	0.250	20,500 per 10,000 units	20,000 per 10,000 units	2010/07/29	300,000,000	2010/02/12
60525	SGA Societe Generale Acceptance N.V.	HSI R Bear CBBC Jul10V	0.250	21,100 per 10,000 units	20,600 per 10,000 units	2010/07/29	300,000,000	2010/02/12
60526	SGA Societe Generale Acceptance N.V.	HSI R Bear CBBC Jul10Y	0.250	21,200 per 15,000 units	20,700 per 15,000 units	2010/07/29	300,000,000	2010/02/12
60576	UBS AG	BYD Company R Bear CBBC Jun 2010 B	0.250	73.88 per 100 units	68.88 per 100 units	2010/06/28	100,000,000	2010/02/12
60530	UBS AG	CC Bank R Bear CBBC Jul 2010 C	0.250	6.980	6.580	2010/07/12	100,000,000	2010/02/12

## Newly listed callable bull/bear contracts (continued)

Code	Issuer	Name of issue	Issue prices (HK\$)	Strike price (HKD) / Strike level per 10 units	Call price (HKD) / Call level per 10 units	Expiry date	No. of issue (units)	Listing date
60531	UBS AG	China Life R Bull CBBC May 2010 K	0.250	32.880	33.880	2010/05/17	200,000,000	2010/02/12
60577	UBS AG	China Life R Bear CBBC May 2010 D	0.250	34.880	33.880	2010/05/17	200,000,000	2010/02/12
60578	UBS AG	China Shenhua R Bull CBBC Jul 2010 A	0.250	24.88 per 100 units	26.88 per 100 units	2010/07/12	100,000,000	2010/02/12
60579	UBS AG	HKEx R Bull CBBC Jun 2010 I	0.250	122.88 per 100 units	128.88 per 100 units	2010/06/14	200,000,000	2010/02/12
60532	UBS AG	HSCEI R Bear CBBC Jun 2010 J	0.250	12,500 per 20,000 units	12,000 per 20,000 units	2010/06/29	200,000,000	2010/02/12
60533	UBS AG	HSI R Bull CBBC May 2010 U	0.250	19,800 per 10,000 units	20,300 per 10,000 units	2010/05/28	300,000,000	2010/02/12
60534	UBS AG	HSI R Bull CBBC Jun 2010 V	0.250	19,500 per 10,000 units	20,000 per 10,000 units	2010/06/29	300,000,000	2010/02/12
60535	UBS AG	HSI R Bull CBBC Jul 2010 H	0.250	19,300 per 12,000 units	19,800 per 12,000 units	2010/07/29	300,000,000	2010/02/12
60584	UBS AG	HSI R Bear CBBC Jun 2010 L	0.250	20,200 per 10,000 units	19,700 per 10,000 units	2010/06/29	300,000,000	2010/02/12
60581	UBS AG	HSI R Bear CBBC Jun 2010 O	0.250	20,500 per 10,000 units	20,000 per 10,000 units	2010/06/29	300,000,000	2010/02/12
60582	UBS AG	HSI R Bear CBBC Jul 2010 T	0.250	20,300 per 12,000 units	19,800 per 12,000 units	2010/07/29	300,000,000	2010/02/12
60583	UBS AG	HSI R Bear CBBC Sep 2010 J	0.250	20,800 per 38,000 units	20,300 per 38,000 units	2010/09/29	400,000,000	2010/02/12
60580	UBS AG	TCH R Bull CBBC Jun 2010 V	0.250	130.88 per 100 units	138.88 per 100 units	2010/06/28	100,000,000	2010/02/12
60586	UBS AG	TCH R Bear CBBC Jun 2010 W	0.250	156.88 per 100 units	148.88 per 100 units	2010/06/28	100,000,000	2010/02/12
60652	BNP Paribas Arbit Issu B.V.	HSI R Bull CBBC Jul 2010 F	0.250	17,800 per 11,000 units	18,300 per 11,000 units	2010/07/29	300,000,000	2010/02/17
60653	BNP Paribas Arbit Issu B.V.	HSI R Bull CBBC Jul 2010 G	0.250	18,700 per 10,000 units	19,200 per 10,000 units	2010/07/29	300,000,000	2010/02/17
60654	BNP Paribas Arbit Issu B.V.	HSI R Bull CBBC Aug 2010 A	0.250	18,200 per 12,000 units	18,700 per 12,000 units	2010/08/30	300,000,000	2010/02/17
60656	BNP Paribas Arbit Issu B.V.	HSI R Bull CBBC Aug 2010 B	0.250	18,500 per 10,000 units	19,000 per 10,000 units	2010/08/30	300,000,000	2010/02/17
60657	BNP Paribas Arbit Issu B.V.	HSI R Bear CBBC Jul 2010 H	0.250	20,100 per 15,000 units	19,600 per 15,000 units	2010/07/29	300,000,000	2010/02/17
60615	Credit Suisse AG	China Life R Bear CBBC Jun 2010 E	0.300	36.000	34.800	2010/06/28	100,000,000	2010/02/17
60616	Credit Suisse AG	HKEx R Bear CBBC Jun 2010 F	0.250	139 per 100 units	133 per 100 units	2010/06/28	100,000,000	2010/02/17
60617	Credit Suisse AG	HSI R Bull CBBC Jul 2010 L	0.250	19,000 per 15,000 units	19,500 per 15,000 units	2010/07/29	210,000,000	2010/02/17
60603	Credit Suisse AG	HSI R Bull CBBC Aug 2010 A	0.325	16,500 per 10,000 units	17,000 per 10,000 units	2010/08/30	200,000,000	2010/02/17
60607	Credit Suisse AG	HSI R Bull CBBC Aug 2010 B	0.250	17,000 per 15,000 units	17,500 per 15,000 units	2010/08/30	210,000,000	2010/02/17
60608	Credit Suisse AG	HSI R Bull CBBC Sep 2010 B	0.250	16,000 per 15,000 units	16,500 per 15,000 units	2010/09/29	210,000,000	2010/02/17
60602	Credit Suisse AG	HSI R Bear CBBC Jul 2010 K	0.250	21,400 per 38,000 units	20,800 per 38,000 units	2010/07/29	190,000,000	2010/02/17
60646	Deutsche Bank AG	China Life R Bear CBBC Jul 2010 H	0.350	34.680	33.680	2010/07/26	150,000,000	2010/02/17
60647	Deutsche Bank AG	HKEx R Bull CBBC Jul 2010 F	0.370	94.18 per 100 units	100.18 per 100 units	2010/07/26	150,000,000	2010/02/17
60650	Deutsche Bank AG	HSBC R Bear CBBC Jul 2010 E	0.250	90.88 per 100 units	85.88 per 100 units	2010/07/26	150,000,000	2010/02/17
60618	Deutsche Bank AG	HSI R Bull CBBC Jun 2010 J	0.250	19,100 per 12,000 units	19,600 per 12,000 units	2010/06/29	300,000,000	2010/02/17
60609	Deutsche Bank AG	HSI R Bear CBBC Jun 2010 M	0.250	20,200 per 12,000 units	19,700 per 12,000 units	2010/06/29	300,000,000	2010/02/17
60651	Goldman Sachs SP (Asia)	HSI R Bull CBBC Jul 2010 I	0.250	16,500 per 15,000 units	17,000 per 15,000 units	2010/07/29	200,000,000	2010/02/17
60655	Goldman Sachs SP (Asia)	HSI R Bear CBBC Jul 2010 J	0.250	21,300 per 12,000 units	19,800 per 12,000 units	2010/07/29	200,000,000	2010/02/17
60600	HK Bank	CC Bank R Bull CBBC Jul 2010 A	0.250	4.780	5.080	2010/07/28	150,000,000	2010/02/17
60604	HK Bank	CC Bank R Bear CBBC Jun 2010 B	0.250	7.180	6.880	2010/06/08	150,000,000	2010/02/17
60605	HK Bank	Sinopec Corp R Bear CBBC Jul 2010 A	0.250	7.180	6.880	2010/07/16	250,000,000	2010/02/17
60601	HK Bank	TCH R Bull CBBC Aug 2010 A	0.270	112 per 100 units	118 per 100 units	2010/08/20	200,000,000	2010/02/17
60606	HK Bank	TCH R Bear CBBC Jun 2010 A	0.350	173 per 100 units	168 per 100 units	2010/06/25	200,000,000	2010/02/17
60619	KBC Fin Products Int'l Ltd.	CP&CC R Bull CBBC Jul 2010 A	0.250	4.280	4.780	2010/07/15	308,000,000	2010/02/17
60620	KBC Fin Products Int'l Ltd.	CP&CC R Bull CBBC Jul 2010 B	0.250	4.580	5.180	2010/07/05	308,000,000	2010/02/17
60623	KBC Fin Products Int'l Ltd.	CP&CC R Bear CBBC Jun 2010 B	0.250	7.380	6.780	2010/06/15	200,000,000	2010/02/17
60624	KBC Fin Products Int'l Ltd.	CP&CC R Bear CBBC Jul 2010 C	0.250	7.780	7.180	2010/07/07	200,000,000	2010/02/17
60621	KBC Fin Products Int'l Ltd.	HSI R Bear CBBC Jun 2010 L	0.250	20,100 per 12,000 units	19,600 per 12,000 units	2010/06/29	248,000,000	2010/02/17



**Newly listed callable bull/bear contracts (continued)**

Code	Issuer	Name of issue	Issue prices (HK\$)	Strike price (HKD) / Strike level per 10 units	Call price (HKD) / Call level per 10 units	Expiry date	No. of issue (units)	Listing date
60622	KBC Fin Products Int'l Ltd.	TCH R Bear CBBC Jun 2010 C	0.300	163 per 100 units	155 per 100 units	2010/06/18	100,000,000	2010/02/17
60668	CC Rabobank B.A.	HSI R Bull CBBC Aug 2010 A	0.250	18,100 per 12,000 units	18,600 per 12,000 units	2010/08/30	200,000,000	2010/02/17
60659	CC Rabobank B.A.	HSI R Bull CBBC Aug 2010 B	0.250	18,300 per 12,000 units	18,800 per 12,000 units	2010/08/30	200,000,000	2010/02/17
60663	CC Rabobank B.A.	HSI R Bear CBBC Aug 2010 C	0.250	20,300 per 12,000 units	19,800 per 12,000 units	2010/08/30	200,000,000	2010/02/17
60664	CC Rabobank B.A.	HSI R Bear CBBC Aug 2010 D	0.250	20,700 per 12,000 units	20,200 per 12,000 units	2010/08/30	200,000,000	2010/02/17
60665	CC Rabobank B.A.	HSI R Bear CBBC Aug 2010 E	0.250	21,100 per 12,000 units	20,600 per 12,000 units	2010/08/30	200,000,000	2010/02/17
60644	RB of Scotland N.V.	HSBC R Bull CBBC Jun 2010 C	0.250	66.88 per 100 units	72.88 per 100 units	2010/06/11	80,000,000	2010/02/17
60649	RB of Scotland N.V.	HSBC R Bear CBBC Jun 2010 D	0.250	93.88 per 100 units	87.88 per 100 units	2010/06/11	80,000,000	2010/02/17
60645	RB of Scotland N.V.	HSI R Bear CBBC Jun 2010 X	0.250	20,700 per 13,000 units	20,200 per 13,000 units	2010/06/29	250,000,000	2010/02/17
60613	SGA Societe Generale Acceptance N.V.	HSI R Bull CBBC Jul10N	0.250	19,100 per 12,000 units	19,600 per 12,000 units	2010/07/29	300,000,000	2010/02/17
60596	SGA Societe Generale Acceptance N.V.	HSI R Bull CBBC Aug10V	0.265	16,700 per 15,000 units	17,200 per 15,000 units	2010/08/30	300,000,000	2010/02/17
60597	SGA Societe Generale Acceptance N.V.	HSI R Bull CBBC Aug10W	0.325	16,800 per 12,000 units	17,300 per 12,000 units	2010/08/30	300,000,000	2010/02/17
60598	SGA Societe Generale Acceptance N.V.	HSI R Bull CBBC Aug10X	0.375	16,900 per 10,000 units	17,400 per 10,000 units	2010/08/30	300,000,000	2010/02/17
60599	SGA Societe Generale Acceptance N.V.	HSI R Bear CBBC Aug10Y	0.250	20,200 per 10,000 units	19,700 per 10,000 units	2010/08/30	300,000,000	2010/02/17
60625	UBS AG	BOCL R Bull CBBC Jul 2010 D	0.250	2.380	2.880	2010/07/12	100,000,000	2010/02/17
60611	UBS AG	China Life R Bull CBBC Jun 2010 E	0.250	31.880	32.880	2010/06/07	200,000,000	2010/02/17
60626	UBS AG	China Life R Bear CBBC May 2010 M	0.250	33.880	32.880	2010/05/17	200,000,000	2010/02/17
60612	UBS AG	A50 China R Bear CBBC May 2010 K	0.250	13.380	12.880	2010/05/31	200,000,000	2010/02/17
60627	UBS AG	HKEEx R Bear CBBC Jun 2010 J	0.250	134.88 per 100 units	128.88 per 100 units	2010/06/14	200,000,000	2010/02/17
60614	UBS AG	HSI R Bull CBBC May 2010 Q	0.250	19,000 per 10,000 units	19,500 per 10,000 units	2010/05/28	300,000,000	2010/02/17
60631	UBS AG	HSI R Bull CBBC Jul 2010 J	0.280	16,800 per 10,000 units	17,300 per 10,000 units	2010/07/29	300,000,000	2010/02/17
60632	UBS AG	HSI R Bull CBBC Jul 2010 Z	0.250	17,200 per 10,000 units	17,700 per 10,000 units	2010/07/29	300,000,000	2010/02/17
60610	UBS AG	HSI R Bull CBBC Aug 2010 D	0.250	19,100 per 12,000 units	19,600 per 12,000 units	2010/08/30	300,000,000	2010/02/17
60633	UBS AG	HSI R Bull CBBC Aug 2010 G	0.250	16,900 per 12,000 units	17,400 per 12,000 units	2010/08/30	300,000,000	2010/02/17
60634	UBS AG	HSI R Bull CBBC Aug 2010 K	0.250	17,400 per 10,000 units	17,900 per 10,000 units	2010/08/30	300,000,000	2010/02/17
60635	UBS AG	HSI R Bull CBBC Sep 2010 K	0.300	16,600 per 10,000 units	17,100 per 10,000 units	2010/09/29	300,000,000	2010/02/17
60636	UBS AG	HSI R Bull CBBC Sep 2010 L	0.250	17,100 per 12,000 units	17,600 per 12,000 units	2010/09/29	300,000,000	2010/02/17
60637	UBS AG	HSI R Bull CBBC Oct 2010 I	0.250	17,000 per 15,000 units	17,500 per 15,000 units	2010/10/28	300,000,000	2010/02/17
60638	UBS AG	HSI R Bull CBBC Nov 2010 A	0.510	14,500 per 10,000 units	15,000 per 10,000 units	2010/11/29	300,000,000	2010/02/17
60639	UBS AG	HSI R Bear CBBC Jun 2010 X	0.250	20,100 per 12,000 units	19,600 per 12,000 units	2010/06/29	300,000,000	2010/02/17
60640	UBS AG	HSI R Bear CBBC Jul 2010 M	0.250	20,600 per 10,000 units	20,100 per 10,000 units	2010/07/29	300,000,000	2010/02/17
60642	UBS AG	HSI R Bear CBBC Aug 2010 F	0.250	20,700 per 12,000 units	20,200 per 12,000 units	2010/08/30	300,000,000	2010/02/17
60641	UBS AG	HSI R Bear CBBC Aug 2010 H	0.250	20,400 per 10,000 units	19,900 per 10,000 units	2010/08/30	300,000,000	2010/02/17
60643	UBS AG	HSI R Bear CBBC Sep 2010 M	0.250	20,500 per 15,000 units	20,000 per 15,000 units	2010/09/29	300,000,000	2010/02/17
60628	UBS AG	ICBC R Bull CBBC Jul 2010 A	0.250	3.480	3.880	2010/07/05	100,000,000	2010/02/17
60629	UBS AG	ICBC R Bear CBBC Jun 2010 G	0.250	6.280	5.880	2010/06/14	100,000,000	2010/02/17
60660	BOCI Asia Ltd.	HSI R Bull CBBC May 2010 C	0.250	18,300 per 10,000 units	18,800 per 10,000 units	2010/05/28	100,000,000	2010/02/18
60666	BOCI Asia Ltd.	HSI R Bear CBBC May 2010 D	0.250	20,700 per 10,000 units	20,200 per 10,000 units	2010/05/28	100,000,000	2010/02/18
60675	Credit Suisse AG	HKEEx R Bear CBBC Jun 2010 G	0.250	144 per 100 units	138 per 100 units	2010/06/28	100,000,000	2010/02/18
60684	Credit Suisse AG	HSI R Bull CBBC Jul 2010 M	0.250	19,200 per 15,000 units	19,700 per 15,000 units	2010/07/29	210,000,000	2010/02/18
60668	Deutsche Bank AG	HSI R Bull CBBC Jul 2010 V	0.260	19,000 per 12,000 units	19,500 per 12,000 units	2010/07/29	300,000,000	2010/02/18
60683	Deutsche Bank AG	HSI R Bear CBBC Jun 2010 H	0.250	20,400 per 12,000 units	19,900 per 12,000 units	2010/06/29	300,000,000	2010/02/18
60669	Deutsche Bank AG	HSI R Bear CBBC Jun 2010 Q	0.250	20,100 per 12,000 units	19,600 per 12,000 units	2010/06/29	300,000,000	2010/02/18

## Newly listed callable bull/bear contracts (continued)

Code	Issuer	Name of issue	Issue prices (HK\$)	Strike price (HKD) / Strike level per 10 units	Call price (HKD) / Call level per 10 units	Expiry date	No. of issue (units)	Listing date
60662	HK Bank	PetCh R Bull CBBC Jun 2010 A	0.250	6.980	7.280	2010/06/28	150,000,000	2010/02/18
60667	HK Bank	PetCh R Bear CBBC Jun 2010 B	0.250	10.580	10.280	2010/06/28	150,000,000	2010/02/18
60691	KBC Fin Products Int'l Ltd.	Ch Mobile R Bull CBBC May 10D	0.250	69.28 per 100 units	73.28 per 100 units	2010/05/18	108,000,000	2010/02/18
60674	KBC Fin Products Int'l Ltd.	CP&CC R Bull CBBC May 2010 C	0.250	5.080	5.580	2010/05/18	278,000,000	2010/02/18
60698	KBC Fin Products Int'l Ltd.	HKEx R Bear CBBC Jun 2010 C	0.250	144 per 100 units	138 per 100 units	2010/06/15	158,000,000	2010/02/18
60692	KBC Fin Products Int'l Ltd.	HSBC R Bull CBBC Jun 2010 B	0.250	71 per 100 units	76 per 100 units	2010/06/18	158,000,000	2010/02/18
60693	KBC Fin Products Int'l Ltd.	HSBC R Bull CBBC Jul 2010 B	0.250	66 per 100 units	71 per 100 units	2010/07/02	158,000,000	2010/02/18
60694	KBC Fin Products Int'l Ltd.	HSBC R Bull CBBC Aug 2010 A	0.250	61 per 100 units	66 per 100 units	2010/08/02	158,000,000	2010/02/18
60697	KBC Fin Products Int'l Ltd.	HSBC R Bear CBBC Jun 2010 C	0.250	92 per 100 units	87 per 100 units	2010/06/18	158,000,000	2010/02/18
60699	KBC Fin Products Int'l Ltd.	HSI R Bull CBBC May 2010 U	0.250	19,000 per 10,000 units	19,500 per 10,000 units	2010/05/28	248,000,000	2010/02/18
60695	KBC Fin Products Int'l Ltd.	Petrochina R Bull CBBC Jun10A	0.250	6.780	7.280	2010/06/18	80,000,000	2010/02/18
60696	KBC Fin Products Int'l Ltd.	Petrochina R Bull CBBC Jun10B	0.250	7.400	7.900	2010/06/01	80,000,000	2010/02/18
60661	Macquarie Bank Ltd.	HSI R Bull CBBC Jun 2010 D	0.250	17,800 per 12,000 units	18,400 per 12,000 units	2010/06/29	400,000,000	2010/02/18
60686	CC Rabobank B.A.	HSI R Bull CBBC Aug 2010 F	0.250	17,100 per 12,000 units	17,600 per 12,000 units	2010/08/30	200,000,000	2010/02/18
60687	CC Rabobank B.A.	HSI R Bull CBBC Aug 2010 G	0.250	17,300 per 12,000 units	17,800 per 12,000 units	2010/08/30	200,000,000	2010/02/18
60688	CC Rabobank B.A.	HSI R Bull CBBC Aug 2010 H	0.250	17,500 per 12,000 units	18,000 per 12,000 units	2010/08/30	200,000,000	2010/02/18
60689	CC Rabobank B.A.	HSI R Bull CBBC Aug 2010 I	0.250	17,700 per 12,000 units	18,200 per 12,000 units	2010/08/30	200,000,000	2010/02/18
60690	CC Rabobank B.A.	HSI R Bull CBBC Aug 2010 J	0.250	17,900 per 12,000 units	18,400 per 12,000 units	2010/08/30	200,000,000	2010/02/18
60676	UBS AG	BankComm R Bull CBBC Jun 2010 G	0.250	5.780	6.380	2010/06/21	100,000,000	2010/02/18
60672	UBS AG	Sinopec Corp R Bull CBBC Jun 2010 H	0.250	5.280	5.680	2010/06/14	100,000,000	2010/02/18
60673	UBS AG	Sinopec Corp R Bull CBBC Jul 2010 C	0.250	4.280	4.680	2010/07/05	100,000,000	2010/02/18
60681	UBS AG	A50 China R Bull CBBC Jun 2010 E	0.250	12.380	12.880	2010/06/14	200,000,000	2010/02/18
60677	UBS AG	HKEx R Bull CBBC Jun 2010 K	0.280	97.88 per 100 units	103.88 per 100 units	2010/06/28	200,000,000	2010/02/18
60671	UBS AG	HSBC R Bull CBBC Jun 2010 K	0.250	73.88 per 100 units	78.88 per 100 units	2010/06/14	200,000,000	2010/02/18
60679	UBS AG	HSBC R Bear CBBC Jun 2010 L	0.250	83.88 per 100 units	78.88 per 100 units	2010/06/14	200,000,000	2010/02/18
60685	UBS AG	HSI R Bull CBBC Jun 2010 Q	0.250	19,200 per 10,000 units	19,700 per 10,000 units	2010/06/29	300,000,000	2010/02/18
60670	UBS AG	HSI R Bull CBBC Sep 2010 N	0.250	19,000 per 15,000 units	19,500 per 15,000 units	2010/09/29	300,000,000	2010/02/18
60682	UBS AG	HSI R Bear CBBC Oct 2010 J	0.250	20,300 per 38,000 units	19,800 per 38,000 units	2010/10/28	400,000,000	2010/02/18
60678	UBS AG	TCH R Bull CBBC Jul 2010 B	0.340	100.88 per 100 units	108.88 per 100 units	2010/07/12	100,000,000	2010/02/18
60680	UBS AG	TCH R Bear CBBC Jun 2010 X	0.250	151.88 per 100 units	143.88 per 100 units	2010/06/14	100,000,000	2010/02/18
60708	Credit Suisse AG	HKEx R Bull CBBC Sep 2010 A	0.250	104 per 100 units	110 per 100 units	2010/09/27	100,000,000	2010/02/19
60707	Credit Suisse AG	HSBC R Bull CBBC Sep 2010 A	0.250	55 per 100 units	60 per 100 units	2010/09/27	100,000,000	2010/02/19
60706	Credit Suisse AG	HSI R Bull CBBC Dec 2010 E	0.250	15,700 per 38,000 units	16,300 per 38,000 units	2010/12/30	190,000,000	2010/02/19
60710	Credit Suisse AG	HSI R Bear CBBC Dec 2010 F	0.250	21,900 per 38,000 units	21,300 per 38,000 units	2010/12/30	190,000,000	2010/02/19
60714	Deutsche Bank AG	HSI R Bull CBBC Jun 2010 T	0.250	19,400 per 12,000 units	19,900 per 12,000 units	2010/06/29	300,000,000	2010/02/19
60717	Goldman Sachs SP (Asia)	HSI R Bull CBBC Jul 2010 K	0.250	19,100 per 15,000 units	19,600 per 15,000 units	2010/07/29	200,000,000	2010/02/19
60718	Goldman Sachs SP (Asia)	HSI R Bull CBBC Jul 2010 L	0.250	19,300 per 12,000 units	19,800 per 12,000 units	2010/07/29	200,000,000	2010/02/19
60715	KBC Fin Products Int'l Ltd.	HSI R Bull CBBC May 2010 V	0.250	19,200 per 12,000 units	19,700 per 12,000 units	2010/05/28	248,000,000	2010/02/19
60716	KBC Fin Products Int'l Ltd.	HSI R Bull CBBC May 2010 W	0.250	19,400 per 10,000 units	19,900 per 10,000 units	2010/05/28	208,000,000	2010/02/19
60705	SGA Societe Generale Acceptance N.V.	A50 R Bull CBBC Jul10E	0.250	10.500	11.000	2010/07/28	150,000,000	2010/02/19
60701	SGA Societe Generale Acceptance N.V.	HSBC R Bull CBBC Jul10A	0.250	61 per 100 units	65 per 100 units	2010/07/28	300,000,000	2010/02/19
60702	SGA Societe Generale Acceptance N.V.	HSBC R Bull CBBC Jul10B	0.250	66 per 100 units	70 per 100 units	2010/07/28	300,000,000	2010/02/19
60703	SGA Societe Generale Acceptance N.V.	HSBC R Bear CBBC Jul10C	0.250	95 per 100 units	90 per 100 units	2010/07/28	300,000,000	2010/02/19

## Newly listed callable bull/bear contracts (continued)

Code	Issuer	Name of issue	Issue prices (HK\$)	Strike price (HKD) / Strike level per 10 units	Call price (HKD) / Call level per 10 units	Expiry date	No. of issue (units)	Listing date
60704	SGA Societe Generale Acceptance N.V.	HSBC R Bear CBBC Jul10D	0.250	100 per 100 units	95 per 100 units	2010/07/28	300,000,000	2010/02/19
60700	SGA Societe Generale Acceptance N.V.	HSI R Bull CBBC Jul10F	0.250	19,000 per 10,000 units	19,500 per 10,000 units	2010/07/29	300,000,000	2010/02/19
60713	UBS AG	China Mobile R Bear CBBC Jun 2010 D	0.250	80.88 per 100 units	76.88 per 100 units	2010/06/14	200,000,000	2010/02/19
60709	UBS AG	HSI R Bull CBBC Aug 2010 W	0.250	19,400 per 10,000 units	19,900 per 10,000 units	2010/08/30	300,000,000	2010/02/19
60711	UBS AG	HSI R Bull CBBC Oct 2010 K	0.250	19,300 per 38,000 units	19,800 per 38,000 units	2010/10/28	400,000,000	2010/02/19
60712	UBS AG	TCH R Bull CBBC Jun 2010 Y	0.250	125.88 per 100 units	133.88 per 100 units	2010/06/28	100,000,000	2010/02/19
60727	BNP Paribas Arbit Issu B.V.	HSI R Bull CBBC Jul 2010 I	0.250	19,100 per 10,000 units	19,600 per 10,000 units	2010/07/29	300,000,000	2010/02/22
60728	BNP Paribas Arbit Issu B.V.	HSI R Bull CBBC Jul 2010 J	0.250	19,500 per 15,000 units	20,000 per 15,000 units	2010/07/29	300,000,000	2010/02/22
60729	BNP Paribas Arbit Issu B.V.	HSI R Bull CBBC Aug 2010 C	0.250	19,300 per 12,000 units	19,800 per 12,000 units	2010/08/30	300,000,000	2010/02/22
60721	Credit Suisse AG	HSI R Bull CBBC Aug 2010 C	0.250	19,500 per 10,000 units	20,000 per 10,000 units	2010/08/30	200,000,000	2010/02/22
60720	Credit Suisse AG	HSI R Bull CBBC Dec 2010 G	0.250	16,700 per 38,000 units	17,300 per 38,000 units	2010/12/30	190,000,000	2010/02/22
60724	Credit Suisse AG	HSI R Bear CBBC Dec 2010 H	0.250	21,900 per 38,000 units	21,300 per 38,000 units	2010/12/30	190,000,000	2010/02/22
60732	Deutsche Bank AG	China Life R Bull CBBC Jul 2010 I	0.280	32.180	33.180	2010/07/26	150,000,000	2010/02/22
60719	Deutsche Bank AG	HSI R Bull CBBC Jul 2010 W	0.250	19,300 per 12,000 units	19,800 per 12,000 units	2010/07/29	300,000,000	2010/02/22
60723	Deutsche Bank AG	HSI R Bear CBBC Jul 2010 X	0.250	20,500 per 12,000 units	20,000 per 12,000 units	2010/07/29	300,000,000	2010/02/22
60733	Deutsche Bank AG	HSI R Bear CBBC Jul 2010 Y	0.250	20,800 per 12,000 units	20,300 per 12,000 units	2010/07/29	300,000,000	2010/02/22
60730	Goldman Sachs (Asia)	HSI R Bull CBBC Aug 2010 K	0.250	19,500 per 15,000 units	20,000 per 15,000 units	2010/08/30	200,000,000	2010/02/22
60731	Goldman Sachs SP (Asia)	HSI R Bull CBBC Aug 2010 L	0.250	19,700 per 12,000 units	20,200 per 12,000 units	2010/08/30	200,000,000	2010/02/22
60725	UBS AG	HSI R Bull CBBC Jun 2010 S	0.250	19,700 per 12,000 units	20,200 per 12,000 units	2010/06/29	300,000,000	2010/02/22
60726	UBS AG	HSI R Bull CBBC Sep 2010 O	0.250	19,500 per 15,000 units	20,000 per 15,000 units	2010/09/29	300,000,000	2010/02/22
60722	UBS AG	HSI R Bear CBBC May 2010 V	0.250	20,800 per 10,000 units	20,300 per 10,000 units	2010/05/28	300,000,000	2010/02/22
60749	Credit Suisse AG	HSI R Bull CBBC Jul 2010 N	0.250	19,800 per 15,000 units	20,300 per 15,000 units	2010/07/29	210,000,000	2010/02/23
60740	Credit Suisse AG	HSI R Bull CBBC Nov 2010 A	0.250	17,700 per 38,000 units	18,300 per 38,000 units	2010/11/29	190,000,000	2010/02/23
60744	Credit Suisse AG	HSI R Bear CBBC Nov 2010 B	0.250	22,900 per 38,000 units	22,300 per 38,000 units	2010/11/29	190,000,000	2010/02/23
60742	Deutsche Bank AG	China Life R Bull CBBC Jul 2010 J	0.430	31.180	32.180	2010/07/26	150,000,000	2010/02/23
60743	Deutsche Bank AG	China Life R Bull CBBC Jul 2010 K	0.250	33.180	34.180	2010/07/26	150,000,000	2010/02/23
60745	Deutsche Bank AG	Sinopec Corp R Bull CBBC Jul 2010 C	0.250	4.000	4.500	2010/07/28	150,000,000	2010/02/23
60761	Deutsche Bank AG	HSI R Bull CBBC May 2010 A	0.250	19,500 per 12,000 units	20,000 per 12,000 units	2010/05/28	300,000,000	2010/02/23
60746	Deutsche Bank AG	HSI R Bull CBBC Jul 2010 Z	0.250	19,800 per 12,000 units	20,300 per 12,000 units	2010/07/29	300,000,000	2010/02/23
60762	Deutsche Bank AG	HSI R Bear CBBC Jun 2010 I	0.260	20,900 per 12,000 units	20,400 per 12,000 units	2010/06/29	300,000,000	2010/02/23
60747	Deutsche Bank AG	TCH R Bull CBBC Jul 2010 B	0.280	124 per 100 units	131 per 100 units	2010/07/21	150,000,000	2010/02/23
60748	Deutsche Bank AG	TCH R Bull CBBC Jul 2010 C	0.250	131 per 100 units	138 per 100 units	2010/07/21	150,000,000	2010/02/23
60741	KBC Fin Products Int'l Ltd.	HSI R Bull CBBC Jun 2010 M	0.250	19,700 per 10,000 units	20,200 per 10,000 units	2010/06/29	208,000,000	2010/02/23
60763	CC Rabobank B.A.	HSI R Bull CBBC Aug 2010 K	0.250	19,300 per 10,000 units	19,800 per 10,000 units	2010/08/30	200,000,000	2010/02/23
60764	CC Rabobank B.A.	HSI R Bull CBBC Aug 2010 L	0.250	19,700 per 10,000 units	20,200 per 10,000 units	2010/08/30	200,000,000	2010/02/23
60735	SGA Societe Generale Acceptance N.V.	HSI R Bull CBBC Aug10A	0.250	19,400 per 12,000 units	19,900 per 12,000 units	2010/08/30	300,000,000	2010/02/23
60736	SGA Societe Generale Acceptance N.V.	HSI R Bull CBBC Aug10B	0.250	19,500 per 15,000 units	20,000 per 15,000 units	2010/08/30	300,000,000	2010/02/23
60737	SGA Societe Generale Acceptance N.V.	HSI R Bull CBBC Aug10C	0.250	19,600 per 10,000 units	20,100 per 10,000 units	2010/08/30	300,000,000	2010/02/23
60738	SGA Societe Generale Acceptance N.V.	HSI R Bull CBBC Aug10D	0.250	19,700 per 12,000 units	20,200 per 12,000 units	2010/08/30	300,000,000	2010/02/23
60734	SGA Societe Generale Acceptance N.V.	HSI R Bull CBBC Aug10Z	0.250	19,300 per 10,000 units	19,800 per 10,000 units	2010/08/30	300,000,000	2010/02/23
60758	UBS AG	BOCL R Bear CBBC Jul 2010 E	0.250	5.080	4.580	2010/07/05	100,000,000	2010/02/23
60753	UBS AG	China Mobile R Bull CBBC Jun 2010 E	0.250	60.88 per 100 units	64.88 per 100 units	2010/06/28	200,000,000	2010/02/23
60754	UBS AG	China Mobile R Bull CBBC Jun 2010 F	0.250	64.88 per 100 units	68.88 per 100 units	2010/06/14	200,000,000	2010/02/23

## Newly listed callable bull/bear contracts (continued)

Code	Issuer	Name of issue	Issue prices (HK\$)	Strike price (HKD) / Strike level per 10 units	Call price (HKD) / Call level per 10 units	Expiry date	No. of issue (units)	Listing date
60755	UBS AG	Sinopec Corp R Bull CBBC Jun 2010 I	0.250	4.980	5.380	2010/06/21	100,000,000	2010/02/23
60756	UBS AG	Sinopec Corp R Bull CBBC Jul 2010 D	0.250	4.480	4.880	2010/07/05	100,000,000	2010/02/23
60759	UBS AG	HSBC R Bear CBBC Jun 2010 M	0.250	98.88 per 100 units	93.88 per 100 units	2010/06/21	200,000,000	2010/02/23
60750	UBS AG	HSI R Bull CBBC May 2010 X	0.250	19,800 per 10,000 units	20,300 per 10,000 units	2010/05/28	300,000,000	2010/02/23
60751	UBS AG	HSI R Bull CBBC Jul 2010 I	0.250	19,600 per 10,000 units	20,100 per 10,000 units	2010/07/29	300,000,000	2010/02/23
60752	UBS AG	HSI R Bear CBBC Jun 2010 E	0.250	20,900 per 12,000 units	20,400 per 12,000 units	2010/06/29	300,000,000	2010/02/23
60739	UBS AG	HSI R Bear CBBC Sep 2010 P	0.250	20,800 per 38,000 units	20,300 per 38,000 units	2010/09/29	400,000,000	2010/02/23
60760	UBS AG	ICBC R Bear CBBC Jul 2010 B	0.250	7.280	6.880	2010/07/05	100,000,000	2010/02/23
60757	UBS AG	TCH R Bull CBBC Jul 2010 C	0.330	115.88 per 100 units	123.88 per 100 units	2010/07/12	100,000,000	2010/02/23
60782	BNP Paribas Arbit Issu B.V.	HSI R Bull CBBC Jul 2010 K	0.250	19,700 per 10,000 units	20,200 per 10,000 units	2010/07/29	300,000,000	2010/02/24
60783	BNP Paribas Arbit Issu B.V.	HSI R Bull CBBC Aug 2010 D	0.250	19,900 per 12,000 units	20,400 per 12,000 units	2010/08/30	300,000,000	2010/02/24
60775	Credit Suisse AG	HSI R Bull CBBC Aug 2010 E	0.250	20,000 per 15,000 units	20,500 per 15,000 units	2010/08/30	210,000,000	2010/02/24
60771	Credit Suisse AG	HSI R Bear CBBC Aug 2010 D	0.250	21,200 per 15,000 units	20,700 per 15,000 units	2010/08/30	210,000,000	2010/02/24
60795	Deutsche Bank AG	China Mobile R Bear CBBC Jul 2010 B	0.250	89.68 per 100 units	85.68 per 100 units	2010/07/26	150,000,000	2010/02/24
60796	Deutsche Bank AG	A50 China R Bull CBBC Jul 2010 B	0.250	12.180	12.680	2010/07/12	150,000,000	2010/02/24
60776	Deutsche Bank AG	HSI R Bull CBBC Jun 2010 X	0.270	19,900 per 12,000 units	20,400 per 12,000 units	2010/06/29	300,000,000	2010/02/24
60777	Deutsche Bank AG	HSI R Bull CBBC Jun 2010 Y	0.250	20,100 per 12,000 units	20,600 per 12,000 units	2010/06/29	300,000,000	2010/02/24
60773	Deutsche Bank AG	HSI R Bear CBBC Jun 2010 K	0.250	21,200 per 12,000 units	20,700 per 12,000 units	2010/06/29	300,000,000	2010/02/24
60774	Deutsche Bank AG	HSI R Bear CBBC Jul 2010 B	0.250	21,000 per 12,000 units	20,500 per 12,000 units	2010/07/29	300,000,000	2010/02/24
60797	Goldman Sachs SP (Asia)	HSI R Bull CBBC Jul 2010 M	0.250	19,900 per 15,000 units	20,400 per 15,000 units	2010/07/29	200,000,000	2010/02/24
60798	KBC Fin Products Int'l Ltd.	HSI R Bull CBBC Jun 2010 N	0.250	20,000 per 12,000 units	20,500 per 12,000 units	2010/06/29	248,000,000	2010/02/24
60790	RB of Scotland N.V.	HSCEI R Bull CBBC Jun 2010 A	0.250	10,700 per 10,000 units	11,200 per 10,000 units	2010/06/29	250,000,000	2010/02/24
60794	RB of Scotland N.V.	HSI R Bull CBBC Jun 2010 M	0.250	19,700 per 13,000 units	20,200 per 13,000 units	2010/06/29	250,000,000	2010/02/24
60793	RB of Scotland N.V.	HSI R Bull CBBC Jun 2010 O	0.250	19,500 per 13,000 units	20,000 per 13,000 units	2010/06/29	250,000,000	2010/02/24
60791	RB of Scotland N.V.	HSI R Bull CBBC Jun 2010 Y	0.250	19,100 per 10,000 units	19,600 per 10,000 units	2010/06/29	250,000,000	2010/02/24
60792	RB of Scotland N.V.	HSI R Bull CBBC Jun 2010 Z	0.250	19,300 per 13,000 units	19,800 per 13,000 units	2010/06/29	250,000,000	2010/02/24
60765	SGA Societe Generale Acceptance N.V.	CK(H) R Bull CBBC Jul10A	0.250	78 per 100 units	85 per 100 units	2010/07/28	100,000,000	2010/02/24
60766	SGA Societe Generale Acceptance N.V.	CK(H) R Bear CBBC Jul10B	0.250	117 per 100 units	110 per 100 units	2010/07/28	100,000,000	2010/02/24
60767	SGA Societe Generale Acceptance N.V.	CLife R Bull CBBC Jul10E	0.250	32.000	33.000	2010/07/28	100,000,000	2010/02/24
60779	SGA Societe Generale Acceptance N.V.	HSI R Bull CBBC Aug10P	0.250	19,900 per 10,000 units	20,400 per 10,000 units	2010/08/30	300,000,000	2010/02/24
60778	SGA Societe Generale Acceptance N.V.	HSI R Bull CBBC Aug10Q	0.250	19,800 per 15,000 units	20,300 per 15,000 units	2010/08/30	300,000,000	2010/02/24
60780	SGA Societe Generale Acceptance N.V.	HSI R Bull CBBC Aug10R	0.250	20,000 per 12,000 units	20,500 per 12,000 units	2010/08/30	300,000,000	2010/02/24
60781	SGA Societe Generale Acceptance N.V.	HSI R Bull CBBC Aug10U	0.250	20,100 per 15,000 units	20,600 per 15,000 units	2010/08/30	300,000,000	2010/02/24
60768	SGA Societe Generale Acceptance N.V.	HSI R Bear CBBC Jul10G	0.250	20,800 per 10,000 units	20,300 per 10,000 units	2010/07/29	300,000,000	2010/02/24
60769	SGA Societe Generale Acceptance N.V.	HSI R Bear CBBC Jul10Q	0.250	20,900 per 15,000 units	20,400 per 15,000 units	2010/07/29	300,000,000	2010/02/24
60770	SGA Societe Generale Acceptance N.V.	TCH R Bull CBBC Jul10G	0.250	127 per 100 units	135 per 100 units	2010/07/28	100,000,000	2010/02/24
60786	UBS AG	HSCEI R Bull CBBC Jun 2010 K	0.250	10,500 per 20,000 units	11,000 per 20,000 units	2010/06/29	200,000,000	2010/02/24
60785	UBS AG	HSI R Bull CBBC Jun 2010 Z	0.250	20,000 per 15,000 units	20,500 per 15,000 units	2010/06/29	300,000,000	2010/02/24
60784	UBS AG	HSI R Bull CBBC Aug 2010 Z	0.250	20,100 per 12,000 units	20,600 per 12,000 units	2010/08/30	300,000,000	2010/02/24
60788	UBS AG	HSI R Bear CBBC Aug 2010 O	0.290	23,500 per 10,000 units	23,000 per 10,000 units	2010/08/30	300,000,000	2010/02/24
60772	UBS AG	HSI R Bear CBBC Aug 2010 R	0.250	21,000 per 15,000 units	20,500 per 15,000 units	2010/08/30	300,000,000	2010/02/24
60789	UBS AG	HSI R Bear CBBC Oct 2010 L	0.250	23,500 per 15,000 units	23,000 per 15,000 units	2010/10/28	300,000,000	2010/02/24
60787	UBS AG	TCH R Bull CBBC Jun 2010 Z	0.250	135.88 per 100 units	143.88 per 100 units	2010/06/28	100,000,000	2010/02/24

## Newly listed callable bull/bear contracts (continued)

Code	Issuer	Name of issue	Issue prices (HK\$)	Strike price (HKD) / Strike level per 10 units	Call price (HKD) / Call level per 10 units	Expiry date	No. of issue (units)	Listing date
60800	Credit Suisse AG	HSI R Bull CBBC Aug 2010 F	0.250	18,700 per 38,000 units	19,300 per 38,000 units	2010/08/30	190,000,000	2010/02/25
60809	Credit Suisse AG	HSI R Bear CBBC Jul 2010 O	0.250	21,000 per 15,000 units	20,500 per 15,000 units	2010/07/29	210,000,000	2010/02/25
60799	Credit Suisse AG	TCH R Bull CBBC Jul 2010 B	0.250	132 per 100 units	140 per 100 units	2010/07/26	100,000,000	2010/02/25
60811	Goldman Sachs SP (Asia)	HSI R Bear CBBC Jul 2010 N	0.250	21,100 per 12,000 units	20,600 per 12,000 units	2010/07/29	200,000,000	2010/02/25
60810	RB of Scotland N.V.	TCH R Bull CBBC Jun 2010 G	0.250	131.80 per 100 units	138.80 per 100 units	2010/06/18	80,000,000	2010/02/25
60803	UBS AG	China Mobile R Bull CBBC Jun 2010 G	0.250	70.88 per 100 units	74.88 per 100 units	2010/06/28	200,000,000	2010/02/25
60804	UBS AG	Sinopec Corp R Bull CBBC Jun 2010 J	0.250	5.480	5.880	2010/06/21	100,000,000	2010/02/25
60801	UBS AG	HSI R Bull CBBC May 2010 I	0.250	20,000 per 10,000 units	20,500 per 10,000 units	2010/05/28	300,000,000	2010/02/25
60802	UBS AG	HSI R Bull CBBC Nov 2010 B	0.250	19,800 per 38,000 units	20,300 per 38,000 units	2010/11/29	400,000,000	2010/02/25
60805	UBS AG	HSI R Bear CBBC May 2010 U	0.250	21,100 per 12,000 units	20,600 per 12,000 units	2010/05/28	300,000,000	2010/02/25
60806	UBS AG	HSI R Bear CBBC Oct 2010 M	0.270	23,200 per 10,000 units	22,700 per 10,000 units	2010/10/28	300,000,000	2010/02/25
60807	UBS AG	HSI R Bear CBBC Nov 2010 C	0.290	23,400 per 10,000 units	22,900 per 10,000 units	2010/11/29	300,000,000	2010/02/25
60808	UBS AG	HSI R Bear CBBC Dec 2010 A	0.250	23,800 per 38,000 units	23,300 per 38,000 units	2010/12/30	400,000,000	2010/02/25
60834	BNP Paribas Arbit Issu B.V.	HSI R Bear CBBC Jul 2010 L	0.250	20,700 per 12,000 units	20,200 per 12,000 units	2010/07/29	300,000,000	2010/02/26
60835	BNP Paribas Arbit Issu B.V.	HSI R Bear CBBC Jul 2010 M	0.250	21,100 per 10,000 units	20,600 per 10,000 units	2010/07/29	300,000,000	2010/02/26
60836	BNP Paribas Arbit Issu B.V.	HSI R Bear CBBC Aug 2010 E	0.250	20,500 per 10,000 units	20,000 per 10,000 units	2010/08/30	300,000,000	2010/02/26
60837	BNP Paribas Arbit Issu B.V.	HSI R Bear CBBC Aug 2010 F	0.250	20,900 per 15,000 units	20,400 per 15,000 units	2010/08/30	300,000,000	2010/02/26
60817	Credit Suisse AG	HSI R Bear CBBC Jul 2010 P	0.250	20,500 per 10,000 units	20,000 per 10,000 units	2010/07/29	200,000,000	2010/02/26
60816	Deutsche Bank AG	HSI R Bull CBBC Jun 2010 L	0.250	19,700 per 12,000 units	20,200 per 12,000 units	2010/06/29	300,000,000	2010/02/26
60818	Deutsche Bank AG	HSI R Bull CBBC Aug 2010 H	0.270	18,300 per 12,000 units	18,800 per 12,000 units	2010/08/30	300,000,000	2010/02/26
60819	Deutsche Bank AG	HSI R Bull CBBC Aug 2010 I	0.260	18,500 per 12,000 units	19,000 per 12,000 units	2010/08/30	300,000,000	2010/02/26
60820	Deutsche Bank AG	HSI R Bear CBBC Jun 2010 C	0.250	20,600 per 12,000 units	20,100 per 12,000 units	2010/06/29	300,000,000	2010/02/26
60832	Deutsche Bank AG	HSI R Bear CBBC Jun 2010 V	0.250	20,400 per 12,000 units	19,900 per 12,000 units	2010/06/29	300,000,000	2010/02/26
60833	Deutsche Bank AG	ICBC R Bull CBBC Jul 2010 D	0.250	4.280	4.680	2010/07/26	150,000,000	2010/02/26
60828	KBC Fin Products Int'l Ltd.	HSI R Bear CBBC Jun 2010 O	0.250	20,500 per 10,000 units	20,000 per 10,000 units	2010/06/29	208,000,000	2010/02/26
60829	KBC Fin Products Int'l Ltd.	HSI R Bear CBBC Jun 2010 P	0.250	21,000 per 10,000 units	20,500 per 10,000 units	2010/06/29	208,000,000	2010/02/26
60830	CC Rabobank B.A.	HSI R Bear CBBC Aug 2010 M	0.250	20,500 per 10,000 units	20,000 per 10,000 units	2010/08/30	200,000,000	2010/02/26
60831	CC Rabobank B.A.	HSI R Bear CBBC Aug 2010 N	0.250	20,900 per 10,000 units	20,400 per 10,000 units	2010/08/30	200,000,000	2010/02/26
60821	SGA Societe Generale Acceptance N.V.	HSI R Bear CBBC Jul10H	0.250	20,500 per 10,000 units	20,000 per 10,000 units	2010/07/29	300,000,000	2010/02/26
60822	SGA Societe Generale Acceptance N.V.	HSI R Bear CBBC Jul10I	0.250	20,600 per 15,000 units	20,100 per 15,000 units	2010/07/29	300,000,000	2010/02/26
60823	SGA Societe Generale Acceptance N.V.	HSI R Bear CBBC Jul10J	0.250	20,700 per 12,000 units	20,200 per 12,000 units	2010/07/29	300,000,000	2010/02/26
60812	SGA Societe Generale Acceptance N.V.	HSI R Bear CBBC Jul10O	0.250	21,000 per 12,000 units	20,500 per 12,000 units	2010/07/29	300,000,000	2010/02/26
60813	SGA Societe Generale Acceptance N.V.	HSI R Bear CBBC Jul10P	0.250	21,100 per 10,000 units	20,600 per 10,000 units	2010/07/29	300,000,000	2010/02/26
60826	UBS AG	China Life R Bear CBBC Jun 2010 F	0.250	35.880	34.880	2010/06/14	200,000,000	2010/02/26
60814	UBS AG	HSI R Bull CBBC Jun 2010 O	0.250	19,500 per 10,000 units	20,000 per 10,000 units	2010/06/29	300,000,000	2010/02/26
60815	UBS AG	HSI R Bull CBBC Jul 2010 X	0.250	19,900 per 12,000 units	20,400 per 12,000 units	2010/07/29	300,000,000	2010/02/26
60824	UBS AG	HSI R Bear CBBC Jul 2010 O	0.250	20,500 per 15,000 units	20,000 per 15,000 units	2010/07/29	300,000,000	2010/02/26
60825	UBS AG	HSI R Bear CBBC Aug 2010 M	0.250	20,700 per 12,000 units	20,200 per 12,000 units	2010/08/30	300,000,000	2010/02/26
60827	UBS AG	TCH R Bear CBBC Jun 2010 C	0.250	161.88 per 100 units	153.88 per 100 units	2010/06/28	100,000,000	2010/02/26
60848	Credit Suisse AG	HSI R Bear CBBC Jul 2010 Q	0.250	20,800 per 15,000 units	20,300 per 15,000 units	2010/07/29	210,000,000	2010/03/01
60850	Deutsche Bank AG	HSI R Bull CBBC Jul 2010 I	0.250	19,600 per 12,000 units	20,100 per 12,000 units	2010/07/29	300,000,000	2010/03/01
60846	Deutsche Bank AG	HSI R Bear CBBC Jul 2010 A	0.250	20,500 per 12,000 units	20,000 per 12,000 units	2010/07/29	300,000,000	2010/03/01
60847	Deutsche Bank AG	HSI R Bear CBBC Jul 2010 C	0.260	20,800 per 12,000 units	20,300 per 12,000 units	2010/07/29	300,000,000	2010/03/01

## Newly listed callable bull/bear contracts (continued)

Code	Issuer	Name of issue	Issue prices (HK\$)	Strike price (HKD) / Strike level per 10 units	Call price (HKD) / Call level per 10 units	Expiry date	No. of issue (units)	Listing date
60853	Goldman Sachs SP (Asia)	HSI R Bull CBBC Jul 2010 O	0.250	18,100 per 12,000 units	18,600 per 12,000 units	2010/07/29	200,000,000	2010/03/01
60854	Goldman Sachs SP (Asia)	HSI R Bull CBBC Jul 2010 P	0.250	18,300 per 15,000 units	18,800 per 15,000 units	2010/07/29	200,000,000	2010/03/01
60855	Goldman Sachs SP (Asia)	HSI R Bull CBBC Jul 2010 Q	0.250	18,900 per 12,000 units	19,400 per 12,000 units	2010/07/29	200,000,000	2010/03/01
60851	Goldman Sachs SP (Asia)	HSI R Bull CBBC Aug 2010 M	0.250	17,700 per 12,000 units	18,200 per 12,000 units	2010/08/30	200,000,000	2010/03/01
60852	Goldman Sachs SP (Asia)	HSI R Bull CBBC Aug 2010 N	0.250	17,900 per 15,000 units	18,400 per 15,000 units	2010/08/30	200,000,000	2010/03/01
60856	Goldman Sachs SP (Asia)	HSI R Bear CBBC Aug 2010 O	0.300	23,500 per 12,000 units	23,000 per 12,000 units	2010/08/30	200,000,000	2010/03/01
60843	HK Bank	HSI R Bull CBBC Aug 2010 D	0.250	19,300 per 12,000 units	19,800 per 12,000 units	2010/08/30	180,000,000	2010/03/01
60839	SGA Societe Generale Acceptance N.V.	HSI R Bear CBBC Jul10W	0.250	20,400 per 12,000 units	19,900 per 12,000 units	2010/07/29	300,000,000	2010/03/01
60840	SGA Societe Generale Acceptance N.V.	ICBC R Bull CBBC Jul10A	0.250	4.200	4.500	2010/07/28	300,000,000	2010/03/01
60841	SGA Societe Generale Acceptance N.V.	ICBC R Bull CBBC Jul10B	0.250	4.700	5.000	2010/07/28	300,000,000	2010/03/01
60838	SGA Societe Generale Acceptance N.V.	PetCh R Bull CBBC Jul10A	0.250	6.900	7.500	2010/07/28	200,000,000	2010/03/01
60842	SGA Societe Generale Acceptance N.V.	PetCh R Bear CBBC Jul10B	0.250	10.600	10.000	2010/07/28	200,000,000	2010/03/01
60849	UBS AG	HSI R Bull CBBC Sep 2010 Q	0.250	19,400 per 10,000 units	19,900 per 10,000 units	2010/09/29	300,000,000	2010/03/01
60844	UBS AG	HSI R Bear CBBC Jun 2010 L	0.250	20,500 per 10,000 units	20,000 per 10,000 units	2010/06/29	300,000,000	2010/03/01
60845	UBS AG	HSI R Bear CBBC Jul 2010 G	0.250	20,800 per 10,000 units	20,300 per 10,000 units	2010/07/29	300,000,000	2010/03/01
69226 *	Credit Suisse AG	HSBC R Bull CBBC Jun 2010 B	0.149	70 per 100 units	75 per 100 units	2010/06/28	100,000,000	2010/03/01
60880	Barclays Bank plc	HSI R Bull CBBC Sep 2010 A	0.251	19,100 per 10,000 units	19,600 per 10,000 units	2010/09/29	300,000,000	2010/03/02
60881	Barclays Bank plc	HSI R Bear CBBC Jun 2010 A	0.164	22,100 per 12,000 units	21,600 per 12,000 units	2010/06/29	300,000,000	2010/03/02
60882	Barclays Bank plc	HSI R Bear CBBC Jun 2010 B	0.193	22,400 per 12,000 units	21,900 per 12,000 units	2010/06/29	300,000,000	2010/03/02
60883	Barclays Bank plc	HSI R Bear CBBC Jun 2010 C	0.248	22,700 per 12,000 units	22,200 per 12,000 units	2010/06/29	300,000,000	2010/03/02
60884	Barclays Bank plc	HSI R Bear CBBC Sep 2010 B	0.321	21,800 per 12,000 units	21,300 per 12,000 units	2010/09/29	300,000,000	2010/03/02
60885	Credit Suisse AG	HSBC R Bull CBBC Jul 2010 C	0.250	75 per 100 units	80 per 100 units	2010/07/26	100,000,000	2010/03/02
60870	Credit Suisse AG	HSI R Bull CBBC Jul 2010 R	0.250	19,800 per 15,000 units	20,300 per 15,000 units	2010/07/29	210,000,000	2010/03/02
60886	Credit Suisse AG	HSI R Bull CBBC Dec 2010 I	0.250	19,200 per 38,000 units	19,800 per 38,000 units	2010/12/30	190,000,000	2010/03/02
60887	Credit Suisse AG	HSI R Bear CBBC Nov 2010 C	0.250	23,900 per 38,000 units	23,300 per 38,000 units	2010/11/29	190,000,000	2010/03/02
60888	Credit Suisse AG	HSI R Bear CBBC Nov 2010 D	0.300	23,500 per 10,000 units	23,000 per 10,000 units	2010/11/29	200,000,000	2010/03/02
60894	Deutsche Bank AG	China Life R Bull CBBC Aug 2010 B	0.270	33.180	34.180	2010/08/02	150,000,000	2010/03/02
60897	Deutsche Bank AG	HSBC R Bull CBBC Aug 2010 A	0.250	75.88 per 100 units	80.88 per 100 units	2010/08/02	150,000,000	2010/03/02
60895	Deutsche Bank AG	HSI R Bull CBBC Jul 2010 K	0.250	20,000 per 12,000 units	20,500 per 12,000 units	2010/07/29	300,000,000	2010/03/02
60896	Deutsche Bank AG	HSI R Bull CBBC Sep 2010 F	0.250	19,400 per 40,000 units	20,000 per 40,000 units	2010/09/29	300,000,000	2010/03/02
60869	Deutsche Bank AG	HSI R Bear CBBC Jun 2010 P	0.250	20,900 per 12,000 units	20,400 per 12,000 units	2010/06/29	300,000,000	2010/03/02
60891	KBC Fin Products Int'l Ltd.	HSI R Bull CBBC Jun 2010 Q	0.250	19,500 per 10,000 units	20,000 per 10,000 units	2010/06/29	208,000,000	2010/03/02
60859	Merrill Lynch Int'l & Co. C.V.	HSI R Bull CBBC Sep 2010 A	0.300	17,600 per 10,000 units	18,200 per 10,000 units	2010/09/29	100,000,000	2010/03/02
60860	Merrill Lynch Int'l & Co. C.V.	HSI R Bull CBBC Sep 2010 B	0.270	17,900 per 10,000 units	18,500 per 10,000 units	2010/09/29	100,000,000	2010/03/02
60863	Merrill Lynch Int'l & Co. C.V.	HSI R Bull CBBC Sep 2010 C	0.250	18,200 per 10,000 units	18,800 per 10,000 units	2010/09/29	100,000,000	2010/03/02
60864	Merrill Lynch Int'l & Co. C.V.	HSI R Bull CBBC Sep 2010 D	0.250	18,500 per 10,000 units	19,100 per 10,000 units	2010/09/29	100,000,000	2010/03/02
60865	Merrill Lynch Int'l & Co. C.V.	HSI R Bull CBBC Sep 2010 E	0.250	18,900 per 10,000 units	19,500 per 10,000 units	2010/09/29	100,000,000	2010/03/02
60866	Merrill Lynch Int'l & Co. C.V.	HSI R Bull CBBC Sep 2010 F	0.250	19,200 per 10,000 units	19,800 per 10,000 units	2010/09/29	100,000,000	2010/03/02
60867	Merrill Lynch Int'l & Co. C.V.	HSI R Bull CBBC Sep 2010 G	0.250	19,500 per 10,000 units	20,100 per 10,000 units	2010/09/29	100,000,000	2010/03/02
60871	Merrill Lynch Int'l & Co. C.V.	HSI R Bear CBBC Sep 2010 H	0.250	21,000 per 10,000 units	20,400 per 10,000 units	2010/09/29	100,000,000	2010/03/02
60872	Merrill Lynch Int'l & Co. C.V.	HSI R Bear CBBC Sep 2010 I	0.250	21,300 per 10,000 units	20,700 per 10,000 units	2010/09/29	100,000,000	2010/03/02
60873	Merrill Lynch Int'l & Co. C.V.	HSI R Bear CBBC Sep 2010 J	0.250	21,600 per 10,000 units	21,000 per 10,000 units	2010/09/29	100,000,000	2010/03/02
60874	Merrill Lynch Int'l & Co. C.V.	HSI R Bear CBBC Sep 2010 K	0.250	21,900 per 10,000 units	21,300 per 10,000 units	2010/09/29	100,000,000	2010/03/02

## Newly listed callable bull/bear contracts (continued)

Code	Issuer	Name of issue	Issue prices (HK\$)	Strike price (HKD) / Strike level per 10 units	Call price (HKD) / Call level per 10 units	Expiry date	No. of issue (units)	Listing date
60875	Merrill Lynch Int'l & Co. C.V.	HSI R Bear CBBC Sep 2010 L	0.250	22,200 per 10,000 units	21,600 per 10,000 units	2010/09/29	100,000,000	2010/03/02
60876	Merrill Lynch Int'l & Co. C.V.	HSI R Bear CBBC Sep 2010 M	0.250	22,500 per 10,000 units	21,900 per 10,000 units	2010/09/29	100,000,000	2010/03/02
60877	Merrill Lynch Int'l & Co. C.V.	HSI R Bear CBBC Sep 2010 N	0.250	22,700 per 10,000 units	22,100 per 10,000 units	2010/09/29	100,000,000	2010/03/02
60878	Merrill Lynch Int'l & Co. C.V.	HSI R Bear CBBC Sep 2010 O	0.280	23,000 per 10,000 units	22,400 per 10,000 units	2010/09/29	100,000,000	2010/03/02
60892	CC Rabobank B.A.	HSI R Bull CBBC Aug 2010 O	0.250	19,700 per 10,000 units	20,200 per 10,000 units	2010/08/30	200,000,000	2010/03/02
60893	CC Rabobank B.A.	HSI R Bull CBBC Aug 2010 P	0.250	20,100 per 10,000 units	20,600 per 10,000 units	2010/08/30	200,000,000	2010/03/02
60857	RB of Scotland N.V.	Cheung Kong R Bull CBBC Jun 2010 A	0.250	78.88 per 100 units	86.88 per 100 units	2010/06/17	80,000,000	2010/03/02
60861	RB of Scotland N.V.	Cheung Kong R Bear CBBC Jun 2010 B	0.250	114.88 per 100 units	106.88 per 100 units	2010/06/17	80,000,000	2010/03/02
60858	RB of Scotland N.V.	SHK Ppt R Bull CBBC Jun 2010 A	0.250	84.88 per 100 units	92.88 per 100 units	2010/06/17	80,000,000	2010/03/02
60862	RB of Scotland N.V.	SHK Ppt R Bear CBBC Jun 2010 B	0.250	120.88 per 100 units	112.88 per 100 units	2010/06/17	80,000,000	2010/03/02
60868	UBS AG	HSI R Bull CBBC Jun 2010 X	0.250	19,700 per 12,000 units	20,200 per 12,000 units	2010/06/29	300,000,000	2010/03/02
60879	UBS AG	HSI R Bear CBBC Jun 2010 N	0.250	20,900 per 12,000 units	20,400 per 12,000 units	2010/06/29	300,000,000	2010/03/02
60889	UBS AG	HSI R Bear CBBC Jul 2010 N	0.250	21,200 per 10,000 units	20,700 per 10,000 units	2010/07/29	300,000,000	2010/03/02
60890	UBS AG	SHK Ppt R Bull CBBC Jul 2010 C	0.250	90.88 per 100 units	98.88 per 100 units	2010/07/26	100,000,000	2010/03/02
60908	BNP Paribas Arbit Issu B.V.	HSI R Bull CBBC Aug 2010 G	0.250	19,000 per 11,000 units	19,500 per 11,000 units	2010/08/30	300,000,000	2010/03/03
60909	BNP Paribas Arbit Issu B.V.	HSI R Bull CBBC Aug 2010 H	0.250	19,800 per 11,000 units	20,300 per 11,000 units	2010/08/30	300,000,000	2010/03/03
60910	BNP Paribas Arbit Issu B.V.	HSI R Bull CBBC Sep 2010 A	0.250	19,200 per 15,000 units	19,700 per 15,000 units	2010/09/29	300,000,000	2010/03/03
60913	BNP Paribas Arbit Issu B.V.	HSI R Bear CBBC Aug 2010 I	0.250	21,800 per 12,000 units	21,300 per 12,000 units	2010/08/30	300,000,000	2010/03/03
60905	Deutsche Bank AG	HSI R Bull CBBC Jun 2010 M	0.250	20,100 per 12,000 units	20,600 per 12,000 units	2010/06/29	300,000,000	2010/03/03
60904	Deutsche Bank AG	HSI R Bull CBBC Jun 2010 U	0.260	19,900 per 12,000 units	20,400 per 12,000 units	2010/06/29	300,000,000	2010/03/03
60907	Deutsche Bank AG	HSI R Bear CBBC Jul 2010 M	0.250	21,000 per 12,000 units	20,500 per 12,000 units	2010/07/29	300,000,000	2010/03/03
60898	SGA Societe Generale Acceptance NV	HSCEI R Bull CBBC Jul10D	0.250	9,500 per 12,000 units	10,000 per 12,000 units	2010/07/29	200,000,000	2010/03/03
60899	SGA Societe Generale Acceptance NV	HSCEI R Bull CBBC Jul10E	0.250	10,500 per 12,000 units	11,000 per 12,000 units	2010/07/29	200,000,000	2010/03/03
60902	SGA Societe Generale Acceptance NV	HSCEI R Bear CBBC Jul10F	0.250	12,500 per 12,000 units	12,000 per 12,000 units	2010/07/29	200,000,000	2010/03/03
60906	SGA Societe Generale Acceptance N.V.	HSI R Bull CBBC Aug10S	0.250	19,900 per 10,000 units	20,400 per 10,000 units	2010/08/30	300,000,000	2010/03/03
60900	SGA Societe Generale Acceptance N.V.	HSI R Bull CBBC Aug10T	0.250	19,700 per 12,000 units	20,200 per 12,000 units	2010/08/30	300,000,000	2010/03/03
60901	SGA Societe Generale Acceptance N.V.	HSI R Bear CBBC Jul10V	0.250	21,200 per 15,000 units	20,700 per 15,000 units	2010/07/29	300,000,000	2010/03/03
60903	UBS AG	HSI R Bull CBBC Aug 2010 H	0.250	20,000 per 15,000 units	20,500 per 15,000 units	2010/08/30	300,000,000	2010/03/03
60914	BOCI Asia Ltd.	HSI R Bull CBBC Jun 2010 A	0.250	19,100 per 15,000 units	19,600 per 15,000 units	2010/06/29	100,000,000	2010/03/04
60918	BOCI Asia Ltd.	HSI R Bear CBBC Jun 2010 B	0.250	21,800 per 15,000 units	21,300 per 15,000 units	2010/06/29	100,000,000	2010/03/04
60923	Credit Suisse AG	HSI R Bear CBBC Aug 2010 G	0.250	21,000 per 15,000 units	20,500 per 15,000 units	2010/08/30	210,000,000	2010/03/04
60917	Deutsche Bank AG	HSI R Bull CBBC Aug 2010 J	0.250	19,800 per 12,000 units	20,300 per 12,000 units	2010/08/30	300,000,000	2010/03/04
60921	Deutsche Bank AG	HSI R Bear CBBC Aug 2010 K	0.250	21,100 per 12,000 units	20,600 per 12,000 units	2010/08/30	300,000,000	2010/03/04
60911	HK Bank	CC Bank R Bull CBBC Jul 2010 B	0.250	4.580	4.880	2010/07/22	180,000,000	2010/03/04
60915	HK Bank	CC Bank R Bear CBBC Jul 2010 C	0.250	6.800	6.500	2010/07/22	180,000,000	2010/03/04
60919	HK Bank	China Life R Bull CBBC Jul 2010 A	0.640	28.280	29.280	2010/07/22	160,000,000	2010/03/04
60912	HK Bank	China Shenhua R Bull CBBC Sep 2010 A	0.250	24.28 per 100 units	26.28 per 100 units	2010/09/17	120,000,000	2010/03/04
60920	HK Bank	ICBC R Bull CBBC Jun 2010 A	0.250	3.980	4.280	2010/06/18	160,000,000	2010/03/04
60924	KBC Fin Products Int'l Ltd.	HSI R Bull CBBC Jun 2010 R	0.250	19,600 per 12,000 units	20,100 per 12,000 units	2010/06/29	208,000,000	2010/03/04
60925	KBC Fin Products Int'l Ltd.	HSI R Bull CBBC Jun 2010 S	0.250	19,800 per 12,000 units	20,300 per 12,000 units	2010/06/29	248,000,000	2010/03/04
60916	UBS AG	HSI R Bull CBBC Nov 2010 D	0.250	19,800 per 38,000 units	20,300 per 38,000 units	2010/11/29	400,000,000	2010/03/04
60922	UBS AG	HSI R Bear CBBC Aug 2010 F	0.250	21,000 per 15,000 units	20,500 per 15,000 units	2010/08/30	300,000,000	2010/03/04
60931	Credit Suisse AG	China Mobile R Bear CBBC Sep 2010 A	0.315	108 per 100 units	103 per 100 units	2010/09/20	100,000,000	2010/03/05

## Newly listed callable bull/bear contracts (continued)

Code	Issuer	Name of issue	Issue prices (HK\$)	Strike price (HKD) / Strike level per 10 units	Call price (HKD) / Call level per 10 units	Expiry date	No. of issue (units)	Listing date
60929	Credit Suisse AG	HkEx R Bull CBBC Jul 2010 B	0.250	119 per 100 units	125 per 100 units	2010/07/26	100,000,000	2010/03/05
60930	Credit Suisse AG	HSI R Bull CBBC Aug 2010 H	0.250	20,000 per 15,000 units	20,500 per 15,000 units	2010/08/30	210,000,000	2010/03/05
60939	Deutsche Bank AG	China Mobile R Bear CBBC Aug 2010 A	0.250	94.68 per 100 units	90.68 per 100 units	2010/08/02	150,000,000	2010/03/05
60932	Deutsche Bank AG	HSI R Bull CBBC Aug 2010 L	0.250	17,400 per 40,000 units	18,000 per 40,000 units	2010/08/30	300,000,000	2010/03/05
60933	Deutsche Bank AG	HSI R Bear CBBC Aug 2010 M	0.310	23,600 per 12,000 units	23,100 per 12,000 units	2010/08/30	300,000,000	2010/03/05
60934	Deutsche Bank AG	HSI R Bear CBBC Aug 2010 N	0.350	24,000 per 12,000 units	23,500 per 12,000 units	2010/08/30	300,000,000	2010/03/05
60935	Deutsche Bank AG	HSI R Bear CBBC Aug 2010 O	0.380	24,400 per 12,000 units	23,900 per 12,000 units	2010/08/30	300,000,000	2010/03/05
60940	Deutsche Bank AG	Petrochina R Bear CBBC Aug 2010 A	0.340	11.680	11.180	2010/08/02	150,000,000	2010/03/05
60936	SGA Societe Generale Acceptance N.V.	HSI R Bull CBBC Aug10D	0.250	20,000 per 12,000 units	20,500 per 12,000 units	2010/08/30	300,000,000	2010/03/05
60937	SGA Societe Generale Acceptance N.V.	HSI R Bull CBBC Aug10U	0.250	20,100 per 15,000 units	20,600 per 15,000 units	2010/08/30	300,000,000	2010/03/05
60926	SGA Societe Generale Acceptance N.V.	HSI R Bull CBBC Aug10Y	0.250	19,800 per 15,000 units	20,300 per 15,000 units	2010/08/30	300,000,000	2010/03/05
60927	SGA Societe Generale Acceptance N.V.	HSI R Bear CBBC Jul10Y	0.250	20,900 per 15,000 units	20,400 per 15,000 units	2010/07/29	300,000,000	2010/03/05
60938	UBS AG	HSI R Bull CBBC Jun 2010 V	0.250	19,800 per 10,000 units	20,300 per 10,000 units	2010/06/29	300,000,000	2010/03/05
60928	UBS AG	HSI R Bear CBBC Jul 2010 R	0.250	21,100 per 12,000 units	20,600 per 12,000 units	2010/07/29	300,000,000	2010/03/05
60946	Credit Suisse AG	HSI R Bull CBBC Aug 2010 I	0.250	20,200 per 15,000 units	20,700 per 15,000 units	2010/08/30	210,000,000	2010/03/08
60947	Credit Suisse AG	HSI R Bull CBBC Aug 2010 J	0.250	20,500 per 10,000 units	21,000 per 10,000 units	2010/08/30	200,000,000	2010/03/08
60952	Deutsche Bank AG	HSI R Bull CBBC Aug 2010 P	0.270	20,300 per 12,000 units	20,800 per 12,000 units	2010/08/30	300,000,000	2010/03/08
60953	Deutsche Bank AG	HSI R Bull CBBC Aug 2010 Q	0.250	20,500 per 12,000 units	21,000 per 12,000 units	2010/08/30	300,000,000	2010/03/08
60985	Deutsche Bank AG	HSI R Bull CBBC Oct 2010 A	0.250	20,000 per 40,000 units	20,600 per 40,000 units	2010/10/28	300,000,000	2010/03/08
60943	Deutsche Bank AG	HSI R Bear CBBC Jun 2010 Q	0.250	21,200 per 12,000 units	20,700 per 12,000 units	2010/06/29	300,000,000	2010/03/08
60954	Deutsche Bank AG	HSI R Bear CBBC Jul 2010 N	0.260	21,600 per 12,000 units	21,100 per 12,000 units	2010/07/29	300,000,000	2010/03/08
60944	Deutsche Bank AG	HSI R Bear CBBC Jul 2010 U	0.270	21,400 per 12,000 units	20,900 per 12,000 units	2010/07/29	300,000,000	2010/03/08
60968	KBC Fin Products Int'l Ltd.	HSI R Bull CBBC Jun 2010 T	0.250	20,000 per 12,000 units	20,500 per 12,000 units	2010/06/29	158,000,000	2010/03/08
60969	KBC Fin Products Int'l Ltd.	HSI R Bull CBBC Jul 2010 D	0.250	20,200 per 10,000 units	20,700 per 10,000 units	2010/07/29	128,000,000	2010/03/08
60970	KBC Fin Products Int'l Ltd.	HSI R Bull CBBC Jul 2010 E	0.250	20,500 per 10,000 units	21,000 per 10,000 units	2010/07/29	128,000,000	2010/03/08
60973	KBC Fin Products Int'l Ltd.	HSI R Bear CBBC Jun 2010 U	0.250	22,200 per 12,000 units	21,700 per 12,000 units	2010/06/29	158,000,000	2010/03/08
60974	KBC Fin Products Int'l Ltd.	HSI R Bear CBBC Jul 2010 F	0.250	22,400 per 10,000 units	21,900 per 10,000 units	2010/07/29	128,000,000	2010/03/08
60975	KBC Fin Products Int'l Ltd.	HSI R Bear CBBC Jul 2010 G	0.250	22,800 per 10,000 units	22,300 per 10,000 units	2010/07/29	128,000,000	2010/03/08
60976	KBC Fin Products Int'l Ltd.	HSI R Bear CBBC Jul 2010 H	0.250	22,900 per 12,000 units	22,400 per 12,000 units	2010/07/29	158,000,000	2010/03/08
60977	KBC Fin Products Int'l Ltd.	HSI R Bear CBBC Jul 2010 I	0.250	23,300 per 12,000 units	22,800 per 12,000 units	2010/07/29	158,000,000	2010/03/08
60971	KBC Fin Products Int'l Ltd.	HSI R Bear CBBC Aug 2010 G	0.250	22,600 per 15,000 units	22,100 per 15,000 units	2010/08/30	158,000,000	2010/03/08
60972	KBC Fin Products Int'l Ltd.	HSI R Bear CBBC Aug 2010 H	0.250	23,100 per 15,000 units	22,600 per 15,000 units	2010/08/30	158,000,000	2010/03/08
60945	Macquarie Bank Ltd.	HSI R Bull CBBC Jul 2010 A	0.251	19,400 per 12,000 units	20,000 per 12,000 units	2010/07/29	300,000,000	2010/03/08
60980	RB of Scotland N.V.	China Mobile R Bull CBBC Jun 2010 A	0.250	66.28 per 100 units	70.28 per 100 units	2010/06/21	80,000,000	2010/03/08
60979	RB of Scotland N.V.	COVS R Bull CBBC Jun 2010 A	0.268	13.880	15.080	2010/06/28	80,000,000	2010/03/08
60983	RB of Scotland N.V.	COVS R Bear CBBC Jun 2010 B	0.294	19.280	18.080	2010/06/28	80,000,000	2010/03/08
60978	RB of Scotland N.V.	HSI R Bull CBBC Jun 2010 H	0.250	19,900 per 10,000 units	20,400 per 10,000 units	2010/06/29	250,000,000	2010/03/08
60982	RB of Scotland N.V.	ICBC R Bear CBBC Jun 2010 C	0.250	6.480	6.080	2010/06/23	80,000,000	2010/03/08
60981	RB of Scotland N.V.	Jiangxi Copper R Bull CBBC Jun 2010 A	0.251	14.280	15.480	2010/06/17	80,000,000	2010/03/08
60984	RB of Scotland N.V.	PetCh R Bear CBBC Jun 2010 C	0.250	10.680	9.880	2010/06/22	80,000,000	2010/03/08
60948	SGA Societe Generale Acceptance N.V.	HSI R Bull CBBC Jul10Q	0.250	20,500 per 10,000 units	21,000 per 10,000 units	2010/07/29	300,000,000	2010/03/08
60950	SGA Societe Generale Acceptance N.V.	HSI R Bull CBBC Aug10P	0.250	20,300 per 12,000 units	20,800 per 12,000 units	2010/08/30	300,000,000	2010/03/08
60951	SGA Societe Generale Acceptance N.V.	HSI R Bull CBBC Aug10Q	0.250	20,400 per 15,000 units	20,900 per 15,000 units	2010/08/30	300,000,000	2010/03/08



## Newly listed callable bull/bear contracts (continued)

Code	Issuer	Name of issue	Issue prices (HK\$)	Strike price (HKD) / Strike level per 10 units	Call price (HKD) / Call level per 10 units	Expiry date	No. of issue (units)	Listing date
60949	SGA Societe Generale Acceptance N.V.	HSI R Bull CBBC Aug10R	0.250	20,200 per 10,000 units	20,700 per 10,000 units	2010/08/30	300,000,000	2010/03/08
60955	UBS AG	BOCL R Bull CBBC Jul 2010 F	0.250	2.880	3.380	2010/07/12	100,000,000	2010/03/08
60967	UBS AG	BYD Company R Bull CBBC Jun 2010 C	0.250	50.88 per 100 units	55.88 per 100 units	2010/06/21	100,000,000	2010/03/08
60956	UBS AG	CC Bank R Bull CBBC Jul 2010 D	0.250	5.480	5.880	2010/07/19	100,000,000	2010/03/08
60957	UBS AG	China Life R Bull CBBC Jun 2010 G	0.250	32.880	33.880	2010/06/21	200,000,000	2010/03/08
60963	UBS AG	A50 China R Bull CBBC Jun 2010 F	0.250	12.380	12.880	2010/06/21	200,000,000	2010/03/08
60958	UBS AG	HKEx R Bull CBBC Jun 2010 L	0.250	122.88 per 100 units	128.88 per 100 units	2010/06/21	200,000,000	2010/03/08
60959	UBS AG	HSBC R Bull CBBC Jun 2010 N	0.250	78.88 per 100 units	83.88 per 100 units	2010/06/28	200,000,000	2010/03/08
60964	UBS AG	HSI R Bull CBBC Jun 2010 E	0.250	20,500 per 10,000 units	21,000 per 10,000 units	2010/06/29	300,000,000	2010/03/08
60965	UBS AG	HSI R Bull CBBC Sep 2010 S	0.250	20,100 per 12,000 units	20,600 per 12,000 units	2010/09/29	300,000,000	2010/03/08
60941	UBS AG	HSI R Bear CBBC Jun 2010 S	0.250	21,300 per 12,000 units	20,800 per 12,000 units	2010/06/29	300,000,000	2010/03/08
60942	UBS AG	HSI R Bear CBBC Sep 2010 R	0.250	21,500 per 15,000 units	21,000 per 15,000 units	2010/09/29	300,000,000	2010/03/08
60960	UBS AG	Hutchison R Bull CBBC Jun 2010 F	0.250	47.88 per 100 units	52.88 per 100 units	2010/06/14	100,000,000	2010/03/08
60961	UBS AG	ICBC R Bull CBBC Jun 2010 H	0.250	4.780	5.180	2010/06/28	100,000,000	2010/03/08
60962	UBS AG	Jiangxi Copper R Bull CBBC Jun 2010 H	0.335	13.380	14.880	2010/06/21	100,000,000	2010/03/08
60966	UBS AG	Jiangxi Copper R Bear CBBC Jun 2010 I	0.370	20.380	18.880	2010/06/21	100,000,000	2010/03/08
60986	Barclays Bank plc	HSI R Bull CBBC Aug 2010 A	0.234	18,500 per 12,000 units	19,000 per 12,000 units	2010/08/30	300,000,000	2010/03/09
60987	Barclays Bank plc	HSI R Bull CBBC Sep 2010 C	0.265	19,400 per 12,000 units	19,900 per 12,000 units	2010/09/29	300,000,000	2010/03/09
60988	Barclays Bank plc	HSI R Bull CBBC Sep 2010 D	0.250	19,700 per 12,000 units	20,200 per 12,000 units	2010/09/29	300,000,000	2010/03/09
61003	Deutsche Bank AG	HKEx R Bear CBBC Jul 2010 G	0.360	166.18 per 100 units	160.18 per 100 units	2010/07/26	150,000,000	2010/03/09
61004	Deutsche Bank AG	HSBC R Bear CBBC Jul 2010 F	0.250	90.88 per 100 units	85.88 per 100 units	2010/07/26	150,000,000	2010/03/09
60999	Deutsche Bank AG	HSI R Bull CBBC Jul 2010 O	0.250	20,400 per 12,000 units	20,900 per 12,000 units	2010/07/29	300,000,000	2010/03/09
61000	Deutsche Bank AG	HSI R Bull CBBC Aug 2010 R	0.310	19,400 per 10,000 units	19,900 per 10,000 units	2010/08/30	300,000,000	2010/03/09
61001	Deutsche Bank AG	HSI R Bull CBBC Aug 2010 S	0.250	19,900 per 10,000 units	20,400 per 10,000 units	2010/08/30	300,000,000	2010/03/09
61002	Deutsche Bank AG	HSI R Bear CBBC Sep 2010 G	0.320	23,800 per 12,000 units	23,300 per 12,000 units	2010/09/29	300,000,000	2010/03/09
61005	Deutsche Bank AG	TCH R Bull CBBC Jul 2010 D	0.250	138 per 100 units	145 per 100 units	2010/07/26	150,000,000	2010/03/09
61006	KBC Fin Products Int'l Ltd.	HSI R Bull CBBC Jun 2010 V	0.250	18,900 per 10,000 units	19,400 per 10,000 units	2010/06/29	128,000,000	2010/03/09
61007	KBC Fin Products Int'l Ltd.	HSI R Bull CBBC Jun 2010 W	0.250	19,300 per 10,000 units	19,800 per 10,000 units	2010/06/29	128,000,000	2010/03/09
61008	KBC Fin Products Int'l Ltd.	HSI R Bull CBBC Jun 2010 X	0.250	19,700 per 10,000 units	20,200 per 10,000 units	2010/06/29	128,000,000	2010/03/09
61009	KBC Fin Products Int'l Ltd.	HSI R Bull CBBC Jul 2010 J	0.250	19,400 per 12,000 units	19,900 per 12,000 units	2010/07/29	158,000,000	2010/03/09
61010	KBC Fin Products Int'l Ltd.	HSI R Bull CBBC Jul 2010 K	0.250	19,900 per 15,000 units	20,400 per 15,000 units	2010/07/29	158,000,000	2010/03/09
61011	KBC Fin Products Int'l Ltd.	HSI R Bull CBBC Jul 2010 L	0.250	20,300 per 12,000 units	20,800 per 12,000 units	2010/07/29	158,000,000	2010/03/09
61012	KBC Fin Products Int'l Ltd.	HSI R Bull CBBC Aug 2010 I	0.250	18,100 per 15,000 units	18,600 per 15,000 units	2010/08/30	158,000,000	2010/03/09
61013	KBC Fin Products Int'l Ltd.	HSI R Bull CBBC Aug 2010 J	0.250	18,700 per 12,000 units	19,200 per 12,000 units	2010/08/30	158,000,000	2010/03/09
61014	KBC Fin Products Int'l Ltd.	HSI R Bull CBBC Aug 2010 K	0.250	19,100 per 15,000 units	19,600 per 15,000 units	2010/08/30	158,000,000	2010/03/09
60989	RB of Scotland N.V.	DJIA R Bull CBBC Jun 2010 E	0.346	9,100 per 30,000 units	9,500 per 30,000 units	2010/06/18	40,000,000	2010/03/09
60997	UBS AG	BYD Company R Bear CBBC Jul 2010 A	0.250	83.88 per 100 units	78.88 per 100 units	2010/07/12	100,000,000	2010/03/09
60995	UBS AG	COVS R Bull CBBC Jun 2010 E	0.250	13.880	14.880	2010/06/21	100,000,000	2010/03/09
60993	UBS AG	HSBC R Bull CBBC Jun 2010 O	0.250	71.38 per 100 units	76.38 per 100 units	2010/06/21	200,000,000	2010/03/09
60994	UBS AG	HSBC R Bull CBBC Jul 2010 A	0.250	58.88 per 100 units	63.88 per 100 units	2010/07/05	200,000,000	2010/03/09
60998	UBS AG	HSBC R Bear CBBC Jun 2010 P	0.250	88.88 per 100 units	83.88 per 100 units	2010/06/21	200,000,000	2010/03/09
60990	UBS AG	HSCEI R Bull CBBC Jul 2010 B	0.250	10,800 per 12,000 units	11,300 per 12,000 units	2010/07/29	200,000,000	2010/03/09
60991	UBS AG	HSI R Bull CBBC Jul 2010 T	0.250	20,300 per 12,000 units	20,800 per 12,000 units	2010/07/29	300,000,000	2010/03/09

## Newly listed callable bull/bear contracts (continued)

Code	Issuer	Name of issue	Issue prices (HK\$)	Strike price (HKD) / Strike level per 10 units	Call price (HKD) / Call level per 10 units	Expiry date	No. of issue (units)	Listing date
60992	UBS AG	HSI R Bear CBBC Jun 2010 Z	0.250	21,500 per 10,000 units	21,000 per 10,000 units	2010/06/29	300,000,000	2010/03/09
60996	UBS AG	TCH R Bull CBBC Jul 2010 D	0.250	140.88 per 100 units	148.88 per 100 units	2010/07/05	100,000,000	2010/03/09
61024	BNP Paribas Arbit Issu B.V.	HSI R Bull CBBC Aug 2010 J	0.250	20,000 per 15,000 units	20,500 per 15,000 units	2010/08/30	300,000,000	2010/03/10
61028	BNP Paribas Arbit Issu B.V.	HSI R Bear CBBC Aug 2010 K	0.250	22,400 per 12,000 units	21,900 per 12,000 units	2010/08/30	300,000,000	2010/03/10
61023	Deutsche Bank AG	HSI R Bear CBBC Aug 2010 T	0.250	21,500 per 12,000 units	21,000 per 12,000 units	2010/08/30	300,000,000	2010/03/10
61015	HK Bank	HSI R Bull CBBC Jul 2010 N	0.250	19,800 per 10,000 units	20,300 per 10,000 units	2010/07/29	120,000,000	2010/03/10
61016	HK Bank	HSI R Bull CBBC Jul 2010 O	0.250	20,300 per 15,000 units	20,800 per 15,000 units	2010/07/29	120,000,000	2010/03/10
61017	SGA Societe Generale Acceptance N.V.	HSI R Bear CBBC Jun10X	0.250	21,500 per 15,000 units	21,000 per 15,000 units	2010/06/29	300,000,000	2010/03/10
61018	SGA Societe Generale Acceptance N.V.	HSI R Bear CBBC Sep10A	0.290	23,600 per 15,000 units	23,100 per 15,000 units	2010/09/29	300,000,000	2010/03/10
61019	SGA Societe Generale Acceptance N.V.	HSI R Bear CBBC Sep10B	0.375	23,700 per 12,000 units	23,200 per 12,000 units	2010/09/29	300,000,000	2010/03/10
61020	SGA Societe Generale Acceptance N.V.	HSI R Bear CBBC Sep10C	0.460	23,800 per 10,000 units	23,300 per 10,000 units	2010/09/29	300,000,000	2010/03/10
61021	SGA Societe Generale Acceptance N.V.	HSI R Bear CBBC Sep10D	0.315	23,900 per 15,000 units	23,400 per 15,000 units	2010/09/29	300,000,000	2010/03/10
61022	SGA Societe Generale Acceptance N.V.	HSI R Bear CBBC Sep10E	0.405	24,000 per 12,000 units	23,500 per 12,000 units	2010/09/29	300,000,000	2010/03/10
61025	UBS AG	Sinopec Corp R Bull CBBC Jun 2010 K	0.250	5.580	5.980	2010/06/28	100,000,000	2010/03/10
61027	UBS AG	HSI R Bull CBBC Jul 2010 M	0.250	20,000 per 10,000 units	20,500 per 10,000 units	2010/07/29	300,000,000	2010/03/10
61029	UBS AG	HSI R Bear CBBC Aug 2010 C	0.250	21,400 per 10,000 units	20,900 per 10,000 units	2010/08/30	300,000,000	2010/03/10
61026	UBS AG	TCH R Bull CBBC Jul 2010 E	0.250	145.88 per 100 units	153.88 per 100 units	2010/07/05	100,000,000	2010/03/10
60126*	HK Bank	Sinopec Corp R Bull CBBC Sep 2010 B	0.083	5.280	5.580	2010/09/17	160,000,000	2010/03/10
61039	Credit Suisse AG	China Mobile R Bear CBBC Aug 2010 A	0.250	83 per 100 units	78 per 100 units	2010/08/23	100,000,000	2010/03/11
61040	Credit Suisse AG	HSI R Bear CBBC Aug 2010 K	0.250	21,200 per 15,000 units	20,700 per 15,000 units	2010/08/30	210,000,000	2010/03/11
61030	Deutsche Bank AG	China Mobile R Bull CBBC Aug 2010 B	0.250	61.68 per 100 units	65.68 per 100 units	2010/08/02	150,000,000	2010/03/11
61031	Deutsche Bank AG	China Mobile R Bear CBBC Jul 2010 C	0.250	84.68 per 100 units	80.68 per 100 units	2010/07/26	150,000,000	2010/03/11
61032	Deutsche Bank AG	HSI R Bull CBBC Jul 2010 Y	0.250	20,200 per 12,000 units	20,700 per 12,000 units	2010/07/29	300,000,000	2010/03/11
61033	Deutsche Bank AG	HSI R Bull CBBC Oct 2010 B	0.250	18,400 per 40,000 units	19,000 per 40,000 units	2010/10/28	300,000,000	2010/03/11
61043	Deutsche Bank AG	HSI R Bear CBBC Aug 2010 U	0.250	21,100 per 12,000 units	20,600 per 12,000 units	2010/08/30	300,000,000	2010/03/11
61042	KBC Fin Products Int'l Ltd.	HSI R Bear CBBC Jun 2010 Y	0.250	21,500 per 12,000 units	21,000 per 12,000 units	2010/06/29	158,000,000	2010/03/11
61041	CC Rabobank B.A.	HSI R Bear CBBC Aug 2010 Q	0.250	21,300 per 10,000 units	20,800 per 10,000 units	2010/08/30	200,000,000	2010/03/11
61038	UBS AG	China Mobile R Bear CBBC Jul 2010 A	0.250	80.88 per 100 units	76.88 per 100 units	2010/07/12	200,000,000	2010/03/11
61034	UBS AG	HSI R Bull CBBC Jul 2010 L	0.250	20,200 per 10,000 units	20,700 per 10,000 units	2010/07/29	300,000,000	2010/03/11
61035	UBS AG	HSI R Bear CBBC Aug 2010 W	0.250	22,100 per 12,000 units	21,600 per 12,000 units	2010/08/30	300,000,000	2010/03/11
61036	UBS AG	HSI R Bear CBBC Sep 2010 T	0.250	22,700 per 12,000 units	22,200 per 12,000 units	2010/09/29	300,000,000	2010/03/11
61037	UBS AG	HSI R Bear CBBC Oct 2010 N	0.250	23,300 per 12,000 units	22,800 per 12,000 units	2010/10/28	300,000,000	2010/03/11
61048	Deutsche Bank AG	CNOOC R Bull CBBC Jul 2010 C	0.250	11.080	11.680	2010/07/26	150,000,000	2010/03/12
61049	Deutsche Bank AG	CNOOC R Bear CBBC Jul 2010 D	0.260	13.780	13.180	2010/07/26	150,000,000	2010/03/12
61045	Deutsche Bank AG	HSI R Bear CBBC Aug 2010 V	0.250	21,300 per 12,000 units	20,800 per 12,000 units	2010/08/30	300,000,000	2010/03/12
61050	Deutsche Bank AG	ICBC R Bear CBBC Aug 2010 A	0.250	7.080	6.680	2010/08/02	150,000,000	2010/03/12
61047	CC Rabobank B.A.	HSI R Bull CBBC Aug 2010 R	0.250	20,100 per 10,000 units	20,600 per 10,000 units	2010/08/30	200,000,000	2010/03/12
61046	UBS AG	HSI R Bull CBBC Oct 2010 O	0.250	18,900 per 12,000 units	19,400 per 12,000 units	2010/10/28	300,000,000	2010/03/12
61044	UBS AG	HSI R Bear CBBC Jul 2010 O	0.250	21,100 per 12,000 units	20,600 per 12,000 units	2010/07/29	300,000,000	2010/03/12
61055	Credit Suisse AG	HSI R Bear CBBC Aug 2010 L	0.250	21,500 per 10,000 units	21,000 per 10,000 units	2010/08/30	200,000,000	2010/03/15
61075	Deutsche Bank AG	China Life R Bull CBBC Jul 2010 L	0.280	33.180	34.180	2010/07/26	150,000,000	2010/03/15
61056	Deutsche Bank AG	HSI R Bull CBBC Jul 2010 B	0.250	20,600 per 12,000 units	21,100 per 12,000 units	2010/07/29	300,000,000	2010/03/15
61057	Deutsche Bank AG	HSI R Bull CBBC Aug 2010 W	0.280	20,400 per 10,000 units	20,900 per 10,000 units	2010/08/30	300,000,000	2010/03/15

## Newly listed callable bull/bear contracts (continued)

Code	Issuer	Name of issue	Issue prices (HK\$)	Strike price (HKD) / Strike level per 10 units	Call price (HKD) / Call level per 10 units	Expiry date	No. of issue (units)	Listing date
61076	Deutsche Bank AG	HSI R Bull CBBC Aug 2010 X	0.250	20,700 per 12,000 units	21,188 per 12,000 units	2010/08/30	300,000,000	2010/03/15
61051	Deutsche Bank AG	HSI R Bear CBBC Jul 2010 X	0.250	21,400 per 12,000 units	20,900 per 12,000 units	2010/07/29	300,000,000	2010/03/15
61052	Deutsche Bank AG	HSI R Bear CBBC Jul 2010 Z	0.250	21,700 per 15,000 units	21,100 per 15,000 units	2010/07/29	300,000,000	2010/03/15
61077	Deutsche Bank AG	HSI R Bear CBBC Sep 2010 H	0.250	22,800 per 40,000 units	22,200 per 40,000 units	2010/09/29	300,000,000	2010/03/15
61070	CC Rabobank B.A.	HSI R Bull CBBC Aug 2010 S	0.250	19,100 per 12,000 units	19,600 per 12,000 units	2010/08/30	200,000,000	2010/03/15
61071	CC Rabobank B.A.	HSI R Bull CBBC Aug 2010 T	0.250	19,500 per 12,000 units	20,000 per 12,000 units	2010/08/30	200,000,000	2010/03/15
61072	CC Rabobank B.A.	HSI R Bull CBBC Aug 2010 U	0.250	19,900 per 12,000 units	20,400 per 12,000 units	2010/08/30	200,000,000	2010/03/15
61073	CC Rabobank B.A.	HSI R Bull CBBC Aug 2010 V	0.250	20,300 per 12,000 units	20,800 per 12,000 units	2010/08/30	200,000,000	2010/03/15
61074	CC Rabobank B.A.	HSI R Bull CBBC Aug 2010 W	0.250	20,500 per 10,000 units	21,000 per 10,000 units	2010/08/30	200,000,000	2010/03/15
61059	RB of Scotland N.V.	CCHC R Bull CBBC Jun 2010 C	0.252	8.980	9.980	2010/06/18	80,000,000	2010/03/15
61063	RB of Scotland N.V.	CCHC R Bear CBBC Jun 2010 D	0.250	12.380	11.380	2010/06/18	80,000,000	2010/03/15
61058	RB of Scotland N.V.	DJIA R Bull CBBC Jun 2010 F	0.387	9,600 per 20,000 units	10,000 per 20,000 units	2010/06/18	40,000,000	2010/03/15
61061	RB of Scotland N.V.	A50 China R Bull CBBC Jul 2010 A	0.250	12.320	12.820	2010/07/09	80,000,000	2010/03/15
61062	RB of Scotland N.V.	HSCEI R Bull CBBC Jun 2010 B	0.250	11,100 per 10,000 units	11,600 per 10,000 units	2010/06/29	250,000,000	2010/03/15
61060	RB of Scotland N.V.	SHK Ppt R Bull CBBC Jul 2010 A	0.250	94.88 per 100 units	102.88 per 100 units	2010/07/05	80,000,000	2010/03/15
61064	RB of Scotland N.V.	SHK Ppt R Bear CBBC Jul 2010 B	0.254	130.88 per 100 units	122.88 per 100 units	2010/07/05	80,000,000	2010/03/15
61069	UBS AG	China Mobile R Bull CBBC Jul 2010 B	0.250	66.88 per 100 units	70.88 per 100 units	2010/07/12	200,000,000	2010/03/15
61065	UBS AG	HSCEI R Bull CBBC Jul 2010 C	0.250	11,000 per 20,000 units	11,500 per 20,000 units	2010/07/29	200,000,000	2010/03/15
61066	UBS AG	HSI R Bull CBBC Jul 2010 Y	0.250	20,600 per 10,000 units	21,100 per 10,000 units	2010/07/29	300,000,000	2010/03/15
61053	UBS AG	HSI R Bear CBBC Jun 2010 L	0.250	21,700 per 12,000 units	21,200 per 12,000 units	2010/06/29	300,000,000	2010/03/15
61067	UBS AG	HSI R Bear CBBC Aug 2010 Z	0.250	23,000 per 10,000 units	22,500 per 10,000 units	2010/08/30	300,000,000	2010/03/15
61054	UBS AG	HSI R Bear CBBC Sep 2010 U	0.250	21,500 per 15,000 units	21,000 per 15,000 units	2010/09/29	300,000,000	2010/03/15
61068	UBS AG	HSI R Bear CBBC Sep 2010 V	0.250	22,500 per 10,000 units	22,000 per 10,000 units	2010/09/29	300,000,000	2010/03/15
61078	Barclays Bank plc	HSI R Bull CBBC Jun 2010 D	0.153	19,300 per 13,000 units	19,800 per 13,000 units	2010/06/29	300,000,000	2010/03/16
61079	Barclays Bank plc	HSI R Bull CBBC Jun 2010 E	0.150	19,800 per 10,000 units	20,300 per 10,000 units	2010/06/29	300,000,000	2010/03/16
61080	Barclays Bank plc	HSI R Bull CBBC Aug 2010 B	0.181	19,500 per 10,000 units	20,000 per 10,000 units	2010/08/30	300,000,000	2010/03/16
61081	Barclays Bank plc	HSI R Bull CBBC Sep 2010 E	0.250	20,000 per 12,000 units	20,500 per 12,000 units	2010/09/29	300,000,000	2010/03/16
61082	Barclays Bank plc	HSI R Bear CBBC Jun 2010 F	0.159	22,800 per 12,000 units	22,300 per 12,000 units	2010/06/29	300,000,000	2010/03/16
61087	Credit Suisse AG	China Life R Bull CBBC Aug 2010 A	0.490	31.800	33.000	2010/08/23	100,000,000	2010/03/16
61088	Credit Suisse AG	A50 China R Bull CBBC Aug 2010 A	0.250	12.400	13.000	2010/08/23	100,000,000	2010/03/16
61089	Credit Suisse AG	TCH R Bull CBBC Aug 2010 A	0.250	142 per 100 units	150 per 100 units	2010/08/23	100,000,000	2010/03/16
61094	Deutsche Bank AG	China Life R Bull CBBC Jul 2010 M	0.280	34.180	35.180	2010/07/26	150,000,000	2010/03/16
61084	Deutsche Bank AG	HSI R Bear CBBC Jul 2010 C	0.250	22,800 per 12,000 units	22,300 per 12,000 units	2010/07/29	300,000,000	2010/03/16
61083	Deutsche Bank AG	HSI R Bear CBBC Jul 2010 H	0.250	21,700 per 12,000 units	21,200 per 12,000 units	2010/07/29	300,000,000	2010/03/16
61085	Deutsche Bank AG	HSI R Bear CBBC Aug 2010 Y	0.270	23,000 per 12,000 units	22,500 per 12,000 units	2010/08/30	300,000,000	2010/03/16
61086	Deutsche Bank AG	HSI R Bear CBBC Sep 2010 I	0.290	23,200 per 12,000 units	22,700 per 12,000 units	2010/09/29	300,000,000	2010/03/16
61097	KBC Fin Products Int'l Ltd.	CP&CC R Bull CBBC Jul 2010 D	0.250	5.500	6.000	2010/07/15	80,000,000	2010/03/16
61098	KBC Fin Products Int'l Ltd.	HKEx R Bull CBBC Jun 2010 D	0.250	122.88 per 100 units	128.88 per 100 units	2010/06/17	58,000,000	2010/03/16
61095	KBC Fin Products Int'l Ltd.	HSI R Bull CBBC Aug 2010 L	0.250	20,700 per 12,000 units	21,200 per 12,000 units	2010/08/30	158,000,000	2010/03/16
61096	KBC Fin Products Int'l Ltd.	HSI R Bear CBBC Jul 2010 M	0.250	21,800 per 12,000 units	21,300 per 12,000 units	2010/07/29	158,000,000	2010/03/16
61099	KBC Fin Products Int'l Ltd.	SHK Ppt R Bull CBBC Jul 2010 A	0.250	95.88 per 100 units	103.88 per 100 units	2010/07/15	48,000,000	2010/03/16
61100	KBC Fin Products Int'l Ltd.	SHK Ppt R Bear CBBC Aug 2010 A	0.310	144.88 per 100 units	136.88 per 100 units	2010/08/02	48,000,000	2010/03/16
61101	KBC Fin Products Int'l Ltd.	TCH R Bull CBBC Jun 2010 D	0.250	142 per 100 units	150 per 100 units	2010/06/18	58,000,000	2010/03/16

## Newly listed callable bull/bear contracts (continued)

Code	Issuer	Name of issue	Issue prices (HK\$)	Strike price (HKD) / Strike level per 10 units	Call price (HKD) / Call level per 10 units	Expiry date	No. of issue (units)	Listing date
61102	KBC Fin Products Int'l Ltd.	TCH R Bull CBBC Jul 2010 A	0.290	132 per 100 units	140 per 100 units	2010/07/08	58,000,000	2010/03/16
61093	UBS AG	China Life R Bull CBBC Jul 2010 C	0.275	33.880	34.880	2010/07/12	200,000,000	2010/03/16
61090	UBS AG	HSI R Bull CBBC Jun 2010 J	0.250	20,700 per 12,000 units	21,200 per 12,000 units	2010/06/29	300,000,000	2010/03/16
61091	UBS AG	HSI R Bull CBBC Aug 2010 R	0.250	20,400 per 10,000 units	20,900 per 10,000 units	2010/08/30	300,000,000	2010/03/16
61092	UBS AG	HSI R Bear CBBC Sep 2010 W	0.250	24,000 per 15,000 units	23,500 per 15,000 units	2010/09/29	300,000,000	2010/03/16
61123	Deutsche Bank AG	China Life R Bull CBBC Aug 2010 C	0.250	35.180	36.180	2010/08/09	150,000,000	2010/03/17
61121	Deutsche Bank AG	HSI R Bear CBBC Jul 2010 A	0.250	22,300 per 12,000 units	21,800 per 12,000 units	2010/07/29	300,000,000	2010/03/17
61122	Deutsche Bank AG	HSI R Bear CBBC Jul 2010 M	0.410	24,200 per 12,000 units	23,700 per 12,000 units	2010/07/29	300,000,000	2010/03/17
61103	RB of Scotland N.V.	BYD Company R Bull CBBC Jul 2010 A	0.250	52.08 per 100 units	57.08 per 100 units	2010/07/08	80,000,000	2010/03/17
61104	RB of Scotland N.V.	BYD Company R Bull CBBC Jul 2010 B	0.251	55.08 per 100 units	60.08 per 100 units	2010/07/08	80,000,000	2010/03/17
61107	RB of Scotland N.V.	BYD Company R Bear CBBC Jul 2010 C	0.250	77.08 per 100 units	72.08 per 100 units	2010/07/08	80,000,000	2010/03/17
61108	RB of Scotland N.V.	BYD Company R Bear CBBC Jul 2010 D	0.250	80.08 per 100 units	75.08 per 100 units	2010/07/08	80,000,000	2010/03/17
61105	RB of Scotland N.V.	TCH R Bull CBBC Jun 2010 H	0.250	136.80 per 100 units	143.80 per 100 units	2010/06/28	80,000,000	2010/03/17
61106	RB of Scotland N.V.	TCH R Bull CBBC Jun 2010 I	0.250	141.80 per 100 units	148.80 per 100 units	2010/06/28	80,000,000	2010/03/17
61119	SGA Societe Generale Acceptance N.V.	HSI R Bull CBBC Sep10F	0.250	20,600 per 12,000 units	21,100 per 12,000 units	2010/09/29	300,000,000	2010/03/17
61120	SGA Societe Generale Acceptance N.V.	HSI R Bull CBBC Sep10G	0.250	20,700 per 10,000 units	21,200 per 10,000 units	2010/09/29	300,000,000	2010/03/17
61118	UBS AG	China Mobile R Bear CBBC Jul 2010 C	0.250	88.88 per 100 units	84.88 per 100 units	2010/07/26	200,000,000	2010/03/17
61112	UBS AG	CCHC R Bull CBBC Jun 2010 A	0.250	9.130	10.130	2010/06/21	100,000,000	2010/03/17
61117	UBS AG	CCHC R Bear CBBC Jul 2010 D	0.275	13.380	12.380	2010/07/12	100,000,000	2010/03/17
61113	UBS AG	China Life R Bull CBBC Jul 2010 D	0.250	34.880	35.880	2010/07/19	200,000,000	2010/03/17
61114	UBS AG	CNOOC R Bull CBBC Jul 2010 A	0.250	11.080	11.880	2010/07/19	100,000,000	2010/03/17
61109	UBS AG	A50 China R Bull CBBC Jul 2010 C	0.250	12.630	13.130	2010/07/26	200,000,000	2010/03/17
61110	UBS AG	HSCEI R Bull CBBC Aug 2010 A	0.250	11,300 per 12,000 units	11,800 per 12,000 units	2010/08/30	200,000,000	2010/03/17
61111	UBS AG	HSI R Bear CBBC Oct 2010 P	0.250	24,300 per 38,000 units	23,800 per 38,000 units	2010/10/28	400,000,000	2010/03/17
61115	UBS AG	SHK Ppt R Bull CBBC Jul 2010 D	0.250	95.88 per 100 units	103.88 per 100 units	2010/07/05	100,000,000	2010/03/17
61116	UBS AG	SHK Ppt R Bull CBBC Jul 2010 E	0.250	100.88 per 100 units	108.88 per 100 units	2010/07/26	100,000,000	2010/03/17
61124	BOCI Asia Ltd.	HSI R Bear CBBC Jun 2010 C	0.250	22,500 per 15,000 units	22,000 per 15,000 units	2010/06/29	100,000,000	2010/03/18
61125	Deutsche Bank AG	HSI R Bear CBBC Sep 2010 J	0.250	21,800 per 12,000 units	21,300 per 12,000 units	2010/09/29	300,000,000	2010/03/18
61126	Macquarie Bank Ltd.	HSI R Bear CBBC Jun 2010 E	0.250	23,000 per 12,000 units	22,500 per 12,000 units	2010/06/29	300,000,000	2010/03/18
61127	Macquarie Bank Ltd.	HSI R Bear CBBC Jul 2010 B	0.276	23,500 per 12,000 units	23,000 per 12,000 units	2010/07/29	300,000,000	2010/03/18
61128	UBS AG	BYD Company R Bull CBBC Aug 2010 A	0.250	58.88 per 100 units	63.88 per 100 units	2010/08/09	100,000,000	2010/03/18
61131	UBS AG	China Life R Bear CBBC Jul 2010 E	0.570	41.880	40.880	2010/07/19	200,000,000	2010/03/18
61133	UBS AG	A50 China R Bear CBBC Jul 2010 D	0.320	16.380	15.880	2010/07/26	200,000,000	2010/03/18
61129	UBS AG	HSBC R Bull CBBC Aug 2010 A	0.250	68.88 per 100 units	73.88 per 100 units	2010/08/16	200,000,000	2010/03/18
61132	UBS AG	HSI R Bull CBBC Sep 2010 X	0.250	20,500 per 15,000 units	21,000 per 15,000 units	2010/09/29	300,000,000	2010/03/18
61134	UBS AG	HSI R Bull CBBC Nov 2010 E	0.250	20,300 per 38,000 units	20,800 per 38,000 units	2010/11/29	400,000,000	2010/03/18
61135	UBS AG	HSI R Bear CBBC Aug 2010 M	0.250	21,800 per 10,000 units	21,300 per 10,000 units	2010/08/30	300,000,000	2010/03/18
61136	UBS AG	HSI R Bear CBBC Sep 2010 Y	0.250	22,200 per 10,000 units	21,700 per 10,000 units	2010/09/29	300,000,000	2010/03/18
61130	UBS AG	TCH R Bull CBBC Jul 2010 F	0.250	150.88 per 100 units	158.88 per 100 units	2010/07/12	100,000,000	2010/03/18
61144	Deutsche Bank AG	CC Bank R Bear CBBC Aug 2010 A	0.270	8.680	8.180	2010/08/16	150,000,000	2010/03/19
61145	Deutsche Bank AG	China Life R Bear CBBC Aug 2010 D	0.820	43.680	42.680	2010/08/16	150,000,000	2010/03/19
61146	Deutsche Bank AG	Sinopec Corp R Bear CBBC Aug 2010 A	0.250	8.500	8.000	2010/08/16	150,000,000	2010/03/19
61141	Deutsche Bank AG	HSI R Bull CBBC Oct 2010 C	0.250	18,900 per 40,000 units	19,500 per 40,000 units	2010/10/28	300,000,000	2010/03/19

## Newly listed callable bull/bear contracts (continued)

Code	Issuer	Name of issue	Issue prices (HK\$)	Strike price (HKD) / Strike level per 10 units	Call price (HKD) / Call level per 10 units	Expiry date	No. of issue (units)	Listing date
61147	Deutsche Bank AG	ICBC R Bear CBBC Aug 2010 B	0.250	8.080	7.680	2010/08/16	150,000,000	2010/03/19
61138	SGA Societe Generale Acceptance N.V.	CMob R Bull CBBC Jun10E	0.250	69 per 100 units	72 per 100 units	2010/06/30	300,000,000	2010/03/19
61139	SGA Societe Generale Acceptance N.V.	CMob R Bull CBBC Aug10A	0.250	63 per 100 units	66 per 100 units	2010/08/30	300,000,000	2010/03/19
61137	SGA Societe Generale Acceptance N.V.	CLife R Bear CBBC Jul10F	0.690	43.000	42.000	2010/07/28	100,000,000	2010/03/19
61140	SGA Societe Generale Acceptance N.V.	HSI R Bear CBBC Jun10P	0.250	21,800 per 15,000 units	21,300 per 15,000 units	2010/06/29	300,000,000	2010/03/19
61142	UBS AG	BYD Company R Bear CBBC Aug 2010 B	0.250	88.88 per 100 units	83.88 per 100 units	2010/08/16	100,000,000	2010/03/19
61143	UBS AG	HSI R Bear CBBC Nov 2010 F	0.250	21,800 per 38,000 units	21,300 per 38,000 units	2010/11/29	400,000,000	2010/03/19
61151	BNP Paribas Arbit Issu B.V.	HSI R Bull CBBC Sep 2010 B	0.350	19,600 per 5,000 units	20,100 per 5,000 units	2010/09/29	300,000,000	2010/03/22
61156	BNP Paribas Arbit Issu B.V.	HSI R Bear CBBC Sep 2010 C	0.350	22,800 per 5,000 units	22,300 per 5,000 units	2010/09/29	300,000,000	2010/03/22
61152	Credit Suisse AG	HSI R Bull CBBC Aug 2010 M	0.250	20,500 per 13,000 units	21,000 per 13,000 units	2010/08/30	195,000,000	2010/03/22
61153	Deutsche Bank AG	HSI R Bull CBBC Aug 2010 Z	0.250	20,500 per 12,000 units	21,000 per 12,000 units	2010/08/30	300,000,000	2010/03/22
61164	Deutsche Bank AG	HSI R Bear CBBC Jul 2010 U	0.250	21,700 per 15,000 units	21,100 per 15,000 units	2010/07/29	300,000,000	2010/03/22
61165	Deutsche Bank AG	TCH R Bull CBBC Jul 2010 E	0.250	153 per 100 units	160 per 100 units	2010/07/26	150,000,000	2010/03/22
61176	KBC Fin Products Int'l Ltd.	SHK Ppt R Bear CBBC Aug 2010 B	0.250	136.88 per 100 units	128.88 per 100 units	2010/08/18	48,000,000	2010/03/22
61174	KBC Fin Products Int'l Ltd.	TCH R Bull CBBC Jul 2010 B	0.250	152 per 100 units	160 per 100 units	2010/07/15	58,000,000	2010/03/22
61178	KBC Fin Products Int'l Ltd.	TCH R Bear CBBC Jul 2010 C	0.250	188 per 100 units	180 per 100 units	2010/07/15	58,000,000	2010/03/22
61179	KBC Fin Products Int'l Ltd.	TCH R Bear CBBC Jul 2010 D	0.300	195 per 100 units	187 per 100 units	2010/07/08	48,000,000	2010/03/22
61175	KBC Fin Products Int'l Ltd.	TCH R Bear CBBC Sep 2010 A	0.370	203 per 100 units	195 per 100 units	2010/09/01	48,000,000	2010/03/22
61168	RB of Scotland N.V.	CNOOC R Bull CBBC Jul 2010 A	0.250	10.880	11.680	2010/07/12	80,000,000	2010/03/22
61150	RB of Scotland N.V.	DJIA R Bull CBBC Sep 2010 A	0.250	9,350 per 60,000 units	9,750 per 60,000 units	2010/09/17	40,000,000	2010/03/22
61154	RB of Scotland N.V.	DJIA R Bear CBBC Sep 2010 B	0.250	11,650 per 60,000 units	11,250 per 60,000 units	2010/09/17	40,000,000	2010/03/22
61155	RB of Scotland N.V.	DJIA R Bear CBBC Sep 2010 C	0.341	11,900 per 30,000 units	11,500 per 30,000 units	2010/09/17	40,000,000	2010/03/22
61171	RB of Scotland N.V.	HKEx R Bear CBBC Jul 2010 A	0.250	146.80 per 100 units	140.80 per 100 units	2010/07/19	80,000,000	2010/03/22
61167	RB of Scotland N.V.	HSI R Bull CBBC Oct 2010 A	0.251	19,100 per 30,000 units	19,600 per 30,000 units	2010/10/28	250,000,000	2010/03/22
61170	RB of Scotland N.V.	HSI R Bear CBBC Oct 2010 B	0.250	22,500 per 30,000 units	22,000 per 30,000 units	2010/10/28	250,000,000	2010/03/22
61166	RB of Scotland N.V.	Nikkei 225 R Bull CBBC Sep 2010 A	0.250	9,600 per 1,000 units	10,000 per 1,000 units	2010/09/10	40,000,000	2010/03/22
61169	RB of Scotland N.V.	Nikkei 225 R Bear CBBC Sep 2010 B	0.251	11,900 per 1,000 units	11,500 per 1,000 units	2010/09/10	40,000,000	2010/03/22
61172	RB of Scotland N.V.	TCH R Bear CBBC Jul 2010 A	0.250	185.80 per 100 units	178.80 per 100 units	2010/07/05	80,000,000	2010/03/22
61173	RB of Scotland N.V.	TCH R Bear CBBC Jul 2010 B	0.252	190.80 per 100 units	183.80 per 100 units	2010/07/05	80,000,000	2010/03/22
61157	SGA Societe Generale Acceptance N.V.	HSI R Bull CBBC Sep10H	0.250	20,500 per 10,000 units	21,000 per 10,000 units	2010/09/29	300,000,000	2010/03/22
61158	SGA Societe Generale Acceptance N.V.	HSI R Bear CBBC Jun10H	0.250	21,600 per 10,000 units	21,100 per 10,000 units	2010/06/29	300,000,000	2010/03/22
61159	SGA Societe Generale Acceptance N.V.	HSI R Bear CBBC Jun10R	0.250	21,700 per 12,000 units	21,200 per 12,000 units	2010/06/29	300,000,000	2010/03/22
61148	SGA Societe Generale Acceptance N.V.	TCH R Bull CBBC Jul10H	0.300	132 per 100 units	140 per 100 units	2010/07/28	100,000,000	2010/03/22
61149	SGA Societe Generale Acceptance N.V.	TCH R Bull CBBC Jul10I	0.250	137 per 100 units	145 per 100 units	2010/07/28	100,000,000	2010/03/22
61161	UBS AG	A50 China R Bear CBBC Jul 2010 E	0.250	15.380	14.880	2010/07/19	200,000,000	2010/03/22
61162	UBS AG	A50 China R Bear CBBC Aug 2010 A	0.285	15.880	15.380	2010/08/16	200,000,000	2010/03/22
61163	UBS AG	HSI R Bull CBBC Jun 2010 N	0.250	20,500 per 10,000 units	21,000 per 10,000 units	2010/06/29	300,000,000	2010/03/22
61160	UBS AG	TCH R Bear CBBC Aug 2010 A	0.295	191.88 per 100 units	183.88 per 100 units	2010/08/09	100,000,000	2010/03/22
61182	Barclays Bank plc	HSI R Bull CBBC Sep 2010 G	0.250	19,600 per 12,000 units	20,100 per 12,000 units	2010/09/29	300,000,000	2010/03/23
61183	Barclays Bank plc	HSI R Bull CBBC Sep 2010 H	0.250	19,900 per 10,000 units	20,400 per 10,000 units	2010/09/29	300,000,000	2010/03/23
61180	Barclays Bank plc	HSI R Bear CBBC Jun 2010 G	0.181	22,500 per 10,000 units	22,000 per 10,000 units	2010/06/29	300,000,000	2010/03/23
61181	Barclays Bank plc	HSI R Bear CBBC Jun 2010 H	0.177	22,600 per 10,000 units	22,100 per 10,000 units	2010/06/29	300,000,000	2010/03/23
61177	Barclays Bank plc	HSI R Bear CBBC Sep 2010 F	0.250	22,300 per 12,000 units	21,800 per 12,000 units	2010/09/29	300,000,000	2010/03/23

## Newly listed callable bull/bear contracts (continued)

Code	Issuer	Name of issue	Issue prices (HK\$)	Strike price (HKD) / Strike level per 10 units	Call price (HKD) / Call level per 10 units	Expiry date	No. of issue (units)	Listing date
61188	RB of Scotland N.V.	BYD Company R Bull CBBC Jul 2010 E	0.250	61.08 per 100 units	66.08 per 100 units	2010/07/08	80,000,000	2010/03/23
61189	RB of Scotland N.V.	BYD Company R Bull CBBC Jul 2010 F	0.250	64.08 per 100 units	69.08 per 100 units	2010/07/08	80,000,000	2010/03/23
61193	RB of Scotland N.V.	BYD Company R Bear CBBC Jul 2010 G	0.250	86.08 per 100 units	81.08 per 100 units	2010/07/08	80,000,000	2010/03/23
61194	RB of Scotland N.V.	BYD Company R Bear CBBC Jul 2010 H	0.250	89.08 per 100 units	84.08 per 100 units	2010/07/08	80,000,000	2010/03/23
61187	UBS AG	BYD Company R Bull CBBC Aug 2010 C	0.250	63.88 per 100 units	68.88 per 100 units	2010/08/09	100,000,000	2010/03/23
61191	UBS AG	BYD Company R Bear CBBC Aug 2010 D	0.250	93.88 per 100 units	88.88 per 100 units	2010/08/16	100,000,000	2010/03/23
61185	UBS AG	HSI R Bear CBBC Jun 2010 S	0.250	21,600 per 10,000 units	21,100 per 10,000 units	2010/06/29	300,000,000	2010/03/23
61186	UBS AG	HSI R Bear CBBC Jul 2010 G	0.250	22,000 per 10,000 units	21,500 per 10,000 units	2010/07/29	300,000,000	2010/03/23
61184	UBS AG	ICBC R Bull CBBC Jul 2010 C	0.250	5.080	5.480	2010/07/19	100,000,000	2010/03/23
61202	BNP Paribas Arbit Issu B.V.	HSI R Bull CBBC Aug 2010 L	0.250	20,400 per 10,000 units	20,900 per 10,000 units	2010/08/30	300,000,000	2010/03/24
61203	BNP Paribas Arbit Issu B.V.	HSI R Bull CBBC Sep 2010 D	0.250	20,200 per 12,000 units	20,700 per 12,000 units	2010/09/29	300,000,000	2010/03/24
61199	Credit Suisse AG	HSI R Bull CBBC Aug 2010 N	0.250	20,800 per 22,000 units	21,300 per 22,000 units	2010/08/30	220,000,000	2010/03/24
61200	Deutsche Bank AG	HSI R Bull CBBC Aug 2010 D	0.250	20,800 per 12,000 units	21,300 per 12,000 units	2010/08/30	300,000,000	2010/03/24
61201	Deutsche Bank AG	HSI R Bull CBBC Sep 2010 K	0.280	20,600 per 12,000 units	21,100 per 12,000 units	2010/09/29	300,000,000	2010/03/24
61192	Deutsche Bank AG	HSI R Bear CBBC Aug 2010 E	0.250	21,700 per 12,000 units	21,200 per 12,000 units	2010/08/30	300,000,000	2010/03/24
61204	Deutsche Bank AG	HSI R Bear CBBC Aug 2010 K	0.250	21,900 per 12,000 units	21,400 per 12,000 units	2010/08/30	300,000,000	2010/03/24
61213	KBC Fin Products Int'l Ltd.	A50 China R Bull CBBC Aug 10A	0.250	12.500	13.000	2010/08/02	68,000,000	2010/03/24
61208	KBC Fin Products Int'l Ltd.	Geely Auto R Bull CBBC Oct10A	0.250	3.180	3.680	2010/10/08	40,000,000	2010/03/24
61214	KBC Fin Products Int'l Ltd.	HSI R Bull CBBC Jun 2010 Z	0.250	20,500 per 10,000 units	21,000 per 10,000 units	2010/06/29	128,000,000	2010/03/24
61215	KBC Fin Products Int'l Ltd.	HSI R Bull CBBC Jul 2010 O	0.250	20,800 per 12,000 units	21,300 per 12,000 units	2010/07/29	158,000,000	2010/03/24
61216	KBC Fin Products Int'l Ltd.	HSI R Bull CBBC Aug 2010 M	0.250	20,100 per 10,000 units	20,600 per 10,000 units	2010/08/30	128,000,000	2010/03/24
61217	KBC Fin Products Int'l Ltd.	HSI R Bull CBBC Aug 2010 N	0.250	20,400 per 15,000 units	20,900 per 15,000 units	2010/08/30	158,000,000	2010/03/24
61218	KBC Fin Products Int'l Ltd.	HSI R Bear CBBC Jun 2010 C	0.250	23,500 per 10,000 units	23,000 per 10,000 units	2010/06/29	128,000,000	2010/03/24
61198	KBC Fin Products Int'l Ltd.	HSI R Bear CBBC Jul 2010 N	0.250	21,900 per 10,000 units	21,400 per 10,000 units	2010/07/29	128,000,000	2010/03/24
61219	KBC Fin Products Int'l Ltd.	HSI R Bear CBBC Jul 2010 P	0.250	23,200 per 10,000 units	22,700 per 10,000 units	2010/07/29	128,000,000	2010/03/24
61220	KBC Fin Products Int'l Ltd.	HSI R Bear CBBC Jul 2010 Q	0.250	23,700 per 12,000 units	23,200 per 12,000 units	2010/07/29	158,000,000	2010/03/24
61221	KBC Fin Products Int'l Ltd.	HSI R Bear CBBC Jul 2010 R	0.250	24,000 per 12,000 units	23,500 per 12,000 units	2010/07/29	158,000,000	2010/03/24
61224	KBC Fin Products Int'l Ltd.	HSI R Bear CBBC Aug 2010 O	0.250	23,400 per 15,000 units	22,900 per 15,000 units	2010/08/30	158,000,000	2010/03/24
61225	KBC Fin Products Int'l Ltd.	HSI R Bear CBBC Aug 2010 P	0.250	23,600 per 10,000 units	23,100 per 10,000 units	2010/08/30	128,000,000	2010/03/24
61226	KBC Fin Products Int'l Ltd.	HSI R Bear CBBC Aug 2010 Q	0.290	23,800 per 10,000 units	23,300 per 10,000 units	2010/08/30	128,000,000	2010/03/24
61227	KBC Fin Products Int'l Ltd.	HSI R Bear CBBC Sep 2010 B	0.250	23,900 per 15,000 units	23,400 per 15,000 units	2010/09/29	158,000,000	2010/03/24
61209	KBC Fin Products Int'l Ltd.	Petrochina R Bull CBBC Aug10A	0.250	7.880	8.380	2010/08/18	40,000,000	2010/03/24
61210	KBC Fin Products Int'l Ltd.	Petrochina R Bear CBBC Jul10A	0.250	10.380	9.780	2010/07/15	40,000,000	2010/03/24
61211	KBC Fin Products Int'l Ltd.	Petrochina R Bear CBBC Sep10A	0.250	10.880	10.380	2010/09/16	40,000,000	2010/03/24
61212	KBC Fin Products Int'l Ltd.	SHK Ppt R Bear CBBC Oct 2010 A	0.350	148.88 per 100 units	140.88 per 100 units	2010/10/15	48,000,000	2010/03/24
61206	CC Rabobank B.A.	HSI R Bull CBBC Sep 2010 A	0.250	20,500 per 10,000 units	21,000 per 10,000 units	2010/09/29	200,000,000	2010/03/24
61207	CC Rabobank B.A.	HSI R Bull CBBC Sep 2010 B	0.250	20,700 per 12,000 units	21,200 per 12,000 units	2010/09/29	200,000,000	2010/03/24
61196	SGA Societe Generale Acceptance N.V.	HSI R Bull CBBC Sep10I	0.250	20,700 per 15,000 units	21,200 per 15,000 units	2010/09/29	300,000,000	2010/03/24
61197	SGA Societe Generale Acceptance N.V.	HSI R Bull CBBC Sep10J	0.250	20,800 per 10,000 units	21,300 per 10,000 units	2010/09/29	300,000,000	2010/03/24
61190	SGA Societe Generale Acceptance N.V.	TCH R Bull CBBC Jul10J	0.250	142 per 100 units	150 per 100 units	2010/07/28	100,000,000	2010/03/24
61205	UBS AG	HSI R Bull CBBC Jul 2010 R	0.250	20,800 per 10,000 units	21,300 per 10,000 units	2010/07/29	300,000,000	2010/03/24
61195	UBS AG	HSI R Bear CBBC Jul 2010 N	0.250	21,700 per 12,000 units	21,200 per 12,000 units	2010/07/29	300,000,000	2010/03/24
68858 *	Merrill Lynch Int'l & Co. C.V.	HSI R Bear CBBC Jun 2010 K	0.206	23,300 per 10,000 units	22,700 per 10,000 units	2010/06/29	200,000,000	2010/03/24

## Newly listed callable bull/bear contracts (continued)

Code	Issuer	Name of issue	Issue prices (HK\$)	Strike price (HKD) / Strike level per 10 units	Call price (HKD) / Call level per 10 units	Expiry date	No. of issue (units)	Listing date
61229	Barclays Bank plc	HSI R Bull CBBC Sep 2010 I	0.250	20,100 per 10,000 units	20,600 per 10,000 units	2010/09/29	300,000,000	2010/03/25
61230	Barclays Bank plc	HSI R Bull CBBC Sep 2010 J	0.250	20,200 per 10,000 units	20,700 per 10,000 units	2010/09/29	300,000,000	2010/03/25
61231	Barclays Bank plc	HSI R Bear CBBC Jun 2010 I	0.152	22,900 per 12,000 units	22,400 per 12,000 units	2010/06/29	300,000,000	2010/03/25
61232	Barclays Bank plc	HSI R Bear CBBC Jun 2010 J	0.175	23,100 per 12,000 units	22,600 per 12,000 units	2010/06/29	300,000,000	2010/03/25
61233	Barclays Bank plc	HSI R Bear CBBC Jun 2010 K	0.219	23,200 per 10,000 units	22,700 per 10,000 units	2010/06/29	300,000,000	2010/03/25
61236	RB of Scotland N.V.	HSI R Bull CBBC Jul 2010 A	0.250	20,100 per 13,000 units	20,600 per 13,000 units	2010/07/29	250,000,000	2010/03/25
61237	RB of Scotland N.V.	HSI R Bull CBBC Jul 2010 B	0.250	20,300 per 13,000 units	20,800 per 13,000 units	2010/07/29	250,000,000	2010/03/25
61238	RB of Scotland N.V.	HSI R Bull CBBC Jul 2010 C	0.252	20,500 per 13,000 units	21,000 per 13,000 units	2010/07/29	250,000,000	2010/03/25
61234	UBS AG	China Mobile R Bull CBBC Jul 2010 D	0.250	68.88 per 100 units	72.88 per 100 units	2010/07/26	200,000,000	2010/03/25
61235	UBS AG	HSI R Bull CBBC Aug 2010 Q	0.250	20,700 per 12,000 units	21,200 per 12,000 units	2010/08/30	300,000,000	2010/03/25
61228	UBS AG	HSI R Bear CBBC Sep 2010 Z	0.250	21,900 per 12,000 units	21,400 per 12,000 units	2010/09/29	300,000,000	2010/03/25
61244	Deutsche Bank AG	HSI R Bull CBBC Sep 2010 L	0.250	20,700 per 12,000 units	21,200 per 12,000 units	2010/09/29	300,000,000	2010/03/26
61246	Deutsche Bank AG	HSI R Bull CBBC Sep 2010 N	0.250	20,800 per 10,000 units	21,300 per 10,000 units	2010/09/29	300,000,000	2010/03/26
61248	Deutsche Bank AG	HSI R Bear CBBC Sep 2010 M	0.260	21,800 per 12,000 units	21,300 per 12,000 units	2010/09/29	300,000,000	2010/03/26
61245	SGA Societe Generale Acceptance N.V.	HSI R Bear CBBC Jun10L	0.250	21,800 per 15,000 units	21,300 per 15,000 units	2010/06/29	300,000,000	2010/03/26
61239	UBS AG	BankComm R Bull CBBC Jul 2010 A	0.250	7.280	7.880	2010/07/26	100,000,000	2010/03/26
61242	UBS AG	HSI R Bull CBBC Jun 2010 Z	0.250	20,600 per 10,000 units	21,100 per 10,000 units	2010/06/29	300,000,000	2010/03/26
61243	UBS AG	HSI R Bull CBBC Dec 2010 B	0.250	20,800 per 38,000 units	21,300 per 38,000 units	2010/12/30	400,000,000	2010/03/26
61240	UBS AG	Ping An R Bull CBBC Jul 2010 A	0.250	52.88 per 100 units	58.88 per 100 units	2010/07/19	100,000,000	2010/03/26
61241	UBS AG	TCH R Bear CBBC Aug 2010 B	0.250	171.88 per 100 units	163.88 per 100 units	2010/08/09	100,000,000	2010/03/26
61254	Credit Suisse AG	HSI R Bear CBBC Aug 2010 O	0.250	21,500 per 13,000 units	21,000 per 13,000 units	2010/08/30	195,000,000	2010/03/29
61249	Deutsche Bank AG	HSI R Bull CBBC Aug 2010 T	0.250	20,500 per 10,000 units	21,000 per 10,000 units	2010/08/30	300,000,000	2010/03/29
61259	Deutsche Bank AG	HSI R Bull CBBC Sep 2010 O	0.250	20,400 per 12,000 units	20,900 per 12,000 units	2010/09/29	300,000,000	2010/03/29
61263	Deutsche Bank AG	HSI R Bear CBBC Sep 2010 P	0.270	21,500 per 12,000 units	21,000 per 12,000 units	2010/09/29	300,000,000	2010/03/29
61257	KBC Fin Products Int'l Ltd.	HSI R Bear CBBC Jul 2010 S	0.250	21,700 per 10,000 units	21,200 per 10,000 units	2010/07/29	128,000,000	2010/03/29
61258	KBC Fin Products Int'l Ltd.	HSI R Bear CBBC Aug 2010 R	0.250	21,500 per 12,000 units	21,000 per 12,000 units	2010/08/30	128,000,000	2010/03/29
61260	CC Rabobank B.A.	HSI R Bear CBBC Sep 2010 C	0.250	21,500 per 10,000 units	21,000 per 10,000 units	2010/09/29	200,000,000	2010/03/29
61261	CC Rabobank B.A.	HSI R Bear CBBC Sep 2010 D	0.250	21,700 per 12,000 units	21,200 per 12,000 units	2010/09/29	200,000,000	2010/03/29
61262	CC Rabobank B.A.	HSI R Bear CBBC Sep 2010 E	0.250	21,900 per 10,000 units	21,400 per 10,000 units	2010/09/29	200,000,000	2010/03/29
61250	SGA Societe Generale Acceptance N.V.	HSI R Bull CBBC Sep10K	0.250	20,400 per 15,000 units	20,900 per 15,000 units	2010/09/29	300,000,000	2010/03/29
61251	SGA Societe Generale Acceptance N.V.	HSI R Bull CBBC Sep10L	0.250	20,500 per 10,000 units	21,000 per 10,000 units	2010/09/29	300,000,000	2010/03/29
61252	SGA Societe Generale Acceptance N.V.	HSI R Bear CBBC Jun10M	0.250	21,600 per 10,000 units	21,100 per 10,000 units	2010/06/29	300,000,000	2010/03/29
61253	SGA Societe Generale Acceptance N.V.	HSI R Bear CBBC Jun10N	0.250	21,900 per 12,000 units	21,400 per 12,000 units	2010/06/29	300,000,000	2010/03/29
61247	UBS AG	HSI R Bull CBBC Oct 2010 Q	0.250	20,500 per 15,000 units	21,000 per 15,000 units	2010/10/28	300,000,000	2010/03/29
61255	UBS AG	HSI R Bear CBBC Sep 2010 F	0.250	21,500 per 15,000 units	21,000 per 15,000 units	2010/09/29	300,000,000	2010/03/29
61256	UBS AG	HSI R Bear CBBC Dec 2010 C	0.250	21,800 per 38,000 units	21,300 per 38,000 units	2010/12/30	400,000,000	2010/03/29
61266	Deutsche Bank AG	CNOOC R Bear CBBC Aug 2010 A	0.270	14.780	14.180	2010/08/02	150,000,000	2010/03/30
61264	Deutsche Bank AG	HSI R Bear CBBC Aug 2010 U	0.250	21,700 per 15,000 units	21,100 per 15,000 units	2010/08/30	300,000,000	2010/03/30
61269	UBS AG	HSI R Bull CBBC Aug 2010 C	0.250	20,400 per 10,000 units	20,900 per 10,000 units	2010/08/30	300,000,000	2010/03/30
61265	UBS AG	HSI R Bear CBBC Aug 2010 F	0.250	21,600 per 10,000 units	21,100 per 10,000 units	2010/08/30	300,000,000	2010/03/30
61274	Credit Suisse AG	HSI R Bull CBBC Sep 2010 C	0.250	20,500 per 13,000 units	21,000 per 13,000 units	2010/09/29	195,000,000	2010/03/31
61273	Deutsche Bank AG	HSI R Bear CBBC Jul 2010 N	0.250	21,700 per 12,000 units	21,200 per 12,000 units	2010/07/29	300,000,000	2010/03/31
61270	HK Bank	China Shenhua R Bull CBBC Aug 2010 A	0.250	27.30 per 100 units	28.88 per 100 units	2010/08/23	150,000,000	2010/03/31

## Newly listed callable bull/bear contracts (continued)

Code	Issuer	Name of issue	Issue prices (HK\$)	Strike price (HKD) / Strike level per 10 units	Call price (HKD) / Call level per 10 units	Expiry date	No. of issue (units)	Listing date
61271	HK Bank	China Shenhua R Bear CBBC Jul 2010 A	0.250	38.18 per 100 units	36.88 per 100 units	2010/07/22	100,000,000	2010/03/31
61267	SGA Societe Generale Acceptance N.V.	HSI R Bear CBBC Jul10G	0.250	21,500 per 15,000 units	21,000 per 15,000 units	2010/07/29	300,000,000	2010/03/31
61268	SGA Societe Generale Acceptance N.V.	HSI R Bear CBBC Jul10P	0.250	21,700 per 10,000 units	21,200 per 10,000 units	2010/07/29	300,000,000	2010/03/31
61276	UBS AG	HSI R Bull CBBC Jul 2010 O	0.250	20,500 per 10,000 units	21,000 per 10,000 units	2010/07/29	300,000,000	2010/03/31
61272	UBS AG	HSI R Bear CBBC Jul 2010 E	0.250	21,700 per 12,000 units	21,200 per 12,000 units	2010/07/29	300,000,000	2010/03/31
60126 <sup>*</sup>	HK Bank	Sinopec Corp R Bull CBBC Sep 2010 B	0.095	5.280	5.580	2010/09/17	300,000,000	2010/03/31
61275	BOCI Asia Ltd.	HSI R Bull CBBC Jul 2010 A	0.250	18,600 per 15,000 units	19,100 per 15,000 units	2010/07/29	100,000,000	2010/04/01
61280	Credit Suisse AG	HSI R Bear CBBC Sep 2010 D	0.250	21,300 per 22,000 units	20,800 per 22,000 units	2010/09/29	220,000,000	2010/04/01
61285	Deutsche Bank AG	China Life R Bear CBBC Aug 2010 E	0.290	37.680	36.680	2010/08/02	150,000,000	2010/04/01
61277	Deutsche Bank AG	HSI R Bull CBBC Aug 2010 V	0.250	20,300 per 12,000 units	20,800 per 12,000 units	2010/08/30	300,000,000	2010/04/01
61278	Deutsche Bank AG	HSI R Bull CBBC Sep 2010 Q	0.270	20,200 per 10,000 units	20,700 per 10,000 units	2010/09/29	300,000,000	2010/04/01
61282	Deutsche Bank AG	HSI R Bear CBBC Sep 2010 R	0.250	21,300 per 12,000 units	20,800 per 12,000 units	2010/09/29	300,000,000	2010/04/01
61286	RB of Scotland N.V.	HSI R Bear CBBC Jul 2010 D	0.250	21,700 per 10,000 units	21,200 per 10,000 units	2010/07/29	250,000,000	2010/04/01
61287	RB of Scotland N.V.	HSI R Bear CBBC Jul 2010 E	0.250	21,900 per 13,000 units	21,400 per 13,000 units	2010/07/29	250,000,000	2010/04/01
61281	UBS AG	HKEx R Bear CBBC Jul 2010 A	0.250	139.88 per 100 units	133.88 per 100 units	2010/07/26	200,000,000	2010/04/01
61279	UBS AG	HSI R Bull CBBC Jul 2010 Y	0.250	20,300 per 12,000 units	20,800 per 12,000 units	2010/07/29	300,000,000	2010/04/01
61283	UBS AG	HSI R Bear CBBC Jul 2010 R	0.250	21,300 per 12,000 units	20,800 per 12,000 units	2010/07/29	300,000,000	2010/04/01
61284	UBS AG	HSI R Bear CBBC Sep 2010 I	0.250	21,800 per 10,000 units	21,300 per 10,000 units	2010/09/29	300,000,000	2010/04/01
61293	Deutsche Bank AG	HSI R Bull CBBC Aug 2010 Q	0.250	20,100 per 12,000 units	20,600 per 12,000 units	2010/08/30	300,000,000	2010/04/07
61292	Deutsche Bank AG	HSI R Bear CBBC Aug 2010 X	0.250	21,400 per 12,000 units	20,900 per 12,000 units	2010/08/30	300,000,000	2010/04/07
61291	HK Bank	Sinopec Corp R Bull CBBC Jul 2010 B	0.250	5.080	5.380	2010/07/09	180,000,000	2010/04/07
61298	KBC Fin Products Int'l Ltd.	HSI R Bull CBBC Jul 2010 T	0.250	20,300 per 10,000 units	20,800 per 10,000 units	2010/07/29	128,000,000	2010/04/07
61299	KBC Fin Products Int'l Ltd.	HSI R Bull CBBC Aug 2010 S	0.250	20,500 per 12,000 units	21,000 per 12,000 units	2010/08/30	128,000,000	2010/04/07
61288	SGA Societe Generale Acceptance N.V.	HSI R Bull CBBC Aug10Q	0.250	20,200 per 10,000 units	20,700 per 10,000 units	2010/08/30	300,000,000	2010/04/07
61294	SGA Societe Generale Acceptance N.V.	HSI R Bull CBBC Aug10R	0.250	20,300 per 10,000 units	20,800 per 10,000 units	2010/08/30	300,000,000	2010/04/07
61290	SGA Societe Generale Acceptance N.V.	HSI R Bear CBBC Jul10J	0.250	21,400 per 12,000 units	20,900 per 12,000 units	2010/07/29	300,000,000	2010/04/07
61289	SGA Societe Generale Acceptance N.V.	HSI R Bear CBBC Jul10O	0.250	21,300 per 10,000 units	20,800 per 10,000 units	2010/07/29	300,000,000	2010/04/07
61295	UBS AG	BYD Company R Bull CBBC Aug 2010 E	0.250	68.88 per 100 units	73.88 per 100 units	2010/08/16	100,000,000	2010/04/07
61296	UBS AG	HSI R Bull CBBC Aug 2010 P	0.250	20,200 per 10,000 units	20,700 per 10,000 units	2010/08/30	300,000,000	2010/04/07
61297	UBS AG	HSI R Bear CBBC Sep 2010 J	0.250	21,400 per 10,000 units	20,900 per 10,000 units	2010/09/29	300,000,000	2010/04/07
61308	Deutsche Bank AG	A50 China R Bear CBBC Aug 2010 A	0.290	16.180	15.680	2010/08/23	150,000,000	2010/04/08
61304	Deutsche Bank AG	HSI R Bull CBBC Oct 2010 D	0.250	20,700 per 12,000 units	21,200 per 12,000 units	2010/10/28	300,000,000	2010/04/08
61305	Deutsche Bank AG	HSI R Bear CBBC Sep 2010 S	0.250	21,800 per 12,000 units	21,300 per 12,000 units	2010/09/29	300,000,000	2010/04/08
61306	CC Rabobank B.A.	HSI R Bull CBBC Sep 2010 F	0.250	20,300 per 12,000 units	20,800 per 12,000 units	2010/09/29	200,000,000	2010/04/08
61307	CC Rabobank B.A.	HSI R Bull CBBC Sep 2010 G	0.250	20,500 per 10,000 units	21,000 per 10,000 units	2010/09/29	200,000,000	2010/04/08
61300	UBS AG	BOCL R Bull CBBC Jul 2010 G	0.250	3.380	3.880	2010/07/19	100,000,000	2010/04/08
61302	UBS AG	A50 China R Bull CBBC Jul 2010 F	0.250	12.880	13.380	2010/07/12	200,000,000	2010/04/08
61303	UBS AG	HSI R Bull CBBC Sep 2010 M	0.250	20,700 per 12,000 units	21,200 per 12,000 units	2010/09/29	300,000,000	2010/04/08
61301	UBS AG	TCH R Bull CBBC Aug 2010 C	0.250	145.88 per 100 units	153.88 per 100 units	2010/08/09	100,000,000	2010/04/08
61310	Credit Suisse AG	Sinopec Corp R Bull CBBC Aug 2010 A	0.250	5.400	5.800	2010/08/23	100,000,000	2010/04/09
61314	Credit Suisse AG	Sinopec Corp R Bear CBBC Aug 2010 B	0.250	7.700	7.300	2010/08/23	100,000,000	2010/04/09
61311	Credit Suisse AG	A50 China R Bull CBBC Aug 2010 B	0.250	12.400	13.000	2010/08/23	100,000,000	2010/04/09
61312	Credit Suisse AG	HSI R Bull CBBC Aug 2010 P	0.250	20,300 per 22,000 units	20,800 per 22,000 units	2010/08/30	220,000,000	2010/04/09



## Newly listed callable bull/bear contracts (continued)

Code	Issuer	Name of issue	Issue prices (HK\$)	Strike price (HKD) / Strike level per 10 units	Call price (HKD) / Call level per 10 units	Expiry date	No. of issue (units)	Listing date
61313	Credit Suisse AG	HSI R Bull CBBC Aug 2010 Q	0.250	20,800 per 22,000 units	21,300 per 22,000 units	2010/08/30	220,000,000	2010/04/09
61315	Credit Suisse AG	HSI R Bear CBBC Aug 2010 R	0.250	22,800 per 22,000 units	22,300 per 22,000 units	2010/08/30	220,000,000	2010/04/09
61322	Deutsche Bank AG	China Life R Bull CBBC Aug 2010 F	0.280	35.180	36.180	2010/08/23	150,000,000	2010/04/09
61323	Deutsche Bank AG	HSI R Bull CBBC Sep 2010 T	0.270	20,800 per 10,000 units	21,300 per 10,000 units	2010/09/29	300,000,000	2010/04/09
61324	Deutsche Bank AG	HSI R Bear CBBC Aug 2010 Z	0.250	21,900 per 12,000 units	21,400 per 12,000 units	2010/08/30	300,000,000	2010/04/09
61319	RB of Scotland N.V.	China Mobile R Bear CBBC Aug 2010 A	0.250	84.28 per 100 units	80.28 per 100 units	2010/08/16	80,000,000	2010/04/09
61316	RB of Scotland N.V.	DJIA R Bull CBBC Sep 2010 D	0.250	10,100 per 60,000 units	10,500 per 60,000 units	2010/09/17	40,000,000	2010/04/09
61318	RB of Scotland N.V.	A50 China R Bull CBBC Aug 2010 A	0.250	12.820	13.320	2010/08/09	80,000,000	2010/04/09
61317	RB of Scotland N.V.	Nikkei 225 R Bull CBBC Sep 2010 C	0.250	10,100 per 1,000 units	10,500 per 1,000 units	2010/09/10	40,000,000	2010/04/09
61320	UBS AG	China Life R Bull CBBC Jul 2010 F	0.250	34.880	35.880	2010/07/19	200,000,000	2010/04/09
61321	UBS AG	HSI R Bull CBBC Aug 2010 M	0.250	20,600 per 10,000 units	21,100 per 10,000 units	2010/08/30	300,000,000	2010/04/09
61309	UBS AG	HSI R Bear CBBC Nov 2010 G	0.250	21,800 per 38,000 units	21,300 per 38,000 units	2010/11/29	400,000,000	2010/04/09
61332	Deutsche Bank AG	HSI R Bull CBBC Sep 2010 U	0.250	20,600 per 12,000 units	21,100 per 12,000 units	2010/09/29	300,000,000	2010/04/12
61334	RB of Scotland N.V.	COVS R Bull CBBC Aug 2010 A	0.250	15.680	16.880	2010/08/09	80,000,000	2010/04/12
61337	RB of Scotland N.V.	COVS R Bear CBBC Aug 2010 B	0.315	20.480	19.280	2010/08/09	80,000,000	2010/04/12
61336	RB of Scotland N.V.	CC Bank R Bull CBBC Aug 2010 A	0.250	5.380	5.880	2010/08/23	80,000,000	2010/04/12
61338	RB of Scotland N.V.	Jiangxi Copper R Bull CBBC Aug 2010 A	0.251	15.480	16.680	2010/08/16	80,000,000	2010/04/12
61335	RB of Scotland N.V.	SHK Ppt R Bull CBBC Jul 2010 C	0.250	99.88 per 100 units	107.88 per 100 units	2010/07/19	80,000,000	2010/04/12
61339	RB of Scotland N.V.	SHK Ppt R Bear CBBC Jul 2010 D	0.250	135.88 per 100 units	127.88 per 100 units	2010/07/19	80,000,000	2010/04/12
61325	SGA Societe Generale Acceptance N.V.	HSI R Bull CBBC Sep10M	0.250	20,600 per 12,000 units	21,100 per 12,000 units	2010/09/29	300,000,000	2010/04/12
61326	SGA Societe Generale Acceptance N.V.	HSI R Bull CBBC Sep10N	0.250	20,700 per 15,000 units	21,200 per 15,000 units	2010/09/29	300,000,000	2010/04/12
61327	SGA Societe Generale Acceptance N.V.	HSI R Bull CBBC Sep10O	0.250	20,800 per 10,000 units	21,300 per 10,000 units	2010/09/29	300,000,000	2010/04/12
61328	SGA Societe Generale Acceptance N.V.	HSI R Bear CBBC Jul10I	0.250	21,900 per 12,000 units	21,400 per 12,000 units	2010/07/29	300,000,000	2010/04/12
61330	UBS AG	HSCEI R Bull CBBC Aug 2010 A	0.250	11,300 per 12,000 units	11,800 per 12,000 units	2010/08/30	200,000,000	2010/04/12
61331	UBS AG	HSCEI R Bull CBBC Sep 2010 A	0.250	11,500 per 20,000 units	12,000 per 20,000 units	2010/09/29	200,000,000	2010/04/12
61329	UBS AG	HSI R Bull CBBC Jul 2010 N	0.250	20,800 per 10,000 units	21,300 per 10,000 units	2010/07/29	300,000,000	2010/04/12
61333	UBS AG	HSI R Bear CBBC Jul 2010 T	0.250	21,900 per 12,000 units	21,400 per 12,000 units	2010/07/29	300,000,000	2010/04/12
61342	Credit Suisse AG	HSI R Bull CBBC Aug 2010 S	0.250	21,000 per 13,000 units	21,500 per 13,000 units	2010/08/30	195,000,000	2010/04/13
61343	Credit Suisse AG	HSI R Bull CBBC Oct 2010 A	0.250	19,800 per 38,000 units	20,300 per 38,000 units	2010/10/28	190,000,000	2010/04/13
61354	Deutsche Bank AG	HSI R Bull CBBC Oct 2010 E	0.250	21,000 per 12,000 units	21,500 per 12,000 units	2010/10/28	300,000,000	2010/04/13
61358	Deutsche Bank AG	HSI R Bear CBBC Oct 2010 F	0.300	22,700 per 12,000 units	22,200 per 12,000 units	2010/10/28	300,000,000	2010/04/13
61340	KBC Fin Products Int'l Ltd.	HSI R Bull CBBC Jul 2010 U	0.250	21,000 per 12,000 units	21,500 per 12,000 units	2010/07/29	128,000,000	2010/04/13
61341	KBC Fin Products Int'l Ltd.	HSI R Bull CBBC Aug 2010 T	0.250	20,700 per 10,000 units	21,200 per 10,000 units	2010/08/30	128,000,000	2010/04/13
61352	CC Rabobank B.A.	HSI R Bull CBBC Sep 2010 H	0.250	20,700 per 12,000 units	21,200 per 12,000 units	2010/09/29	200,000,000	2010/04/13
61353	CC Rabobank B.A.	HSI R Bull CBBC Sep 2010 I	0.250	20,900 per 10,000 units	21,400 per 10,000 units	2010/09/29	200,000,000	2010/04/13
61348	UBS AG	China Mobile R Bear CBBC Sep 2010 A	0.250	84.88 per 100 units	80.88 per 100 units	2010/09/27	200,000,000	2010/04/13
61344	UBS AG	CC Bank R Bull CBBC Aug 2010 A	0.250	5.780	6.180	2010/08/16	100,000,000	2010/04/13
61345	UBS AG	China Life R Bull CBBC Aug 2010 A	0.250	35.880	36.880	2010/08/23	200,000,000	2010/04/13
61346	UBS AG	China Life R Bear CBBC Oct 2010 A	0.490	42.880	41.880	2010/10/18	200,000,000	2010/04/13
61347	UBS AG	China Life R Bear CBBC Oct 2010 B	0.590	43.880	42.880	2010/10/18	200,000,000	2010/04/13
61349	UBS AG	HKEx R Bear CBBC Oct 2010 A	0.280	159.88 per 100 units	153.88 per 100 units	2010/10/11	200,000,000	2010/04/13
61351	UBS AG	HSI R Bull CBBC Nov 2010 H	0.250	21,000 per 15,000 units	21,500 per 15,000 units	2010/11/29	300,000,000	2010/04/13
61350	UBS AG	ICBC R Bull CBBC Aug 2010 A	0.250	5.380	5.780	2010/08/16	100,000,000	2010/04/13

## Newly listed callable bull/bear contracts (continued)

Code	Issuer	Name of issue	Issue prices (HK\$)	Strike price (HKD) / Strike level per 10 units	Call price (HKD) / Call level per 10 units	Expiry date	No. of issue (units)	Listing date
61360	BNP Paribas Arbit Issu B.V.	HSI R Bull CBBC Oct 2010 A	0.250	20,300 per 10,000 units	20,800 per 10,000 units	2010/10/28	200,000,000	2010/04/14
61361	BNP Paribas Arbit Issu B.V.	HSI R Bull CBBC Nov 2010 A	0.250	20,600 per 8,000 units	21,100 per 8,000 units	2010/11/29	200,000,000	2010/04/14
61397	Credit Suisse AG	China Mobile R Bull CBBC Sep 2010 B	0.250	63 per 100 units	68 per 100 units	2010/09/27	100,000,000	2010/04/14
61398	Credit Suisse AG	A50 China R Bear CBBC Sep 2010 A	0.250	15.900	15.300	2010/09/27	100,000,000	2010/04/14
61399	Credit Suisse AG	HSBC R Bear CBBC Sep 2010 B	0.250	98 per 100 units	93 per 100 units	2010/09/27	100,000,000	2010/04/14
61400	Credit Suisse AG	HSBC R Bear CBBC Oct 2010 A	0.250	103 per 100 units	98 per 100 units	2010/10/25	100,000,000	2010/04/14
61395	Credit Suisse AG	HSI R Bull CBBC Sep 2010 E	0.250	21,300 per 22,000 units	21,800 per 22,000 units	2010/09/29	220,000,000	2010/04/14
61396	Credit Suisse AG	HSI R Bull CBBC Oct 2010 B	0.250	20,300 per 38,000 units	20,800 per 38,000 units	2010/10/28	190,000,000	2010/04/14
61401	Credit Suisse AG	HSI R Bear CBBC Sep 2010 F	0.250	23,300 per 22,000 units	22,800 per 22,000 units	2010/09/29	220,000,000	2010/04/14
61402	Credit Suisse AG	HSI R Bear CBBC Oct 2010 C	0.250	24,000 per 13,000 units	23,500 per 13,000 units	2010/10/28	195,000,000	2010/04/14
61403	Deutsche Bank AG	HSI R Bull CBBC Sep 2010 W	0.260	21,100 per 12,000 units	21,600 per 12,000 units	2010/09/29	300,000,000	2010/04/14
61404	Deutsche Bank AG	HSI R Bull CBBC Sep 2010 X	0.250	21,400 per 12,000 units	21,900 per 12,000 units	2010/09/29	300,000,000	2010/04/14
61405	Deutsche Bank AG	HSI R Bull CBBC Oct 2010 H	0.280	21,300 per 10,000 units	21,800 per 10,000 units	2010/10/28	300,000,000	2010/04/14
61362	Deutsche Bank AG	HSI R Bear CBBC Sep 2010 V	0.250	22,100 per 12,000 units	21,600 per 12,000 units	2010/09/29	300,000,000	2010/04/14
61363	Deutsche Bank AG	HSI R Bear CBBC Oct 2010 G	0.260	22,300 per 12,000 units	21,800 per 12,000 units	2010/10/28	300,000,000	2010/04/14
61406	Deutsche Bank AG	HSI R Bear CBBC Oct 2010 I	0.290	23,700 per 12,000 units	23,200 per 12,000 units	2010/10/28	300,000,000	2010/04/14
61407	Deutsche Bank AG	HSI R Bear CBBC Nov 2010 A	0.260	23,900 per 15,000 units	23,400 per 15,000 units	2010/11/29	300,000,000	2010/04/14
61408	Deutsche Bank AG	HSI R Bear CBBC Nov 2010 B	0.330	24,100 per 12,000 units	23,600 per 12,000 units	2010/11/29	300,000,000	2010/04/14
61409	Deutsche Bank AG	HSI R Bear CBBC Dec 2010 A	0.250	23,800 per 40,000 units	23,200 per 40,000 units	2010/12/30	300,000,000	2010/04/14
61410	Deutsche Bank AG	HSI R Bear CBBC Dec 2010 B	0.250	24,300 per 40,000 units	23,700 per 40,000 units	2010/12/30	300,000,000	2010/04/14
61372	HK Bank	Sinopec Corp R Bull CBBC Oct 2010 A	0.250	5.580	5.880	2010/10/15	160,000,000	2010/04/14
61373	HK Bank	Sinopec Corp R Bull CBBC Oct 2010 B	0.250	5.980	6.280	2010/10/15	160,000,000	2010/04/14
61374	HK Bank	HSI R Bull CBBC Sep 2010 E	0.250	20,800 per 12,000 units	21,300 per 12,000 units	2010/09/29	120,000,000	2010/04/14
61375	HK Bank	HSI R Bull CBBC Sep 2010 F	0.250	20,300 per 12,000 units	20,800 per 12,000 units	2010/09/29	180,000,000	2010/04/14
61418	KBC Fin Products Int'l Ltd.	HSI R Bull CBBC Aug 2010 U	0.250	20,800 per 12,000 units	21,300 per 12,000 units	2010/08/30	128,000,000	2010/04/14
61419	KBC Fin Products Int'l Ltd.	HSI R Bull CBBC Aug 2010 V	0.250	21,200 per 10,000 units	21,700 per 10,000 units	2010/08/30	128,000,000	2010/04/14
61420	KBC Fin Products Int'l Ltd.	HSI R Bull CBBC Aug 2010 W	0.250	21,400 per 12,000 units	21,900 per 12,000 units	2010/08/30	128,000,000	2010/04/14
61421	KBC Fin Products Int'l Ltd.	HSI R Bull CBBC Sep 2010 C	0.250	20,600 per 15,000 units	21,100 per 15,000 units	2010/09/29	158,000,000	2010/04/14
61422	KBC Fin Products Int'l Ltd.	HSI R Bull CBBC Sep 2010 D	0.250	20,900 per 15,000 units	21,400 per 15,000 units	2010/09/29	158,000,000	2010/04/14
61423	KBC Fin Products Int'l Ltd.	HSI R Bear CBBC Jul 2010 V	0.290	24,500 per 10,000 units	24,000 per 10,000 units	2010/07/29	128,000,000	2010/04/14
61424	KBC Fin Products Int'l Ltd.	HSI R Bear CBBC Aug 2010 X	0.250	24,200 per 12,000 units	23,700 per 12,000 units	2010/08/30	128,000,000	2010/04/14
61425	KBC Fin Products Int'l Ltd.	HSI R Bear CBBC Sep 2010 E	0.260	24,100 per 10,000 units	23,600 per 10,000 units	2010/09/29	128,000,000	2010/04/14
61426	KBC Fin Products Int'l Ltd.	HSI R Bear CBBC Sep 2010 F	0.250	24,300 per 12,000 units	23,800 per 12,000 units	2010/09/29	128,000,000	2010/04/14
61427	KBC Fin Products Int'l Ltd.	HSI R Bear CBBC Sep 2010 G	0.250	24,400 per 15,000 units	23,900 per 15,000 units	2010/09/29	158,000,000	2010/04/14
61428	CC Rabobank B.A.	HSI R Bull CBBC Sep 2010 J	0.250	21,100 per 12,000 units	21,600 per 12,000 units	2010/09/29	200,000,000	2010/04/14
61429	CC Rabobank B.A.	HSI R Bull CBBC Sep 2010 K	0.250	21,300 per 10,000 units	21,800 per 10,000 units	2010/09/29	200,000,000	2010/04/14
61379	RB of Scotland N.V.	BYD Company R Bull CBBC Aug 2010 A	0.250	70.08 per 100 units	75.08 per 100 units	2010/08/16	80,000,000	2010/04/14
61383	RB of Scotland N.V.	BYD Company R Bear CBBC Aug 2010 B	0.251	95.08 per 100 units	90.08 per 100 units	2010/08/16	80,000,000	2010/04/14
61380	RB of Scotland N.V.	Ch Life R Bull CBBC Aug 2010 A	0.251	34.88 per 100 units	36.28 per 100 units	2010/08/09	80,000,000	2010/04/14
61384	RB of Scotland N.V.	HSCEI R Bull CBBC Aug 2010 A	0.252	11,500 per 10,000 units	12,000 per 10,000 units	2010/08/30	250,000,000	2010/04/14
61385	RB of Scotland N.V.	HSCEI R Bull CBBC Aug 2010 B	0.251	11,900 per 10,000 units	12,400 per 10,000 units	2010/08/30	250,000,000	2010/04/14
61389	RB of Scotland N.V.	HSCEI R Bear CBBC Aug 2010 C	0.251	14,100 per 10,000 units	13,600 per 10,000 units	2010/08/30	250,000,000	2010/04/14
61390	RB of Scotland N.V.	HSCEI R Bear CBBC Aug 2010 D	0.251	14,500 per 10,000 units	14,000 per 10,000 units	2010/08/30	250,000,000	2010/04/14

## Newly listed callable bull/bear contracts (continued)

Code	Issuer	Name of issue	Issue prices (HK\$)	Strike price (HKD) / Strike level per 10 units	Call price (HKD) / Call level per 10 units	Expiry date	No. of issue (units)	Listing date
61391	RB of Scotland N.V.	HSCEI R Bear CBBC Aug 2010 E	0.251	14,900 per 10,000 units	14,400 per 10,000 units	2010/08/30	250,000,000	2010/04/14
61386	RB of Scotland N.V.	HSI R Bull CBBC Aug 2010 A	0.251	20,300 per 13,000 units	20,800 per 13,000 units	2010/08/30	250,000,000	2010/04/14
61387	RB of Scotland N.V.	HSI R Bull CBBC Aug 2010 B	0.251	20,500 per 13,000 units	21,000 per 13,000 units	2010/08/30	250,000,000	2010/04/14
61388	RB of Scotland N.V.	HSI R Bull CBBC Aug 2010 C	0.251	20,700 per 10,000 units	21,200 per 10,000 units	2010/08/30	250,000,000	2010/04/14
61392	RB of Scotland N.V.	HSI R Bear CBBC Aug 2010 D	0.253	23,700 per 13,000 units	23,200 per 13,000 units	2010/08/30	250,000,000	2010/04/14
61393	RB of Scotland N.V.	HSI R Bear CBBC Aug 2010 E	0.252	24,100 per 10,000 units	23,600 per 10,000 units	2010/08/30	250,000,000	2010/04/14
61381	RB of Scotland N.V.	Jiangxi Copper R Bear CBBC Aug 2010 B	0.251	20.880	19.680	2010/08/16	80,000,000	2010/04/14
61382	RB of Scotland N.V.	Jiangxi Copper R Bear CBBC Aug 2010 C	0.302	21.480	20.280	2010/08/16	80,000,000	2010/04/14
61394	RB of Scotland N.V.	Nikkei 225 R Bear CBBC Sep 2010 D	0.252	12,400 per 1,000 units	12,000 per 1,000 units	2010/09/10	40,000,000	2010/04/14
61357	SGA Societe Generale Acceptance N.V.	HSBC R Bull CBBC Jul10E	0.250	71 per 100 units	75 per 100 units	2010/07/28	300,000,000	2010/04/14
61355	SGA Societe Generale Acceptance N.V.	HSI R Bull CBBC Sep10P	0.250	20,900 per 12,000 units	21,400 per 12,000 units	2010/09/29	300,000,000	2010/04/14
61356	SGA Societe Generale Acceptance N.V.	HSI R Bull CBBC Sep10Q	0.250	21,000 per 15,000 units	21,500 per 15,000 units	2010/09/29	300,000,000	2010/04/14
61376	SGA Societe Generale Acceptance N.V.	HSI R Bull CBBC Sep10R	0.250	21,100 per 10,000 units	21,600 per 10,000 units	2010/09/29	300,000,000	2010/04/14
61377	SGA Societe Generale Acceptance N.V.	HSI R Bull CBBC Sep10S	0.250	21,200 per 12,000 units	21,700 per 12,000 units	2010/09/29	300,000,000	2010/04/14
61378	SGA Societe Generale Acceptance N.V.	HSI R Bull CBBC Sep10T	0.250	21,300 per 15,000 units	21,800 per 15,000 units	2010/09/29	300,000,000	2010/04/14
61359	SGA Societe Generale Acceptance N.V.	SHK P R Bull CBBC Jul10A	0.250	102 per 100 units	110 per 100 units	2010/07/28	100,000,000	2010/04/14
61367	UBS AG	BOCL R Bear CBBC Oct 2010 A	0.250	5.380	4.880	2010/10/18	100,000,000	2010/04/14
61364	UBS AG	BYD Company R Bull CBBC Sep 2010 A	0.250	73.88 per 100 units	78.88 per 100 units	2010/09/13	100,000,000	2010/04/14
61368	UBS AG	CC Bank R Bear CBBC Oct 2010 A	0.250	7.780	7.380	2010/10/11	100,000,000	2010/04/14
61365	UBS AG	Cheung Kong R Bull CBBC Sep 2010 A	0.250	85.88 per 100 units	93.88 per 100 units	2010/09/06	100,000,000	2010/04/14
61366	UBS AG	HKEx R Bull CBBC Sep 2010 A	0.250	122.88 per 100 units	128.88 per 100 units	2010/09/13	200,000,000	2010/04/14
61411	UBS AG	HSCEI R Bull CBBC Sep 2010 B	0.250	11,800 per 12,000 units	12,300 per 12,000 units	2010/09/29	200,000,000	2010/04/14
61412	UBS AG	HSCEI R Bull CBBC Oct 2010 A	0.250	12,000 per 20,000 units	12,500 per 20,000 units	2010/10/28	200,000,000	2010/04/14
61414	UBS AG	HSI R Bull CBBC Aug 2010 F	0.250	21,400 per 10,000 units	21,900 per 10,000 units	2010/08/30	300,000,000	2010/04/14
61413	UBS AG	HSI R Bull CBBC Aug 2010 Q	0.250	20,900 per 12,000 units	21,400 per 12,000 units	2010/08/30	300,000,000	2010/04/14
61415	UBS AG	HSI R Bull CBBC Dec 2010 E	0.250	20,800 per 38,000 units	21,300 per 38,000 units	2010/12/30	400,000,000	2010/04/14
61370	UBS AG	HSI R Bear CBBC Aug 2010 R	0.250	22,100 per 12,000 units	21,600 per 12,000 units	2010/08/30	300,000,000	2010/04/14
61416	UBS AG	HSI R Bear CBBC Oct 2010 R	0.250	23,100 per 12,000 units	22,600 per 12,000 units	2010/10/28	300,000,000	2010/04/14
61417	UBS AG	HSI R Bear CBBC Nov 2010 I	0.250	23,700 per 12,000 units	23,200 per 12,000 units	2010/11/29	300,000,000	2010/04/14
61371	UBS AG	HSI R Bear CBBC Dec 2010 D	0.250	22,300 per 38,000 units	21,800 per 38,000 units	2010/12/30	400,000,000	2010/04/14
61369	UBS AG	TCH R Bear CBBC Sep 2010 A	0.330	186.88 per 100 units	178.88 per 100 units	2010/09/27	100,000,000	2010/04/14
61442	Deutsche Bank AG	CNOOC R Bull CBBC Aug 2010 B	0.250	12.080	12.680	2010/08/12	150,000,000	2010/04/15
61441	Deutsche Bank AG	Sinopec Corp R Bull CBBC Aug 2010 B	0.250	5.380	5.880	2010/08/12	150,000,000	2010/04/15
61432	Deutsche Bank AG	HSI R Bull CBBC Sep 2010 Y	0.250	21,200 per 12,000 units	21,700 per 12,000 units	2010/09/29	300,000,000	2010/04/15
61436	Deutsche Bank AG	HSI R Bear CBBC Sep 2010 Z	0.250	22,400 per 12,000 units	21,900 per 12,000 units	2010/09/29	300,000,000	2010/04/15
61430	HK Bank	CC Bank R Bull CBBC Aug 2010 A	0.250	5.980	6.280	2010/08/27	160,000,000	2010/04/15
61431	Macquarie Bank Ltd.	HSI R Bull CBBC Aug 2010 A	0.250	20,000 per 12,000 units	20,600 per 12,000 units	2010/08/30	300,000,000	2010/04/15
61435	Macquarie Bank Ltd.	HSI R Bear CBBC Aug 2010 B	0.250	24,000 per 12,000 units	23,500 per 12,000 units	2010/08/30	300,000,000	2010/04/15
61439	UBS AG	China Mobile R Bull CBBC Sep 2010 B	0.250	70.88 per 100 units	74.88 per 100 units	2010/09/27	200,000,000	2010/04/15
61440	UBS AG	HKEx R Bull CBBC Sep 2010 B	0.250	127.88 per 100 units	133.88 per 100 units	2010/09/06	200,000,000	2010/04/15
61433	UBS AG	HSCEI R Bear CBBC Oct 2010 B	0.250	14,500 per 20,000 units	14,000 per 20,000 units	2010/10/28	200,000,000	2010/04/15
61434	UBS AG	HSI R Bull CBBC Jul 2010 L	0.250	21,000 per 10,000 units	21,500 per 10,000 units	2010/07/29	300,000,000	2010/04/15
61437	UBS AG	HSI R Bull CBBC Sep 2010 P	0.250	21,300 per 12,000 units	21,800 per 12,000 units	2010/09/29	300,000,000	2010/04/15

## Newly listed callable bull/bear contracts (continued)

Code	Issuer	Name of issue	Issue prices (HK\$)	Strike price (HKD) / Strike level per 10 units	Call price (HKD) / Call level per 10 units	Expiry date	No. of issue (units)	Listing date
61438	UBS AG	HSI R Bear CBBC Jul 2010 E	0.250	22,400 per 10,000 units	21,900 per 10,000 units	2010/07/29	300,000,000	2010/04/15
61443	BOCI Asia Ltd.	HSI R Bear CBBC Aug 2010 A	0.250	23,000 per 15,000 units	22,500 per 15,000 units	2010/08/30	100,000,000	2010/04/16
61456	Credit Suisse AG	China Mobile R Bull CBBC Oct 2010 A	0.250	70 per 100 units	75 per 100 units	2010/10/25	100,000,000	2010/04/16
61458	Credit Suisse AG	A50 China R Bull CBBC Sep 2010 B	0.250	13.000	13.500	2010/09/27	100,000,000	2010/04/16
61457	Credit Suisse AG	HSBC R Bull CBBC Sep 2010 C	0.250	75 per 100 units	80 per 100 units	2010/09/27	100,000,000	2010/04/16
61459	Credit Suisse AG	HSI R Bull CBBC Sep 2010 G	0.250	21,500 per 13,000 units	22,000 per 13,000 units	2010/09/29	195,000,000	2010/04/16
61460	Credit Suisse AG	HSI R Bull CBBC Nov 2010 E	0.250	20,800 per 38,000 units	21,300 per 38,000 units	2010/11/29	190,000,000	2010/04/16
61461	Credit Suisse AG	HSI R Bear CBBC Oct 2010 D	0.250	23,800 per 22,000 units	23,300 per 22,000 units	2010/10/28	220,000,000	2010/04/16
61470	KBC Fin Products Int'l Ltd.	HSI R Bull CBBC Aug 2010 Y	0.250	21,700 per 10,000 units	22,200 per 10,000 units	2010/08/30	128,000,000	2010/04/16
61471	KBC Fin Products Int'l Ltd.	HSI R Bull CBBC Sep 2010 H	0.250	21,500 per 15,000 units	22,000 per 15,000 units	2010/09/29	158,000,000	2010/04/16
61472	CC Rabobank B.A.	HSI R Bull CBBC Sep 2010 L	0.250	21,500 per 12,000 units	22,000 per 12,000 units	2010/09/29	200,000,000	2010/04/16
61473	CC Rabobank B.A.	HSI R Bull CBBC Sep 2010 M	0.250	21,700 per 10,000 units	22,200 per 10,000 units	2010/09/29	200,000,000	2010/04/16
61451	SGA Societe Generale Acceptance N.V.	HSI R Bull CBBC Sep10X	0.250	21,400 per 10,000 units	21,900 per 10,000 units	2010/09/29	300,000,000	2010/04/16
61452	SGA Societe Generale Acceptance N.V.	HSI R Bull CBBC Sep10Y	0.250	21,500 per 12,000 units	22,000 per 12,000 units	2010/09/29	300,000,000	2010/04/16
61453	SGA Societe Generale Acceptance N.V.	HSI R Bull CBBC Sep10Z	0.250	21,600 per 15,000 units	22,100 per 15,000 units	2010/09/29	300,000,000	2010/04/16
61444	SGA Societe Generale Acceptance N.V.	HSI R Bear CBBC Jul10H	0.250	22,400 per 15,000 units	21,900 per 15,000 units	2010/07/29	300,000,000	2010/04/16
61454	SGA Societe Generale Acceptance N.V.	HSI R Bear CBBC Sep10G	0.250	24,400 per 15,000 units	23,900 per 15,000 units	2010/09/29	300,000,000	2010/04/16
61455	SGA Societe Generale Acceptance N.V.	HSI R Bear CBBC Sep10H	0.320	24,500 per 12,000 units	24,000 per 12,000 units	2010/09/29	300,000,000	2010/04/16
61445	SGA Societe Generale Acceptance N.V.	HSI R Bear CBBC Sep10U	0.250	24,100 per 15,000 units	23,600 per 15,000 units	2010/09/29	300,000,000	2010/04/16
61446	SGA Societe Generale Acceptance N.V.	HSI R Bear CBBC Sep10V	0.315	24,200 per 12,000 units	23,700 per 12,000 units	2010/09/29	300,000,000	2010/04/16
61447	SGA Societe Generale Acceptance N.V.	HSI R Bear CBBC Sep10W	0.395	24,300 per 10,000 units	23,800 per 10,000 units	2010/09/29	300,000,000	2010/04/16
61448	UBS AG	China Mobile R Bull CBBC Oct 2010 A	0.250	72.88 per 100 units	76.88 per 100 units	2010/10/04	200,000,000	2010/04/16
61462	UBS AG	CC Bank R Bull CBBC Sep 2010 A	0.250	6.080	6.480	2010/09/13	100,000,000	2010/04/16
61464	UBS AG	China Life R Bear CBBC Nov 2010 A	0.680	44.880	43.880	2010/11/08	200,000,000	2010/04/16
61463	UBS AG	Sinopec Corp R Bull CBBC Oct 2010 A	0.250	5.880	6.280	2010/10/11	100,000,000	2010/04/16
61449	UBS AG	HKEx R Bull CBBC Sep 2010 C	0.250	132.88 per 100 units	138.88 per 100 units	2010/09/13	200,000,000	2010/04/16
61475	UBS AG	HSI R Bull CBBC Jul 2010 G	0.250	21,100 per 12,000 units	21,600 per 12,000 units	2010/07/29	300,000,000	2010/04/16
61474	UBS AG	HSI R Bull CBBC Jul 2010 R	0.250	21,500 per 10,000 units	22,000 per 10,000 units	2010/07/29	300,000,000	2010/04/16
61476	UBS AG	HSI R Bull CBBC Sep 2010 U	0.250	21,700 per 12,000 units	22,200 per 12,000 units	2010/09/29	300,000,000	2010/04/16
61465	UBS AG	HSI R Bear CBBC Aug 2010 J	0.250	24,200 per 10,000 units	23,700 per 10,000 units	2010/08/30	300,000,000	2010/04/16
61466	UBS AG	HSI R Bear CBBC Sep 2010 R	0.250	24,300 per 12,000 units	23,800 per 12,000 units	2010/09/29	300,000,000	2010/04/16
61450	UBS AG	HSI R Bear CBBC Oct 2010 S	0.250	22,500 per 15,000 units	22,000 per 15,000 units	2010/10/28	300,000,000	2010/04/16
61467	UBS AG	HSI R Bear CBBC Oct 2010 T	0.250	23,900 per 12,000 units	23,400 per 12,000 units	2010/10/28	300,000,000	2010/04/16
61468	UBS AG	HSI R Bear CBBC Oct 2010 U	0.250	24,100 per 12,000 units	23,600 per 12,000 units	2010/10/28	300,000,000	2010/04/16
61469	UBS AG	HSI R Bear CBBC Oct 2010 V	0.250	24,400 per 10,000 units	23,900 per 10,000 units	2010/10/28	300,000,000	2010/04/16
61226 <sup>#</sup>	KBC Fin Products Int'l Ltd.	HSI R Bear CBBC Aug 2010 Q	0.189	23,800 per 10,000 units	23,300 per 10,000 units	2010/08/30	120,000,000	2010/04/16
61479	BOCI Asia Ltd.	HSI R Bull CBBC Aug 2010 B	0.250	20,600 per 15,000 units	21,100 per 15,000 units	2010/08/30	100,000,000	2010/04/19
61480	BOCI Asia Ltd.	HSI R Bull CBBC Aug 2010 C	0.250	21,100 per 15,000 units	21,600 per 15,000 units	2010/08/30	100,000,000	2010/04/19
61484	BOCI Asia Ltd.	HSI R Bear CBBC Aug 2010 D	0.250	23,500 per 15,000 units	23,000 per 15,000 units	2010/08/30	100,000,000	2010/04/19
61477	BNP Paribas Arbit Issu B.V.	HSI R Bull CBBC Oct 2010 B	0.250	20,900 per 9,000 units	21,400 per 9,000 units	2010/10/28	200,000,000	2010/04/19
61478	BNP Paribas Arbit Issu B.V.	HSI R Bull CBBC Nov 2010 B	0.250	21,300 per 11,000 units	21,800 per 11,000 units	2010/11/29	200,000,000	2010/04/19
61481	BNP Paribas Arbit Issu B.V.	HSI R Bear CBBC Oct 2010 C	0.250	23,700 per 10,000 units	23,200 per 10,000 units	2010/10/28	200,000,000	2010/04/19
61501	Credit Suisse AG	HSI R Bull CBBC Sep 2010 I	0.250	21,300 per 10,000 units	21,800 per 10,000 units	2010/09/29	200,000,000	2010/04/19

## Newly listed callable bull/bear contracts (continued)

Code	Issuer	Name of issue	Issue prices (HK\$)	Strike price (HKD) / Strike level per 10 units	Call price (HKD) / Call level per 10 units	Expiry date	No. of issue (units)	Listing date
61496	Credit Suisse AG	HSI R Bear CBBC Sep 2010 H	0.250	22,800 per 22,000 units	22,300 per 22,000 units	2010/09/29	220,000,000	2010/04/19
61497	Credit Suisse AG	HSI R Bear CBBC Nov 2010 F	0.250	24,800 per 38,000 units	24,300 per 38,000 units	2010/11/29	190,000,000	2010/04/19
61498	KBC Fin Products Int'l Ltd.	A50 China R Bull CBBC Aug 10B	0.250	12.980	13.480	2010/08/10	68,000,000	2010/04/19
61500	KBC Fin Products Int'l Ltd.	A50 China R Bear CBBC Aug 10C	0.250	14.980	14.480	2010/08/02	68,000,000	2010/04/19
61502	KBC Fin Products Int'l Ltd.	A50 China R Bear CBBC Sep 10A	0.250	15.780	15.280	2010/09/01	68,000,000	2010/04/19
61499	KBC Fin Products Int'l Ltd.	HSI R Bear CBBC Aug 2010 Z	0.250	22,700 per 10,000 units	22,200 per 10,000 units	2010/08/30	128,000,000	2010/04/19
61482	RB of Scotland N.V.	China Mobile R Bull CBBC Aug 2010 B	0.250	71.28 per 100 units	75.28 per 100 units	2010/08/16	80,000,000	2010/04/19
61488	RB of Scotland N.V.	China Mobile R Bear CBBC Aug 2010 C	0.251	89.28 per 100 units	85.28 per 100 units	2010/08/16	80,000,000	2010/04/19
61483	RB of Scotland N.V.	COVS R Bull CBBC Aug 2010 C	0.251	14.480	15.680	2010/08/09	80,000,000	2010/04/19
61489	RB of Scotland N.V.	COVS R Bear CBBC Aug 2010 D	0.322	19.880	18.680	2010/08/09	80,000,000	2010/04/19
61485	RB of Scotland N.V.	HSI R Bull CBBC Sep 2010 A	0.250	20,900 per 13,000 units	21,400 per 13,000 units	2010/09/29	250,000,000	2010/04/19
61486	RB of Scotland N.V.	HSI R Bull CBBC Sep 2010 B	0.250	21,100 per 13,000 units	21,600 per 13,000 units	2010/09/29	250,000,000	2010/04/19
61487	RB of Scotland N.V.	HSI R Bull CBBC Sep 2010 C	0.251	21,300 per 13,000 units	21,800 per 13,000 units	2010/09/29	250,000,000	2010/04/19
61494	UBS AG	HSBC R Bull CBBC Aug 2010 B	0.250	75 per 100 units	80 per 100 units	2010/08/30	200,000,000	2010/04/19
61490	UBS AG	HSI R Bull CBBC Aug 2010 W	0.250	21,200 per 10,000 units	21,700 per 10,000 units	2010/08/30	300,000,000	2010/04/19
61491	UBS AG	HSI R Bull CBBC Sep 2010 X	0.250	21,500 per 15,000 units	22,000 per 15,000 units	2010/09/29	300,000,000	2010/04/19
61492	UBS AG	HSI R Bull CBBC Nov 2010 J	0.250	21,300 per 38,000 units	21,800 per 38,000 units	2010/11/29	400,000,000	2010/04/19
61493	UBS AG	HSI R Bear CBBC Jul 2010 S	0.250	22,800 per 10,000 units	22,300 per 10,000 units	2010/07/29	300,000,000	2010/04/19
61495	UBS AG	TCH R Bull CBBC Sep 2010 B	0.250	150.88 per 100 units	158.88 per 100 units	2010/09/27	100,000,000	2010/04/19
61515	Goldman Sachs SP (Asia)	HSI R Bull CBBC Sep 2010 A	0.250	19,800 per 12,000 units	20,300 per 12,000 units	2010/09/29	200,000,000	2010/04/20
61516	Goldman Sachs SP (Asia)	HSI R Bull CBBC Sep 2010 B	0.250	20,100 per 15,000 units	20,600 per 15,000 units	2010/09/29	200,000,000	2010/04/20
61517	Goldman Sachs SP (Asia)	HSI R Bull CBBC Sep 2010 C	0.250	20,400 per 12,000 units	20,900 per 12,000 units	2010/09/29	200,000,000	2010/04/20
61507	KBC Fin Products Int'l Ltd.	HSI R Bear CBBC Sep 2010 I	0.270	24,900 per 12,000 units	24,400 per 12,000 units	2010/09/29	128,000,000	2010/04/20
61508	KBC Fin Products Int'l Ltd.	HSI R Bear CBBC Oct 2010 D	0.280	24,700 per 12,000 units	24,200 per 12,000 units	2010/10/28	128,000,000	2010/04/20
61509	KBC Fin Products Int'l Ltd.	HSI R Bear CBBC Oct 2010 E	0.360	25,100 per 10,000 units	24,600 per 10,000 units	2010/10/28	128,000,000	2010/04/20
61510	KBC Fin Products Int'l Ltd.	HSI R Bear CBBC Nov 2010 B	0.260	25,300 per 15,000 units	24,800 per 15,000 units	2010/11/29	158,000,000	2010/04/20
61511	KBC Fin Products Int'l Ltd.	HSI R Bear CBBC Nov 2010 C	0.340	25,500 per 12,000 units	25,000 per 12,000 units	2010/11/29	128,000,000	2010/04/20
61512	CC Rabobank B.A.	HSI R Bear CBBC Sep 2010 N	0.250	22,700 per 12,000 units	22,200 per 12,000 units	2010/09/29	200,000,000	2010/04/20
61513	CC Rabobank B.A.	HSI R Bear CBBC Sep 2010 O	0.250	22,900 per 10,000 units	22,400 per 10,000 units	2010/09/29	200,000,000	2010/04/20
61514	CC Rabobank B.A.	HSI R Bear CBBC Sep 2010 P	0.250	23,100 per 12,000 units	22,600 per 12,000 units	2010/09/29	200,000,000	2010/04/20
61503	UBS AG	A50 China R Bear CBBC Aug 2010 B	0.250	14.880	14.380	2010/08/16	200,000,000	2010/04/20
61504	UBS AG	HSI R Bull CBBC Nov 2010 K	0.250	20,300 per 38,000 units	20,800 per 38,000 units	2010/11/29	400,000,000	2010/04/20
61505	UBS AG	HSI R Bear CBBC Sep 2010 F	0.250	22,700 per 12,000 units	22,200 per 12,000 units	2010/09/29	300,000,000	2010/04/20
61506	UBS AG	HSI R Bear CBBC Sep 2010 Z	0.250	23,600 per 10,000 units	23,100 per 10,000 units	2010/09/29	300,000,000	2010/04/20
61542	Goldman Sachs SP (Asia)	HSI R Bear CBBC Sep 2010 D	0.250	23,700 per 15,000 units	23,200 per 15,000 units	2010/09/29	200,000,000	2010/04/21
61543	Goldman Sachs SP (Asia)	HSI R Bear CBBC Sep 2010 E	0.250	23,900 per 12,000 units	23,400 per 12,000 units	2010/09/29	200,000,000	2010/04/21
61545	Goldman Sachs SP (Asia)	HSI R Bear CBBC Sep 2010 F	0.250	24,300 per 12,000 units	23,800 per 12,000 units	2010/09/29	200,000,000	2010/04/21
61520	HK Bank	HSI R Bull CBBC Oct 2010 B	0.250	21,100 per 18,000 units	21,600 per 18,000 units	2010/10/28	160,000,000	2010/04/21
61534	KBC Fin Products Int'l Ltd.	Ch Mobile R Bull CBBC Aug 10A	0.250	72 per 100 units	76 per 100 units	2010/08/02	108,000,000	2010/04/21
61532	KBC Fin Products Int'l Ltd.	Ch Mobile R Bull CBBC Oct 10A	0.250	64.88 per 100 units	68.88 per 100 units	2010/10/04	108,000,000	2010/04/21
61533	KBC Fin Products Int'l Ltd.	Ch Mobile R Bull CBBC Oct 10B	0.250	68.88 per 100 units	72.88 per 100 units	2010/10/04	108,000,000	2010/04/21
61535	KBC Fin Products Int'l Ltd.	Ch Mobile R Bear CBBC Sep 10A	0.250	84.48 per 100 units	80.48 per 100 units	2010/09/01	108,000,000	2010/04/21
61537	KBC Fin Products Int'l Ltd.	Ch Mobile R Bear CBBC Oct 10C	0.250	88.48 per 100 units	84.48 per 100 units	2010/10/08	108,000,000	2010/04/21

## Newly listed callable bull/bear contracts (continued)

Code	Issuer	Name of issue	Issue prices (HK\$)	Strike price (HKD) / Strike level per 10 units	Call price (HKD) / Call level per 10 units	Expiry date	No. of issue (units)	Listing date
61522	KBC Fin Products Int'l Ltd.	China Life R Bull CBBC Aug 10A	0.360	34.380	35.380	2010/08/18	78,000,000	2010/04/21
61523	KBC Fin Products Int'l Ltd.	China Life R Bull CBBC Aug 10B	0.250	35.380	36.380	2010/08/05	78,000,000	2010/04/21
61524	KBC Fin Products Int'l Ltd.	China Life R Bull CBBC Sep 10A	0.460	33.380	34.380	2010/09/09	78,000,000	2010/04/21
61528	KBC Fin Products Int'l Ltd.	Ch Life R Bear CBBC Aug 2010 C	0.250	39.580	38.580	2010/08/05	78,000,000	2010/04/21
61529	KBC Fin Products Int'l Ltd.	Ch Life R Bear CBBC Aug 2010 D	0.340	40.680	39.680	2010/08/18	78,000,000	2010/04/21
61530	KBC Fin Products Int'l Ltd.	Ch Life R Bear CBBC Sep 2010 B	0.480	41.880	40.880	2010/09/15	78,000,000	2010/04/21
61531	KBC Fin Products Int'l Ltd.	Ch Life R Bear CBBC Oct 2010 A	0.600	43.000	42.000	2010/10/18	78,000,000	2010/04/21
61525	KBC Fin Products Int'l Ltd.	CP&CC R Bear CBBC Oct 2010 A	0.310	8.080	7.580	2010/10/04	128,000,000	2010/04/21
61526	KBC Fin Products Int'l Ltd.	HSBC R Bear CBBC Sep 2010 A	0.250	101.88 per 100 units	96.88 per 100 units	2010/09/01	108,000,000	2010/04/21
61527	KBC Fin Products Int'l Ltd.	SHK Ppt R Bull CBBC Sep 2010 A	0.300	105 per 100 units	113 per 100 units	2010/09/15	80,000,000	2010/04/21
61536	CC Rabobank B.A.	A50 China R Bull CBBC Sep 2010 A	0.250	11.380	11.880	2010/09/29	100,000,000	2010/04/21
61538	CC Rabobank B.A.	A50 China R Bull CBBC Sep 2010 B	0.250	11.880	12.380	2010/09/29	100,000,000	2010/04/21
61539	CC Rabobank B.A.	A50 China R Bull CBBC Sep 2010 C	0.250	12.380	12.880	2010/09/29	100,000,000	2010/04/21
61540	CC Rabobank B.A.	A50 China R Bull CBBC Sep 2010 D	0.250	12.880	13.380	2010/09/29	100,000,000	2010/04/21
61544	CC Rabobank B.A.	A50 China R Bear CBBC Sep 2010 E	0.250	14.880	14.380	2010/09/29	100,000,000	2010/04/21
61519	SGA Societe Generale Acceptance N.V.	HSI R Bear CBBC Jul10W	0.250	22,800 per 12,000 units	22,300 per 12,000 units	2010/07/29	300,000,000	2010/04/21
61518	SGA Societe Generale Acceptance N.V.	HSI R Bear CBBC Jul10Z	0.250	22,700 per 15,000 units	22,200 per 15,000 units	2010/07/29	300,000,000	2010/04/21
61541	UBS AG	China Life R Bear CBBC Oct 2010 C	0.300	40.880	39.880	2010/10/25	200,000,000	2010/04/21
61521	UBS AG	HSI R Bull CBBC Aug 2010 I	0.250	21,600 per 10,000 units	22,100 per 10,000 units	2010/08/30	300,000,000	2010/04/21
61547	Credit Suisse AG	A50 China R Bull CBBC Jul 2010 B	0.250	12.480	12.880	2010/07/26	100,000,000	2010/04/22
61546	Credit Suisse AG	HSI R Bull CBBC Aug 2010 T	0.250	21,700 per 22,000 units	22,200 per 22,000 units	2010/08/30	220,000,000	2010/04/22
61551	Goldman Sachs SP (Asia)	HSI R Bull CBBC Oct 2010 A	0.250	20,700 per 15,000 units	21,200 per 15,000 units	2010/10/28	200,000,000	2010/04/22
61555	Goldman Sachs SP (Asia)	HSI R Bear CBBC Oct 2010 B	0.250	23,300 per 15,000 units	22,800 per 15,000 units	2010/10/28	200,000,000	2010/04/22
61556	Goldman Sachs SP (Asia)	HSI R Bear CBBC Oct 2010 C	0.250	24,500 per 15,000 units	24,000 per 15,000 units	2010/10/28	200,000,000	2010/04/22
61550	UBS AG	HSBC R Bear CBBC Sep 2010 A	0.250	103.88 per 100 units	98.88 per 100 units	2010/09/20	200,000,000	2010/04/22
61548	UBS AG	HSI R Bear CBBC Nov 2010 L	0.250	22,800 per 38,000 units	22,300 per 38,000 units	2010/11/29	400,000,000	2010/04/22
61549	UBS AG	HSI R Bear CBBC Nov 2010 M	0.250	24,700 per 12,000 units	24,200 per 12,000 units	2010/11/29	300,000,000	2010/04/22
69983 <sup>#</sup>	HK Bank	A50 R Bull CBBC Aug 2010 A	0.150	11.980	12.380	2010/08/12	200,000,000	2010/04/22
61562	BNP Paribas Arbit Issu B.V.	HSI R Bear CBBC Dec 2010 A	0.250	23,400 per 9,000 units	22,900 per 9,000 units	2010/12/30	200,000,000	2010/04/23
61571	Credit Suisse AG	HSI R Bear CBBC Jul 2010 S	0.250	22,500 per 13,000 units	22,000 per 13,000 units	2010/07/29	195,000,000	2010/04/23
61574	KBC Fin Products Int'l Ltd.	A50 China R Bull CBBC Sep 10B	0.250	11.980	12.480	2010/09/15	78,000,000	2010/04/23
61575	KBC Fin Products Int'l Ltd.	A50 China R Bull CBBC Sep 10C	0.250	12.280	12.780	2010/09/01	78,000,000	2010/04/23
61564	KBC Fin Products Int'l Ltd.	HSI R Bull CBBC Sep 2010 J	0.250	21,500 per 12,000 units	22,000 per 12,000 units	2010/09/29	128,000,000	2010/04/23
61565	KBC Fin Products Int'l Ltd.	HSI R Bull CBBC Sep 2010 K	0.250	21,600 per 10,000 units	22,100 per 10,000 units	2010/09/29	128,000,000	2010/04/23
61572	KBC Fin Products Int'l Ltd.	HSI R Bear CBBC Aug 2010 L	0.250	22,400 per 10,000 units	21,900 per 10,000 units	2010/08/30	128,000,000	2010/04/23
61573	KBC Fin Products Int'l Ltd.	HSI R Bear CBBC Sep 2010 L	0.250	22,500 per 12,000 units	22,000 per 12,000 units	2010/09/29	128,000,000	2010/04/23
61566	Macquarie Bank Ltd.	HSI R Bull CBBC Jul 2010 C	0.250	20,600 per 12,000 units	21,200 per 12,000 units	2010/07/29	300,000,000	2010/04/23
61570	CC Rabobank B.A.	HSI R Bear CBBC Sep 2010 Q	0.250	22,500 per 10,000 units	22,000 per 10,000 units	2010/09/29	200,000,000	2010/04/23
61553	SGA Societe Generale Acceptance N.V.	CMob R Bull CBBC Aug10B	0.250	71 per 100 units	74 per 100 units	2010/08/30	300,000,000	2010/04/23
61552	SGA Societe Generale Acceptance N.V.	CCB R Bull CBBC Aug10A	0.250	5.600	6.000	2010/08/30	200,000,000	2010/04/23
61558	SGA Societe Generale Acceptance N.V.	A50 R Bull CBBC Aug10A	0.250	12.000	12.500	2010/08/30	150,000,000	2010/04/23
61559	SGA Societe Generale Acceptance N.V.	A50 R Bull CBBC Aug10B	0.250	12.500	13.000	2010/08/30	150,000,000	2010/04/23
61560	SGA Societe Generale Acceptance N.V.	A50 R Bear CBBC Aug10C	0.250	15.500	15.000	2010/08/30	150,000,000	2010/04/23

## Newly listed callable bull/bear contracts (continued)

Code	Issuer	Name of issue	Issue prices (HK\$)	Strike price (HKD) / Strike level per 10 units	Call price (HKD) / Call level per 10 units	Expiry date	No. of issue (units)	Listing date
61561	SGA Societe Generale Acceptance N.V.	A50 R Bear CBBC Aug10D	0.250	16.000	15.500	2010/08/30	150,000,000	2010/04/23
61554	SGA Societe Generale Acceptance NV	HSCEI R Bull CBBC Sep10A	0.250	11,000 per 12,000 units	11,500 per 12,000 units	2010/09/29	200,000,000	2010/04/23
61557	SGA Societe Generale Acceptance NV	HSCEI R Bull CBBC Sep10B	0.250	11,500 per 12,000 units	12,000 per 12,000 units	2010/09/29	200,000,000	2010/04/23
61569	SGA Societe Generale Acceptance N.V.	HSI R Bear CBBC Jul10Q	0.250	22,600 per 10,000 units	22,100 per 10,000 units	2010/07/29	300,000,000	2010/04/23
61567	SGA Societe Generale Acceptance N.V.	HSI R Bear CBBC Jul10V	0.250	22,400 per 15,000 units	21,900 per 15,000 units	2010/07/29	300,000,000	2010/04/23
61568	SGA Societe Generale Acceptance N.V.	HSI R Bear CBBC Jul10Y	0.250	22,500 per 12,000 units	22,000 per 12,000 units	2010/07/29	300,000,000	2010/04/23
61577	UBS AG	China Life R Bear CBBC Oct 2010 D	0.250	39.880	38.880	2010/10/11	200,000,000	2010/04/23
61563	UBS AG	HSI R Bull CBBC Sep 2010 I	0.250	21,500 per 10,000 units	22,000 per 10,000 units	2010/09/29	300,000,000	2010/04/23
61576	UBS AG	HSI R Bear CBBC Aug 2010 E	0.250	22,600 per 10,000 units	22,100 per 10,000 units	2010/08/30	300,000,000	2010/04/23
61605	Credit Suisse AG	A50 China R Bear CBBC Aug 2010 C	0.250	14.200	13.800	2010/08/23	100,000,000	2010/04/26
61581	Credit Suisse AG	HSI R Bull CBBC Jul 2010 T	0.250	21,000 per 13,000 units	21,500 per 13,000 units	2010/07/29	195,000,000	2010/04/26
61603	Credit Suisse AG	HSI R Bear CBBC Jul 2010 U	0.250	22,000 per 13,000 units	21,500 per 13,000 units	2010/07/29	195,000,000	2010/04/26
61582	Credit Suisse AG	HSI R Bear CBBC Aug 2010 U	0.250	22,300 per 22,000 units	21,800 per 22,000 units	2010/08/30	220,000,000	2010/04/26
61604	Credit Suisse AG	HSI R Bear CBBC Oct 2010 E	0.250	22,800 per 38,000 units	22,300 per 38,000 units	2010/10/28	190,000,000	2010/04/26
61598	CC Rabobank B.A.	HSI R Bear CBBC Sep 2010 R	0.250	22,100 per 10,000 units	21,600 per 10,000 units	2010/09/29	200,000,000	2010/04/26
61599	CC Rabobank B.A.	HSI R Bear CBBC Sep 2010 S	0.250	22,300 per 12,000 units	21,800 per 12,000 units	2010/09/29	200,000,000	2010/04/26
61593	RB of Scotland N.V.	COVS R Bull CBBC Aug 2010 E	0.250	12.680	13.880	2010/08/23	80,000,000	2010/04/26
61596	RB of Scotland N.V.	COVS R Bear CBBC Aug 2010 F	0.261	17.480	16.280	2010/08/23	80,000,000	2010/04/26
61597	RB of Scotland N.V.	COVS R Bear CBBC Aug 2010 G	0.321	18.080	16.880	2010/08/23	80,000,000	2010/04/26
61594	RB of Scotland N.V.	A50 China R Bull CBBC Aug 2010 B	0.250	11.820	12.320	2010/08/23	80,000,000	2010/04/26
61595	RB of Scotland N.V.	Jiangxi Copper R Bear CBBC Aug 2010 D	0.271	19.680	18.480	2010/08/16	80,000,000	2010/04/26
61578	SGA Societe Generale Acceptance N.V.	HSI R Bull CBBC Sep10F	0.250	21,300 per 15,000 units	21,800 per 15,000 units	2010/09/29	300,000,000	2010/04/26
61589	SGA Societe Generale Acceptance N.V.	HSI R Bull CBBC Sep10J	0.250	21,000 per 15,000 units	21,500 per 15,000 units	2010/09/29	300,000,000	2010/04/26
61591	SGA Societe Generale Acceptance N.V.	HSI R Bear CBBC Jul10G	0.250	22,200 per 12,000 units	21,700 per 12,000 units	2010/07/29	300,000,000	2010/04/26
61592	SGA Societe Generale Acceptance N.V.	HSI R Bear CBBC Jul10O	0.250	22,300 per 10,000 units	21,800 per 10,000 units	2010/07/29	300,000,000	2010/04/26
61590	SGA Societe Generale Acceptance N.V.	HSI R Bear CBBC Jul10P	0.250	22,100 per 15,000 units	21,600 per 15,000 units	2010/07/29	300,000,000	2010/04/26
61583	UBS AG	CC Bank R Bull CBBC Sep 2010 B	0.250	5.180	5.580	2010/09/13	100,000,000	2010/04/26
61584	UBS AG	China Life R Bear CBBC Oct 2010 E	0.250	38.880	37.880	2010/10/18	200,000,000	2010/04/26
61586	UBS AG	A50 China R Bear CBBC Aug 2010 C	0.250	14.380	13.880	2010/08/23	200,000,000	2010/04/26
61601	UBS AG	HSI R Bull CBBC Sep 2010 J	0.250	20,800 per 10,000 units	21,300 per 10,000 units	2010/09/29	300,000,000	2010/04/26
61579	UBS AG	HSI R Bull CBBC Sep 2010 Y	0.250	21,300 per 12,000 units	21,800 per 12,000 units	2010/09/29	300,000,000	2010/04/26
61580	UBS AG	HSI R Bull CBBC Nov 2010 N	0.250	21,000 per 15,000 units	21,500 per 15,000 units	2010/11/29	300,000,000	2010/04/26
61602	UBS AG	HSI R Bear CBBC Jul 2010 E	0.250	22,000 per 10,000 units	21,500 per 10,000 units	2010/07/29	300,000,000	2010/04/26
61587	UBS AG	HSI R Bear CBBC Jul 2010 T	0.250	22,200 per 10,000 units	21,700 per 10,000 units	2010/07/29	300,000,000	2010/04/26
61588	UBS AG	HSI R Bear CBBC Nov 2010 O	0.250	22,500 per 15,000 units	22,000 per 15,000 units	2010/11/29	300,000,000	2010/04/26
61600	UBS AG	Jiangxi Copper R Bull CBBC Aug 2010 A	0.250	14.680	15.880	2010/08/09	200,000,000	2010/04/26
61585	UBS AG	TCH R Bear CBBC Sep 2010 C	0.250	171.88 per 100 units	163.88 per 100 units	2010/09/27	100,000,000	2010/04/26
61612	Credit Suisse AG	HSI R Bull CBBC Sep 2010 J	0.250	20,800 per 22,000 units	21,300 per 22,000 units	2010/09/29	220,000,000	2010/04/27
61620	CC Rabobank B.A.	HSI R Bull CBBC Sep 2010 T	0.250	20,900 per 10,000 units	21,400 per 10,000 units	2010/09/29	200,000,000	2010/04/27
61624	CC Rabobank B.A.	HSI R Bull CBBC Sep 2010 U	0.250	21,100 per 12,000 units	21,600 per 12,000 units	2010/09/29	200,000,000	2010/04/27
61615	RB of Scotland N.V.	China Mobile R Bear CBBC Aug 2010 D	0.250	94.28 per 100 units	90.28 per 100 units	2010/08/16	80,000,000	2010/04/27
61613	RB of Scotland N.V.	A50 China R Bear CBBC Sep 2010 A	0.250	14.320	13.820	2010/09/20	80,000,000	2010/04/27
61614	RB of Scotland N.V.	A50 China R Bear CBBC Sep 2010 B	0.250	14.820	14.320	2010/09/20	80,000,000	2010/04/27

## Newly listed callable bull/bear contracts (continued)

Code	Issuer	Name of issue	Issue prices (HK\$)	Strike price (HKD) / Strike level per 10 units	Call price (HKD) / Call level per 10 units	Expiry date	No. of issue (units)	Listing date
61616	RB of Scotland N.V.	HSCEI R Bear CBBC Sep 2010 A	0.250	13,700 per 10,000 units	13,200 per 10,000 units	2010/09/29	250,000,000	2010/04/27
61611	UBS AG	A50 China R Bull CBBC Jul 2010 G	0.250	12.480	12.880	2010/07/27	200,000,000	2010/04/27
61617	UBS AG	HKEx R Bull CBBC Oct 2010 B	0.250	117.88 per 100 units	123.88 per 100 units	2010/10/18	200,000,000	2010/04/27
61621	UBS AG	HKEx R Bear CBBC Oct 2010 C	0.250	149.88 per 100 units	143.88 per 100 units	2010/10/18	200,000,000	2010/04/27
61622	UBS AG	HKEx R Bear CBBC Oct 2010 D	0.250	154.88 per 100 units	148.88 per 100 units	2010/10/25	200,000,000	2010/04/27
61606	UBS AG	HSCEI R Bear CBBC Sep 2010 C	0.250	13,500 per 20,000 units	13,000 per 20,000 units	2010/09/29	200,000,000	2010/04/27
61607	UBS AG	HSCEI R Bear CBBC Oct 2010 C	0.250	13,800 per 12,000 units	13,300 per 12,000 units	2010/10/28	200,000,000	2010/04/27
61608	UBS AG	HSCEI R Bear CBBC Nov 2010 A	0.250	14,000 per 20,000 units	13,500 per 20,000 units	2010/11/29	200,000,000	2010/04/27
61618	UBS AG	HSI R Bull CBBC Aug 2010 B	0.250	21,100 per 12,000 units	21,600 per 12,000 units	2010/08/30	300,000,000	2010/04/27
61619	UBS AG	HSI R Bull CBBC Dec 2010 F	0.250	20,800 per 38,000 units	21,300 per 38,000 units	2010/12/30	400,000,000	2010/04/27
61609	UBS AG	HSI R Bear CBBC Jul 2010 R	0.250	22,400 per 10,000 units	21,900 per 10,000 units	2010/07/29	300,000,000	2010/04/27
61610	UBS AG	HSI R Bear CBBC Sep 2010 V	0.250	22,100 per 12,000 units	21,600 per 12,000 units	2010/09/29	300,000,000	2010/04/27
61623	SGA Societe Generale Acceptance N.V.	HSI R Bull CBBC Sep10I	0.250	20,800 per 10,000 units	21,300 per 10,000 units	2010/09/29	300,000,000	2010/04/28
61626	SGA Societe Generale Acceptance N.V.	HSI R Bull CBBC Sep10Y	0.250	21,100 per 10,000 units	21,600 per 10,000 units	2010/09/29	300,000,000	2010/04/28
61625	SGA Societe Generale Acceptance N.V.	HSI R Bull CBBC Sep10Z	0.250	20,900 per 12,000 units	21,400 per 12,000 units	2010/09/29	300,000,000	2010/04/28
61627	UBS AG	China Mobile R Bear CBBC Oct 2010 B	0.250	86.88 per 100 units	82.88 per 100 units	2010/10/04	200,000,000	2010/04/28
61628	UBS AG	HSBC R Bear CBBC Sep 2010 B	0.250	90 per 100 units	85 per 100 units	2010/09/20	200,000,000	2010/04/28
61629	UBS AG	HSI R Bull CBBC Aug 2010 R	0.250	20,900 per 12,000 units	21,400 per 12,000 units	2010/08/30	300,000,000	2010/04/28
61630	UBS AG	HSI R Bear CBBC Sep 2010 T	0.250	22,500 per 10,000 units	22,000 per 10,000 units	2010/09/29	300,000,000	2010/04/28
61633	UBS AG	COVS R Bull CBBC Aug 2010 A	0.250	12.880	13.880	2010/08/16	100,000,000	2010/04/29
61638	UBS AG	COVS R Bear CBBC Aug 2010 B	0.280	17.880	16.880	2010/08/16	100,000,000	2010/04/29
61634	UBS AG	CUni R Bull CBBC Aug 2010 A	0.250	6.880	7.880	2010/08/30	100,000,000	2010/04/29
61635	UBS AG	CUni R Bull CBBC Aug 2010 B	0.250	7.380	8.380	2010/08/23	100,000,000	2010/04/29
61631	UBS AG	HSI R Bull CBBC Oct 2010 W	0.250	19,000 per 10,000 units	19,500 per 10,000 units	2010/10/28	300,000,000	2010/04/29
61632	UBS AG	HSI R Bull CBBC Dec 2010 G	0.250	18,800 per 38,000 units	19,300 per 38,000 units	2010/12/30	400,000,000	2010/04/29
61636	UBS AG	HSI R Bear CBBC Aug 2010 F	0.250	22,300 per 12,000 units	21,800 per 12,000 units	2010/08/30	300,000,000	2010/04/29
61637	UBS AG	HSI R Bear CBBC Oct 2010 X	0.250	22,000 per 15,000 units	21,500 per 15,000 units	2010/10/28	300,000,000	2010/04/29
61652	Credit Suisse AG	HSI R Bull CBBC Sep 2010 K	0.250	19,500 per 13,000 units	20,000 per 13,000 units	2010/09/29	195,000,000	2010/04/30
61653	Credit Suisse AG	HSI R Bull CBBC Sep 2010 L	0.250	20,000 per 13,000 units	20,500 per 13,000 units	2010/09/29	195,000,000	2010/04/30
61660	Credit Suisse AG	HSI R Bull CBBC Sep 2010 N	0.250	19,800 per 22,000 units	20,300 per 22,000 units	2010/09/29	220,000,000	2010/04/30
61654	Credit Suisse AG	HSI R Bull CBBC Oct 2010 F	0.250	19,000 per 13,000 units	19,500 per 13,000 units	2010/10/28	195,000,000	2010/04/30
61661	Credit Suisse AG	HSI R Bull CBBC Oct 2010 G	0.250	19,300 per 22,000 units	19,800 per 22,000 units	2010/10/28	220,000,000	2010/04/30
61662	Credit Suisse AG	HSI R Bear CBBC Aug 2010 V	0.250	21,800 per 22,000 units	21,300 per 22,000 units	2010/08/30	220,000,000	2010/04/30
61657	Credit Suisse AG	HSI R Bear CBBC Sep 2010 M	0.250	23,000 per 13,000 units	22,500 per 13,000 units	2010/09/29	195,000,000	2010/04/30
61639	HK Bank	HSI R Bull CBBC Oct 2010 C	0.250	20,000 per 12,000 units	20,500 per 12,000 units	2010/10/28	120,000,000	2010/04/30
61640	HK Bank	HSI R Bull CBBC Oct 2010 D	0.250	20,500 per 12,000 units	21,000 per 12,000 units	2010/10/28	120,000,000	2010/04/30
61641	HK Bank	HSI R Bear CBBC Aug 2010 E	0.250	22,300 per 12,000 units	21,800 per 12,000 units	2010/08/30	120,000,000	2010/04/30
61642	HK Bank	HSI R Bear CBBC Sep 2010 G	0.250	22,600 per 13,000 units	22,100 per 13,000 units	2010/09/29	120,000,000	2010/04/30
61643	HK Bank	HSI R Bear CBBC Sep 2010 H	0.250	22,800 per 10,000 units	22,300 per 10,000 units	2010/09/29	120,000,000	2010/04/30
61655	CC Rabobank B.A.	HSI R Bear CBBC Sep 2010 V	0.250	21,900 per 12,000 units	21,400 per 12,000 units	2010/09/29	200,000,000	2010/04/30
61656	RB of Scotland N.V.	HSI R Bear CBBC Sep 2010 D	0.250	22,500 per 10,000 units	22,000 per 10,000 units	2010/09/29	250,000,000	2010/04/30
61658	RB of Scotland N.V.	HSI R Bear CBBC Sep 2010 E	0.250	22,700 per 13,000 units	22,200 per 13,000 units	2010/09/29	250,000,000	2010/04/30
61659	RB of Scotland N.V.	HSI R Bear CBBC Nov 2010 A	0.250	22,500 per 30,000 units	22,000 per 30,000 units	2010/11/29	250,000,000	2010/04/30



## Newly listed callable bull/bear contracts (continued)

Code	Issuer	Name of issue	Issue prices (HK\$)	Strike price (HKD) / Strike level per 10 units	Call price (HKD) / Call level per 10 units	Expiry date	No. of issue (units)	Listing date
61644	SGA Societe Generale Acceptance N.V.	HSI R Bear CBBC Aug10P	0.250	22,000 per 10,000 units	21,500 per 10,000 units	2010/08/30	300,000,000	2010/04/30
61646	SGA Societe Generale Acceptance N.V.	HSI R Bear CBBC Sep10T	0.250	21,900 per 12,000 units	21,400 per 12,000 units	2010/09/29	300,000,000	2010/04/30
61645	SGA Societe Generale Acceptance N.V.	HSI R Bear CBBC Sep10X	0.250	21,800 per 15,000 units	21,300 per 15,000 units	2010/09/29	300,000,000	2010/04/30
61647	UBS AG	HKEx R Bear CBBC Sep 2010 D	0.250	144.88 per 100 units	138.88 per 100 units	2010/09/20	200,000,000	2010/04/30
61649	UBS AG	HSCEI R Bear CBBC Sep 2010 D	0.250	13,300 per 12,000 units	12,800 per 12,000 units	2010/09/29	200,000,000	2010/04/30
61650	UBS AG	HSI R Bear CBBC Aug 2010 W	0.250	21,800 per 10,000 units	21,300 per 10,000 units	2010/08/30	300,000,000	2010/04/30
61651	UBS AG	HSI R Bear CBBC Dec 2010 H	0.250	22,300 per 38,000 units	21,800 per 38,000 units	2010/12/30	400,000,000	2010/04/30
61648	UBS AG	SHK Ppt R Bear CBBC Sep 2010 A	0.250	126.88 per 100 units	118.88 per 100 units	2010/09/20	100,000,000	2010/04/30
61671	Credit Suisse AG	A50 China R Bull CBBC Aug 2010 D	0.250	12.100	12.500	2010/08/23	100,000,000	2010/05/03
61670	Credit Suisse AG	HSI R Bull CBBC Sep 2010 O	0.250	21,000 per 13,000 units	21,500 per 13,000 units	2010/09/29	195,000,000	2010/05/03
61669	Credit Suisse AG	HSI R Bear CBBC Aug 2010 W	0.250	23,500 per 13,000 units	23,000 per 13,000 units	2010/08/30	195,000,000	2010/05/03
61677	Deutsche Bank AG	HSI R Bull CBBC Oct 2010 J	0.270	20,900 per 12,000 units	21,400 per 12,000 units	2010/10/28	300,000,000	2010/05/03
61678	Deutsche Bank AG	HSI R Bull CBBC Oct 2010 K	0.260	21,100 per 10,000 units	21,580 per 10,000 units	2010/10/28	300,000,000	2010/05/03
61679	Deutsche Bank AG	HSI R Bear CBBC Aug 2010 W	0.250	22,100 per 12,000 units	21,600 per 12,000 units	2010/08/30	300,000,000	2010/05/03
61681	Deutsche Bank AG	HSI R Bear CBBC Sep 2010 B	0.300	22,600 per 12,000 units	22,100 per 12,000 units	2010/09/29	300,000,000	2010/05/03
61680	Deutsche Bank AG	HSI R Bear CBBC Sep 2010 C	0.270	22,300 per 12,000 units	21,800 per 12,000 units	2010/09/29	300,000,000	2010/05/03
61676	KBC Fin Products Int'l Ltd.	HSI R Bull CBBC Aug 2010 R	0.250	20,900 per 10,000 units	21,400 per 10,000 units	2010/08/30	128,000,000	2010/05/03
61664	KBC Fin Products Int'l Ltd.	HSI R Bear CBBC Aug 2010 N	0.250	22,000 per 12,000 units	21,500 per 12,000 units	2010/08/30	128,000,000	2010/05/03
61665	KBC Fin Products Int'l Ltd.	HSI R Bear CBBC Sep 2010 M	0.250	21,800 per 10,000 units	21,300 per 10,000 units	2010/09/29	128,000,000	2010/05/03
61666	KBC Fin Products Int'l Ltd.	HSI R Bear CBBC Sep 2010 N	0.250	22,200 per 10,000 units	21,700 per 10,000 units	2010/09/29	128,000,000	2010/05/03
61667	KBC Fin Products Int'l Ltd.	HSI R Bear CBBC Oct 2010 F	0.250	22,600 per 15,000 units	22,100 per 15,000 units	2010/10/28	158,000,000	2010/05/03
61668	SGA Societe Generale Acceptance N.V.	HSI R Bull CBBC Sep10S	0.250	21,000 per 15,000 units	21,500 per 15,000 units	2010/09/29	300,000,000	2010/05/03
61672	SGA Societe Generale Acceptance N.V.	HSI R Bear CBBC Sep10R	0.250	22,100 per 15,000 units	21,600 per 15,000 units	2010/09/29	300,000,000	2010/05/03
61674	UBS AG	A50 China R Bear CBBC Aug 2010 D	0.250	13.780	13.380	2010/08/23	200,000,000	2010/05/03
61675	UBS AG	HSI R Bull CBBC Nov 2010 P	0.250	21,000 per 15,000 units	21,500 per 15,000 units	2010/11/29	300,000,000	2010/05/03
61663	UBS AG	HSI R Bear CBBC Aug 2010 Q	0.250	22,000 per 10,000 units	21,500 per 10,000 units	2010/08/30	300,000,000	2010/05/03
61673	UBS AG	TCH R Bull CBBC Sep 2010 D	0.250	150.88 per 100 units	158.88 per 100 units	2010/09/13	100,000,000	2010/05/03
61690	Credit Suisse AG	HSI R Bear CBBC Aug 2010 X	0.250	22,000 per 13,000 units	21,500 per 13,000 units	2010/08/30	195,000,000	2010/05/04
61685	Deutsche Bank AG	HSI R Bull CBBC Nov 2010 C	0.270	20,800 per 10,000 units	21,300 per 10,000 units	2010/11/29	300,000,000	2010/05/04
61692	Deutsche Bank AG	HSI R Bear CBBC Aug 2010 E	0.250	21,800 per 12,000 units	21,300 per 12,000 units	2010/08/30	300,000,000	2010/05/04
61686	Deutsche Bank AG	HSI R Bear CBBC Sep 2010 A	0.250	21,900 per 12,000 units	21,400 per 12,000 units	2010/09/29	300,000,000	2010/05/04
61687	Deutsche Bank AG	HSI R Bear CBBC Oct 2010 L	0.280	22,200 per 12,000 units	21,700 per 12,000 units	2010/10/28	300,000,000	2010/05/04
61688	Deutsche Bank AG	HSI R Bear CBBC Oct 2010 M	0.300	22,500 per 12,000 units	22,000 per 12,000 units	2010/10/28	300,000,000	2010/05/04
61689	Deutsche Bank AG	HSI R Bear CBBC Nov 2010 D	0.330	22,800 per 12,000 units	22,300 per 12,000 units	2010/11/29	300,000,000	2010/05/04
61683	HK Bank	CC Bank R Bear CBBC Sep 2010 A	0.250	7.380	7.080	2010/09/22	120,000,000	2010/05/04
61684	HK Bank	A50 R Bear CBBC Sep 2010 B	0.250	13.980	13.680	2010/09/22	120,000,000	2010/05/04
61682	UBS AG	HSI R Bull CBBC Oct 2010 Y	0.250	21,000 per 10,000 units	21,500 per 10,000 units	2010/10/28	300,000,000	2010/05/04
61691	UBS AG	HSI R Bear CBBC Oct 2010 Z	0.250	21,900 per 12,000 units	21,400 per 12,000 units	2010/10/28	300,000,000	2010/05/04
61155 <sup>#</sup>	RB of Scotland N.V.	DJIA R Bear CBBC Sep 2010 C	0.250	11,900 per 30,000 units	11,500 per 30,000 units	2010/09/17	60,000,000	2010/05/04
61693	Barclays Bank plc	HSI R Bear CBBC Aug 2010 C	0.162	22,600 per 10,000 units	22,100 per 10,000 units	2010/08/30	300,000,000	2010/05/05
61694	Barclays Bank plc	HSI R Bear CBBC Sep 2010 K	0.171	22,500 per 10,000 units	22,000 per 10,000 units	2010/09/29	300,000,000	2010/05/05
61695	Barclays Bank plc	HSI R Bear CBBC Nov 2010 A	0.250	22,400 per 12,000 units	21,900 per 12,000 units	2010/11/29	300,000,000	2010/05/05
61696	Barclays Bank plc	HSI R Bear CBBC Nov 2010 B	0.250	22,700 per 12,000 units	22,200 per 12,000 units	2010/11/29	300,000,000	2010/05/05

## Newly listed callable bull/bear contracts (continued)

Code	Issuer	Name of issue	Issue prices (HK\$)	Strike price (HKD) / Strike level per 10 units	Call price (HKD) / Call level per 10 units	Expiry date	No. of issue (units)	Listing date
61697	Barclays Bank plc	HSI R Bear CBBC Nov 2010 C	0.250	22,800 per 12,000 units	22,300 per 12,000 units	2010/11/29	300,000,000	2010/05/05
61701	BNP Paribas Arbit Issu B.V.	HSI R Bear CBBC Oct 2010 D	0.250	22,600 per 10,000 units	22,100 per 10,000 units	2010/10/28	100,000,000	2010/05/05
61702	BNP Paribas Arbit Issu B.V.	HSI R Bear CBBC Nov 2010 C	0.250	22,300 per 9,000 units	21,800 per 9,000 units	2010/11/29	100,000,000	2010/05/05
61712	Credit Suisse AG	A50 China R Bear CBBC Aug 2010 E	0.250	13.700	13.300	2010/08/23	100,000,000	2010/05/05
61714	Credit Suisse AG	HSI R Bull CBBC Sep 2010 P	0.250	20,500 per 13,000 units	21,000 per 13,000 units	2010/09/29	195,000,000	2010/05/05
61715	Credit Suisse AG	HSI R Bull CBBC Oct 2010 H	0.250	18,800 per 22,000 units	19,300 per 22,000 units	2010/10/28	220,000,000	2010/05/05
61713	Credit Suisse AG	HSI R Bear CBBC Aug 2010 Y	0.250	21,500 per 13,000 units	21,000 per 13,000 units	2010/08/30	195,000,000	2010/05/05
61699	Deutsche Bank AG	HSI R Bull CBBC Oct 2010 N	0.250	20,700 per 12,000 units	21,200 per 12,000 units	2010/10/28	300,000,000	2010/05/05
61700	Deutsche Bank AG	HSI R Bull CBBC Nov 2010 E	0.260	20,500 per 10,000 units	21,000 per 10,000 units	2010/11/29	300,000,000	2010/05/05
61706	Deutsche Bank AG	HSI R Bear CBBC Aug 2010 D	0.250	21,500 per 12,000 units	21,000 per 12,000 units	2010/08/30	300,000,000	2010/05/05
61707	Deutsche Bank AG	HSI R Bear CBBC Sep 2010 E	0.260	21,700 per 15,000 units	21,200 per 15,000 units	2010/09/29	300,000,000	2010/05/05
61708	Deutsche Bank AG	HSI R Bear CBBC Oct 2010 O	0.250	22,800 per 40,000 units	22,200 per 40,000 units	2010/10/28	300,000,000	2010/05/05
61698	HK Bank	HSI R Bear CBBC Sep 2010 I	0.250	22,000 per 12,000 units	21,500 per 12,000 units	2010/09/29	120,000,000	2010/05/05
61730	KBC Fin Products Int'l Ltd.	HSI R Bear CBBC Aug 2010 G	0.250	21,500 per 10,000 units	21,000 per 10,000 units	2010/08/30	128,000,000	2010/05/05
61731	KBC Fin Products Int'l Ltd.	HSI R Bear CBBC Sep 2010 O	0.250	22,100 per 10,000 units	21,600 per 10,000 units	2010/09/29	128,000,000	2010/05/05
61732	KBC Fin Products Int'l Ltd.	HSI R Bear CBBC Oct 2010 G	0.250	21,900 per 15,000 units	21,400 per 15,000 units	2010/10/28	158,000,000	2010/05/05
61733	KBC Fin Products Int'l Ltd.	HSI R Bear CBBC Oct 2010 H	0.250	22,300 per 12,000 units	21,800 per 12,000 units	2010/10/28	128,000,000	2010/05/05
61720	RB of Scotland N.V.	CCHC R Bull CBBC Sep 2010 A	0.251	8.280	9.280	2010/09/13	80,000,000	2010/05/05
61716	RB of Scotland N.V.	DJIA R Bear CBBC Sep 2010 E	0.265	11,550 per 20,000 units	11,150 per 20,000 units	2010/09/17	40,000,000	2010/05/05
61717	RB of Scotland N.V.	DJIA R Bear CBBC Sep 2010 F	0.343	11,750 per 20,000 units	11,350 per 20,000 units	2010/09/17	40,000,000	2010/05/05
61718	RB of Scotland N.V.	DJIA R Bear CBBC Sep 2010 G	0.333	12,150 per 30,000 units	11,750 per 30,000 units	2010/09/17	40,000,000	2010/05/05
61719	RB of Scotland N.V.	A50 China R Bull CBBC Sep 2010 C	0.250	11.320	11.820	2010/09/20	80,000,000	2010/05/05
61723	RB of Scotland N.V.	A50 China R Bear CBBC Sep 2010 D	0.256	13.820	13.320	2010/09/20	80,000,000	2010/05/05
61722	RB of Scotland N.V.	HSCEI R Bear CBBC Sep 2010 B	0.251	13,300 per 10,000 units	12,800 per 10,000 units	2010/09/29	250,000,000	2010/05/05
61721	RB of Scotland N.V.	HSI R Bear CBBC Sep 2010 F	0.251	22,300 per 13,000 units	21,800 per 13,000 units	2010/09/29	250,000,000	2010/05/05
61705	SGA Societe Generale Acceptance N.V.	HSI R Bull CBBC Sep10Q	0.250	20,400 per 15,000 units	20,900 per 15,000 units	2010/09/29	300,000,000	2010/05/05
61711	SGA Societe Generale Acceptance N.V.	HSI R Bear CBBC Sep10J	0.250	21,700 per 10,000 units	21,200 per 10,000 units	2010/09/29	300,000,000	2010/05/05
61710	SGA Societe Generale Acceptance N.V.	HSI R Bear CBBC Sep10O	0.250	21,600 per 12,000 units	21,100 per 12,000 units	2010/09/29	300,000,000	2010/05/05
61709	SGA Societe Generale Acceptance N.V.	HSI R Bear CBBC Sep10P	0.250	21,500 per 15,000 units	21,000 per 15,000 units	2010/09/29	300,000,000	2010/05/05
61725	UBS AG	CC Bank R Bear CBBC Oct 2010 B	0.250	7.280	6.880	2010/10/04	100,000,000	2010/05/05
61726	UBS AG	China Life R Bear CBBC Oct 2010 F	0.250	37.880	36.880	2010/10/11	200,000,000	2010/05/05
61728	UBS AG	A50 China R Bull CBBC Aug 2010 E	0.250	12.100	12.500	2010/08/09	200,000,000	2010/05/05
61727	UBS AG	HkEx R Bear CBBC Oct 2010 E	0.250	139.88 per 100 units	133.88 per 100 units	2010/10/11	200,000,000	2010/05/05
61729	UBS AG	HSBC R Bull CBBC Aug 2010 C	0.250	73.88 per 100 units	78.88 per 100 units	2010/08/23	200,000,000	2010/05/05
61703	UBS AG	HSI R Bull CBBC Aug 2010 I	0.250	20,700 per 12,000 units	21,200 per 12,000 units	2010/08/30	300,000,000	2010/05/05
61704	UBS AG	HSI R Bull CBBC Nov 2010 Q	0.250	20,500 per 15,000 units	21,000 per 15,000 units	2010/11/29	300,000,000	2010/05/05
61724	UBS AG	HSI R Bear CBBC Aug 2010 B	0.250	21,500 per 10,000 units	21,000 per 10,000 units	2010/08/30	300,000,000	2010/05/05
61745	Credit Suisse AG	A50 China R Bull CBBC Aug 2010 F	0.250	11.580	11.980	2010/08/23	100,000,000	2010/05/06
61749	Credit Suisse AG	A50 China R Bear CBBC Aug 2010 G	0.250	13.280	12.880	2010/08/23	100,000,000	2010/05/06
61747	Credit Suisse AG	HSI R Bull CBBC Sep 2010 Q	0.250	20,300 per 22,000 units	20,800 per 22,000 units	2010/09/29	220,000,000	2010/05/06
61746	Credit Suisse AG	HSI R Bear CBBC Aug 2010 Z	0.250	21,300 per 22,000 units	20,800 per 22,000 units	2010/08/30	220,000,000	2010/05/06
61737	Deutsche Bank AG	HSI R Bull CBBC Sep 2010 J	0.260	20,400 per 12,000 units	20,900 per 12,000 units	2010/09/29	300,000,000	2010/05/06
61738	Deutsche Bank AG	HSI R Bear CBBC Oct 2010 P	0.290	22,000 per 15,000 units	21,500 per 15,000 units	2010/10/28	300,000,000	2010/05/06

## Newly listed callable bull/bear contracts (continued)

Code	Issuer	Name of issue	Issue prices (HK\$)	Strike price (HKD) / Strike level per 10 units	Call price (HKD) / Call level per 10 units	Expiry date	No. of issue (units)	Listing date
61752	Deutsche Bank AG	HSI R Bear CBBC Oct 2010 Q	0.250	21,300 per 12,000 units	20,800 per 12,000 units	2010/10/28	300,000,000	2010/05/06
61739	Deutsche Bank AG	HSI R Bear CBBC Nov 2010 F	0.310	22,400 per 15,000 units	21,900 per 15,000 units	2010/11/29	300,000,000	2010/05/06
61740	Deutsche Bank AG	HSI R Bear CBBC Dec 2010 C	0.250	22,300 per 40,000 units	21,700 per 40,000 units	2010/12/30	300,000,000	2010/05/06
61748	KBC Fin Products Int'l Ltd.	HSI R Bull CBBC Oct 2010 I	0.250	20,200 per 10,000 units	20,700 per 10,000 units	2010/10/28	128,000,000	2010/05/06
61750	KBC Fin Products Int'l Ltd.	HSI R Bear CBBC Sep 2010 P	0.250	21,300 per 12,000 units	20,800 per 12,000 units	2010/09/29	128,000,000	2010/05/06
61736	RB of Scotland N.V.	BYD Company R Bear CBBC Aug 2010 C	0.250	83.08 per 100 units	78.08 per 100 units	2010/08/16	80,000,000	2010/05/06
61741	UBS AG	China Mobile R Bear CBBC Oct 2010 C	0.250	84.88 per 100 units	80.88 per 100 units	2010/10/11	100,000,000	2010/05/06
61734	UBS AG	HSI R Bull CBBC Sep 2010 U	0.250	20,400 per 10,000 units	20,900 per 10,000 units	2010/09/29	300,000,000	2010/05/06
61742	UBS AG	HSI R Bull CBBC Dec 2010 I	0.250	20,300 per 38,000 units	20,800 per 38,000 units	2010/12/30	400,000,000	2010/05/06
61743	UBS AG	HSI R Bear CBBC Sep 2010 P	0.250	21,700 per 12,000 units	21,200 per 12,000 units	2010/09/29	300,000,000	2010/05/06
61751	UBS AG	HSI R Bear CBBC Oct 2010 J	0.250	21,300 per 12,000 units	20,800 per 12,000 units	2010/10/28	300,000,000	2010/05/06
61735	UBS AG	HSI R Bear CBBC Nov 2010 R	0.250	21,500 per 15,000 units	21,000 per 15,000 units	2010/11/29	300,000,000	2010/05/06
61744	UBS AG	HSI R Bear CBBC Nov 2010 S	0.250	21,800 per 38,000 units	21,300 per 38,000 units	2010/11/29	400,000,000	2010/05/06
61759	Credit Suisse AG	HSI R Bear CBBC Oct 2010 I	0.250	22,300 per 38,000 units	21,800 per 38,000 units	2010/10/28	190,000,000	2010/05/07
61760	Deutsche Bank AG	HSI R Bull CBBC Oct 2010 R	0.250	20,300 per 12,000 units	20,800 per 12,000 units	2010/10/28	300,000,000	2010/05/07
61761	Deutsche Bank AG	HSI R Bear CBBC Nov 2010 G	0.250	21,600 per 12,000 units	21,100 per 12,000 units	2010/11/29	300,000,000	2010/05/07
61764	KBC Fin Products Int'l Ltd.	HSI R Bull CBBC Sep 2010 Q	0.250	20,500 per 12,000 units	21,000 per 12,000 units	2010/09/29	128,000,000	2010/05/07
61758	SGA Societe Generale Acceptance N.V.	HSI R Bull CBBC Sep10N	0.250	20,500 per 10,000 units	21,000 per 10,000 units	2010/09/29	300,000,000	2010/05/07
61757	SGA Societe Generale Acceptance N.V.	HSI R Bull CBBC Sep10Y	0.250	20,300 per 12,000 units	20,800 per 12,000 units	2010/09/29	300,000,000	2010/05/07
61753	SGA Societe Generale Acceptance N.V.	HSI R Bear CBBC Sep10F	0.250	21,300 per 12,000 units	20,800 per 12,000 units	2010/09/29	300,000,000	2010/05/07
61754	SGA Societe Generale Acceptance N.V.	HSI R Bear CBBC Sep10Z	0.250	21,400 per 10,000 units	20,900 per 10,000 units	2010/09/29	300,000,000	2010/05/07
61755	UBS AG	HSCEI R Bull CBBC Oct 2010 D	0.250	10,300 per 12,000 units	10,800 per 12,000 units	2010/10/28	100,000,000	2010/05/07
61762	UBS AG	HSI R Bull CBBC Aug 2010 R	0.250	20,500 per 10,000 units	21,000 per 10,000 units	2010/08/30	200,000,000	2010/05/07
61756	UBS AG	HSI R Bear CBBC Sep 2010 X	0.250	21,400 per 10,000 units	20,900 per 10,000 units	2010/09/29	200,000,000	2010/05/07
61763	UBS AG	HSI R Bear CBBC Oct 2010 S	0.250	21,600 per 10,000 units	21,100 per 10,000 units	2010/10/28	200,000,000	2010/05/07
61772	Credit Suisse AG	A50 China R Bull CBBC Sep 2010 C	0.250	11.100	11.500	2010/09/27	100,000,000	2010/05/10
61771	Credit Suisse AG	HSBC R Bear CBBC Sep 2010 D	0.250	88 per 100 units	83 per 100 units	2010/09/27	100,000,000	2010/05/10
61774	Deutsche Bank AG	HSI R Bull CBBC Sep 2010 L	0.310	19,100 per 10,000 units	19,600 per 10,000 units	2010/09/29	300,000,000	2010/05/10
61773	Deutsche Bank AG	HSI R Bull CBBC Sep 2010 N	0.360	18,600 per 10,000 units	19,100 per 10,000 units	2010/09/29	300,000,000	2010/05/10
61775	Deutsche Bank AG	HSI R Bull CBBC Oct 2010 S	0.340	18,800 per 10,000 units	19,300 per 10,000 units	2010/10/28	300,000,000	2010/05/10
61767	Deutsche Bank AG	HSI R Bear CBBC Sep 2010 K	0.270	21,400 per 15,000 units	20,900 per 15,000 units	2010/09/29	300,000,000	2010/05/10
61768	Deutsche Bank AG	HSI R Bear CBBC Dec 2010 D	0.250	21,800 per 40,000 units	21,200 per 40,000 units	2010/12/30	300,000,000	2010/05/10
61765	SGA Societe Generale Acceptance N.V.	HSI R Bull CBBC Sep10M	0.250	20,600 per 12,000 units	21,100 per 12,000 units	2010/09/29	300,000,000	2010/05/10
61770	UBS AG	A50 China R Bear CBBC Aug 2010 F	0.250	13.280	12.880	2010/08/23	100,000,000	2010/05/10
61769	UBS AG	HSCEI R Bear CBBC Oct 2010 E	0.250	13,000 per 20,000 units	12,500 per 20,000 units	2010/10/28	100,000,000	2010/05/10
61766	UBS AG	HSI R Bull CBBC Sep 2010 I	0.250	20,600 per 10,000 units	21,100 per 10,000 units	2010/09/29	200,000,000	2010/05/10
61777	Barclays Bank plc	HSI R Bear CBBC Aug 2010 D	0.151	22,000 per 10,000 units	21,500 per 10,000 units	2010/08/30	300,000,000	2010/05/11
61778	Barclays Bank plc	HSI R Bear CBBC Aug 2010 E	0.155	22,300 per 12,000 units	21,800 per 12,000 units	2010/08/30	300,000,000	2010/05/11
61779	Barclays Bank plc	HSI R Bear CBBC Sep 2010 L	0.161	22,200 per 10,000 units	21,700 per 10,000 units	2010/09/29	300,000,000	2010/05/11
61781	Barclays Bank plc	HSI R Bear CBBC Nov 2010 D	0.250	21,900 per 12,000 units	21,400 per 12,000 units	2010/11/29	300,000,000	2010/05/11
61782	Barclays Bank plc	HSI R Bear CBBC Nov 2010 E	0.250	22,100 per 12,000 units	21,600 per 12,000 units	2010/11/29	300,000,000	2010/05/11
61783	Credit Suisse AG	A50 China R Bear CBBC Oct 2010 A	0.250	14.700	14.300	2010/10/25	100,000,000	2010/05/11
61784	Credit Suisse AG	HSI R Bear CBBC Aug 2010 E	0.250	21,400 per 13,000 units	20,900 per 13,000 units	2010/08/30	195,000,000	2010/05/11

## Newly listed callable bull/bear contracts (continued)

Code	Issuer	Name of issue	Issue prices (HK\$)	Strike price (HKD) / Strike level per 10 units	Call price (HKD) / Call level per 10 units	Expiry date	No. of issue (units)	Listing date
61785	Credit Suisse AG	HSI R Bear CBBC Nov 2010 G	0.250	23,300 per 38,000 units	22,800 per 38,000 units	2010/11/29	190,000,000	2010/05/11
61801	Deutsche Bank AG	China Life R Bear CBBC Oct 2010 A	0.400	37.680	36.680	2010/10/11	150,000,000	2010/05/11
61802	Deutsche Bank AG	A50 China R Bear CBBC Oct 2010 A	0.290	14.680	14.180	2010/10/11	150,000,000	2010/05/11
61786	Deutsche Bank AG	HSI R Bull CBBC Oct 2010 T	0.250	19,500 per 12,000 units	20,000 per 12,000 units	2010/10/28	300,000,000	2010/05/11
61790	Deutsche Bank AG	HSI R Bear CBBC Oct 2010 U	0.250	22,900 per 15,000 units	22,400 per 15,000 units	2010/10/28	300,000,000	2010/05/11
61803	Deutsche Bank AG	TCH R Bull CBBC Oct 2010 A	0.250	145 per 100 units	152 per 100 units	2010/10/11	150,000,000	2010/05/11
61776	HK Bank	BYD Company R Bull CBBC Oct 2010 A	0.250	62.88 per 100 units	66.88 per 100 units	2010/10/22	120,000,000	2010/05/11
61780	HK Bank	BYD Company R Bear CBBC Oct 2010 B	0.250	88.28 per 100 units	84.28 per 100 units	2010/10/22	100,000,000	2010/05/11
61797	RB of Scotland N.V.	A50 China R Bull CBBC Sep 2010 E	0.252	10.820	11.320	2010/09/20	80,000,000	2010/05/11
61796	RB of Scotland N.V.	HSI R Bull CBBC Sep 2010 G	0.253	18,700 per 13,000 units	19,200 per 13,000 units	2010/09/29	250,000,000	2010/05/11
61798	RB of Scotland N.V.	HSI R Bear CBBC Sep 2010 H	0.253	22,100 per 13,000 units	21,600 per 13,000 units	2010/09/29	250,000,000	2010/05/11
61799	RB of Scotland N.V.	HSI R Bear CBBC Sep 2010 I	0.253	21,900 per 13,000 units	21,400 per 13,000 units	2010/09/29	250,000,000	2010/05/11
61800	RB of Scotland N.V.	HSI R Bear CBBC Oct 2010 C	0.256	22,900 per 13,000 units	22,400 per 13,000 units	2010/10/28	250,000,000	2010/05/11
61789	UBS AG	China Mobile R Bull CBBC Nov 2010 A	0.250	64.88 per 100 units	68.88 per 100 units	2010/11/08	100,000,000	2010/05/11
61787	UBS AG	China Life R Bull CBBC Nov 2010 B	0.420	30.880	31.880	2010/11/08	100,000,000	2010/05/11
61788	UBS AG	China Life R Bull CBBC Nov 2010 C	0.320	31.880	32.880	2010/11/08	100,000,000	2010/05/11
61793	UBS AG	A50 China R Bull CBBC Nov 2010 A	0.250	10.980	11.380	2010/11/15	100,000,000	2010/05/11
61794	UBS AG	A50 China R Bull CBBC Nov 2010 B	0.250	11.480	11.880	2010/11/08	100,000,000	2010/05/11
61791	UBS AG	HKEx R Bull CBBC Nov 2010 A	0.250	107.88 per 100 units	113.88 per 100 units	2010/11/08	100,000,000	2010/05/11
61792	UBS AG	HKEx R Bull CBBC Nov 2010 B	0.250	112.88 per 100 units	118.88 per 100 units	2010/11/01	100,000,000	2010/05/11
61795	UBS AG	HSI R Bull CBBC Oct 2010 Q	0.250	20,300 per 12,000 units	20,800 per 12,000 units	2010/10/28	200,000,000	2010/05/11
61654 <sup>#</sup>	Credit Suisse AG	HSI R Bull CBBC Oct 2010 F	0.084	19,000 per 13,000 units	19,500 per 13,000 units	2010/10/28	390,000,000	2010/05/11
61807	BNP Paribas Arbit Issu B.V.	HSI R Bear CBBC Aug 2010 M	0.250	22,000 per 10,000 units	21,500 per 10,000 units	2010/08/30	100,000,000	2010/05/12
61808	BNP Paribas Arbit Issu B.V.	HSI R Bear CBBC Sep 2010 E	0.250	21,700 per 11,000 units	21,200 per 11,000 units	2010/09/29	100,000,000	2010/05/12
61813	Credit Suisse AG	HSI R Bull CBBC Sep 2010 R	0.250	20,200 per 13,000 units	20,700 per 13,000 units	2010/09/29	195,000,000	2010/05/12
61814	Credit Suisse AG	HSI R Bull CBBC Oct 2010 J	0.250	19,100 per 22,000 units	19,600 per 22,000 units	2010/10/28	220,000,000	2010/05/12
61815	Credit Suisse AG	HSI R Bull CBBC Nov 2010 H	0.250	18,300 per 22,000 units	18,800 per 22,000 units	2010/11/29	220,000,000	2010/05/12
61816	Credit Suisse AG	HSI R Bull CBBC Nov 2010 I	0.250	18,500 per 13,000 units	19,000 per 13,000 units	2010/11/29	195,000,000	2010/05/12
61821	Credit Suisse AG	HSI R Bear CBBC Aug 2010 D	0.250	20,900 per 13,000 units	20,400 per 13,000 units	2010/08/30	195,000,000	2010/05/12
61822	Credit Suisse AG	HSI R Bear CBBC Aug 2010 G	0.250	21,600 per 22,000 units	21,100 per 22,000 units	2010/08/30	220,000,000	2010/05/12
61823	Credit Suisse AG	HSI R Bear CBBC Aug 2010 K	0.250	22,100 per 22,000 units	21,600 per 22,000 units	2010/08/30	220,000,000	2010/05/12
61848	Deutsche Bank AG	HSI R Bull CBBC Oct 2010 W	0.250	19,800 per 10,000 units	20,300 per 10,000 units	2010/10/28	300,000,000	2010/05/12
61817	Deutsche Bank AG	HSI R Bull CBBC Nov 2010 H	0.260	20,000 per 10,000 units	20,500 per 10,000 units	2010/11/29	300,000,000	2010/05/12
61818	Deutsche Bank AG	HSI R Bull CBBC Nov 2010 I	0.250	20,200 per 10,000 units	20,700 per 10,000 units	2010/11/29	300,000,000	2010/05/12
61819	Deutsche Bank AG	HSI R Bear CBBC Oct 2010 V	0.250	20,900 per 12,000 units	20,400 per 12,000 units	2010/10/28	300,000,000	2010/05/12
61820	Deutsche Bank AG	HSI R Bear CBBC Nov 2010 J	0.270	21,100 per 12,000 units	20,600 per 12,000 units	2010/11/29	300,000,000	2010/05/12
61854	Goldman Sachs SP (Asia)	HSI R Bear CBBC Oct 2010 D	0.250	21,100 per 12,000 units	20,600 per 12,000 units	2010/10/28	200,000,000	2010/05/12
61855	Goldman Sachs SP (Asia)	HSI R Bear CBBC Oct 2010 E	0.250	21,400 per 15,000 units	20,900 per 15,000 units	2010/10/28	200,000,000	2010/05/12
61856	Goldman Sachs SP (Asia)	HSI R Bear CBBC Oct 2010 F	0.250	21,700 per 12,000 units	21,200 per 12,000 units	2010/10/28	200,000,000	2010/05/12
61857	Goldman Sachs SP (Asia)	HSI R Bear CBBC Oct 2010 G	0.250	22,000 per 15,000 units	21,500 per 15,000 units	2010/10/28	200,000,000	2010/05/12
61858	Goldman Sachs SP (Asia)	HSI R Bear CBBC Oct 2010 H	0.250	22,300 per 12,000 units	21,800 per 12,000 units	2010/10/28	200,000,000	2010/05/12
61859	Goldman Sachs SP (Asia)	HSI R Bear CBBC Oct 2010 I	0.250	22,600 per 15,000 units	22,100 per 15,000 units	2010/10/28	200,000,000	2010/05/12
61860	Goldman Sachs SP (Asia)	HSI R Bear CBBC Oct 2010 J	0.250	22,900 per 12,000 units	22,400 per 12,000 units	2010/10/28	200,000,000	2010/05/12

## Newly listed callable bull/bear contracts (continued)

Code	Issuer	Name of issue	Issue prices (HK\$)	Strike price (HKD) / Strike level per 10 units	Call price (HKD) / Call level per 10 units	Expiry date	No. of issue (units)	Listing date
61806	HK Bank	A50 R Bear CBBC Oct 2010 A	0.250	13.180	12.880	2010/10/28	100,000,000	2010/05/12
61804	HK Bank	HSI R Bull CBBC Oct 2010 E	0.250	17,300 per 15,000 units	17,800 per 15,000 units	2010/10/28	150,000,000	2010/05/12
61805	HK Bank	HSI R Bull CBBC Oct 2010 F	0.250	19,000 per 10,000 units	19,500 per 10,000 units	2010/10/28	120,000,000	2010/05/12
61809	HK Bank	HSI R Bear CBBC Oct 2010 G	0.250	21,300 per 12,000 units	20,800 per 12,000 units	2010/10/28	120,000,000	2010/05/12
61810	HK Bank	HSI R Bear CBBC Oct 2010 H	0.250	21,700 per 13,000 units	21,200 per 13,000 units	2010/10/28	150,000,000	2010/05/12
61828	KBC Fin Products Int'l Ltd.	HSI R Bull CBBC Sep 2010 R	0.250	19,800 per 12,000 units	20,300 per 12,000 units	2010/09/29	128,000,000	2010/05/12
61836	KBC Fin Products Int'l Ltd.	HSI R Bull CBBC Oct 2010 J	0.320	16,500 per 12,000 units	17,000 per 12,000 units	2010/10/28	128,000,000	2010/05/12
61837	KBC Fin Products Int'l Ltd.	HSI R Bull CBBC Oct 2010 K	0.250	17,000 per 15,000 units	17,500 per 15,000 units	2010/10/28	158,000,000	2010/05/12
61838	KBC Fin Products Int'l Ltd.	HSI R Bull CBBC Oct 2010 L	0.310	17,300 per 10,000 units	17,800 per 10,000 units	2010/10/28	128,000,000	2010/05/12
61839	KBC Fin Products Int'l Ltd.	HSI R Bull CBBC Oct 2010 M	0.250	17,800 per 12,000 units	18,300 per 12,000 units	2010/10/28	128,000,000	2010/05/12
61840	KBC Fin Products Int'l Ltd.	HSI R Bear CBBC Sep 2010 S	0.250	20,900 per 10,000 units	20,400 per 10,000 units	2010/09/29	128,000,000	2010/05/12
61844	KBC Fin Products Int'l Ltd.	HSI R Bear CBBC Oct 2010 N	0.250	21,100 per 12,000 units	20,600 per 12,000 units	2010/10/28	128,000,000	2010/05/12
61853	CC Rabobank B.A.	HSI R Bear CBBC Sep 2010 A	0.250	21,700 per 10,000 units	21,200 per 10,000 units	2010/09/29	200,000,000	2010/05/12
61849	CC Rabobank B.A.	HSI R Bear CBBC Sep 2010 W	0.250	20,900 per 10,000 units	20,400 per 10,000 units	2010/09/29	200,000,000	2010/05/12
61850	CC Rabobank B.A.	HSI R Bear CBBC Sep 2010 X	0.250	21,100 per 12,000 units	20,600 per 12,000 units	2010/09/29	200,000,000	2010/05/12
61851	CC Rabobank B.A.	HSI R Bear CBBC Sep 2010 Y	0.250	21,300 per 10,000 units	20,800 per 10,000 units	2010/09/29	200,000,000	2010/05/12
61852	CC Rabobank B.A.	HSI R Bear CBBC Sep 2010 Z	0.250	21,500 per 12,000 units	21,000 per 12,000 units	2010/09/29	200,000,000	2010/05/12
61845	RB of Scotland N.V.	HSI R Bear CBBC Sep 2010 J	0.251	21,300 per 13,000 units	20,800 per 13,000 units	2010/09/29	250,000,000	2010/05/12
61846	RB of Scotland N.V.	HSI R Bear CBBC Sep 2010 K	0.252	21,500 per 13,000 units	21,000 per 13,000 units	2010/09/29	250,000,000	2010/05/12
61847	RB of Scotland N.V.	HSI R Bear CBBC Sep 2010 L	0.251	21,700 per 10,000 units	21,200 per 10,000 units	2010/09/29	250,000,000	2010/05/12
61826	SGA Societe Generale Acceptance N.V.	HSI R Bear CBBC Sep10I	0.250	21,100 per 10,000 units	20,600 per 10,000 units	2010/09/29	300,000,000	2010/05/12
61825	SGA Societe Generale Acceptance N.V.	HSI R Bear CBBC Sep10K	0.250	21,000 per 12,000 units	20,500 per 12,000 units	2010/09/29	300,000,000	2010/05/12
61824	SGA Societe Generale Acceptance N.V.	HSI R Bear CBBC Sep10L	0.250	20,900 per 15,000 units	20,400 per 15,000 units	2010/09/29	300,000,000	2010/05/12
61827	SGA Societe Generale Acceptance N.V.	HSI R Bear CBBC Sep10S	0.250	21,200 per 15,000 units	20,700 per 15,000 units	2010/09/29	300,000,000	2010/05/12
61831	UBS AG	Cheung Kong R Bear CBBC Oct 2010 A	0.250	111.88 per 100 units	103.88 per 100 units	2010/10/25	100,000,000	2010/05/12
61832	UBS AG	China Life R Bear CBBC Oct 2010 G	0.285	36.880	35.880	2010/10/25	100,000,000	2010/05/12
61833	UBS AG	HSBC R Bear CBBC Oct 2010 A	0.250	88.88 per 100 units	83.88 per 100 units	2010/10/25	100,000,000	2010/05/12
61830	UBS AG	HSCEI R Bear CBBC Aug 2010 C	0.250	12,800 per 12,000 units	12,300 per 12,000 units	2010/08/30	100,000,000	2010/05/12
61829	UBS AG	HSI R Bull CBBC Aug 2010 C	0.250	19,800 per 10,000 units	20,300 per 10,000 units	2010/08/30	200,000,000	2010/05/12
61811	UBS AG	HSI R Bull CBBC Aug 2010 M	0.250	20,200 per 10,000 units	20,700 per 10,000 units	2010/08/30	200,000,000	2010/05/12
61812	UBS AG	HSI R Bull CBBC Nov 2010 T	0.250	20,000 per 15,000 units	20,500 per 15,000 units	2010/11/29	200,000,000	2010/05/12
61841	UBS AG	HSI R Bear CBBC Aug 2010 P	0.250	20,900 per 12,000 units	20,400 per 12,000 units	2010/08/30	200,000,000	2010/05/12
61842	UBS AG	HSI R Bear CBBC Sep 2010 Y	0.250	21,000 per 10,000 units	20,500 per 10,000 units	2010/09/29	200,000,000	2010/05/12
61843	UBS AG	HSI R Bear CBBC Dec 2010 J	0.250	21,300 per 38,000 units	20,800 per 38,000 units	2010/12/30	300,000,000	2010/05/12
61834	UBS AG	Hutcheon R Bear CBBC Nov 2010 A	0.250	63.88 per 100 units	58.88 per 100 units	2010/11/15	100,000,000	2010/05/12
61835	UBS AG	SHK Ppt R Bear CBBC Nov 2010 A	0.250	121.88 per 100 units	113.88 per 100 units	2010/11/01	100,000,000	2010/05/12
61746*	Credit Suisse AG	HSI R Bear CBBC Aug 2010 Z	0.078	21,300 per 22,000 units	20,800 per 22,000 units	2010/08/30	220,000,000	2010/05/12
60512*	HK Bank	A50 R Bull CBBC Jun 2010 E	0.102	11.080	11.380	2010/06/18	100,000,000	2010/05/12
61900	Credit Suisse AG	A50 China R Bull CBBC Oct 2010 B	0.250	10.100	10.500	2010/10/25	100,000,000	2010/05/13
61901	Credit Suisse AG	A50 China R Bull CBBC Nov 2010 A	0.310	9.100	9.500	2010/11/22	100,000,000	2010/05/13
61914	Credit Suisse AG	A50 China R Bear CBBC Sep 2010 D	0.250	12.700	12.300	2010/09/27	100,000,000	2010/05/13
61871	Credit Suisse AG	HSI R Bull CBBC Sep 2010 S	0.250	19,800 per 22,000 units	20,300 per 22,000 units	2010/09/29	220,000,000	2010/05/13
61902	Credit Suisse AG	HSI R Bull CBBC Sep 2010 T	0.250	19,500 per 13,000 units	20,000 per 13,000 units	2010/09/29	195,000,000	2010/05/13

## Newly listed callable bull/bear contracts (continued)

Code	Issuer	Name of issue	Issue prices (HK\$)	Strike price (HKD) / Strike level per 10 units	Call price (HKD) / Call level per 10 units	Expiry date	No. of issue (units)	Listing date
61903	Credit Suisse AG	HSI R Bull CBBC Oct 2010 K	0.250	17,500 per 13,000 units	18,000 per 13,000 units	2010/10/28	195,000,000	2010/05/13
61904	Credit Suisse AG	HSI R Bull CBBC Nov 2010 J	0.250	18,000 per 13,000 units	18,500 per 13,000 units	2010/11/29	195,000,000	2010/05/13
61905	Credit Suisse AG	HSI R Bull CBBC Dec 2010 J	0.250	17,800 per 22,000 units	18,300 per 22,000 units	2010/12/30	220,000,000	2010/05/13
61906	Credit Suisse AG	HSI R Bear CBBC Aug 2010 J	0.250	21,000 per 13,000 units	20,500 per 13,000 units	2010/08/30	195,000,000	2010/05/13
61913	Credit Suisse AG	HSI R Bear CBBC Aug 2010 L	0.250	20,700 per 13,000 units	20,200 per 13,000 units	2010/08/30	195,000,000	2010/05/13
61907	Credit Suisse AG	HSI R Bear CBBC Oct 2010 L	0.250	21,800 per 38,000 units	21,300 per 38,000 units	2010/10/28	190,000,000	2010/05/13
61915	Deutsche Bank AG	HSI R Bull CBBC Sep 2010 M	0.250	19,400 per 10,000 units	19,900 per 10,000 units	2010/09/29	300,000,000	2010/05/13
61870	Deutsche Bank AG	HSI R Bull CBBC Nov 2010 K	0.250	19,700 per 12,000 units	20,200 per 12,000 units	2010/11/29	300,000,000	2010/05/13
61872	Deutsche Bank AG	HSI R Bear CBBC Sep 2010 P	0.250	20,700 per 12,000 units	20,200 per 12,000 units	2010/09/29	300,000,000	2010/05/13
61931	KBC Fin Products Int'l Ltd.	HSI R Bull CBBC Sep 2010 T	0.250	19,600 per 10,000 units	20,100 per 10,000 units	2010/09/29	128,000,000	2010/05/13
61908	KBC Fin Products Int'l Ltd.	HSI R Bull CBBC Oct 2010 O	0.250	19,400 per 10,000 units	19,900 per 10,000 units	2010/10/28	128,000,000	2010/05/13
61932	KBC Fin Products Int'l Ltd.	HSI R Bull CBBC Oct 2010 P	0.250	19,500 per 12,000 units	20,000 per 12,000 units	2010/10/28	128,000,000	2010/05/13
61909	Macquarie Bank Ltd.	HSI R Bull CBBC Oct 2010 A	0.250	19,000 per 12,000 units	19,600 per 12,000 units	2010/10/28	200,000,000	2010/05/13
61861	Macquarie Bank Ltd.	HSI R Bear CBBC Aug 2010 C	0.250	22,000 per 12,000 units	21,500 per 12,000 units	2010/08/30	200,000,000	2010/05/13
61934	CC Rabobank B.A.	A50 China R Bull CBBC Sep 2010 F	0.250	10.380	10.880	2010/09/29	100,000,000	2010/05/13
61935	CC Rabobank B.A.	A50 China R Bull CBBC Sep 2010 G	0.250	10.880	11.380	2010/09/29	100,000,000	2010/05/13
61936	CC Rabobank B.A.	A50 China R Bull CBBC Sep 2010 H	0.250	11.380	11.880	2010/09/29	100,000,000	2010/05/13
61941	CC Rabobank B.A.	A50 China R Bear CBBC Sep 2010 I	0.250	12.880	12.380	2010/09/29	100,000,000	2010/05/13
61937	CC Rabobank B.A.	HSI R Bull CBBC Sep 2010 B	0.250	19,500 per 12,000 units	20,000 per 12,000 units	2010/09/29	200,000,000	2010/05/13
61942	CC Rabobank B.A.	HSI R Bear CBBC Sep 2010 D	0.250	20,700 per 12,000 units	20,200 per 12,000 units	2010/09/29	200,000,000	2010/05/13
61888	RB of Scotland N.V.	China Mobile R Bull CBBC Aug 2010 E	0.251	61.28 per 100 units	65.28 per 100 units	2010/08/27	80,000,000	2010/05/13
61889	RB of Scotland N.V.	China Mobile R Bear CBBC Aug 2010 F	0.251	84.28 per 100 units	80.28 per 100 units	2010/08/27	80,000,000	2010/05/13
61925	RB of Scotland N.V.	COVS R Bull CBBC Aug 2010 H	0.255	11.480	12.680	2010/08/27	80,000,000	2010/05/13
61926	RB of Scotland N.V.	COVS R Bull CBBC Aug 2010 I	0.252	12.080	13.280	2010/08/27	80,000,000	2010/05/13
61927	RB of Scotland N.V.	COVS R Bear CBBC Aug 2010 J	0.253	15.680	14.480	2010/08/27	80,000,000	2010/05/13
61928	RB of Scotland N.V.	COVS R Bear CBBC Aug 2010 K	0.250	16.280	15.080	2010/08/27	80,000,000	2010/05/13
61878	RB of Scotland N.V.	CC Bank R Bull CBBC Sep 2010 A	0.252	4.880	5.380	2010/09/28	80,000,000	2010/05/13
61881	RB of Scotland N.V.	CC Bank R Bear CBBC Sep 2010 B	0.255	7.380	6.880	2010/09/28	80,000,000	2010/05/13
61882	RB of Scotland N.V.	CCHC R Bull CBBC Oct 2010 A	0.253	7.580	8.580	2010/10/18	80,000,000	2010/05/13
61883	RB of Scotland N.V.	CCHC R Bear CBBC Oct 2010 B	0.251	11.680	10.680	2010/10/18	80,000,000	2010/05/13
61884	RB of Scotland N.V.	Ch Life R Bull CBBC Sep 2010 A	0.251	28.88 per 100 units	30.28 per 100 units	2010/09/20	80,000,000	2010/05/13
61885	RB of Scotland N.V.	Ch Life R Bull CBBC Sep 2010 B	0.251	30.88 per 100 units	32.28 per 100 units	2010/09/20	80,000,000	2010/05/13
61886	RB of Scotland N.V.	Ch Life R Bear CBBC Sep 2010 C	0.256	37.68 per 100 units	36.28 per 100 units	2010/09/20	80,000,000	2010/05/13
61887	RB of Scotland N.V.	Ch Life R Bear CBBC Sep 2010 D	0.250	39.68 per 100 units	38.28 per 100 units	2010/09/20	80,000,000	2010/05/13
61873	RB of Scotland N.V.	DJIA R Bear CBBC Sep 2010 H	0.250	11,650 per 60,000 units	11,250 per 60,000 units	2010/09/17	40,000,000	2010/05/13
61923	RB of Scotland N.V.	A50 China R Bull CBBC Sep 2010 F	0.252	10.320	10.820	2010/09/20	80,000,000	2010/05/13
61924	RB of Scotland N.V.	A50 China R Bear CBBC Sep 2010 G	0.251	13.320	12.820	2010/09/20	80,000,000	2010/05/13
61890	RB of Scotland N.V.	HKEx R Bull CBBC Oct 2010 A	0.254	109.80 per 100 units	115.80 per 100 units	2010/10/11	80,000,000	2010/05/13
61891	RB of Scotland N.V.	HKEx R Bear CBBC Oct 2010 B	0.251	141.80 per 100 units	135.80 per 100 units	2010/10/11	80,000,000	2010/05/13
61892	RB of Scotland N.V.	HSBC R Bull CBBC Oct 2010 A	0.252	61.88 per 100 units	67.88 per 100 units	2010/10/15	80,000,000	2010/05/13
61893	RB of Scotland N.V.	HSBC R Bull CBBC Oct 2010 B	0.251	66.88 per 100 units	72.88 per 100 units	2010/10/15	80,000,000	2010/05/13
61894	RB of Scotland N.V.	HSBC R Bear CBBC Oct 2010 C	0.254	88.88 per 100 units	82.88 per 100 units	2010/10/15	80,000,000	2010/05/13
61895	RB of Scotland N.V.	HSBC R Bear CBBC Oct 2010 D	0.253	93.88 per 100 units	87.88 per 100 units	2010/10/15	80,000,000	2010/05/13

## Newly listed callable bull/bear contracts (continued)

Code	Issuer	Name of issue	Issue prices (HK\$)	Strike price (HKD) / Strike level per 10 units	Call price (HKD) / Call level per 10 units	Expiry date	No. of issue (units)	Listing date
61874	RB of Scotland N.V.	HSCEI R Bull CBBC Sep 2010 C	0.252	9,900 per 10,000 units	10,400 per 10,000 units	2010/09/29	250,000,000	2010/05/13
61875	RB of Scotland N.V.	HSCEI R Bull CBBC Sep 2010 D	0.251	10,300 per 10,000 units	10,800 per 10,000 units	2010/09/29	250,000,000	2010/05/13
61922	RB of Scotland N.V.	HSCEI R Bull CBBC Sep 2010 G	0.253	9,500 per 10,000 units	10,000 per 10,000 units	2010/09/29	250,000,000	2010/05/13
61876	RB of Scotland N.V.	HSCEI R Bear CBBC Sep 2010 E	0.252	12,500 per 10,000 units	12,000 per 10,000 units	2010/09/29	250,000,000	2010/05/13
61877	RB of Scotland N.V.	HSCEI R Bear CBBC Sep 2010 F	0.251	12,900 per 10,000 units	12,400 per 10,000 units	2010/09/29	250,000,000	2010/05/13
61916	RB of Scotland N.V.	HSI R Bull CBBC Oct 2010 D	0.253	17,900 per 13,000 units	18,400 per 13,000 units	2010/10/28	250,000,000	2010/05/13
61917	RB of Scotland N.V.	HSI R Bull CBBC Oct 2010 E	0.252	18,100 per 13,000 units	18,600 per 13,000 units	2010/10/28	250,000,000	2010/05/13
61918	RB of Scotland N.V.	HSI R Bull CBBC Oct 2010 F	0.252	18,300 per 10,000 units	18,800 per 10,000 units	2010/10/28	250,000,000	2010/05/13
61919	RB of Scotland N.V.	HSI R Bull CBBC Oct 2010 G	0.250	18,500 per 13,000 units	19,000 per 13,000 units	2010/10/28	250,000,000	2010/05/13
61920	RB of Scotland N.V.	HSI R Bull CBBC Oct 2010 H	0.250	18,900 per 13,000 units	19,400 per 13,000 units	2010/10/28	250,000,000	2010/05/13
61921	RB of Scotland N.V.	HSI R Bear CBBC Oct 2010 I	0.251	21,100 per 13,000 units	20,600 per 13,000 units	2010/10/28	250,000,000	2010/05/13
61896	RB of Scotland N.V.	Jiangxi Copper R Bull CBBC Sep 2010 A	0.268	12.480	13.680	2010/09/27	80,000,000	2010/05/13
61897	RB of Scotland N.V.	Jiangxi Copper R Bull CBBC Sep 2010 B	0.251	13.080	14.280	2010/09/27	80,000,000	2010/05/13
61898	RB of Scotland N.V.	Jiangxi Copper R Bear CBBC Sep 2010 C	0.250	17.280	16.080	2010/09/27	80,000,000	2010/05/13
61899	RB of Scotland N.V.	Jiangxi Copper R Bear CBBC Sep 2010 D	0.307	17.880	16.680	2010/09/27	80,000,000	2010/05/13
61863	UBS AG	BYD Company R Bull CBBC Oct 2010 A	0.250	53.88 per 100 units	58.88 per 100 units	2010/10/25	50,000,000	2010/05/13
61864	UBS AG	BYD Company R Bull CBBC Oct 2010 B	0.250	63.88 per 100 units	68.88 per 100 units	2010/10/11	50,000,000	2010/05/13
61910	UBS AG	China Mobile R Bull CBBC Nov 2010 B	0.250	70.88 per 100 units	74.88 per 100 units	2010/11/08	100,000,000	2010/05/13
61865	UBS AG	Sinopec Corp R Bull CBBC Oct 2010 B	0.250	5.080	5.480	2010/10/11	50,000,000	2010/05/13
61912	UBS AG	HSCEI R Bear CBBC Oct 2010 F	0.250	12,500 per 20,000 units	12,000 per 20,000 units	2010/10/28	100,000,000	2010/05/13
61869	UBS AG	HSI R Bull CBBC Sep 2010 J	0.250	19,700 per 12,000 units	20,200 per 12,000 units	2010/09/29	200,000,000	2010/05/13
61911	UBS AG	HSI R Bull CBBC Nov 2010 U	0.250	19,500 per 15,000 units	20,000 per 15,000 units	2010/11/29	200,000,000	2010/05/13
61929	UBS AG	HSI R Bear CBBC Nov 2010 V	0.250	20,800 per 10,000 units	20,300 per 10,000 units	2010/11/29	200,000,000	2010/05/13
61930	UBS AG	HSI R Bear CBBC Nov 2010 W	0.250	21,100 per 12,000 units	20,600 per 12,000 units	2010/11/29	200,000,000	2010/05/13
61862	UBS AG	TCH R Bull CBBC Oct 2010 A	0.250	135.88 per 100 units	143.88 per 100 units	2010/10/25	100,000,000	2010/05/13
61866	UBS AG	TCH R Bear CBBC Oct 2010 B	0.250	171.88 per 100 units	163.88 per 100 units	2010/10/18	100,000,000	2010/05/13
61867	UBS AG	TCH R Bear CBBC Nov 2010 A	0.250	176.88 per 100 units	168.88 per 100 units	2010/11/01	100,000,000	2010/05/13
61868	UBS AG	TCH R Bear CBBC Nov 2010 B	0.250	181.88 per 100 units	173.88 per 100 units	2010/11/08	100,000,000	2010/05/13
61945	Barclays Bank plc	HSI R Bull CBBC Aug 2010 F	0.158	18,600 per 10,000 units	19,100 per 10,000 units	2010/08/30	300,000,000	2010/05/14
61946	Barclays Bank plc	HSI R Bull CBBC Nov 2010 F	0.250	18,700 per 12,000 units	19,200 per 12,000 units	2010/11/29	300,000,000	2010/05/14
61947	Barclays Bank plc	HSI R Bull CBBC Nov 2010 G	0.250	18,900 per 12,000 units	19,400 per 12,000 units	2010/11/29	300,000,000	2010/05/14
61948	Barclays Bank plc	HSI R Bull CBBC Nov 2010 H	0.250	19,000 per 12,000 units	19,500 per 12,000 units	2010/11/29	300,000,000	2010/05/14
61949	Barclays Bank plc	HSI R Bear CBBC Aug 2010 G	0.157	21,500 per 10,000 units	21,000 per 10,000 units	2010/08/30	300,000,000	2010/05/14
61950	Barclays Bank plc	HSI R Bear CBBC Aug 2010 H	0.158	21,800 per 12,000 units	21,300 per 12,000 units	2010/08/30	300,000,000	2010/05/14
61951	Barclays Bank plc	HSI R Bear CBBC Sep 2010 M	0.158	21,600 per 12,000 units	21,100 per 12,000 units	2010/09/29	300,000,000	2010/05/14
61952	Barclays Bank plc	HSI R Bear CBBC Sep 2010 N	0.160	21,700 per 12,000 units	21,200 per 12,000 units	2010/09/29	300,000,000	2010/05/14
61953	Barclays Bank plc	HSI R Bear CBBC Nov 2010 I	0.250	21,300 per 12,000 units	20,800 per 12,000 units	2010/11/29	300,000,000	2010/05/14
61954	Barclays Bank plc	HSI R Bear CBBC Nov 2010 J	0.250	21,400 per 12,000 units	20,900 per 12,000 units	2010/11/29	300,000,000	2010/05/14
61955	BOCI Asia Ltd.	HSI R Bear CBBC Aug 2010 E	0.250	21,700 per 15,000 units	21,200 per 15,000 units	2010/08/30	100,000,000	2010/05/14
61956	BOCI Asia Ltd.	HSI R Bear CBBC Aug 2010 F	0.250	22,300 per 15,000 units	21,800 per 15,000 units	2010/08/30	100,000,000	2010/05/14
62005	BNP Paribas Arbit Issu B.V.	HSI R Bear CBBC Oct 2010 E	0.250	21,400 per 12,000 units	20,900 per 12,000 units	2010/10/28	100,000,000	2010/05/14
62006	BNP Paribas Arbit Issu B.V.	HSI R Bear CBBC Nov 2010 D	0.250	20,800 per 12,000 units	20,300 per 12,000 units	2010/11/29	100,000,000	2010/05/14
62007	BNP Paribas Arbit Issu B.V.	HSI R Bear CBBC Nov 2010 E	0.250	21,100 per 10,000 units	20,600 per 10,000 units	2010/11/29	100,000,000	2010/05/14

## Newly listed callable bull/bear contracts (continued)

Code	Issuer	Name of issue	Issue prices (HK\$)	Strike price (HKD) / Strike level per 10 units	Call price (HKD) / Call level per 10 units	Expiry date	No. of issue (units)	Listing date
62008	BNP Paribas Arbit Issu B.V.	HSI R Bear CBBC Dec 2010 B	0.250	20,500 per 10,000 units	20,000 per 10,000 units	2010/12/30	100,000,000	2010/05/14
61970	Credit Suisse AG	China Mobile R Bull CBBC Nov 2010 A	0.250	50 per 100 units	55 per 100 units	2010/11/22	100,000,000	2010/05/14
61969	Credit Suisse AG	China Mobile R Bear CBBC Aug 2010 B	0.250	83 per 100 units	78 per 100 units	2010/08/30	100,000,000	2010/05/14
61972	Credit Suisse AG	HSBC R Bull CBBC Dec 2010 A	0.250	50 per 100 units	55 per 100 units	2010/12/13	100,000,000	2010/05/14
61971	Credit Suisse AG	HSBC R Bear CBBC Aug 2010 A	0.250	83 per 100 units	78 per 100 units	2010/08/30	100,000,000	2010/05/14
61961	Credit Suisse AG	HSI R Bull CBBC Sep 2010 U	0.250	19,600 per 22,000 units	20,100 per 22,000 units	2010/09/29	220,000,000	2010/05/14
61962	Credit Suisse AG	HSI R Bull CBBC Oct 2010 M	0.250	17,300 per 22,000 units	17,800 per 22,000 units	2010/10/28	220,000,000	2010/05/14
61963	Credit Suisse AG	HSI R Bull CBBC Nov 2010 K	0.250	15,000 per 22,000 units	15,500 per 22,000 units	2010/11/29	220,000,000	2010/05/14
61965	Credit Suisse AG	HSI R Bull CBBC Nov 2010 L	0.250	16,800 per 22,000 units	17,300 per 22,000 units	2010/11/29	220,000,000	2010/05/14
61966	Credit Suisse AG	HSI R Bull CBBC Dec 2010 K	0.260	14,500 per 22,000 units	15,000 per 22,000 units	2010/12/30	220,000,000	2010/05/14
61967	Credit Suisse AG	HSI R Bull CBBC Dec 2010 L	0.250	15,500 per 22,000 units	16,000 per 22,000 units	2010/12/30	220,000,000	2010/05/14
61960	Credit Suisse AG	HSI R Bear CBBC Aug 2010 M	0.250	20,800 per 22,000 units	20,300 per 22,000 units	2010/08/30	220,000,000	2010/05/14
61968	Credit Suisse AG	HSI R Bear CBBC Aug 2010 N	0.250	20,500 per 22,000 units	20,000 per 22,000 units	2010/08/30	220,000,000	2010/05/14
61957	Deutsche Bank AG	HSI R Bull CBBC Sep 2010 R	0.250	19,600 per 10,000 units	20,100 per 10,000 units	2010/09/29	300,000,000	2010/05/14
61985	Deutsche Bank AG	HSI R Bull CBBC Oct 2010 X	0.270	19,300 per 12,000 units	19,800 per 12,000 units	2010/10/28	300,000,000	2010/05/14
61986	Deutsche Bank AG	HSI R Bear CBBC Sep 2010 S	0.250	20,500 per 12,000 units	20,000 per 12,000 units	2010/09/29	300,000,000	2010/05/14
61987	Deutsche Bank AG	HSI R Bear CBBC Nov 2010 L	0.260	20,800 per 15,000 units	20,300 per 15,000 units	2010/11/29	300,000,000	2010/05/14
61973	HK Bank	A50 R Bull CBBC Oct 2010 B	0.250	10.500	10.880	2010/10/22	150,000,000	2010/05/14
61974	HK Bank	A50 R Bull CBBC Oct 2010 C	0.250	9.900	10.280	2010/10/22	150,000,000	2010/05/14
61978	HK Bank	A50 R Bear CBBC Oct 2010 D	0.250	12.780	12.380	2010/10/22	100,000,000	2010/05/14
61975	HK Bank	HSI R Bull CBBC Nov 2010 A	0.250	16,600 per 15,000 units	17,100 per 15,000 units	2010/11/29	150,000,000	2010/05/14
61976	HK Bank	HSI R Bull CBBC Nov 2010 B	0.310	16,900 per 10,000 units	17,300 per 10,000 units	2010/11/29	120,000,000	2010/05/14
61977	HK Bank	HSI R Bull CBBC Nov 2010 C	0.250	17,100 per 12,000 units	17,500 per 12,000 units	2010/11/29	120,000,000	2010/05/14
61979	HK Bank	HSI R Bear CBBC Oct 2010 I	0.250	20,500 per 10,000 units	20,000 per 10,000 units	2010/10/28	100,000,000	2010/05/14
61980	HK Bank	HSI R Bear CBBC Oct 2010 J	0.250	20,900 per 15,000 units	20,400 per 15,000 units	2010/10/28	120,000,000	2010/05/14
62002	KBC Fin Products Int'l Ltd.	HSI R Bear CBBC Sep 2010 U	0.250	20,500 per 10,000 units	20,000 per 10,000 units	2010/09/29	128,000,000	2010/05/14
62003	CC Rabobank B.A.	HSI R Bull CBBC Oct 2010 A	0.250	19,300 per 10,000 units	19,800 per 10,000 units	2010/10/28	200,000,000	2010/05/14
62004	CC Rabobank B.A.	HSI R Bear CBBC Oct 2010 B	0.250	20,500 per 10,000 units	20,000 per 10,000 units	2010/10/28	200,000,000	2010/05/14
61981	SGA Societe Generale Acceptance N.V.	HSI R Bull CBBC Aug10D	0.250	19,200 per 15,000 units	19,700 per 15,000 units	2010/08/30	300,000,000	2010/05/14
61933	SGA Societe Generale Acceptance N.V.	HSI R Bull CBBC Aug10R	0.250	19,400 per 12,000 units	19,900 per 12,000 units	2010/08/30	300,000,000	2010/05/14
61982	SGA Societe Generale Acceptance N.V.	HSI R Bull CBBC Aug10T	0.250	19,300 per 10,000 units	19,800 per 10,000 units	2010/08/30	300,000,000	2010/05/14
61939	SGA Societe Generale Acceptance N.V.	HSI R Bull CBBC Aug10U	0.250	19,600 per 10,000 units	20,100 per 10,000 units	2010/08/30	300,000,000	2010/05/14
61938	SGA Societe Generale Acceptance N.V.	HSI R Bull CBBC Aug10Y	0.250	19,500 per 15,000 units	20,000 per 15,000 units	2010/08/30	300,000,000	2010/05/14
61984	SGA Societe Generale Acceptance N.V.	HSI R Bear CBBC Aug10B	0.250	20,600 per 15,000 units	20,100 per 15,000 units	2010/08/30	300,000,000	2010/05/14
61983	SGA Societe Generale Acceptance N.V.	HSI R Bear CBBC Aug10C	0.250	20,500 per 10,000 units	20,000 per 10,000 units	2010/08/30	300,000,000	2010/05/14
61944	SGA Societe Generale Acceptance N.V.	HSI R Bear CBBC Aug10Q	0.250	20,800 per 10,000 units	20,300 per 10,000 units	2010/08/30	300,000,000	2010/05/14
61943	SGA Societe Generale Acceptance N.V.	HSI R Bear CBBC Aug10S	0.250	20,700 per 12,000 units	20,200 per 12,000 units	2010/08/30	300,000,000	2010/05/14
61995	UBS AG	China Mobile R Bear CBBC Nov 2010 C	0.250	82.88 per 100 units	78.88 per 100 units	2010/11/15	100,000,000	2010/05/14
61988	UBS AG	China Life R Bull CBBC Dec 2010 B	0.530	28.880	29.880	2010/12/06	100,000,000	2010/05/14
61994	UBS AG	China Life R Bear CBBC Oct 2010 H	0.250	35.880	34.880	2010/10/28	100,000,000	2010/05/14
61998	UBS AG	A50 China R Bear CBBC Nov 2010 C	0.250	12.780	12.380	2010/11/08	100,000,000	2010/05/14
61989	UBS AG	HKEs R Bull CBBC Nov 2010 C	0.250	102.88 per 100 units	108.88 per 100 units	2010/11/29	100,000,000	2010/05/14
61996	UBS AG	HKEs R Bear CBBC Nov 2010 D	0.250	134.88 per 100 units	128.88 per 100 units	2010/11/22	100,000,000	2010/05/14



## Newly listed callable bull/bear contracts (continued)

Code	Issuer	Name of issue	Issue prices (HK\$)	Strike price (HKD) / Strike level per 10 units	Call price (HKD) / Call level per 10 units	Expiry date	No. of issue (units)	Listing date
61990	UBS AG	HSBC R Bull CBBC Nov 2010 A	0.250	53.88 per 100 units	58.88 per 100 units	2010/11/29	100,000,000	2010/05/14
61991	UBS AG	HSBC R Bull CBBC Nov 2010 B	0.250	63.88 per 100 units	68.88 per 100 units	2010/11/15	100,000,000	2010/05/14
61997	UBS AG	HSBC R Bear CBBC Oct 2010 B	0.250	83.88 per 100 units	78.88 per 100 units	2010/10/18	100,000,000	2010/05/14
61958	UBS AG	HSI R Bull CBBC Aug 2010 I	0.250	19,500 per 10,000 units	20,000 per 10,000 units	2010/08/30	200,000,000	2010/05/14
61959	UBS AG	HSI R Bull CBBC Oct 2010 Y	0.250	19,300 per 12,000 units	19,800 per 12,000 units	2010/10/28	200,000,000	2010/05/14
61999	UBS AG	HSI R Bear CBBC Sep 2010 M	0.250	20,700 per 12,000 units	20,200 per 12,000 units	2010/09/29	200,000,000	2010/05/14
62000	UBS AG	HSI R Bear CBBC Nov 2010 X	0.250	20,500 per 15,000 units	20,000 per 15,000 units	2010/11/29	200,000,000	2010/05/14
62001	UBS AG	HSI R Bear CBBC Dec 2010 K	0.250	21,000 per 15,000 units	20,500 per 15,000 units	2010/12/30	200,000,000	2010/05/14
61992	UBS AG	TCH R Bull CBBC Oct 2010 C	0.250	140.88 per 100 units	148.88 per 100 units	2010/10/25	100,000,000	2010/05/14
61993	UBS AG	TCH R Bull CBBC Nov 2010 C	0.250	130.88 per 100 units	138.88 per 100 units	2010/11/01	100,000,000	2010/05/14
62018	Credit Suisse AG	HSI R Bull CBBC Sep 2010 V	0.250	19,300 per 22,000 units	19,800 per 22,000 units	2010/09/29	220,000,000	2010/05/17
62019	Credit Suisse AG	HSI R Bull CBBC Sep 2010 W	0.250	19,900 per 22,000 units	20,400 per 22,000 units	2010/09/29	220,000,000	2010/05/17
62017	Credit Suisse AG	HSI R Bear CBBC Aug 2010 I	0.250	21,100 per 22,000 units	20,600 per 22,000 units	2010/08/30	220,000,000	2010/05/17
62027	Deutsche Bank AG	HSI R Bull CBBC Sep 2010 H	0.250	19,900 per 12,000 units	20,400 per 12,000 units	2010/09/29	300,000,000	2010/05/17
62013	Deutsche Bank AG	HSI R Bull CBBC Nov 2010 M	0.280	18,100 per 10,000 units	18,600 per 10,000 units	2010/11/29	300,000,000	2010/05/17
62014	Deutsche Bank AG	HSI R Bull CBBC Nov 2010 N	0.250	18,400 per 10,000 units	18,900 per 10,000 units	2010/11/29	300,000,000	2010/05/17
62015	Deutsche Bank AG	HSI R Bull CBBC Dec 2010 E	0.350	17,400 per 10,000 units	17,900 per 10,000 units	2010/12/30	300,000,000	2010/05/17
62016	Deutsche Bank AG	HSI R Bull CBBC Dec 2010 F	0.320	17,700 per 10,000 units	18,200 per 10,000 units	2010/12/30	300,000,000	2010/05/17
62031	Deutsche Bank AG	HSI R Bear CBBC Sep 2010 V	0.260	21,000 per 12,000 units	20,500 per 12,000 units	2010/09/29	300,000,000	2010/05/17
62009	Deutsche Bank AG	HSI R Bear CBBC Oct 2010 Y	0.250	20,600 per 12,000 units	20,100 per 12,000 units	2010/10/28	300,000,000	2010/05/17
62028	CC Rabobank B.A.	HSI R Bull CBBC Oct 2010 C	0.250	19,700 per 10,000 units	20,200 per 10,000 units	2010/10/28	200,000,000	2010/05/17
62029	CC Rabobank B.A.	HSI R Bull CBBC Oct 2010 D	0.250	19,900 per 12,000 units	20,400 per 12,000 units	2010/10/28	200,000,000	2010/05/17
62020	UBS AG	Cheung Kong R Bull CBBC Dec 2010 A	0.250	80.88 per 100 units	88.88 per 100 units	2010/12/06	50,000,000	2010/05/17
62021	UBS AG	China Life R Bull CBBC Oct 2010 I	0.250	32.880	33.880	2010/10/28	100,000,000	2010/05/17
62022	UBS AG	China Shenhua R Bull CBBC Dec 2010 A	0.250	26.88 per 100 units	28.88 per 100 units	2010/12/13	50,000,000	2010/05/17
62024	UBS AG	HSBC R Bear CBBC Dec 2010 C	0.250	93.88 per 100 units	88.88 per 100 units	2010/12/06	100,000,000	2010/05/17
62025	UBS AG	HSI R Bull CBBC Sep 2010 U	0.250	19,200 per 10,000 units	19,700 per 10,000 units	2010/09/29	200,000,000	2010/05/17
62026	UBS AG	HSI R Bull CBBC Oct 2010 K	0.250	19,900 per 12,000 units	20,400 per 12,000 units	2010/10/28	200,000,000	2010/05/17
62010	UBS AG	HSI R Bear CBBC Aug 2010 H	0.250	21,200 per 10,000 units	20,700 per 10,000 units	2010/08/30	200,000,000	2010/05/17
62011	UBS AG	HSI R Bear CBBC Sep 2010 S	0.250	20,600 per 10,000 units	20,100 per 10,000 units	2010/09/29	200,000,000	2010/05/17
62012	UBS AG	HSI R Bear CBBC Nov 2010 Y	0.250	20,800 per 38,000 units	20,300 per 38,000 units	2010/11/29	300,000,000	2010/05/17
62023	UBS AG	Hutcheon R Bull CBBC Nov 2010 B	0.250	43.88 per 100 units	48.88 per 100 units	2010/11/29	50,000,000	2010/05/17
62038	Credit Suisse AG	HSI R Bull CBBC Sep 2010 X	0.250	19,400 per 22,000 units	19,900 per 22,000 units	2010/09/29	220,000,000	2010/05/18
62037	Credit Suisse AG	HSI R Bear CBBC Aug 2010 O	0.250	21,200 per 22,000 units	20,700 per 22,000 units	2010/08/30	220,000,000	2010/05/18
62034	Deutsche Bank AG	HSI R Bull CBBC Oct 2010 Z	0.250	19,500 per 12,000 units	20,000 per 12,000 units	2010/10/28	300,000,000	2010/05/18
62039	KBC Fin Products Int'l Ltd.	A50 China R Bull CBBC Sep 10D	0.250	11.080	11.580	2010/09/15	88,000,000	2010/05/18
62040	KBC Fin Products Int'l Ltd.	A50 China R Bull CBBC Oct 10A	0.250	10.480	10.980	2010/10/18	88,000,000	2010/05/18
62043	KBC Fin Products Int'l Ltd.	A50 China R Bear CBBC Sep 10E	0.250	13.280	12.780	2010/09/10	88,000,000	2010/05/18
62044	KBC Fin Products Int'l Ltd.	A50 China R Bear CBBC Oct 10B	0.250	13.780	13.280	2010/10/15	88,000,000	2010/05/18
62035	UBS AG	HSCEI R Bull CBBC Nov 2010 B	0.250	10,500 per 20,000 units	11,000 per 20,000 units	2010/11/29	100,000,000	2010/05/18
62036	UBS AG	HSCEI R Bull CBBC Dec 2010 A	0.250	10,000 per 20,000 units	10,500 per 20,000 units	2010/12/30	100,000,000	2010/05/18
62030	UBS AG	HSI R Bull CBBC Sep 2010 Q	0.250	19,600 per 10,000 units	20,100 per 10,000 units	2010/09/29	200,000,000	2010/05/18
62032	UBS AG	HSI R Bull CBBC Nov 2010 Z	0.250	19,400 per 10,000 units	19,900 per 10,000 units	2010/11/29	200,000,000	2010/05/18

## Newly listed callable bull/bear contracts (continued)

Code	Issuer	Name of issue	Issue prices (HK\$)	Strike price (HKD) / Strike level per 10 units	Call price (HKD) / Call level per 10 units	Expiry date	No. of issue (units)	Listing date
62033	UBS AG	HSI R Bull CBBC Jan 2011 A	0.250	19,800 per 38,000 units	20,300 per 38,000 units	2011/01/28	300,000,000	2010/05/18
62057	Credit Suisse AG	HSI R Bull CBBC Sep 2010 Y	0.250	19,700 per 15,000 units	20,200 per 15,000 units	2010/09/29	195,000,000	2010/05/19
62056	Credit Suisse AG	HSI R Bear CBBC Aug 2010 R	0.250	20,600 per 15,000 units	20,100 per 15,000 units	2010/08/30	195,000,000	2010/05/19
62052	HK Bank	Sinopec Corp R Bull CBBC Dec 2010 A	0.250	4.900	5.280	2010/12/30	150,000,000	2010/05/19
62053	HK Bank	Sinopec Corp R Bull CBBC Jan 2011 A	0.250	4.780	5.080	2011/01/28	150,000,000	2010/05/19
62054	HK Bank	Sinopec Corp R Bear CBBC Oct 2010 C	0.250	7.500	7.180	2010/10/28	100,000,000	2010/05/19
62055	HK Bank	Sinopec Corp R Bear CBBC Nov 2010 A	0.250	6.900	6.580	2010/11/11	100,000,000	2010/05/19
62041	SGA Societe Generale Acceptance N.V.	A50 R Bull CBBC Sep10A	0.300	9.000	9.500	2010/09/29	150,000,000	2010/05/19
62042	SGA Societe Generale Acceptance N.V.	A50 R Bull CBBC Sep10B	0.250	9.500	10.000	2010/09/29	150,000,000	2010/05/19
62045	SGA Societe Generale Acceptance N.V.	A50 R Bull CBBC Sep10C	0.250	10.000	10.500	2010/09/29	150,000,000	2010/05/19
62049	SGA Societe Generale Acceptance N.V.	A50 R Bear CBBC Sep10D	0.250	13.500	13.000	2010/09/29	150,000,000	2010/05/19
62050	SGA Societe Generale Acceptance N.V.	A50 R Bear CBBC Sep10E	0.250	14.000	13.500	2010/09/29	150,000,000	2010/05/19
62051	SGA Societe Generale Acceptance N.V.	A50 R Bear CBBC Sep10F	0.260	14.500	14.000	2010/09/29	150,000,000	2010/05/19
62046	SGA Societe Generale Acceptance NV	HSCEI R Bear CBBC Sep10C	0.250	12,500 per 12,000 units	12,000 per 12,000 units	2010/09/29	200,000,000	2010/05/19
62047	SGA Societe Generale Acceptance NV	HSCEI R Bear CBBC Sep10D	0.250	13,000 per 12,000 units	12,500 per 12,000 units	2010/09/29	200,000,000	2010/05/19
62048	SGA Societe Generale Acceptance NV	HSCEI R Bear CBBC Sep10E	0.250	13,500 per 12,000 units	13,000 per 12,000 units	2010/09/29	200,000,000	2010/05/19
62058	UBS AG	BankComm R Bull CBBC Dec 2010 A	0.250	6.280	6.880	2010/12/06	50,000,000	2010/05/19
62060	UBS AG	COVS R Bull CBBC Nov 2010 A	0.250	12.380	13.380	2010/11/29	50,000,000	2010/05/19
62066	UBS AG	COVS R Bear CBBC Nov 2010 B	0.265	16.880	15.880	2010/11/29	50,000,000	2010/05/19
62059	UBS AG	Cheung Kong R Bull CBBC Dec 2010 B	0.250	75.88 per 100 units	83.88 per 100 units	2010/12/13	50,000,000	2010/05/19
62061	UBS AG	CNOOC R Bull CBBC Dec 2010 C	0.250	10.580	11.380	2010/12/06	50,000,000	2010/05/19
62062	UBS AG	HSBC R Bull CBBC Oct 2010 C	0.250	68.88 per 100 units	73.88 per 100 units	2010/10/18	100,000,000	2010/05/19
62063	UBS AG	HSBC R Bull CBBC Nov 2010 C	0.250	66.38 per 100 units	71.38 per 100 units	2010/11/08	100,000,000	2010/05/19
62064	UBS AG	Hutchison R Bull CBBC Dec 2010 A	0.250	38.88 per 100 units	43.88 per 100 units	2010/12/06	50,000,000	2010/05/19
62065	UBS AG	Ping An R Bull CBBC Nov 2010 A	0.250	47.88 per 100 units	53.88 per 100 units	2010/11/29	50,000,000	2010/05/19
62078	Credit Suisse AG	A50 China R Bull CBBC Sep 2010 E	0.250	11.600	12.000	2010/09/27	100,000,000	2010/05/20
62077	Credit Suisse AG	HSI R Bull CBBC Sep 2010 Z	0.250	19,800 per 22,000 units	20,300 per 22,000 units	2010/09/29	220,000,000	2010/05/20
62076	Credit Suisse AG	HSI R Bear CBBC Aug 2010 S	0.250	21,000 per 13,000 units	20,500 per 13,000 units	2010/08/30	195,000,000	2010/05/20
62070	Deutsche Bank AG	A50 China R Bull CBBC Oct 2010 B	0.250	11.180	11.680	2010/10/25	150,000,000	2010/05/20
62071	Deutsche Bank AG	A50 China R Bull CBBC Nov 2010 A	0.300	10.180	10.680	2010/11/01	150,000,000	2010/05/20
62069	Deutsche Bank AG	HSI R Bull CBBC Oct 2010 G	0.250	19,800 per 10,000 units	20,300 per 10,000 units	2010/10/28	300,000,000	2010/05/20
62068	Deutsche Bank AG	HSI R Bear CBBC Oct 2010 F	0.250	20,900 per 12,000 units	20,400 per 12,000 units	2010/10/28	300,000,000	2010/05/20
62074	UBS AG	A50 China R Bull CBBC Nov 2010 D	0.250	11.480	11.880	2010/11/08	100,000,000	2010/05/20
62072	UBS AG	HSBC R Bear CBBC Sep 2010 C	0.250	85.88 per 100 units	80.88 per 100 units	2010/09/20	100,000,000	2010/05/20
62067	UBS AG	HSI R Bear CBBC Aug 2010 R	0.250	20,900 per 12,000 units	20,400 per 12,000 units	2010/08/30	200,000,000	2010/05/20
62075	UBS AG	HSI R Bear CBBC Sep 2010 O	0.250	21,000 per 10,000 units	20,500 per 10,000 units	2010/09/29	200,000,000	2010/05/20
62073	UBS AG	TCH R Bull CBBC Nov 2010 D	0.250	145.88 per 100 units	153.88 per 100 units	2010/11/01	100,000,000	2010/05/20
69298 *	Credit Suisse AG	HSI R Bull CBBC Jul 2010 E	0.069	18,600 per 15,000 units	19,100 per 15,000 units	2010/07/29	210,000,000	2010/05/20
62091	Deutsche Bank AG	HSI R Bull CBBC Sep 2010 Z	0.260	19,000 per 10,000 units	19,500 per 10,000 units	2010/09/29	300,000,000	2010/05/24
62082	Deutsche Bank AG	HSI R Bull CBBC Nov 2010 O	0.250	19,700 per 12,000 units	20,200 per 12,000 units	2010/11/29	300,000,000	2010/05/24
62092	Deutsche Bank AG	HSI R Bear CBBC Nov 2010 P	0.250	20,700 per 12,000 units	20,200 per 12,000 units	2010/11/29	300,000,000	2010/05/24
62088	KBC Fin Products Int'l Ltd.	HSI R Bear CBBC Sep 2010 V	0.250	20,700 per 10,000 units	20,200 per 10,000 units	2010/09/29	128,000,000	2010/05/24
62089	CC Rabobank B.A.	HSI R Bear CBBC Oct 2010 E	0.250	20,700 per 12,000 units	20,200 per 12,000 units	2010/10/28	200,000,000	2010/05/24

**Newly listed callable bull/bear contracts (continued)**

Code	Issuer	Name of issue	Issue prices (HK\$)	Strike price (HKD) / Strike level per 10 units	Call price (HKD) / Call level per 10 units	Expiry date	No. of issue (units)	Listing date
62090	CC Rabobank B.A.	HSI R Bear CBBC Oct 2010 F	0.250	20,900 per 10,000 units	20,400 per 10,000 units	2010/10/28	200,000,000	2010/05/24
62080	SGA Societe Generale Acceptance N.V.	HSI R Bull CBBC Aug10A	0.250	19,700 per 12,000 units	20,200 per 12,000 units	2010/08/30	300,000,000	2010/05/24
62081	SGA Societe Generale Acceptance N.V.	HSI R Bull CBBC Aug10Z	0.250	19,800 per 15,000 units	20,300 per 15,000 units	2010/08/30	300,000,000	2010/05/24
62079	SGA Societe Generale Acceptance N.V.	HSI R Bull CBBC Sep10Q	0.250	19,900 per 10,000 units	20,400 per 10,000 units	2010/09/29	300,000,000	2010/05/24
62085	SGA Societe Generale Acceptance N.V.	HSI R Bear CBBC Sep10N	0.250	20,900 per 15,000 units	20,400 per 15,000 units	2010/09/29	300,000,000	2010/05/24
62083	SGA Societe Generale Acceptance N.V.	HSI R Bear CBBC Sep10Y	0.250	21,000 per 12,000 units	20,500 per 12,000 units	2010/09/29	300,000,000	2010/05/24
62086	UBS AG	CM Bank R Bull CBBC Nov 2010 A	0.325	14.880	16.880	2010/11/01	50,000,000	2010/05/24
62084	UBS AG	HSI R Bull CBBC Aug 2010 M	0.250	19,800 per 10,000 units	20,300 per 10,000 units	2010/08/30	200,000,000	2010/05/24
62087	UBS AG	HSI R Bear CBBC Sep 2010 I	0.250	20,700 per 12,000 units	20,200 per 12,000 units	2010/09/29	200,000,000	2010/05/24
62099	Credit Suisse AG	HSI R Bull CBBC Sep 2010 D	0.250	19,200 per 15,000 units	19,700 per 15,000 units	2010/09/29	195,000,000	2010/05/25
62100	Credit Suisse AG	HSI R Bull CBBC Sep 2010 G	0.250	19,600 per 22,000 units	20,100 per 22,000 units	2010/09/29	220,000,000	2010/05/25
62126	Credit Suisse AG	HSI R Bear CBBC Aug 2010 Q	0.250	20,200 per 22,000 units	19,700 per 22,000 units	2010/08/30	220,000,000	2010/05/25
62127	Credit Suisse AG	HSI R Bear CBBC Aug 2010 T	0.250	20,800 per 22,000 units	20,300 per 22,000 units	2010/08/30	220,000,000	2010/05/25
62097	Deutsche Bank AG	HSI R Bull CBBC Sep 2010 X	0.250	19,600 per 10,000 units	20,100 per 10,000 units	2010/09/29	300,000,000	2010/05/25
62098	Deutsche Bank AG	HSI R Bull CBBC Oct 2010 H	0.260	19,300 per 12,000 units	19,800 per 12,000 units	2010/10/28	300,000,000	2010/05/25
62123	Deutsche Bank AG	HSI R Bull CBBC Nov 2010 S	0.250	19,200 per 10,000 units	19,700 per 10,000 units	2010/11/29	300,000,000	2010/05/25
62124	Deutsche Bank AG	HSI R Bull CBBC Dec 2010 G	0.250	17,900 per 40,000 units	18,500 per 40,000 units	2010/12/30	300,000,000	2010/05/25
62101	Deutsche Bank AG	HSI R Bear CBBC Nov 2010 Q	0.250	20,200 per 12,000 units	19,700 per 12,000 units	2010/11/29	300,000,000	2010/05/25
62102	Deutsche Bank AG	HSI R Bear CBBC Nov 2010 R	0.270	20,400 per 12,000 units	19,900 per 12,000 units	2010/11/29	300,000,000	2010/05/25
62117	KBC Fin Products Int'l Ltd.	HSBC R Bear CBBC Sep 2010 B	0.250	85 per 100 units	80 per 100 units	2010/09/09	128,000,000	2010/05/25
62118	KBC Fin Products Int'l Ltd.	HSI R Bull CBBC Oct 2010 Q	0.250	17,600 per 10,000 units	18,100 per 10,000 units	2010/10/28	128,000,000	2010/05/25
62119	KBC Fin Products Int'l Ltd.	HSI R Bull CBBC Oct 2010 R	0.250	19,100 per 15,000 units	19,600 per 15,000 units	2010/10/28	180,000,000	2010/05/25
62120	KBC Fin Products Int'l Ltd.	HSI R Bull CBBC Nov 2010 D	0.250	17,700 per 15,000 units	18,200 per 15,000 units	2010/11/29	180,000,000	2010/05/25
62121	KBC Fin Products Int'l Ltd.	HSI R Bear CBBC Sep 2010 W	0.250	20,500 per 12,000 units	20,000 per 12,000 units	2010/09/29	128,000,000	2010/05/25
62122	KBC Fin Products Int'l Ltd.	HSI R Bear CBBC Sep 2010 X	0.250	20,900 per 10,000 units	20,400 per 10,000 units	2010/09/29	128,000,000	2010/05/25
62108	Macquarie Bank Ltd.	HSI R Bear CBBC Sep 2010 A	0.252	21,500 per 12,000 units	21,000 per 12,000 units	2010/09/29	200,000,000	2010/05/25
62125	CC Rabobank B.A.	HSI R Bull CBBC Oct 2010 G	0.250	19,100 per 10,000 units	19,600 per 10,000 units	2010/10/28	200,000,000	2010/05/25
62129	CC Rabobank B.A.	HSI R Bear CBBC Oct 2010 H	0.250	20,300 per 12,000 units	19,800 per 12,000 units	2010/10/28	200,000,000	2010/05/25
62130	CC Rabobank B.A.	HSI R Bear CBBC Oct 2010 I	0.250	20,500 per 10,000 units	20,000 per 10,000 units	2010/10/28	200,000,000	2010/05/25
62109	RB of Scotland N.V.	HSI R Bear CBBC Sep 2010 M	0.250	20,900 per 10,000 units	20,400 per 10,000 units	2010/09/29	250,000,000	2010/05/25
62106	SGA Societe Generale Acceptance N.V.	HSI R Bear CBBC Aug10B	0.250	20,500 per 10,000 units	20,000 per 10,000 units	2010/08/30	300,000,000	2010/05/25
62105	SGA Societe Generale Acceptance N.V.	HSI R Bear CBBC Aug10C	0.250	20,400 per 12,000 units	19,900 per 12,000 units	2010/08/30	300,000,000	2010/05/25
62104	SGA Societe Generale Acceptance N.V.	HSI R Bear CBBC Aug10Q	0.250	20,300 per 15,000 units	19,800 per 15,000 units	2010/08/30	300,000,000	2010/05/25
62103	SGA Societe Generale Acceptance N.V.	HSI R Bear CBBC Aug10S	0.250	20,200 per 10,000 units	19,700 per 10,000 units	2010/08/30	300,000,000	2010/05/25
62107	SGA Societe Generale Acceptance N.V.	HSI R Bear CBBC Aug10Y	0.250	20,600 per 15,000 units	20,100 per 15,000 units	2010/08/30	300,000,000	2010/05/25
62094	SGA Societe Generale Acceptance N.V.	HSI R Bear CBBC Sep10L	0.250	20,800 per 10,000 units	20,300 per 10,000 units	2010/09/29	300,000,000	2010/05/25
62093	SGA Societe Generale Acceptance N.V.	HSI R Bear CBBC Sep10M	0.250	20,700 per 12,000 units	20,200 per 12,000 units	2010/09/29	300,000,000	2010/05/25
62110	UBS AG	BOCL R Bull CBBC Nov 2010 A	0.250	3.180	3.680	2010/11/29	50,000,000	2010/05/25
62113	UBS AG	A50 China R Bear CBBC Nov 2010 E	0.250	12.780	12.380	2010/11/15	100,000,000	2010/05/25
62095	UBS AG	HSI R Bull CBBC Sep 2010 Y	0.250	19,200 per 10,000 units	19,700 per 10,000 units	2010/09/29	200,000,000	2010/05/25
62096	UBS AG	HSI R Bull CBBC Dec 2010 L	0.250	19,500 per 15,000 units	20,000 per 15,000 units	2010/12/30	200,000,000	2010/05/25
62114	UBS AG	HSI R Bear CBBC Aug 2010 C	0.250	20,500 per 10,000 units	20,000 per 10,000 units	2010/08/30	200,000,000	2010/05/25
62115	UBS AG	HSI R Bear CBBC Sep 2010 M	0.250	20,300 per 12,000 units	19,800 per 12,000 units	2010/09/29	200,000,000	2010/05/25

## Newly listed callable bull/bear contracts (continued)

Code	Issuer	Name of issue	Issue prices (HK\$)	Strike price (HKD) / Strike level per 10 units	Call price (HKD) / Call level per 10 units	Expiry date	No. of issue (units)	Listing date
62116	UBS AG	HSI R Bear CBBC Oct 2010 Q	0.250	20,800 per 10,000 units	20,300 per 10,000 units	2010/10/28	200,000,000	2010/05/25
62112	UBS AG	Ping An R Bear CBBC Nov 2010 B	0.250	79.88 per 100 units	73.88 per 100 units	2010/11/22	50,000,000	2010/05/25
62111	UBS AG	SHK Ppt R Bull CBBC Dec 2010 A	0.250	85.88 per 100 units	93.88 per 100 units	2010/12/06	50,000,000	2010/05/25
62132	BNP Paribas Arbit Issu B.V.	HSI R Bear CBBC Nov 2010 F	0.250	20,800 per 15,000 units	20,300 per 15,000 units	2010/11/29	100,000,000	2010/05/26
62133	BNP Paribas Arbit Issu B.V.	HSI R Bear CBBC Dec 2010 C	0.250	20,500 per 12,000 units	20,000 per 12,000 units	2010/12/30	100,000,000	2010/05/26
62145	Credit Suisse AG	HSI R Bull CBBC Sep 2010 E	0.250	19,300 per 22,000 units	19,800 per 22,000 units	2010/09/29	220,000,000	2010/05/26
62144	Credit Suisse AG	HSI R Bear CBBC Aug 2010 P	0.250	20,500 per 13,000 units	20,000 per 13,000 units	2010/08/30	195,000,000	2010/05/26
62134	Deutsche Bank AG	HSI R Bear CBBC Oct 2010 E	0.250	20,300 per 12,000 units	19,800 per 12,000 units	2010/10/28	300,000,000	2010/05/26
62146	KBC Fin Products Int'l Ltd.	HSI R Bull CBBC Oct 2010 S	0.250	19,400 per 12,000 units	19,900 per 12,000 units	2010/10/28	128,000,000	2010/05/26
62128	Macquarie Bank Ltd.	HSI R Bull CBBC Sep 2010 B	0.250	18,200 per 12,000 units	18,800 per 12,000 units	2010/09/29	300,000,000	2010/05/26
62131	Macquarie Bank Ltd.	HSI R Bull CBBC Nov 2010 A	0.251	19,000 per 12,000 units	19,500 per 12,000 units	2010/11/29	200,000,000	2010/05/26
62147	CC Rabobank B.A.	HSI R Bull CBBC Oct 2010 J	0.250	19,300 per 12,000 units	19,800 per 12,000 units	2010/10/28	200,000,000	2010/05/26
62138	UBS AG	BYD Company R Bull CBBC Nov 2010 A	0.250	43.88 per 100 units	48.88 per 100 units	2010/11/22	100,000,000	2010/05/26
62139	UBS AG	BYD Company R Bull CBBC Nov 2010 B	0.250	48.88 per 100 units	53.88 per 100 units	2010/11/08	100,000,000	2010/05/26
62140	UBS AG	China Mobile R Bull CBBC Nov 2010 D	0.250	60.88 per 100 units	64.88 per 100 units	2010/11/29	100,000,000	2010/05/26
62142	UBS AG	HSI R Bull CBBC Aug 2010 P	0.250	19,100 per 12,000 units	19,600 per 12,000 units	2010/08/30	200,000,000	2010/05/26
62135	UBS AG	HSI R Bull CBBC Nov 2010 B	0.250	18,400 per 10,000 units	18,900 per 10,000 units	2010/11/29	200,000,000	2010/05/26
62143	UBS AG	HSI R Bull CBBC Nov 2010 E	0.250	19,400 per 10,000 units	19,900 per 10,000 units	2010/11/29	200,000,000	2010/05/26
62136	UBS AG	HSI R Bull CBBC Dec 2010 M	0.250	18,000 per 10,000 units	18,500 per 10,000 units	2010/12/30	200,000,000	2010/05/26
62137	UBS AG	HSI R Bull CBBC Feb 2011 A	0.250	17,300 per 38,000 units	17,800 per 38,000 units	2011/02/25	300,000,000	2010/05/26
62141	UBS AG	HSI R Bear CBBC Nov 2010 F	0.250	20,500 per 15,000 units	20,000 per 15,000 units	2010/11/29	200,000,000	2010/05/26
62148	BOCI Asia Ltd.	HSI R Bull CBBC Sep 2010 A	0.250	18,100 per 15,000 units	18,600 per 15,000 units	2010/09/29	100,000,000	2010/05/27
62153	Credit Suisse AG	A50 China R Bull CBBC Jan 2011 A	0.250	10.960	11.360	2011/01/24	100,000,000	2010/05/27
62163	Credit Suisse AG	A50 China R Bear CBBC Sep 2010 F	0.250	12.700	12.300	2010/09/27	100,000,000	2010/05/27
62162	Credit Suisse AG	HSI R Bear CBBC Aug 2010 H	0.250	20,300 per 15,000 units	19,800 per 15,000 units	2010/08/30	195,000,000	2010/05/27
62157	Deutsche Bank AG	HSI R Bull CBBC Oct 2010 D	0.250	19,100 per 12,000 units	19,600 per 12,000 units	2010/10/28	300,000,000	2010/05/27
62158	Deutsche Bank AG	HSI R Bear CBBC Nov 2010 T	0.250	20,500 per 15,000 units	20,000 per 15,000 units	2010/11/29	300,000,000	2010/05/27
62165	Deutsche Bank AG	HSI R Bear CBBC Nov 2010 U	0.250	20,100 per 12,000 units	19,600 per 12,000 units	2010/11/29	300,000,000	2010/05/27
62155	HK Bank	HSI R Bear CBBC Nov 2010 D	0.250	20,300 per 12,000 units	19,800 per 12,000 units	2010/11/29	150,000,000	2010/05/27
62156	HK Bank	HSI R Bear CBBC Nov 2010 E	0.250	20,600 per 10,000 units	20,100 per 10,000 units	2010/11/29	120,000,000	2010/05/27
62159	KBC Fin Products Int'l Ltd.	HSI R Bear CBBC Aug 2010 Y	0.250	20,100 per 10,000 units	19,600 per 10,000 units	2010/08/30	128,000,000	2010/05/27
62164	CC Rabobank B.A.	HSI R Bear CBBC Oct 2010 K	0.250	20,100 per 10,000 units	19,600 per 10,000 units	2010/10/28	200,000,000	2010/05/27
62166	RB of Scotland N.V.	CCHC R Bull CBBC Oct 2010 C	0.250	6.180	7.180	2010/10/18	80,000,000	2010/05/27
62167	RB of Scotland N.V.	CCHC R Bull CBBC Oct 2010 D	0.250	6.880	7.880	2010/10/18	80,000,000	2010/05/27
62171	RB of Scotland N.V.	CCHC R Bear CBBC Oct 2010 E	0.250	10.280	9.280	2010/10/18	80,000,000	2010/05/27
62172	RB of Scotland N.V.	CCHC R Bear CBBC Oct 2010 F	0.250	10.980	9.980	2010/10/18	80,000,000	2010/05/27
62168	RB of Scotland N.V.	HSI R Bear CBBC Oct 2010 J	0.250	20,700 per 13,000 units	20,200 per 13,000 units	2010/10/28	250,000,000	2010/05/27
62152	SGA Societe Generale Acceptance N.V.	HSI R Bull CBBC Aug10D	0.250	19,400 per 15,000 units	19,900 per 15,000 units	2010/08/30	300,000,000	2010/05/27
62151	SGA Societe Generale Acceptance N.V.	HSI R Bull CBBC Aug10R	0.250	19,300 per 10,000 units	19,800 per 10,000 units	2010/08/30	300,000,000	2010/05/27
62150	SGA Societe Generale Acceptance N.V.	HSI R Bull CBBC Aug10T	0.250	19,200 per 12,000 units	19,700 per 12,000 units	2010/08/30	300,000,000	2010/05/27
62149	SGA Societe Generale Acceptance N.V.	HSI R Bull CBBC Aug10U	0.250	19,100 per 15,000 units	19,600 per 15,000 units	2010/08/30	300,000,000	2010/05/27
62160	UBS AG	HSCEI R Bear CBBC Sep 2010 E	0.250	12,300 per 12,000 units	11,800 per 12,000 units	2010/09/29	100,000,000	2010/05/27
62154	UBS AG	HSI R Bull CBBC Dec 2010 N	0.250	19,300 per 38,000 units	19,800 per 38,000 units	2010/12/30	300,000,000	2010/05/27

## Newly listed callable bull/bear contracts (continued)

Code	Issuer	Name of issue	Issue prices (HK\$)	Strike price (HKD) / Strike level per 10 units	Call price (HKD) / Call level per 10 units	Expiry date	No. of issue (units)	Listing date
62161	UBS AG	HSI R Bear CBBC Aug 2010 I	0.250	20,100 per 12,000 units	19,600 per 12,000 units	2010/08/30	200,000,000	2010/05/27
62173	Barclays Bank plc	HSI R Bull CBBC Oct 2010 A	0.155	18,300 per 10,000 units	18,800 per 10,000 units	2010/10/28	300,000,000	2010/05/28
62174	Barclays Bank plc	HSI R Bull CBBC Nov 2010 L	0.250	17,900 per 12,000 units	18,400 per 12,000 units	2010/11/29	300,000,000	2010/05/28
62175	Barclays Bank plc	HSI R Bull CBBC Nov 2010 M	0.250	18,100 per 12,000 units	18,600 per 12,000 units	2010/11/29	300,000,000	2010/05/28
62170	Barclays Bank plc	HSI R Bear CBBC Sep 2010 O	0.153	21,100 per 12,000 units	20,600 per 12,000 units	2010/09/29	300,000,000	2010/05/28
62169	Barclays Bank plc	HSI R Bear CBBC Nov 2010 K	0.250	20,900 per 12,000 units	20,400 per 12,000 units	2010/11/29	300,000,000	2010/05/28
62179	Credit Suisse AG	HSI R Bull CBBC Oct 2010 N	0.250	19,000 per 13,000 units	19,500 per 13,000 units	2010/10/28	195,000,000	2010/05/28
62190	Credit Suisse AG	HSI R Bear CBBC Aug 2010 C	0.250	20,000 per 22,000 units	19,500 per 22,000 units	2010/08/30	220,000,000	2010/05/28
62187	Deutsche Bank AG	HSI R Bull CBBC Oct 2010 K	0.250	18,900 per 12,000 units	19,400 per 12,000 units	2010/10/28	300,000,000	2010/05/28
62191	Deutsche Bank AG	HSI R Bear CBBC Oct 2010 J	0.250	20,000 per 12,000 units	19,500 per 12,000 units	2010/10/28	300,000,000	2010/05/28
62203	Goldman Sachs SP (Asia)	HSI R Bear CBBC Nov 2010 A	0.250	20,500 per 12,000 units	20,000 per 12,000 units	2010/11/29	200,000,000	2010/05/28
62204	Goldman Sachs SP (Asia)	HSI R Bear CBBC Nov 2010 B	0.250	20,800 per 15,000 units	20,300 per 15,000 units	2010/11/29	200,000,000	2010/05/28
62188	KBC Fin Products Int'l Ltd.	HSI R Bull CBBC Oct 2010 T	0.250	18,800 per 12,000 units	19,300 per 12,000 units	2010/10/28	128,000,000	2010/05/28
62189	KBC Fin Products Int'l Ltd.	HSI R Bull CBBC Oct 2010 U	0.250	18,900 per 10,000 units	19,400 per 10,000 units	2010/10/28	128,000,000	2010/05/28
62197	RB of Scotland N.V.	BYD Company R Bull CBBC Oct 2010 A	0.250	46.08 per 100 units	51.08 per 100 units	2010/10/11	80,000,000	2010/05/28
62200	RB of Scotland N.V.	BYD Company R Bear CBBC Oct 2010 B	0.250	74.12 per 100 units	69.12 per 100 units	2010/10/11	80,000,000	2010/05/28
62184	RB of Scotland N.V.	DJIA R Bear CBBC Sep 2010 I	0.250	11,350 per 60,000 units	10,950 per 60,000 units	2010/09/17	40,000,000	2010/05/28
62199	RB of Scotland N.V.	HSCEI R Bear CBBC Sep 2010 H	0.250	12,100 per 10,000 units	11,600 per 10,000 units	2010/09/29	250,000,000	2010/05/28
62180	RB of Scotland N.V.	Nikkei 225 R Bull CBBC Sep 2010 E	0.250	9,100 per 1,000 units	9,500 per 1,000 units	2010/09/10	40,000,000	2010/05/28
62185	RB of Scotland N.V.	Nikkei 225 R Bear CBBC Sep 2010 F	0.250	11,400 per 1,000 units	11,000 per 1,000 units	2010/09/10	40,000,000	2010/05/28
62186	RB of Scotland N.V.	Nikkei 225 R Bear CBBC Sep 2010 G	0.250	10,900 per 1,000 units	10,500 per 1,000 units	2010/09/10	40,000,000	2010/05/28
62198	RB of Scotland N.V.	TCH R Bull CBBC Oct 2010 A	0.250	131.80 per 100 units	138.80 per 100 units	2010/10/18	80,000,000	2010/05/28
62201	RB of Scotland N.V.	TCH R Bear CBBC Oct 2010 B	0.250	170.80 per 100 units	163.80 per 100 units	2010/10/18	80,000,000	2010/05/28
62202	RB of Scotland N.V.	TCH R Bear CBBC Oct 2010 C	0.271	175.80 per 100 units	168.80 per 100 units	2010/10/18	80,000,000	2010/05/28
62192	UBS AG	HKEx R Bear CBBC Nov 2010 E	0.250	129.88 per 100 units	123.88 per 100 units	2010/11/15	100,000,000	2010/05/28
62176	UBS AG	HSBC R Bull CBBC Nov 2010 D	0.250	58.88 per 100 units	63.88 per 100 units	2010/11/22	100,000,000	2010/05/28
62193	UBS AG	HSBC R Bear CBBC Oct 2010 D	0.250	80.88 per 100 units	75.88 per 100 units	2010/10/11	100,000,000	2010/05/28
62195	UBS AG	HSCEI R Bear CBBC Nov 2010 C	0.250	12,000 per 20,000 units	11,500 per 20,000 units	2010/11/29	100,000,000	2010/05/28
62196	UBS AG	HSI R Bull CBBC Sep 2010 J	0.250	18,800 per 10,000 units	19,300 per 10,000 units	2010/09/29	200,000,000	2010/05/28
62177	UBS AG	HSI R Bull CBBC Nov 2010 G	0.250	19,000 per 15,000 units	19,500 per 15,000 units	2010/11/29	200,000,000	2010/05/28
62178	UBS AG	HSI R Bear CBBC Aug 2010 D	0.250	20,200 per 10,000 units	19,700 per 10,000 units	2010/08/30	200,000,000	2010/05/28
62194	UBS AG	TCH R Bear CBBC Oct 2010 D	0.250	166.88 per 100 units	158.88 per 100 units	2010/10/25	100,000,000	2010/05/28
69297 <sup>+</sup>	Credit Suisse AG	HSI R Bull CBBC Jul 2010 D	0.068	18,200 per 15,000 units	18,700 per 15,000 units	2010/07/29	210,000,000	2010/05/28
61815 <sup>+</sup>	Credit Suisse AG	HSI R Bull CBBC Nov 2010 H	0.043	18,300 per 22,000 units	18,800 per 22,000 units	2010/11/29	275,000,000	2010/05/28
62210	Credit Suisse AG	HSI R Bull CBBC Nov 2010 M	0.250	18,800 per 22,000 units	19,300 per 22,000 units	2010/11/29	220,000,000	2010/05/31
62219	Deutsche Bank AG	China Mobile R Bull CBBC Nov 2010 A	0.250	66.68 per 100 units	70.68 per 100 units	2010/11/01	150,000,000	2010/05/31
62222	Deutsche Bank AG	A50 China R Bull CBBC Nov 2010 B	0.270	10.680	11.180	2010/11/15	150,000,000	2010/05/31
62220	Deutsche Bank AG	HKEx R Bear CBBC Nov 2010 A	0.270	136.18 per 100 units	130.18 per 100 units	2010/11/15	150,000,000	2010/05/31
62221	Deutsche Bank AG	HSBC R Bull CBBC Dec 2010 A	0.250	58.88 per 100 units	63.88 per 100 units	2010/12/06	150,000,000	2010/05/31
62209	Deutsche Bank AG	HSI R Bull CBBC Nov 2010 V	0.250	19,000 per 10,000 units	19,500 per 10,000 units	2010/11/29	300,000,000	2010/05/31
62213	RB of Scotland N.V.	DJIA R Bull CBBC Sep 2010 J	0.376	8,850 per 30,000 units	9,250 per 30,000 units	2010/09/17	40,000,000	2010/05/31
62214	RB of Scotland N.V.	DJIA R Bull CBBC Sep 2010 K	0.311	9,100 per 30,000 units	9,500 per 30,000 units	2010/09/17	40,000,000	2010/05/31
62205	SGA Societe Generale Acceptance N.V.	HSI R Bull CBBC Oct10A	0.250	18,800 per 15,000 units	19,300 per 15,000 units	2010/10/28	300,000,000	2010/05/31

## Newly listed callable bull/bear contracts (continued)

Code	Issuer	Name of issue	Issue prices (HK\$)	Strike price (HKD) / Strike level per 10 units	Call price (HKD) / Call level per 10 units	Expiry date	No. of issue (units)	Listing date
62206	SGA Societe Generale Acceptance N.V.	HSI R Bull CBBC Oct10B	0.250	18,900 per 12,000 units	19,400 per 12,000 units	2010/10/28	300,000,000	2010/05/31
62207	SGA Societe Generale Acceptance N.V.	HSI R Bull CBBC Oct10C	0.250	19,000 per 10,000 units	19,500 per 10,000 units	2010/10/28	300,000,000	2010/05/31
62208	SGA Societe Generale Acceptance N.V.	HSI R Bear CBBC Sep10K	0.250	20,100 per 12,000 units	19,600 per 12,000 units	2010/09/29	300,000,000	2010/05/31
62216	UBS AG	A50 China R Bull CBBC Nov 2010 F	0.250	11.480	11.880	2010/11/08	100,000,000	2010/05/31
62217	UBS AG	HSI R Bull CBBC Oct 2010 K	0.250	19,000 per 10,000 units	19,500 per 10,000 units	2010/10/28	200,000,000	2010/05/31
62218	UBS AG	HSI R Bull CBBC Nov 2010 J	0.250	18,900 per 12,000 units	19,400 per 12,000 units	2010/11/29	200,000,000	2010/05/31
62211	UBS AG	HSI R Bear CBBC Oct 2010 Y	0.250	20,400 per 10,000 units	19,900 per 10,000 units	2010/10/28	200,000,000	2010/05/31
62212	UBS AG	HSI R Bear CBBC Jan 2011 B	0.250	20,300 per 38,000 units	19,800 per 38,000 units	2011/01/28	300,000,000	2010/05/31
62215	UBS AG	TCH R Bear CBBC Oct 2010 E	0.250	161.88 per 100 units	153.88 per 100 units	2010/10/18	100,000,000	2010/05/31
62056*	Credit Suisse AG	HSI R Bear CBBC Aug 2010 R	0.106	20,600 per 15,000 units	20,100 per 15,000 units	2010/08/30	195,000,000	2010/05/31
62296	BNP Paribas Arbit Issu B.V.	HSI R Bull CBBC Nov 2010 G	0.250	16,700 per 11,000 units	17,200 per 11,000 units	2010/11/29	200,000,000	2010/06/01
62298	BNP Paribas Arbit Issu B.V.	HSI R Bull CBBC Nov 2010 H	0.250	17,500 per 10,000 units	18,000 per 10,000 units	2010/11/29	200,000,000	2010/06/01
62299	BNP Paribas Arbit Issu B.V.	HSI R Bull CBBC Dec 2010 D	0.250	17,100 per 10,000 units	17,600 per 10,000 units	2010/12/30	200,000,000	2010/06/01
62300	BNP Paribas Arbit Issu B.V.	HSI R Bear CBBC Nov 2010 I	0.250	20,200 per 10,000 units	19,700 per 10,000 units	2010/11/29	100,000,000	2010/06/01
62301	BNP Paribas Arbit Issu B.V.	HSI R Bear CBBC Dec 2010 E	0.250	19,900 per 11,000 units	19,400 per 11,000 units	2010/12/30	100,000,000	2010/06/01
62238	Credit Suisse AG	HSI R Bull CBBC Oct 2010 O	0.250	18,500 per 15,000 units	19,000 per 15,000 units	2010/10/28	195,000,000	2010/06/01
62233	Credit Suisse AG	HSI R Bear CBBC Sep 2010 I	0.250	19,500 per 22,000 units	19,000 per 22,000 units	2010/09/29	220,000,000	2010/06/01
62285	Deutsche Bank AG	HSI R Bull CBBC Sep 2010 Y	0.250	17,600 per 12,000 units	18,100 per 12,000 units	2010/09/29	300,000,000	2010/06/01
62232	Deutsche Bank AG	HSI R Bull CBBC Nov 2010 W	0.250	18,800 per 10,000 units	19,300 per 10,000 units	2010/11/29	300,000,000	2010/06/01
62240	Deutsche Bank AG	HSI R Bull CBBC Nov 2010 Y	0.250	18,600 per 12,000 units	19,100 per 12,000 units	2010/11/29	300,000,000	2010/06/01
62286	Deutsche Bank AG	HSI R Bull CBBC Nov 2010 Z	0.330	17,000 per 10,000 units	17,500 per 10,000 units	2010/11/29	300,000,000	2010/06/01
62287	Deutsche Bank AG	HSI R Bull CBBC Dec 2010 H	0.400	15,500 per 12,000 units	16,000 per 12,000 units	2010/12/30	300,000,000	2010/06/01
62288	Deutsche Bank AG	HSI R Bull CBBC Dec 2010 I	0.270	17,200 per 12,000 units	17,700 per 12,000 units	2010/12/30	300,000,000	2010/06/01
62289	Deutsche Bank AG	HSI R Bear CBBC Oct 2010 A	0.250	19,500 per 12,000 units	19,000 per 12,000 units	2010/10/28	300,000,000	2010/06/01
62235	Deutsche Bank AG	HSI R Bear CBBC Oct 2010 N	0.250	19,700 per 12,000 units	19,200 per 12,000 units	2010/10/28	300,000,000	2010/06/01
62236	Deutsche Bank AG	HSI R Bear CBBC Nov 2010 X	0.270	19,900 per 12,000 units	19,400 per 12,000 units	2010/11/29	300,000,000	2010/06/01
62290	Goldman Sachs SP (Asia)	HSI R Bull CBBC Nov 2010 C	0.250	16,200 per 12,000 units	16,700 per 12,000 units	2010/11/29	200,000,000	2010/06/01
62291	Goldman Sachs SP (Asia)	HSI R Bear CBBC Nov 2010 D	0.250	19,900 per 12,000 units	19,400 per 12,000 units	2010/11/29	200,000,000	2010/06/01
62292	Goldman Sachs SP (Asia)	HSI R Bear CBBC Nov 2010 E	0.250	20,200 per 15,000 units	19,700 per 15,000 units	2010/11/29	200,000,000	2010/06/01
62293	KBC Fin Products Int'l Ltd.	HSI R Bull CBBC Sep 2010 Y	0.250	17,100 per 10,000 units	17,600 per 10,000 units	2010/09/29	128,000,000	2010/06/01
62239	KBC Fin Products Int'l Ltd.	HSI R Bull CBBC Oct 2010 V	0.250	18,500 per 10,000 units	19,000 per 10,000 units	2010/10/28	128,000,000	2010/06/01
62297	KBC Fin Products Int'l Ltd.	HSI R Bear CBBC Sep 2010 Z	0.250	19,700 per 10,000 units	19,200 per 10,000 units	2010/09/29	128,000,000	2010/06/01
62294	KBC Fin Products Int'l Ltd.	HSI R Bear CBBC Oct 2010 W	0.250	19,900 per 12,000 units	19,400 per 12,000 units	2010/10/28	128,000,000	2010/06/01
62295	KBC Fin Products Int'l Ltd.	HSI R Bear CBBC Oct 2010 X	0.250	20,300 per 15,000 units	19,800 per 15,000 units	2010/10/28	158,000,000	2010/06/01
62234	Macquarie Bank Ltd.	HSI R Bear CBBC Oct 2010 B	0.250	21,000 per 12,000 units	20,500 per 12,000 units	2010/10/28	200,000,000	2010/06/01
62241	CC Rabobank B.A.	HSI R Bull CBBC Oct 2010 L	0.250	16,700 per 10,000 units	17,200 per 10,000 units	2010/10/28	200,000,000	2010/06/01
62242	CC Rabobank B.A.	HSI R Bull CBBC Oct 2010 M	0.250	16,900 per 12,000 units	17,400 per 12,000 units	2010/10/28	200,000,000	2010/06/01
62246	CC Rabobank B.A.	HSI R Bear CBBC Oct 2010 N	0.250	19,500 per 12,000 units	19,000 per 12,000 units	2010/10/28	200,000,000	2010/06/01
62247	CC Rabobank B.A.	HSI R Bear CBBC Oct 2010 O	0.250	19,700 per 10,000 units	19,200 per 10,000 units	2010/10/28	200,000,000	2010/06/01
62248	CC Rabobank B.A.	HSI R Bear CBBC Oct 2010 P	0.250	19,900 per 12,000 units	19,400 per 12,000 units	2010/10/28	200,000,000	2010/06/01
62223	RB of Scotland N.V.	DJIA R Bear CBBC Sep 2010 L	0.299	10,750 per 20,000 units	10,350 per 20,000 units	2010/09/17	40,000,000	2010/06/01
62224	RB of Scotland N.V.	DJIA R Bear CBBC Sep 2010 M	0.378	10,950 per 20,000 units	10,550 per 20,000 units	2010/09/17	40,000,000	2010/06/01
62225	RB of Scotland N.V.	DJIA R Bear CBBC Sep 2010 N	0.304	11,150 per 30,000 units	10,750 per 30,000 units	2010/09/17	40,000,000	2010/06/01

## Newly listed callable bull/bear contracts (continued)

Code	Issuer	Name of issue	Issue prices (HK\$)	Strike price (HKD) / Strike level per 10 units	Call price (HKD) / Call level per 10 units	Expiry date	No. of issue (units)	Listing date
62226	RB of Scotland N.V.	DJIA R Bear CBBC Sep 2010 O	0.357	11,350 per 30,000 units	10,950 per 30,000 units	2010/09/17	40,000,000	2010/06/01
62274	RB of Scotland N.V.	HSI R Bull CBBC Oct 2010 K	0.250	17,300 per 13,000 units	17,800 per 13,000 units	2010/10/28	250,000,000	2010/06/01
62275	RB of Scotland N.V.	HSI R Bull CBBC Oct 2010 L	0.251	17,500 per 10,000 units	18,000 per 10,000 units	2010/10/28	250,000,000	2010/06/01
62276	RB of Scotland N.V.	HSI R Bull CBBC Oct 2010 M	0.250	17,700 per 13,000 units	18,200 per 13,000 units	2010/10/28	250,000,000	2010/06/01
62279	RB of Scotland N.V.	HSI R Bear CBBC Oct 2010 N	0.251	20,100 per 10,000 units	19,600 per 10,000 units	2010/10/28	250,000,000	2010/06/01
62280	RB of Scotland N.V.	HSI R Bear CBBC Oct 2010 O	0.251	20,300 per 13,000 units	19,800 per 13,000 units	2010/10/28	250,000,000	2010/06/01
62281	RB of Scotland N.V.	HSI R Bear CBBC Oct 2010 P	0.251	20,500 per 13,000 units	20,000 per 13,000 units	2010/10/28	250,000,000	2010/06/01
62278	RB of Scotland N.V.	Nikkei 225 R Bull CBBC Sep 2010 H	0.250	8,600 per 1,000 units	9,000 per 1,000 units	2010/09/10	40,000,000	2010/06/01
62284	RB of Scotland N.V.	Nikkei 225 R Bear CBBC Sep 2010 I	0.251	10,400 per 1,000 units	10,000 per 1,000 units	2010/09/10	40,000,000	2010/06/01
62277	RB of Scotland N.V.	TCH R Bull CBBC Oct 2010 D	0.254	126.80 per 100 units	133.80 per 100 units	2010/10/18	80,000,000	2010/06/01
62282	RB of Scotland N.V.	TCH R Bear CBBC Oct 2010 E	0.252	160.80 per 100 units	153.80 per 100 units	2010/10/18	80,000,000	2010/06/01
62283	RB of Scotland N.V.	TCH R Bear CBBC Oct 2010 F	0.251	165.80 per 100 units	158.80 per 100 units	2010/10/18	80,000,000	2010/06/01
62243	UBS AG	China Mobile R Bull CBBC Dec 2010 A	0.250	56.88 per 100 units	60.88 per 100 units	2010/12/13	100,000,000	2010/06/01
62261	UBS AG	China Mobile R Bear CBBC Nov 2010 E	0.250	80.88 per 100 units	76.88 per 100 units	2010/11/29	100,000,000	2010/06/01
62260	UBS AG	China Life R Bear CBBC Oct 2010 J	0.250	34.880	33.880	2010/10/25	100,000,000	2010/06/01
62244	UBS AG	Sinopec Corp R Bull CBBC Nov 2010 A	0.250	4.980	5.380	2010/11/08	100,000,000	2010/06/01
62254	UBS AG	A50 China R Bull CBBC Nov 2010 G	0.250	10.480	10.880	2010/11/29	100,000,000	2010/06/01
62245	UBS AG	HKEx R Bull CBBC Dec 2010 A	0.250	92.88 per 100 units	98.88 per 100 units	2010/12/13	100,000,000	2010/06/01
62249	UBS AG	HKEx R Bull CBBC Dec 2010 B	0.250	97.88 per 100 units	103.88 per 100 units	2010/12/06	100,000,000	2010/06/01
62250	UBS AG	HSBC R Bull CBBC Dec 2010 D	0.250	48.88 per 100 units	53.88 per 100 units	2010/12/13	100,000,000	2010/06/01
62262	UBS AG	HSBC R Bear CBBC Nov 2010 E	0.250	78.88 per 100 units	73.88 per 100 units	2010/11/01	100,000,000	2010/06/01
62255	UBS AG	HSCEI R Bull CBBC Oct 2010 G	0.250	9,800 per 12,000 units	10,300 per 12,000 units	2010/10/28	100,000,000	2010/06/01
62256	UBS AG	HSCEI R Bull CBBC Nov 2010 D	0.250	9,300 per 12,000 units	9,800 per 12,000 units	2010/11/29	100,000,000	2010/06/01
62257	UBS AG	HSCEI R Bull CBBC Dec 2010 B	0.250	9,000 per 20,000 units	9,500 per 20,000 units	2010/12/30	100,000,000	2010/06/01
62265	UBS AG	HSCEI R Bear CBBC Oct 2010 H	0.250	11,800 per 12,000 units	11,300 per 12,000 units	2010/10/28	100,000,000	2010/06/01
62237	UBS AG	HSI R Bull CBBC Sep 2010 U	0.250	18,500 per 10,000 units	19,000 per 10,000 units	2010/09/29	200,000,000	2010/06/01
62230	UBS AG	HSI R Bull CBBC Oct 2010 W	0.250	18,700 per 12,000 units	19,200 per 12,000 units	2010/10/28	200,000,000	2010/06/01
62258	UBS AG	HSI R Bull CBBC Nov 2010 H	0.280	16,200 per 10,000 units	16,700 per 10,000 units	2010/11/29	200,000,000	2010/06/01
62259	UBS AG	HSI R Bull CBBC Dec 2010 O	0.250	16,500 per 15,000 units	17,000 per 15,000 units	2010/12/30	200,000,000	2010/06/01
62231	UBS AG	HSI R Bull CBBC Jan 2011 C	0.250	18,800 per 38,000 units	19,300 per 38,000 units	2011/01/28	300,000,000	2010/06/01
62266	UBS AG	HSI R Bear CBBC Sep 2010 Q	0.250	19,800 per 10,000 units	19,300 per 10,000 units	2010/09/29	200,000,000	2010/06/01
62270	UBS AG	HSI R Bear CBBC Nov 2010 K	0.250	19,700 per 12,000 units	19,200 per 12,000 units	2010/11/29	200,000,000	2010/06/01
62269	UBS AG	HSI R Bear CBBC Nov 2010 N	0.250	19,500 per 15,000 units	19,000 per 15,000 units	2010/11/29	200,000,000	2010/06/01
62273	UBS AG	HSI R Bear CBBC Dec 2010 P	0.250	20,000 per 15,000 units	19,500 per 15,000 units	2010/12/30	200,000,000	2010/06/01
62251	UBS AG	ICBC R Bull CBBC Nov 2010 A	0.250	4.480	4.880	2010/11/29	100,000,000	2010/06/01
62263	UBS AG	ICBC R Bear CBBC Nov 2010 B	0.250	6.780	6.380	2010/11/22	100,000,000	2010/06/01
62252	UBS AG	TCH R Bull CBBC Nov 2010 E	0.250	125.88 per 100 units	133.88 per 100 units	2010/11/29	100,000,000	2010/06/01
62253	UBS AG	TCH R Bull CBBC Dec 2010 A	0.250	120.88 per 100 units	128.88 per 100 units	2010/12/06	100,000,000	2010/06/01
62264	UBS AG	TCH R Bear CBBC Nov 2010 F	0.250	156.88 per 100 units	148.88 per 100 units	2010/11/18	100,000,000	2010/06/01
62322	Credit Suisse AG	HSI R Bear CBBC Sep 2010 J	0.250	19,800 per 15,000 units	19,300 per 15,000 units	2010/09/29	300,000,000	2010/06/02
62328	Deutsche Bank AG	HSI R Bull CBBC Oct 2010 R	0.250	18,500 per 12,000 units	19,000 per 12,000 units	2010/10/28	300,000,000	2010/06/02
62323	Deutsche Bank AG	HSI R Bull CBBC Dec 2010 J	0.250	16,400 per 40,000 units	17,000 per 40,000 units	2010/12/30	300,000,000	2010/06/02
62315	Deutsche Bank AG	HSI R Bear CBBC Nov 2010 C	0.250	19,600 per 15,000 units	19,100 per 15,000 units	2010/11/29	300,000,000	2010/06/02

## Newly listed callable bull/bear contracts (continued)

Code	Issuer	Name of issue	Issue prices (HK\$)	Strike price (HKD) / Strike level per 10 units	Call price (HKD) / Call level per 10 units	Expiry date	No. of issue (units)	Listing date
62327	Deutsche Bank AG	HSI R Bear CBBC Dec 2010 K	0.250	20,800 per 40,000 units	20,200 per 40,000 units	2010/12/30	300,000,000	2010/06/02
62308	HK Bank	China Life R Bull CBBC Dec 2010 A	0.250	27.38 per 100 units	28.38 per 100 units	2010/12/15	120,000,000	2010/06/02
62313	HK Bank	China Life R Bear CBBC Dec 2010 B	0.250	36.28 per 100 units	35.28 per 100 units	2010/12/15	120,000,000	2010/06/02
62309	HK Bank	China Shenhua R Bull CBBC Dec 2010 A	0.250	22.88 per 100 units	24.88 per 100 units	2010/12/15	120,000,000	2010/06/02
62314	HK Bank	China Shenhua R Bear CBBC Dec 2010 B	0.250	35.38 per 100 units	33.38 per 100 units	2010/12/15	120,000,000	2010/06/02
62311	HK Bank	HSI R Bear CBBC Dec 2010 A	0.250	19,500 per 12,000 units	19,000 per 12,000 units	2010/12/30	120,000,000	2010/06/02
62312	HK Bank	HSI R Bear CBBC Dec 2010 B	0.250	19,900 per 15,000 units	19,400 per 15,000 units	2010/12/30	120,000,000	2010/06/02
62310	HK Bank	ICBC R Bear CBBC Dec 2010 A	0.250	6.580	6.180	2010/12/15	120,000,000	2010/06/02
62329	CC Rabobank B.A.	HSI R Bull CBBC Nov 2010 A	0.250	18,500 per 10,000 units	19,000 per 10,000 units	2010/11/29	200,000,000	2010/06/02
62331	RB of Scotland N.V.	China Shenhua R Bull CBBC Oct 2010 A	0.250	23.78 per 100 units	25.28 per 100 units	2010/10/18	80,000,000	2010/06/02
62332	RB of Scotland N.V.	China Shenhua R Bull CBBC Oct 2010 B	0.252	25.28 per 100 units	26.78 per 100 units	2010/10/18	80,000,000	2010/06/02
62334	RB of Scotland N.V.	China Shenhua R Bear CBBC Oct 2010 C	0.251	32.78 per 100 units	31.28 per 100 units	2010/10/18	80,000,000	2010/06/02
62335	RB of Scotland N.V.	China Shenhua R Bear CBBC Oct 2010 D	0.251	34.28 per 100 units	32.78 per 100 units	2010/10/18	80,000,000	2010/06/02
62330	RB of Scotland N.V.	HKEx R Bull CBBC Oct 2010 C	0.251	99.80 per 100 units	105.80 per 100 units	2010/10/11	80,000,000	2010/06/02
62333	RB of Scotland N.V.	HKEx R Bear CBBC Oct 2010 D	0.250	131.80 per 100 units	125.80 per 100 units	2010/10/11	80,000,000	2010/06/02
62319	SGA Societe Generale Acceptance N.V.	HSI R Bull CBBC Oct10J	0.250	18,500 per 15,000 units	19,000 per 15,000 units	2010/10/28	300,000,000	2010/06/02
62320	SGA Societe Generale Acceptance N.V.	HSI R Bull CBBC Oct10K	0.250	18,600 per 12,000 units	19,100 per 12,000 units	2010/10/28	300,000,000	2010/06/02
62321	SGA Societe Generale Acceptance N.V.	HSI R Bull CBBC Oct10L	0.250	18,700 per 10,000 units	19,200 per 10,000 units	2010/10/28	300,000,000	2010/06/02
62302	SGA Societe Generale Acceptance N.V.	HSI R Bear CBBC Oct10D	0.250	19,500 per 12,000 units	19,000 per 12,000 units	2010/10/28	300,000,000	2010/06/02
62303	SGA Societe Generale Acceptance N.V.	HSI R Bear CBBC Oct10E	0.250	19,600 per 10,000 units	19,100 per 10,000 units	2010/10/28	300,000,000	2010/06/02
62304	SGA Societe Generale Acceptance N.V.	HSI R Bear CBBC Oct10F	0.250	19,700 per 15,000 units	19,200 per 15,000 units	2010/10/28	300,000,000	2010/06/02
62305	SGA Societe Generale Acceptance N.V.	HSI R Bear CBBC Oct10G	0.250	19,800 per 12,000 units	19,300 per 12,000 units	2010/10/28	300,000,000	2010/06/02
62306	SGA Societe Generale Acceptance N.V.	HSI R Bear CBBC Oct10H	0.250	19,900 per 10,000 units	19,400 per 10,000 units	2010/10/28	300,000,000	2010/06/02
62307	SGA Societe Generale Acceptance N.V.	HSI R Bear CBBC Oct10I	0.250	20,000 per 15,000 units	19,500 per 15,000 units	2010/10/28	300,000,000	2010/06/02
62324	UBS AG	BYD Company R Bull CBBC Dec 2010 A	0.250	38.88 per 100 units	43.88 per 100 units	2010/12/06	100,000,000	2010/06/02
62325	UBS AG	HSI R Bull CBBC Nov 2010 P	0.250	18,500 per 15,000 units	19,000 per 15,000 units	2010/11/29	200,000,000	2010/06/02
62326	UBS AG	HSI R Bull CBBC Nov 2010 Q	0.250	18,600 per 10,000 units	19,100 per 10,000 units	2010/11/29	200,000,000	2010/06/02
62316	UBS AG	HSI R Bear CBBC Sep 2010 N	0.250	19,500 per 10,000 units	19,000 per 10,000 units	2010/09/29	200,000,000	2010/06/02
62317	UBS AG	HSI R Bear CBBC Dec 2010 Q	0.250	19,800 per 38,000 units	19,300 per 38,000 units	2010/12/30	300,000,000	2010/06/02
62318	UBS AG	HSI R Bear CBBC Dec 2010 R	0.250	19,900 per 12,000 units	19,400 per 12,000 units	2010/12/30	200,000,000	2010/06/02
62336	Deutsche Bank AG	HSI R Bear CBBC Oct 2010 T	0.250	19,800 per 15,000 units	19,300 per 15,000 units	2010/10/28	300,000,000	2010/06/03
62341	CC Rabobank B.A.	HSI R Bull CBBC Nov 2010 B	0.250	18,700 per 12,000 units	19,200 per 12,000 units	2010/11/29	200,000,000	2010/06/03
62342	CC Rabobank B.A.	HSI R Bull CBBC Nov 2010 C	0.250	18,900 per 10,000 units	19,400 per 10,000 units	2010/11/29	200,000,000	2010/06/03
62337	UBS AG	China Life R Bull CBBC Dec 2010 C	0.550	27.880	28.880	2010/12/13	100,000,000	2010/06/03
62338	UBS AG	Sinopec Corp R Bull CBBC Nov 2010 B	0.250	5.280	5.680	2010/11/22	100,000,000	2010/06/03
62340	UBS AG	HSCEI R Bull CBBC Nov 2010 E	0.250	10,300 per 12,000 units	10,800 per 12,000 units	2010/11/29	100,000,000	2010/06/03
62343	UBS AG	HSI R Bear CBBC Nov 2010 D	0.250	20,000 per 10,000 units	19,500 per 10,000 units	2010/11/29	200,000,000	2010/06/03
62339	UBS AG	ICBC R Bull CBBC Nov 2010 C	0.250	4.780	5.180	2010/11/15	100,000,000	2010/06/03
62356	Credit Suisse AG	HSI R Bull CBBC Oct 2010 P	0.250	19,200 per 22,000 units	19,700 per 22,000 units	2010/10/28	330,000,000	2010/06/04
62365	Credit Suisse AG	HSI R Bull CBBC Oct 2010 Q	0.250	18,700 per 15,000 units	19,200 per 15,000 units	2010/10/28	300,000,000	2010/06/04
62348	Credit Suisse AG	HSI R Bear CBBC Sep 2010 C	0.250	20,000 per 15,000 units	19,500 per 15,000 units	2010/09/29	300,000,000	2010/06/04
62367	Credit Suisse AG	HSI R Bear CBBC Sep 2010 N	0.250	21,200 per 15,000 units	20,700 per 15,000 units	2010/09/29	300,000,000	2010/06/04
62355	Credit Suisse AG	HSI R Bear CBBC Sep 2010 O	0.250	20,300 per 22,000 units	19,800 per 22,000 units	2010/09/29	330,000,000	2010/06/04



## Newly listed callable bull/bear contracts (continued)

Code	Issuer	Name of issue	Issue prices (HK\$)	Strike price (HKD) / Strike level per 10 units	Call price (HKD) / Call level per 10 units	Expiry date	No. of issue (units)	Listing date
62366	Credit Suisse AG	HSI R Bear CBBC Sep 2010 P	0.250	20,900 per 15,000 units	20,400 per 15,000 units	2010/09/29	300,000,000	2010/06/04
62368	Credit Suisse AG	HSI R Bear CBBC Oct 2010 R	0.250	21,700 per 15,000 units	21,200 per 15,000 units	2010/10/28	300,000,000	2010/06/04
62369	Credit Suisse AG	HSI R Bear CBBC Oct 2010 S	0.250	22,200 per 15,000 units	21,700 per 15,000 units	2010/10/28	300,000,000	2010/06/04
62363	Deutsche Bank AG	China Life R Bull CBBC Nov 2010 A	0.430	30.680	31.680	2010/11/01	150,000,000	2010/06/04
62364	Deutsche Bank AG	China Life R Bear CBBC Nov 2010 B	0.840	41.680	40.680	2010/11/08	150,000,000	2010/06/04
62351	Deutsche Bank AG	HSI R Bull CBBC Sep 2010 T	0.250	19,200 per 12,000 units	19,700 per 12,000 units	2010/09/29	300,000,000	2010/06/04
62350	Deutsche Bank AG	HSI R Bull CBBC Sep 2010 W	0.290	18,700 per 12,000 units	19,200 per 12,000 units	2010/09/29	300,000,000	2010/06/04
62346	Deutsche Bank AG	HSI R Bear CBBC Oct 2010 W	0.250	20,000 per 15,000 units	19,500 per 15,000 units	2010/10/28	300,000,000	2010/06/04
62347	Deutsche Bank AG	HSI R Bear CBBC Nov 2010 E	0.270	20,200 per 12,000 units	19,700 per 12,000 units	2010/11/29	300,000,000	2010/06/04
62360	CC Rabobank B.A.	HSI R Bull CBBC Nov 2010 D	0.250	19,100 per 12,000 units	19,600 per 12,000 units	2010/11/29	200,000,000	2010/06/04
62361	RB of Scotland N.V.	HSI R Bull CBBC Oct 2010 Q	0.250	18,500 per 13,000 units	19,000 per 13,000 units	2010/10/28	250,000,000	2010/06/04
62362	RB of Scotland N.V.	HSI R Bull CBBC Oct 2010 R	0.250	18,700 per 13,000 units	19,200 per 13,000 units	2010/10/28	250,000,000	2010/06/04
62345	SGA Societe Generale Acceptance N.V.	HSBC R Bull CBBC Sep10A	0.250	56 per 100 units	60 per 100 units	2010/09/27	300,000,000	2010/06/04
62344	SGA Societe Generale Acceptance NV	HSCEI R Bull CBBC Sep10F	0.250	9,000 per 12,000 units	9,500 per 12,000 units	2010/09/29	200,000,000	2010/06/04
62353	SGA Societe Generale Acceptance N.V.	HSI R Bull CBBC Oct10M	0.250	19,100 per 15,000 units	19,600 per 15,000 units	2010/10/28	300,000,000	2010/06/04
62354	SGA Societe Generale Acceptance N.V.	HSI R Bull CBBC Oct10N	0.250	19,200 per 12,000 units	19,700 per 12,000 units	2010/10/28	300,000,000	2010/06/04
62352	SGA Societe Generale Acceptance N.V.	HSI R Bear CBBC Sep10Q	0.250	20,300 per 15,000 units	19,800 per 15,000 units	2010/09/29	300,000,000	2010/06/04
62358	UBS AG	China Life R Bull CBBC Oct 2010 K	0.250	31.880	32.880	2010/10/25	100,000,000	2010/06/04
62359	UBS AG	HSI R Bull CBBC Sep 2010 Y	0.250	19,200 per 10,000 units	19,700 per 10,000 units	2010/09/29	200,000,000	2010/06/04
62349	UBS AG	HSI R Bear CBBC Nov 2010 T	0.250	20,100 per 12,000 units	19,600 per 12,000 units	2010/11/29	200,000,000	2010/06/04
62357	UBS AG	TCH R Bull CBBC Nov 2010 G	0.250	135.88 per 100 units	143.88 per 100 units	2010/11/18	100,000,000	2010/06/04
62372	Credit Suisse AG	China Mobile R Bull CBBC Oct 2010 B	0.250	56 per 100 units	60 per 100 units	2010/10/25	100,000,000	2010/06/07
62377	Credit Suisse AG	China Mobile R Bear CBBC Oct 2010 C	0.250	87 per 100 units	83 per 100 units	2010/10/25	100,000,000	2010/06/07
62378	Credit Suisse AG	China Mobile R Bear CBBC Nov 2010 B	0.250	92 per 100 units	88 per 100 units	2010/11/22	100,000,000	2010/06/07
62376	Credit Suisse AG	A50 China R Bull CBBC Sep 2010 G	0.270	9.600	10.000	2010/09/27	100,000,000	2010/06/07
62374	Credit Suisse AG	HSBC R Bull CBBC Oct 2010 B	0.250	60 per 100 units	65 per 100 units	2010/10/25	100,000,000	2010/06/07
62389	Credit Suisse AG	HSI R Bull CBBC Oct 2010 T	0.250	18,300 per 15,000 units	18,800 per 15,000 units	2010/10/28	300,000,000	2010/06/07
62373	Credit Suisse AG	HSI R Bull CBBC Nov 2010 N	0.250	18,600 per 13,000 units	19,100 per 13,000 units	2010/11/29	325,000,000	2010/06/07
62379	Credit Suisse AG	HSI R Bull CBBC Nov 2010 O	0.250	19,100 per 15,000 units	19,600 per 15,000 units	2010/11/29	300,000,000	2010/06/07
62395	Deutsche Bank AG	China Life R Bear CBBC Dec 2010 A	0.330	36.680	35.680	2010/12/06	150,000,000	2010/06/07
62396	Deutsche Bank AG	China Life R Bear CBBC Dec 2010 B	0.640	39.680	38.680	2010/12/06	150,000,000	2010/06/07
62381	Deutsche Bank AG	HSI R Bull CBBC Oct 2010 S	0.270	18,300 per 10,000 units	18,800 per 10,000 units	2010/10/28	300,000,000	2010/06/07
62371	Deutsche Bank AG	HSI R Bull CBBC Oct 2010 V	0.250	19,100 per 12,000 units	19,600 per 12,000 units	2010/10/28	300,000,000	2010/06/07
62380	Deutsche Bank AG	HSI R Bull CBBC Oct 2010 Z	0.250	18,200 per 12,000 units	18,700 per 12,000 units	2010/10/28	300,000,000	2010/06/07
62382	Deutsche Bank AG	HSI R Bull CBBC Dec 2010 L	0.290	17,800 per 12,000 units	18,300 per 12,000 units	2010/12/30	300,000,000	2010/06/07
62383	Deutsche Bank AG	HSI R Bull CBBC Dec 2010 M	0.310	17,900 per 10,000 units	18,400 per 10,000 units	2010/12/30	300,000,000	2010/06/07
62375	Deutsche Bank AG	HSI R Bear CBBC Oct 2010 X	0.250	20,300 per 12,000 units	19,800 per 12,000 units	2010/10/28	300,000,000	2010/06/07
62390	KBC Fin Products Int'l Ltd.	HSI R Bull CBBC Sep 2010 H	0.250	19,200 per 10,000 units	19,700 per 10,000 units	2010/09/29	128,000,000	2010/06/07
62393	RB of Scotland N.V.	HKEs R Bull CBBC Oct 2010 E	0.251	104.80 per 100 units	110.80 per 100 units	2010/10/11	80,000,000	2010/06/07
62394	RB of Scotland N.V.	HSBC R Bear CBBC Oct 2010 E	0.250	83.88 per 100 units	77.88 per 100 units	2010/10/15	80,000,000	2010/06/07
62370	SGA Societe Generale Acceptance N.V.	HSI R Bear CBBC Oct10O	0.250	20,400 per 12,000 units	19,900 per 12,000 units	2010/10/28	300,000,000	2010/06/07
62391	UBS AG	China Life R Bull CBBC Dec 2010 D	0.445	29.880	30.880	2010/12/06	100,000,000	2010/06/07
62384	UBS AG	CNOOC R Bull CBBC Dec 2010 D	0.250	10.080	10.880	2010/12/13	100,000,000	2010/06/07

## Newly listed callable bull/bear contracts (continued)

Code	Issuer	Name of issue	Issue prices (HK\$)	Strike price (HKD) / Strike level per 10 units	Call price (HKD) / Call level per 10 units	Expiry date	No. of issue (units)	Listing date
62388	UBS AG	CNOOC R Bear CBBC Dec 2010 E	0.250	14.680	13.880	2010/12/06	100,000,000	2010/06/07
62385	UBS AG	A50 China R Bull CBBC Dec 2010 A	0.250	9.980	10.380	2010/12/28	100,000,000	2010/06/07
62386	UBS AG	HSCEI R Bull CBBC Oct 2010 I	0.250	10,500 per 20,000 units	11,000 per 20,000 units	2010/10/28	100,000,000	2010/06/07
62387	UBS AG	HSI R Bull CBBC Dec 2010 S	0.250	19,100 per 12,000 units	19,600 per 12,000 units	2010/12/30	200,000,000	2010/06/07
62392	UBS AG	HSI R Bear CBBC Dec 2010 T	0.250	20,300 per 12,000 units	19,800 per 12,000 units	2010/12/30	200,000,000	2010/06/07
62397	Credit Suisse AG	HSI R Bear CBBC Sep 2010 L	0.250	21,300 per 38,000 units	20,800 per 38,000 units	2010/09/29	304,000,000	2010/06/08
62410	Deutsche Bank AG	HSI R Bear CBBC Nov 2010 I	0.250	20,100 per 12,000 units	19,600 per 12,000 units	2010/11/29	300,000,000	2010/06/08
62399	J P Morgan SP BV	HSI R Bull CBBC Oct 2010 A	0.250	18,100 per 10,000 units	18,600 per 10,000 units	2010/10/28	200,000,000	2010/06/08
62400	J P Morgan SP BV	HSI R Bull CBBC Oct 2010 B	0.250	18,800 per 8,000 units	19,300 per 8,000 units	2010/10/28	200,000,000	2010/06/08
62403	J P Morgan SP BV	HSI R Bear CBBC Oct 2010 C	0.250	20,500 per 8,000 units	20,000 per 8,000 units	2010/10/28	200,000,000	2010/06/08
62404	J P Morgan SP BV	HSI R Bear CBBC Oct 2010 D	0.250	21,300 per 10,000 units	20,800 per 10,000 units	2010/10/28	200,000,000	2010/06/08
62406	KBC Fin Products Int'l Ltd.	HSI R Bear CBBC Oct 2010 Y	0.250	20,300 per 15,000 units	19,800 per 15,000 units	2010/10/28	158,000,000	2010/06/08
62407	KBC Fin Products Int'l Ltd.	HSI R Bear CBBC Nov 2010 E	0.250	20,000 per 12,000 units	19,500 per 12,000 units	2010/11/29	128,000,000	2010/06/08
62398	Macquarie Bank Ltd.	HSI R Bull CBBC Oct 2010 C	0.251	17,600 per 12,000 units	18,200 per 12,000 units	2010/10/28	250,000,000	2010/06/08
62408	CC Rabobank B.A.	HSI R Bear CBBC Nov 2010 E	0.250	21,100 per 10,000 units	19,600 per 10,000 units	2010/11/29	200,000,000	2010/06/08
62409	CC Rabobank B.A.	HSI R Bear CBBC Nov 2010 F	0.250	21,300 per 12,000 units	19,800 per 12,000 units	2010/11/29	200,000,000	2010/06/08
62401	UBS AG	HSI R Bull CBBC Oct 2010 O	0.250	19,000 per 10,000 units	19,500 per 10,000 units	2010/10/28	200,000,000	2010/06/08
62402	UBS AG	HSI R Bear CBBC Sep 2010 M	0.250	20,200 per 10,000 units	19,700 per 10,000 units	2010/09/29	200,000,000	2010/06/08
62405	UBS AG	HSI R Bear CBBC Dec 2010 U	0.250	20,000 per 15,000 units	19,500 per 15,000 units	2010/12/30	200,000,000	2010/06/08
62076 *	Credit Suisse AG	HSI R Bear CBBC Aug 2010 S	0.103	21,000 per 13,000 units	20,500 per 13,000 units	2010/08/30	195,000,000	2010/06/08
62414	Deutsche Bank AG	HSI R Bull CBBC Oct 2010 G	0.250	18,900 per 12,000 units	19,400 per 12,000 units	2010/10/28	300,000,000	2010/06/09
62411	SGA Societe Generale Acceptance N.V.	HSI R Bear CBBC Oct10P	0.250	20,100 per 12,000 units	19,600 per 12,000 units	2010/10/28	300,000,000	2010/06/09
62412	SGA Societe Generale Acceptance N.V.	HSI R Bear CBBC Oct10Q	0.250	20,200 per 10,000 units	19,700 per 10,000 units	2010/10/28	300,000,000	2010/06/09
62413	UBS AG	HSI R Bull CBBC Nov 2010 V	0.250	18,900 per 12,000 units	19,400 per 12,000 units	2010/11/29	200,000,000	2010/06/09
62418	UBS AG	HSI R Bear CBBC Jan 2011 D	0.250	20,300 per 38,000 units	19,800 per 38,000 units	2011/01/28	300,000,000	2010/06/09
62430	BNP Paribas Arbit Issu B.V.	HSI R Bull CBBC Nov 2010 J	0.250	18,500 per 15,000 units	19,000 per 15,000 units	2010/11/29	100,000,000	2010/06/10
62431	BNP Paribas Arbit Issu B.V.	HSI R Bull CBBC Nov 2010 K	0.250	18,800 per 12,000 units	19,300 per 12,000 units	2010/11/29	100,000,000	2010/06/10
62422	Credit Suisse AG	HSBC R Bull CBBC Sep 2010 E	0.250	65 per 100 units	70 per 100 units	2010/09/27	100,000,000	2010/06/10
62420	Credit Suisse AG	HSI R Bull CBBC Oct 2010 U	0.250	19,000 per 15,000 units	19,500 per 15,000 units	2010/10/28	300,000,000	2010/06/10
62421	Credit Suisse AG	HSI R Bull CBBC Oct 2010 V	0.250	19,300 per 22,000 units	19,800 per 22,000 units	2010/10/28	330,000,000	2010/06/10
62427	CC Rabobank B.A.	HSI R Bull CBBC Nov 2010 G	0.250	19,100 per 12,000 units	19,600 per 12,000 units	2010/11/29	200,000,000	2010/06/10
62424	UBS AG	HSI R Bull CBBC Nov 2010 U	0.250	19,300 per 12,000 units	19,800 per 12,000 units	2010/11/29	200,000,000	2010/06/10
62423	UBS AG	HSI R Bull CBBC Nov 2010 X	0.250	18,200 per 10,000 units	18,700 per 10,000 units	2010/11/29	200,000,000	2010/06/10
62425	UBS AG	HSI R Bull CBBC Dec 2010 V	0.250	18,100 per 12,000 units	18,600 per 12,000 units	2010/12/30	200,000,000	2010/06/10
62426	UBS AG	HSI R Bull CBBC Dec 2010 W	0.250	19,000 per 15,000 units	19,500 per 15,000 units	2010/12/30	200,000,000	2010/06/10
62419	UBS AG	HSI R Bear CBBC Oct 2010 K	0.250	20,000 per 10,000 units	19,500 per 10,000 units	2010/10/28	200,000,000	2010/06/10
62428	UBS AG	HSI R Bear CBBC Nov 2010 Z	0.250	22,200 per 10,000 units	21,700 per 10,000 units	2010/11/29	200,000,000	2010/06/10
62429	UBS AG	HSI R Bear CBBC Dec 2010 X	0.260	22,400 per 10,000 units	21,900 per 10,000 units	2010/12/30	200,000,000	2010/06/10
62438	Credit Suisse AG	HSI R Bear CBBC Sep 2010 Q	0.250	20,300 per 22,000 units	19,800 per 22,000 units	2010/09/29	330,000,000	2010/06/11
62436	Deutsche Bank AG	HSI R Bull CBBC Nov 2010 H	0.250	19,200 per 12,000 units	19,700 per 12,000 units	2010/11/29	300,000,000	2010/06/11
62432	SGA Societe Generale Acceptance N.V.	HSI R Bull CBBC Oct10R	0.250	18,900 per 12,000 units	19,400 per 12,000 units	2010/10/28	300,000,000	2010/06/11
62434	SGA Societe Generale Acceptance N.V.	HSI R Bull CBBC Oct10S	0.250	19,000 per 10,000 units	19,500 per 10,000 units	2010/10/28	300,000,000	2010/06/11
62437	SGA Societe Generale Acceptance N.V.	HSI R Bull CBBC Oct10T	0.250	19,200 per 12,000 units	19,700 per 12,000 units	2010/10/28	300,000,000	2010/06/11

## Newly listed callable bull/bear contracts (continued)

Code	Issuer	Name of issue	Issue prices (HK\$)	Strike price (HKD) / Strike level per 10 units	Call price (HKD) / Call level per 10 units	Expiry date	No. of issue (units)	Listing date
62435	UBS AG	HSI R Bull CBBC Sep 2010 Q	0.250	19,200 per 10,000 units	19,700 per 10,000 units	2010/09/29	200,000,000	2010/06/11
62439	UBS AG	HSI R Bull CBBC Jan 2011 E	0.250	17,500 per 10,000 units	18,000 per 10,000 units	2011/01/28	200,000,000	2010/06/11
62440	UBS AG	HSI R Bull CBBC Feb 2011 B	0.250	17,300 per 12,000 units	17,800 per 12,000 units	2011/02/25	200,000,000	2010/06/11
62443	UBS AG	HSI R Bear CBBC Jan 2011 F	0.310	22,800 per 10,000 units	22,300 per 10,000 units	2011/01/28	200,000,000	2010/06/11
62441	UBS AG	HSI R Bear CBBC Mar 2011 A	0.250	23,000 per 15,000 units	22,500 per 15,000 units	2011/03/30	200,000,000	2010/06/11
62451	Credit Suisse AG	HSI R Bull CBBC Nov 2010 P	0.250	19,200 per 22,000 units	19,700 per 22,000 units	2010/11/29	330,000,000	2010/06/14
62452	Credit Suisse AG	HSI R Bear CBBC Sep 2010 K	0.250	19,900 per 22,000 units	19,400 per 22,000 units	2010/09/29	330,000,000	2010/06/14
62453	Credit Suisse AG	HSI R Bear CBBC Sep 2010 R	0.250	20,200 per 15,000 units	19,700 per 15,000 units	2010/09/29	300,000,000	2010/06/14
62461	Deutsche Bank AG	CNOOC R Bull CBBC Nov 2010 A	0.250	10.680	11.280	2010/11/22	150,000,000	2010/06/14
62462	Deutsche Bank AG	HKEX R Bull CBBC Nov 2010 B	0.250	102.18 per 100 units	108.18 per 100 units	2010/11/22	150,000,000	2010/06/14
62466	Deutsche Bank AG	HSBC R Bear CBBC Dec 2010 B	0.250	84.88 per 100 units	79.88 per 100 units	2010/12/06	150,000,000	2010/06/14
62446	Deutsche Bank AG	HSI R Bull CBBC Oct 2010 C	0.250	19,100 per 12,000 units	19,600 per 12,000 units	2010/10/28	300,000,000	2010/06/14
62457	Deutsche Bank AG	HSI R Bear CBBC Oct 2010 H	0.250	19,900 per 12,000 units	19,400 per 12,000 units	2010/10/28	300,000,000	2010/06/14
62458	Deutsche Bank AG	HSI R Bear CBBC Nov 2010 L	0.260	20,200 per 15,000 units	19,700 per 15,000 units	2010/11/29	300,000,000	2010/06/14
62467	Goldman Sachs SP (Asia)	HSI R Bear CBBC Dec 2010 A	0.250	20,200 per 15,000 units	19,700 per 15,000 units	2010/12/30	200,000,000	2010/06/14
62445	HK Bank	A50 R Bull CBBC Dec 2010 A	0.250	10.900	11.280	2010/12/20	150,000,000	2010/06/14
62444	HK Bank	HSI R Bull CBBC Dec 2010 C	0.250	17,700 per 32,000 units	18,200 per 32,000 units	2010/12/30	150,000,000	2010/06/14
62448	HK Bank	HSI R Bear CBBC Dec 2010 D	0.250	20,300 per 12,000 units	19,800 per 12,000 units	2010/12/30	150,000,000	2010/06/14
62449	HK Bank	HSI R Bear CBBC Dec 2010 E	0.250	23,400 per 38,000 units	22,900 per 38,000 units	2010/12/30	150,000,000	2010/06/14
62468	CC Rabobank B.A.	HSI R Bull CBBC Nov 2010 H	0.250	18,000 per 12,000 units	18,500 per 12,000 units	2010/11/29	200,000,000	2010/06/14
62469	CC Rabobank B.A.	HSI R Bull CBBC Nov 2010 I	0.250	18,200 per 12,000 units	18,700 per 12,000 units	2010/11/29	200,000,000	2010/06/14
62473	CC Rabobank B.A.	HSI R Bear CBBC Nov 2010 J	0.250	19,900 per 10,000 units	19,400 per 10,000 units	2010/11/29	200,000,000	2010/06/14
62474	CC Rabobank B.A.	HSI R Bear CBBC Nov 2010 K	0.250	20,600 per 12,000 units	20,100 per 12,000 units	2010/11/29	200,000,000	2010/06/14
62475	CC Rabobank B.A.	HSI R Bear CBBC Nov 2010 L	0.250	20,800 per 12,000 units	20,300 per 12,000 units	2010/11/29	200,000,000	2010/06/14
62454	SGA Societe Generale Acceptance N.V.	HSI R Bull CBBC Oct10V	0.250	18,800 per 15,000 units	19,300 per 15,000 units	2010/10/28	300,000,000	2010/06/14
62442	SGA Societe Generale Acceptance N.V.	HSI R Bear CBBC Oct10U	0.250	20,300 per 15,000 units	19,800 per 15,000 units	2010/10/28	300,000,000	2010/06/14
62455	SGA Societe Generale Acceptance N.V.	HSI R Bear CBBC Oct10W	0.250	19,900 per 10,000 units	19,400 per 10,000 units	2010/10/28	300,000,000	2010/06/14
62456	SGA Societe Generale Acceptance N.V.	HSI R Bear CBBC Oct10X	0.250	20,000 per 15,000 units	19,500 per 15,000 units	2010/10/28	300,000,000	2010/06/14
62459	UBS AG	HSI R Bull CBBC Sep 2010 N	0.250	18,400 per 22,000 units	18,900 per 22,000 units	2010/09/29	200,000,000	2010/06/14
62460	UBS AG	HSI R Bull CBBC Nov 2010 E	0.250	18,000 per 22,000 units	18,500 per 22,000 units	2010/11/29	200,000,000	2010/06/14
62447	UBS AG	HSI R Bull CBBC Dec 2010 Y	0.250	19,100 per 12,000 units	19,600 per 12,000 units	2010/12/30	200,000,000	2010/06/14
62450	UBS AG	HSI R Bull CBBC Jan 2011 G	0.250	18,800 per 38,000 units	19,300 per 38,000 units	2011/01/28	300,000,000	2010/06/14
62463	UBS AG	HSI R Bear CBBC Sep 2010 Y	0.250	20,700 per 22,000 units	20,200 per 22,000 units	2010/09/29	200,000,000	2010/06/14
62465	UBS AG	HSI R Bear CBBC Nov 2010 K	0.250	21,000 per 22,000 units	20,500 per 22,000 units	2010/11/29	200,000,000	2010/06/14
62464	UBS AG	HSI R Bear CBBC Nov 2010 N	0.250	19,900 per 12,000 units	19,400 per 12,000 units	2010/11/29	200,000,000	2010/06/14
62472	Credit Suisse AG	HSI R Bull CBBC Nov 2010 Q	0.250	17,600 per 15,000 units	18,100 per 15,000 units	2010/11/29	300,000,000	2010/06/15
62470	Credit Suisse AG	HSI R Bear CBBC Sep 2010 S	0.250	20,000 per 15,000 units	19,500 per 15,000 units	2010/09/29	300,000,000	2010/06/15
62471	Credit Suisse AG	HSI R Bear CBBC Sep 2010 W	0.250	20,400 per 15,000 units	19,900 per 15,000 units	2010/09/29	300,000,000	2010/06/15
62483	KBC Fin Products Int'l Ltd.	HSI R Bull CBBC Oct 2010 I	0.250	18,900 per 10,000 units	19,400 per 10,000 units	2010/10/28	128,000,000	2010/06/15
62482	KBC Fin Products Int'l Ltd.	HSI R Bull CBBC Oct 2010 Z	0.250	18,700 per 12,000 units	19,200 per 12,000 units	2010/10/28	128,000,000	2010/06/15
62484	CC Rabobank B.A.	HSI R Bull CBBC Nov 2010 M	0.250	18,400 per 12,000 units	18,900 per 12,000 units	2010/11/29	200,000,000	2010/06/15
62485	CC Rabobank B.A.	HSI R Bull CBBC Nov 2010 N	0.250	18,900 per 10,000 units	19,400 per 10,000 units	2010/11/29	200,000,000	2010/06/15
62478	RB of Scotland N.V.	CCHC R Bear CBBC Oct 2010 G	0.250	9.580	8.580	2010/10/18	80,000,000	2010/06/15

## Newly listed callable bull/bear contracts (continued)

Code	Issuer	Name of issue	Issue prices (HK\$)	Strike price (HKD) / Strike level per 10 units	Call price (HKD) / Call level per 10 units	Expiry date	No. of issue (units)	Listing date
62479	RB of Scotland N.V.	DJIA R Bear CBBC Sep 2010 P	0.252	10,550 per 30,000 units	10,150 per 30,000 units	2010/09/17	40,000,000	2010/06/15
62481	UBS AG	HSI R Bull CBBC Sep 2010 J	0.250	18,800 per 10,000 units	19,300 per 10,000 units	2010/09/29	200,000,000	2010/06/15
62477	UBS AG	HSI R Bear CBBC Oct 2010 O	0.250	20,100 per 12,000 units	19,600 per 12,000 units	2010/10/28	200,000,000	2010/06/15
62480	UBS AG	HSI R Bear CBBC Dec 2010 Z	0.250	20,000 per 15,000 units	19,500 per 15,000 units	2010/12/30	200,000,000	2010/06/15
62476	UBS AG	TCH R Bear CBBC Nov 2010 H	0.250	161.88 per 100 units	153.88 per 100 units	2010/11/01	100,000,000	2010/06/15
62127 <sup>4</sup>	Credit Suisse AG	HSI R Bear CBBC Aug 2010 T	0.058	20,800 per 22,000 units	20,300 per 22,000 units	2010/08/30	220,000,000	2010/06/15
62492	Credit Suisse AG	HSI R Bull CBBC Oct 2010 W	0.250	19,100 per 13,000 units	19,600 per 13,000 units	2010/10/28	325,000,000	2010/06/17
62491	Credit Suisse AG	HSI R Bear CBBC Sep 2010 V	0.250	20,100 per 13,000 units	19,600 per 13,000 units	2010/09/29	325,000,000	2010/06/17
62490	Deutsche Bank AG	HSI R Bull CBBC Oct 2010 B	0.250	18,900 per 10,000 units	19,400 per 10,000 units	2010/10/28	300,000,000	2010/06/17
62500	Deutsche Bank AG	TCH R Bull CBBC Dec 2010 A	0.250	120 per 100 units	128 per 100 units	2010/12/06	150,000,000	2010/06/17
62495	KBC Fin Products Int'l Ltd.	HSI R Bull CBBC Oct 2010 P	0.250	19,100 per 10,000 units	19,600 per 10,000 units	2010/10/28	128,000,000	2010/06/17
62496	RB of Scotland N.V.	TCH R Bull CBBC Oct 2010 G	0.250	116.80 per 100 units	123.80 per 100 units	2010/10/18	80,000,000	2010/06/17
62497	RB of Scotland N.V.	TCH R Bull CBBC Oct 2010 H	0.250	121.80 per 100 units	128.80 per 100 units	2010/10/18	80,000,000	2010/06/17
62499	RB of Scotland N.V.	TCH R Bear CBBC Oct 2010 I	0.250	160.80 per 100 units	153.80 per 100 units	2010/10/18	80,000,000	2010/06/17
62486	UBS AG	Cheung Kong R Bull CBBC Dec 2010 C	0.250	65.88 per 100 units	73.88 per 100 units	2010/12/28	100,000,000	2010/06/17
62487	UBS AG	Cheung Kong R Bull CBBC Dec 2010 D	0.250	70.88 per 100 units	78.88 per 100 units	2010/12/20	100,000,000	2010/06/17
62489	UBS AG	HSI R Bull CBBC Nov 2010 G	0.250	18,900 per 12,000 units	19,400 per 12,000 units	2010/11/29	200,000,000	2010/06/17
62494	UBS AG	HSI R Bull CBBC Nov 2010 J	0.250	19,000 per 10,000 units	19,500 per 10,000 units	2010/11/29	200,000,000	2010/06/17
62498	UBS AG	HSI R Bear CBBC Nov 2010 D	0.250	20,200 per 10,000 units	19,700 per 10,000 units	2010/11/29	200,000,000	2010/06/17
62488	UBS AG	SHK Ppt R Bull CBBC Dec 2010 B	0.250	80.88 per 100 units	88.88 per 100 units	2010/12/13	100,000,000	2010/06/17
62501	Credit Suisse AG	China Mobile R Bull CBBC Sep 2010 C	0.250	71 per 100 units	75 per 100 units	2010/09/29	100,000,000	2010/06/18
62506	Deutsche Bank AG	HSI R Bull CBBC Nov 2010 K	0.260	18,800 per 12,000 units	19,300 per 12,000 units	2010/11/29	300,000,000	2010/06/18
62507	Deutsche Bank AG	HSI R Bull CBBC Nov 2010 O	0.250	19,000 per 12,000 units	19,500 per 12,000 units	2010/11/29	300,000,000	2010/06/18
62502	UBS AG	China Mobile R Bull CBBC Nov 2010 F	0.250	68.88 per 100 units	72.88 per 100 units	2010/11/15	100,000,000	2010/06/18
62508	UBS AG	TCH R Bull CBBC Nov 2010 K	0.250	110.88 per 100 units	118.88 per 100 units	2010/11/22	100,000,000	2010/06/18
62509	UBS AG	TCH R Bull CBBC Nov 2010 L	0.250	115.88 per 100 units	123.88 per 100 units	2010/11/08	100,000,000	2010/06/18
62510	UBS AG	TCH R Bull CBBC Dec 2010 C	0.270	100.88 per 100 units	108.88 per 100 units	2010/12/20	100,000,000	2010/06/18
62511	UBS AG	TCH R Bull CBBC Dec 2010 D	0.250	105.88 per 100 units	113.88 per 100 units	2010/12/06	100,000,000	2010/06/18
62512	UBS AG	TCH R Bull CBBC Jan 2011 A	0.320	95.88 per 100 units	103.88 per 100 units	2011/01/03	100,000,000	2010/06/18
62503	UBS AG	TCH R Bear CBBC Nov 2010 I	0.250	146.88 per 100 units	138.88 per 100 units	2010/11/15	100,000,000	2010/06/18
62504	UBS AG	TCH R Bear CBBC Nov 2010 J	0.250	151.88 per 100 units	143.88 per 100 units	2010/11/29	100,000,000	2010/06/18
62505	UBS AG	TCH R Bear CBBC Dec 2010 B	0.250	156.88 per 100 units	148.88 per 100 units	2010/12/06	100,000,000	2010/06/18
62516	BNP Paribas Arbit Issu B.V.	HSI R Bull CBBC Dec 2010 F	0.250	18,700 per 10,000 units	19,200 per 10,000 units	2010/12/30	100,000,000	2010/06/21
62520	BNP Paribas Arbit Issu B.V.	HSI R Bear CBBC Dec 2010 G	0.250	21,000 per 11,000 units	20,500 per 11,000 units	2010/12/30	100,000,000	2010/06/21
62521	BNP Paribas Arbit Issu B.V.	HSI R Bear CBBC Dec 2010 H	0.250	21,300 per 10,000 units	20,800 per 10,000 units	2010/12/30	100,000,000	2010/06/21
62544	Credit Suisse AG	HSI R Bull CBBC Oct 2010 X	0.250	19,400 per 22,000 units	19,900 per 22,000 units	2010/10/28	330,000,000	2010/06/21
62545	Credit Suisse AG	HSI R Bull CBBC Nov 2010 R	0.250	18,800 per 22,000 units	19,300 per 22,000 units	2010/11/29	330,000,000	2010/06/21
62528	Credit Suisse AG	HSI R Bear CBBC Sep 2010 U	0.250	20,300 per 22,000 units	19,800 per 22,000 units	2010/09/29	330,000,000	2010/06/21
62523	Credit Suisse AG	TCH R Bull CBBC Oct 2010 A	0.250	112 per 100 units	120 per 100 units	2010/10/25	100,000,000	2010/06/21
62524	Credit Suisse AG	TCH R Bull CBBC Nov 2010 A	0.260	102 per 100 units	110 per 100 units	2010/11/22	100,000,000	2010/06/21
62529	Credit Suisse AG	TCH R Bear CBBC Oct 2010 B	0.295	156 per 100 units	148 per 100 units	2010/10/25	100,000,000	2010/06/21
62530	Credit Suisse AG	TCH R Bear CBBC Nov 2010 B	0.395	166 per 100 units	158 per 100 units	2010/11/22	100,000,000	2010/06/21
62531	Deutsche Bank AG	HSI R Bull CBBC Nov 2010 S	0.280	19,400 per 10,000 units	19,900 per 10,000 units	2010/11/29	300,000,000	2010/06/21

## Newly listed callable bull/bear contracts (continued)

Code	Issuer	Name of issue	Issue prices (HK\$)	Strike price (HKD) / Strike level per 10 units	Call price (HKD) / Call level per 10 units	Expiry date	No. of issue (units)	Listing date
62532	Deutsche Bank AG	HSI R Bull CBBC Dec 2010 N	0.250	18,400 per 40,000 units	19,000 per 40,000 units	2010/12/30	300,000,000	2010/06/21
62525	Deutsche Bank AG	HSI R Bear CBBC Oct 2010 D	0.250	20,300 per 12,000 units	19,800 per 12,000 units	2010/10/28	300,000,000	2010/06/21
62533	Deutsche Bank AG	TCH R Bull CBBC Dec 2010 B	0.250	111 per 100 units	119 per 100 units	2010/12/13	150,000,000	2010/06/21
62514	HK Bank	TCH R Bull CBBC Nov 2010 A	0.330	94.80 per 100 units	99.80 per 100 units	2010/11/12	100,000,000	2010/06/21
62515	HK Bank	TCH R Bear CBBC Oct 2010 A	0.300	156.80 per 100 units	150.80 per 100 units	2010/10/22	100,000,000	2010/06/21
62534	J P Morgan SP BV	HSI R Bull CBBC Oct 2010 E	0.250	18,300 per 8,000 units	18,800 per 8,000 units	2010/10/28	200,000,000	2010/06/21
62535	J P Morgan SP BV	HSI R Bull CBBC Oct 2010 F	0.250	18,600 per 15,000 units	19,100 per 15,000 units	2010/10/28	200,000,000	2010/06/21
62536	J P Morgan SP BV	HSI R Bull CBBC Oct 2010 G	0.250	19,100 per 10,000 units	19,600 per 10,000 units	2010/10/28	200,000,000	2010/06/21
62537	J P Morgan SP BV	HSI R Bull CBBC Oct 2010 H	0.250	19,300 per 8,000 units	19,800 per 8,000 units	2010/10/28	200,000,000	2010/06/21
62538	J P Morgan SP BV	HSI R Bull CBBC Nov 2010 A	0.250	17,800 per 18,000 units	18,300 per 18,000 units	2010/11/29	200,000,000	2010/06/21
62539	J P Morgan SP BV	HSI R Bear CBBC Oct 2010 I	0.250	20,800 per 10,000 units	20,300 per 10,000 units	2010/10/28	200,000,000	2010/06/21
62540	J P Morgan SP BV	HSI R Bear CBBC Oct 2010 J	0.250	21,000 per 8,000 units	20,500 per 8,000 units	2010/10/28	200,000,000	2010/06/21
62541	J P Morgan SP BV	HSI R Bear CBBC Oct 2010 K	0.250	21,100 per 15,000 units	20,600 per 15,000 units	2010/10/28	200,000,000	2010/06/21
62542	J P Morgan SP BV	HSI R Bear CBBC Oct 2010 L	0.250	21,500 per 8,000 units	21,000 per 8,000 units	2010/10/28	200,000,000	2010/06/21
62543	J P Morgan SP BV	HSI R Bear CBBC Nov 2010 B	0.250	22,000 per 18,000 units	21,500 per 18,000 units	2010/11/29	200,000,000	2010/06/21
62553	CC Rabobank B.A.	HSI R Bull CBBC Nov 2010 O	0.250	19,100 per 10,000 units	19,600 per 10,000 units	2010/11/29	200,000,000	2010/06/21
62554	CC Rabobank B.A.	HSI R Bull CBBC Nov 2010 P	0.250	19,300 per 10,000 units	19,800 per 10,000 units	2010/11/29	200,000,000	2010/06/21
62526	SGA Societe Generale Acceptance N.V.	HSI R Bull CBBC Oct10C	0.250	19,300 per 10,000 units	19,800 per 10,000 units	2010/10/28	300,000,000	2010/06/21
62527	SGA Societe Generale Acceptance N.V.	HSI R Bull CBBC Oct10I	0.250	19,400 per 15,000 units	19,900 per 15,000 units	2010/10/28	300,000,000	2010/06/21
62513	SGA Societe Generale Acceptance N.V.	HSI R Bull CBBC Oct10Y	0.250	19,100 per 15,000 units	19,600 per 15,000 units	2010/10/28	300,000,000	2010/06/21
62519	SGA Societe Generale Acceptance N.V.	HSI R Bear CBBC Oct10Z	0.250	20,200 per 10,000 units	19,700 per 10,000 units	2010/10/28	300,000,000	2010/06/21
62546	UBS AG	BOCL R Bull CBBC Dec 2010 A	0.250	2.880	3.380	2010/12/06	100,000,000	2010/06/21
62549	UBS AG	China Mobile R Bear CBBC Nov 2010 G	0.250	88.88 per 100 units	84.88 per 100 units	2010/11/29	100,000,000	2010/06/21
62550	UBS AG	China Mobile R Bear CBBC Dec 2010 B	0.250	92.88 per 100 units	88.88 per 100 units	2010/12/13	100,000,000	2010/06/21
62547	UBS AG	CC Bank R Bull CBBC Dec 2010 A	0.250	4.880	5.280	2010/12/13	100,000,000	2010/06/21
62548	UBS AG	CC Bank R Bull CBBC Dec 2010 B	0.250	5.480	5.880	2010/12/06	100,000,000	2010/06/21
62551	UBS AG	HSI R Bull CBBC Oct 2010 K	0.250	19,400 per 10,000 units	19,900 per 10,000 units	2010/10/28	200,000,000	2010/06/21
62552	UBS AG	HSI R Bull CBBC Dec 2010 C	0.250	19,300 per 38,000 units	19,800 per 38,000 units	2010/12/30	300,000,000	2010/06/21
62522	UBS AG	HSI R Bear CBBC Dec 2010 B	0.250	20,300 per 12,000 units	19,800 per 12,000 units	2010/12/30	200,000,000	2010/06/21
62566	Credit Suisse AG	HSI R Bull CBBC Nov 2010 S	0.250	19,500 per 15,000 units	20,000 per 15,000 units	2010/11/29	300,000,000	2010/06/22
62563	Credit Suisse AG	HSI R Bear CBBC Sep 2010 T	0.250	20,500 per 22,000 units	20,000 per 22,000 units	2010/09/29	330,000,000	2010/06/22
62562	Deutsche Bank AG	HSI R Bull CBBC Oct 2010 J	0.250	19,300 per 12,000 units	19,800 per 12,000 units	2010/10/28	300,000,000	2010/06/22
62560	Deutsche Bank AG	HSI R Bear CBBC Nov 2010 U	0.250	20,500 per 12,000 units	20,000 per 12,000 units	2010/11/29	300,000,000	2010/06/22
62576	KBC Fin Products Int'l Ltd.	HSI R Bull CBBC Oct 2010 O	0.250	19,500 per 10,000 units	20,000 per 10,000 units	2010/10/28	128,000,000	2010/06/22
62577	KBC Fin Products Int'l Ltd.	HSI R Bull CBBC Nov 2010 F	0.250	19,300 per 12,000 units	19,800 per 12,000 units	2010/11/29	128,000,000	2010/06/22
62580	KBC Fin Products Int'l Ltd.	HSI R Bear CBBC Oct 2010 R	0.250	21,200 per 10,000 units	20,700 per 10,000 units	2010/10/28	128,000,000	2010/06/22
62581	KBC Fin Products Int'l Ltd.	HSI R Bear CBBC Nov 2010 G	0.250	21,400 per 15,000 units	20,900 per 15,000 units	2010/11/29	158,000,000	2010/06/22
62572	CC Rabobank B.A.	HSI R Bull CBBC Nov 2010 Q	0.250	18,600 per 12,000 units	19,100 per 12,000 units	2010/11/29	200,000,000	2010/06/22
62573	CC Rabobank B.A.	HSI R Bull CBBC Nov 2010 R	0.250	18,800 per 12,000 units	19,300 per 12,000 units	2010/11/29	200,000,000	2010/06/22
62574	CC Rabobank B.A.	HSI R Bull CBBC Nov 2010 S	0.250	19,000 per 12,000 units	19,500 per 12,000 units	2010/11/29	200,000,000	2010/06/22
62575	CC Rabobank B.A.	HSI R Bull CBBC Nov 2010 T	0.250	19,500 per 10,000 units	20,000 per 10,000 units	2010/11/29	200,000,000	2010/06/22
62579	CC Rabobank B.A.	HSI R Bear CBBC Nov 2010 U	0.250	21,200 per 12,000 units	20,700 per 12,000 units	2010/11/29	200,000,000	2010/06/22
62568	RB of Scotland N.V.	HSCEI R Bull CBBC Oct 2010 A	0.250	10,300 per 10,000 units	10,800 per 10,000 units	2010/10/28	250,000,000	2010/06/22

## Newly listed callable bull/bear contracts (continued)

Code	Issuer	Name of issue	Issue prices (HK\$)	Strike price (HKD) / Strike level per 10 units	Call price (HKD) / Call level per 10 units	Expiry date	No. of issue (units)	Listing date
62567	RB of Scotland N.V.	HSI R Bull CBBC Oct 2010 S	0.250	18,900 per 13,000 units	19,400 per 13,000 units	2010/10/28	250,000,000	2010/06/22
62569	RB of Scotland N.V.	TCH R Bull CBBC Oct 2010 J	0.250	111.80 per 100 units	118.80 per 100 units	2010/10/18	80,000,000	2010/06/22
62564	SGA Societe Generale Acceptance N.V.	HSI R Bull CBBC Oct10G	0.250	19,500 per 12,000 units	20,000 per 12,000 units	2010/10/28	300,000,000	2010/06/22
62565	SGA Societe Generale Acceptance N.V.	HSI R Bear CBBC Sep10K	0.250	20,600 per 15,000 units	20,100 per 15,000 units	2010/09/29	300,000,000	2010/06/22
62555	SGA Societe Generale Acceptance N.V.	HSI R Bear CBBC Oct10H	0.250	20,400 per 12,000 units	19,900 per 12,000 units	2010/10/28	300,000,000	2010/06/22
62556	SGA Societe Generale Acceptance N.V.	TCH R Bull CBBC Sep 10A	0.260	107 per 100 units	115 per 100 units	2010/09/27	100,000,000	2010/06/22
62557	SGA Societe Generale Acceptance N.V.	TCH R Bull CBBC Sep 10B	0.250	112 per 100 units	120 per 100 units	2010/09/27	100,000,000	2010/06/22
62570	UBS AG	HSI R Bull CBBC Nov 2010 T	0.250	19,300 per 12,000 units	19,800 per 12,000 units	2010/11/29	200,000,000	2010/06/22
62571	UBS AG	HSI R Bull CBBC Nov 2010 V	0.250	19,500 per 10,000 units	20,000 per 10,000 units	2010/11/29	200,000,000	2010/06/22
62558	UBS AG	HSI R Bear CBBC Sep 2010 M	0.250	20,400 per 10,000 units	19,900 per 10,000 units	2010/09/29	200,000,000	2010/06/22
62559	UBS AG	HSI R Bear CBBC Jan 2011 H	0.250	20,500 per 15,000 units	20,000 per 15,000 units	2011/01/28	200,000,000	2010/06/22
62586	Credit Suisse AG	HSI R Bull CBBC Oct 2010 Y	0.250	19,600 per 22,000 units	20,100 per 22,000 units	2010/10/28	330,000,000	2010/06/23
62587	Credit Suisse AG	HSI R Bull CBBC Nov 2010 T	0.250	19,300 per 15,000 units	19,800 per 15,000 units	2010/11/29	300,000,000	2010/06/23
62588	Credit Suisse AG	HSI R Bear CBBC Sep 2010 X	0.250	20,700 per 22,000 units	20,200 per 22,000 units	2010/09/29	330,000,000	2010/06/23
62591	Deutsche Bank AG	HSI R Bull CBBC Oct 2010 E	0.300	19,500 per 12,000 units	20,000 per 12,000 units	2010/10/28	300,000,000	2010/06/23
62592	Deutsche Bank AG	HSI R Bull CBBC Jan 2011 A	0.250	18,900 per 40,000 units	19,500 per 40,000 units	2011/01/28	300,000,000	2010/06/23
62596	Deutsche Bank AG	HSI R Bear CBBC Jan 2011 B	0.250	21,300 per 40,000 units	20,700 per 40,000 units	2011/01/28	300,000,000	2010/06/23
62578	HK Bank	HSI R Bull CBBC Nov 2010 F	0.250	18,600 per 10,000 units	19,100 per 10,000 units	2010/11/29	80,000,000	2010/06/23
62582	HK Bank	HSI R Bear CBBC Nov 2010 G	0.250	20,600 per 10,000 units	20,100 per 10,000 units	2010/11/29	80,000,000	2010/06/23
62583	UBS AG	CCHC R Bull CBBC Nov 2010 A	0.250	6.380	7.380	2010/11/29	100,000,000	2010/06/23
62584	UBS AG	HSCEI R Bull CBBC Nov 2010 F	0.250	10,500 per 20,000 units	11,000 per 20,000 units	2010/11/29	100,000,000	2010/06/23
62589	UBS AG	HSI R Bull CBBC Sep 2010 S	0.250	19,600 per 10,000 units	20,100 per 10,000 units	2010/09/29	200,000,000	2010/06/23
62590	UBS AG	HSI R Bull CBBC Jan 2011 I	0.250	19,500 per 15,000 units	20,000 per 15,000 units	2011/01/28	200,000,000	2010/06/23
62585	UBS AG	HSI R Bear CBBC Oct 2010 Y	0.250	20,600 per 10,000 units	20,100 per 10,000 units	2010/10/28	200,000,000	2010/06/23
62598	Deutsche Bank AG	HSI R Bull CBBC Sep 2010 U	0.250	19,600 per 10,000 units	20,100 per 10,000 units	2010/09/29	300,000,000	2010/06/24
62602	Deutsche Bank AG	HSI R Bear CBBC Sep 2010 O	0.260	20,700 per 12,000 units	20,200 per 12,000 units	2010/09/29	300,000,000	2010/06/24
62604	Goldman Sachs SP (Asia)	HSI R Bull CBBC Dec 2010 B	0.250	18,600 per 12,000 units	19,100 per 12,000 units	2010/12/30	200,000,000	2010/06/24
62605	Goldman Sachs SP (Asia)	HSI R Bull CBBC Dec 2010 C	0.250	18,900 per 15,000 units	19,400 per 15,000 units	2010/12/30	200,000,000	2010/06/24
62599	J P Morgan SP BV	HSI R Bull CBBC Oct 2010 M	0.250	19,400 per 15,000 units	19,900 per 15,000 units	2010/10/28	200,000,000	2010/06/24
62600	J P Morgan SP BV	HSI R Bull CBBC Oct 2010 N	0.250	19,600 per 10,000 units	20,100 per 10,000 units	2010/10/28	200,000,000	2010/06/24
62601	J P Morgan SP BV	HSI R Bear CBBC Nov 2010 C	0.250	20,700 per 15,000 units	20,200 per 15,000 units	2010/11/29	200,000,000	2010/06/24
62594	UBS AG	China Life R Bull CBBC Nov 2010 D	0.250	32.880	33.880	2010/11/22	100,000,000	2010/06/24
62603	UBS AG	A50 China R Bull CBBC Sep 2010 A	0.250	11.100	11.500	2010/09/24	100,000,000	2010/06/24
62597	UBS AG	HSI R Bear CBBC Sep 2010 Y	0.250	20,700 per 12,000 units	20,200 per 12,000 units	2010/09/29	200,000,000	2010/06/24
62595	UBS AG	TCH R Bear CBBC Nov 2010 M	0.250	141.88 per 100 units	133.88 per 100 units	2010/11/22	100,000,000	2010/06/24
62368 #	Credit Suisse AG	HSI R Bear CBBC Oct 2010 R	0.063	21,700 per 15,000 units	21,200 per 15,000 units	2010/10/28	300,000,000	2010/06/24
61637 #	UBS AG	HSI R Bear CBBC Oct 2010 X	0.081	22,000 per 15,000 units	21,500 per 15,000 units	2010/10/28	300,000,000	2010/06/24
62627	BNP Paribas Arbit Issu B.V.	HSI R Bull CBBC Nov 2010 L	0.250	19,100 per 10,000 units	19,600 per 10,000 units	2010/11/29	100,000,000	2010/06/25
62622	Credit Suisse AG	HSI R Bull CBBC Nov 2010 U	0.250	19,700 per 15,000 units	20,200 per 15,000 units	2010/11/29	300,000,000	2010/06/25
62609	Credit Suisse AG	HSI R Bear CBBC Sep 2010 Y	0.250	20,800 per 22,000 units	20,300 per 22,000 units	2010/09/29	330,000,000	2010/06/25
62613	Deutsche Bank AG	HSI R Bull CBBC Oct 2010 N	0.250	19,700 per 12,000 units	20,200 per 12,000 units	2010/10/28	300,000,000	2010/06/25
62620	KBC Fin Products Int'l Ltd.	HSI R Bull CBBC Oct 2010 X	0.250	19,700 per 10,000 units	20,200 per 10,000 units	2010/10/28	128,000,000	2010/06/25
62611	KBC Fin Products Int'l Ltd.	HSI R Bear CBBC Sep 2010 D	0.250	21,700 per 12,000 units	21,200 per 12,000 units	2010/09/29	128,000,000	2010/06/25

## Newly listed callable bull/bear contracts (continued)

Code	Issuer	Name of issue	Issue prices (HK\$)	Strike price (HKD) / Strike level per 10 units	Call price (HKD) / Call level per 10 units	Expiry date	No. of issue (units)	Listing date
62612	KBC Fin Products Int'l Ltd.	HSI R Bear CBBC Oct 2010 S	0.250	21,600 per 10,000 units	21,100 per 10,000 units	2010/10/28	128,000,000	2010/06/25
62606	Macquarie Bank Ltd.	HSI R Bull CBBC Oct 2010 D	0.251	18,800 per 12,000 units	19,400 per 12,000 units	2010/10/28	200,000,000	2010/06/25
62623	CC Rabobank B.A.	HSI R Bull CBBC Nov 2010 V	0.250	19,200 per 12,000 units	19,700 per 12,000 units	2010/11/29	200,000,000	2010/06/25
62624	CC Rabobank B.A.	HSI R Bull CBBC Nov 2010 W	0.250	19,700 per 10,000 units	20,200 per 10,000 units	2010/11/29	200,000,000	2010/06/25
62628	CC Rabobank B.A.	HSI R Bear CBBC Nov 2010 X	0.250	21,400 per 12,000 units	20,900 per 12,000 units	2010/11/29	200,000,000	2010/06/25
62625	RB of Scotland N.V.	HSI R Bull CBBC Oct 2010 T	0.250	19,100 per 10,000 units	19,600 per 10,000 units	2010/10/28	250,000,000	2010/06/25
62626	RB of Scotland N.V.	TCH R Bear CBBC Oct 2010 K	0.264	155.80 per 100 units	148.80 per 100 units	2010/10/18	80,000,000	2010/06/25
62616	SGA Societe Generale Acceptance N.V.	HSI R Bull CBBC Oct10B	0.250	18,300 per 12,000 units	18,800 per 12,000 units	2010/10/28	300,000,000	2010/06/25
62615	SGA Societe Generale Acceptance N.V.	HSI R Bull CBBC Oct10D	0.250	18,200 per 15,000 units	18,700 per 15,000 units	2010/10/28	300,000,000	2010/06/25
62614	SGA Societe Generale Acceptance N.V.	HSI R Bull CBBC Oct10E	0.285	18,100 per 10,000 units	18,600 per 10,000 units	2010/10/28	300,000,000	2010/06/25
62607	SGA Societe Generale Acceptance N.V.	HSI R Bull CBBC Oct10F	0.250	19,600 per 10,000 units	20,100 per 10,000 units	2010/10/28	300,000,000	2010/06/25
62618	SGA Societe Generale Acceptance N.V.	HSI R Bull CBBC Oct10M	0.250	19,700 per 15,000 units	20,200 per 15,000 units	2010/10/28	300,000,000	2010/06/25
62617	SGA Societe Generale Acceptance N.V.	HSI R Bull CBBC Oct10N	0.250	18,400 per 10,000 units	18,900 per 10,000 units	2010/10/28	300,000,000	2010/06/25
62619	SGA Societe Generale Acceptance N.V.	HSI R Bear CBBC Sep10M	0.250	20,800 per 10,000 units	20,300 per 10,000 units	2010/09/29	300,000,000	2010/06/25
62608	SGA Societe Generale Acceptance N.V.	HSI R Bear CBBC Sep10Q	0.250	20,700 per 12,000 units	20,200 per 12,000 units	2010/09/29	300,000,000	2010/06/25
62621	UBS AG	HSI R Bull CBBC Oct 2010 Q	0.250	19,700 per 12,000 units	20,200 per 12,000 units	2010/10/28	200,000,000	2010/06/25
62610	UBS AG	HSI R Bear CBBC Oct 2010 O	0.250	20,800 per 10,000 units	20,300 per 10,000 units	2010/10/28	200,000,000	2010/06/25
62703	BNP Paribas Arbit Issu B.V.	HSI R Bull CBBC Dec 2010 I	0.250	19,300 per 12,000 units	19,800 per 12,000 units	2010/12/30	100,000,000	2010/06/28
62704	BNP Paribas Arbit Issu B.V.	HSI R Bull CBBC Dec 2010 J	0.250	19,800 per 12,000 units	20,300 per 12,000 units	2010/12/30	100,000,000	2010/06/28
62705	BNP Paribas Arbit Issu B.V.	HSI R Bull CBBC Jan 2011 A	0.250	19,500 per 10,000 units	20,000 per 10,000 units	2011/01/28	100,000,000	2010/06/28
62709	BNP Paribas Arbit Issu B.V.	HSI R Bear CBBC Nov 2010 M	0.250	22,200 per 11,000 units	21,700 per 11,000 units	2010/11/29	100,000,000	2010/06/28
62710	BNP Paribas Arbit Issu B.V.	HSI R Bear CBBC Dec 2010 K	0.250	21,900 per 12,000 units	21,400 per 12,000 units	2010/12/30	100,000,000	2010/06/28
62685	Credit Suisse AG	HSI R Bull CBBC Oct 2010 A	0.250	20,400 per 13,000 units	20,900 per 13,000 units	2010/10/28	325,000,000	2010/06/28
62684	Credit Suisse AG	HSI R Bull CBBC Oct 2010 B	0.250	20,000 per 15,000 units	20,500 per 15,000 units	2010/10/28	300,000,000	2010/06/28
62686	Credit Suisse AG	HSI R Bull CBBC Nov 2010 V	0.250	19,800 per 22,000 units	20,300 per 22,000 units	2010/11/29	330,000,000	2010/06/28
62638	Credit Suisse AG	HSI R Bull CBBC Dec 2010 M	0.250	19,300 per 38,000 units	19,800 per 38,000 units	2010/12/30	304,000,000	2010/06/28
62687	Credit Suisse AG	HSI R Bear CBBC Sep 2010 G	0.250	22,600 per 15,000 units	22,100 per 15,000 units	2010/09/29	300,000,000	2010/06/28
62636	Credit Suisse AG	HSI R Bear CBBC Sep 2010 Z	0.250	20,900 per 13,000 units	20,400 per 13,000 units	2010/09/29	325,000,000	2010/06/28
62688	Credit Suisse AG	HSI R Bear CBBC Oct 2010 G	0.250	23,400 per 15,000 units	22,900 per 15,000 units	2010/10/28	300,000,000	2010/06/28
62689	Credit Suisse AG	HSI R Bear CBBC Oct 2010 J	0.250	23,600 per 15,000 units	23,100 per 15,000 units	2010/10/28	300,000,000	2010/06/28
62637	Credit Suisse AG	HSI R Bear CBBC Oct 2010 Z	0.250	21,300 per 22,000 units	20,800 per 22,000 units	2010/10/28	330,000,000	2010/06/28
62690	Credit Suisse AG	HSI R Bear CBBC Nov 2010 W	0.250	23,100 per 22,000 units	22,600 per 22,000 units	2010/11/29	330,000,000	2010/06/28
62691	Credit Suisse AG	HSI R Bear CBBC Dec 2010 N	0.250	24,300 per 22,000 units	23,800 per 22,000 units	2010/12/30	330,000,000	2010/06/28
62647	Deutsche Bank AG	HSI R Bull CBBC Sep 2010 J	0.250	20,300 per 12,000 units	20,800 per 12,000 units	2010/09/29	300,000,000	2010/06/28
62648	Deutsche Bank AG	HSI R Bull CBBC Oct 2010 T	0.270	20,100 per 12,000 units	20,600 per 12,000 units	2010/10/28	300,000,000	2010/06/28
62649	Deutsche Bank AG	HSI R Bull CBBC Nov 2010 R	0.290	19,900 per 12,000 units	20,400 per 12,000 units	2010/11/29	300,000,000	2010/06/28
62643	Deutsche Bank AG	HSI R Bear CBBC Sep 2010 Q	0.250	21,000 per 12,000 units	20,500 per 12,000 units	2010/09/29	300,000,000	2010/06/28
62644	Deutsche Bank AG	HSI R Bear CBBC Oct 2010 A	0.260	20,800 per 12,000 units	20,300 per 12,000 units	2010/10/28	300,000,000	2010/06/28
62645	Deutsche Bank AG	HSI R Bear CBBC Oct 2010 K	0.270	21,300 per 12,000 units	20,800 per 12,000 units	2010/10/28	300,000,000	2010/06/28
62629	HK Bank	HSI R Bull CBBC Nov 2010 H	0.250	18,800 per 15,000 units	19,300 per 15,000 units	2010/11/29	120,000,000	2010/06/28
62630	HK Bank	HSI R Bull CBBC Nov 2010 I	0.250	19,100 per 12,000 units	19,600 per 12,000 units	2010/11/29	120,000,000	2010/06/28
62631	HK Bank	HSI R Bull CBBC Nov 2010 J	0.250	19,400 per 13,000 units	19,900 per 13,000 units	2010/11/29	120,000,000	2010/06/28
62692	J P Morgan SP BV	HSI R Bull CBBC Oct 2010 O	0.250	19,600 per 10,000 units	20,100 per 10,000 units	2010/10/28	200,000,000	2010/06/28

## Newly listed callable bull/bear contracts (continued)

Code	Issuer	Name of issue	Issue prices (HK\$)	Strike price (HKD) / Strike level per 10 units	Call price (HKD) / Call level per 10 units	Expiry date	No. of issue (units)	Listing date
62693	J P Morgan SP BV	HSI R Bull CBBC Oct 2010 P	0.250	19,800 per 8,000 units	20,300 per 8,000 units	2010/10/28	200,000,000	2010/06/28
62694	J P Morgan SP BV	HSI R Bull CBBC Oct 2010 Q	0.250	20,100 per 10,000 units	20,600 per 10,000 units	2010/10/28	200,000,000	2010/06/28
62695	J P Morgan SP BV	HSI R Bull CBBC Oct 2010 R	0.250	20,400 per 8,000 units	20,900 per 8,000 units	2010/10/28	200,000,000	2010/06/28
62696	J P Morgan SP BV	HSI R Bear CBBC Oct 2010 S	0.250	21,800 per 10,000 units	21,300 per 10,000 units	2010/10/28	200,000,000	2010/06/28
62697	J P Morgan SP BV	HSI R Bear CBBC Oct 2010 T	0.250	22,000 per 8,000 units	21,500 per 8,000 units	2010/10/28	200,000,000	2010/06/28
62698	J P Morgan SP BV	HSI R Bear CBBC Oct 2010 U	0.250	22,300 per 10,000 units	21,800 per 10,000 units	2010/10/28	200,000,000	2010/06/28
62699	J P Morgan SP BV	HSI R Bear CBBC Oct 2010 V	0.250	22,500 per 8,000 units	22,000 per 8,000 units	2010/10/28	200,000,000	2010/06/28
62679	KBC Fin Products Int'l Ltd.	HSI R Bull CBBC Oct 2010 T	0.250	20,400 per 10,000 units	20,900 per 10,000 units	2010/10/28	128,000,000	2010/06/28
62677	KBC Fin Products Int'l Ltd.	HSI R Bull CBBC Oct 2010 U	0.250	20,100 per 12,000 units	20,600 per 12,000 units	2010/10/28	128,000,000	2010/06/28
62680	KBC Fin Products Int'l Ltd.	HSI R Bull CBBC Nov 2010 H	0.250	19,900 per 15,000 units	20,400 per 15,000 units	2010/11/29	158,000,000	2010/06/28
62646	KBC Fin Products Int'l Ltd.	HSI R Bear CBBC Oct 2010 W	0.250	21,300 per 12,000 units	20,800 per 12,000 units	2010/10/28	128,000,000	2010/06/28
62702	CC Rabobank B.A.	HSI R Bull CBBC Nov 2010 C	0.250	20,300 per 10,000 units	20,800 per 10,000 units	2010/11/29	200,000,000	2010/06/28
62700	CC Rabobank B.A.	HSI R Bull CBBC Nov 2010 Y	0.250	19,900 per 10,000 units	20,400 per 10,000 units	2010/11/29	200,000,000	2010/06/28
62701	CC Rabobank B.A.	HSI R Bull CBBC Nov 2010 Z	0.250	20,100 per 10,000 units	20,600 per 10,000 units	2010/11/29	200,000,000	2010/06/28
62706	CC Rabobank B.A.	HSI R Bear CBBC Nov 2010 D	0.250	22,000 per 12,000 units	21,500 per 12,000 units	2010/11/29	200,000,000	2010/06/28
62708	CC Rabobank B.A.	HSI R Bear CBBC Nov 2010 E	0.250	22,100 per 10,000 units	21,600 per 10,000 units	2010/11/29	200,000,000	2010/06/28
62712	RB of Scotland N.V.	COVS R Bull CBBC Nov 2010 A	0.340	13.280	14.480	2010/11/11	80,000,000	2010/06/28
62713	RB of Scotland N.V.	COVS R Bull CBBC Nov 2010 B	0.280	13.880	15.080	2010/11/11	80,000,000	2010/06/28
62714	RB of Scotland N.V.	COVS R Bear CBBC Nov 2010 C	0.272	19.280	18.080	2010/11/11	80,000,000	2010/06/28
62711	RB of Scotland N.V.	CCHC R Bull CBBC Oct 2010 H	0.250	6.880	7.880	2010/10/18	80,000,000	2010/06/28
62715	RB of Scotland N.V.	HSCEI R Bull CBBC Oct 2010 B	0.250	10,700 per 10,000 units	11,200 per 10,000 units	2010/10/28	250,000,000	2010/06/28
62716	RB of Scotland N.V.	HSI R Bull CBBC Oct 2010 U	0.250	19,300 per 13,000 units	19,800 per 13,000 units	2010/10/28	250,000,000	2010/06/28
62719	RB of Scotland N.V.	HSI R Bull CBBC Oct 2010 V	0.250	19,500 per 13,000 units	20,000 per 13,000 units	2010/10/28	250,000,000	2010/06/28
62720	RB of Scotland N.V.	HSI R Bull CBBC Oct 2010 W	0.250	19,700 per 13,000 units	20,200 per 13,000 units	2010/10/28	250,000,000	2010/06/28
62655	SGA Societe Generale Acceptance N.V.	HSI R Bull CBBC Sep10F	0.250	20,300 per 15,000 units	20,800 per 15,000 units	2010/09/29	300,000,000	2010/06/28
62654	SGA Societe Generale Acceptance N.V.	HSI R Bull CBBC Sep10I	0.250	20,200 per 10,000 units	20,700 per 10,000 units	2010/09/29	300,000,000	2010/06/28
62650	SGA Societe Generale Acceptance N.V.	HSI R Bull CBBC Sep10L	0.250	19,800 per 12,000 units	20,300 per 12,000 units	2010/09/29	300,000,000	2010/06/28
62653	SGA Societe Generale Acceptance N.V.	HSI R Bull CBBC Sep10N	0.250	20,100 per 12,000 units	20,600 per 12,000 units	2010/09/29	300,000,000	2010/06/28
62652	SGA Societe Generale Acceptance N.V.	HSI R Bull CBBC Sep10S	0.250	20,000 per 15,000 units	20,500 per 15,000 units	2010/09/29	300,000,000	2010/06/28
62651	SGA Societe Generale Acceptance N.V.	HSI R Bull CBBC Sep10Y	0.250	19,900 per 10,000 units	20,400 per 10,000 units	2010/09/29	300,000,000	2010/06/28
62632	SGA Societe Generale Acceptance N.V.	HSI R Bear CBBC Oct10A	0.250	22,200 per 12,000 units	21,700 per 12,000 units	2010/10/28	300,000,000	2010/06/28
62635	SGA Societe Generale Acceptance N.V.	HSI R Bear CBBC Oct10O	0.265	22,500 per 12,000 units	22,000 per 12,000 units	2010/10/28	300,000,000	2010/06/28
62634	SGA Societe Generale Acceptance N.V.	HSI R Bear CBBC Oct10P	0.250	22,400 per 15,000 units	21,900 per 15,000 units	2010/10/28	300,000,000	2010/06/28
62633	SGA Societe Generale Acceptance N.V.	HSI R Bear CBBC Oct10Q	0.295	22,300 per 10,000 units	21,800 per 10,000 units	2010/10/28	300,000,000	2010/06/28
62658	SGA Societe Generale Acceptance N.V.	HSI R Bear CBBC Oct10U	0.250	22,800 per 12,000 units	22,300 per 12,000 units	2010/10/28	300,000,000	2010/06/28
62657	SGA Societe Generale Acceptance N.V.	HSI R Bear CBBC Oct10W	0.250	22,700 per 15,000 units	22,200 per 15,000 units	2010/10/28	300,000,000	2010/06/28
62656	SGA Societe Generale Acceptance N.V.	HSI R Bear CBBC Oct10X	0.260	22,600 per 10,000 units	22,100 per 10,000 units	2010/10/28	300,000,000	2010/06/28
62659	SGA Societe Generale Acceptance N.V.	HSI R Bear CBBC Nov10A	0.315	22,900 per 10,000 units	22,400 per 10,000 units	2010/11/29	300,000,000	2010/06/28
62660	SGA Societe Generale Acceptance N.V.	HSI R Bear CBBC Nov10B	0.250	23,000 per 15,000 units	22,500 per 15,000 units	2010/11/29	300,000,000	2010/06/28
62661	SGA Societe Generale Acceptance N.V.	HSI R Bear CBBC Nov10C	0.285	23,100 per 12,000 units	22,600 per 12,000 units	2010/11/29	300,000,000	2010/06/28
62662	SGA Societe Generale Acceptance N.V.	HSI R Bear CBBC Nov10D	0.355	23,200 per 10,000 units	22,700 per 10,000 units	2010/11/29	300,000,000	2010/06/28
62663	SGA Societe Generale Acceptance N.V.	HSI R Bear CBBC Nov10E	0.250	23,300 per 15,000 units	22,800 per 15,000 units	2010/11/29	300,000,000	2010/06/28
62664	SGA Societe Generale Acceptance N.V.	HSI R Bear CBBC Nov10F	0.315	23,400 per 12,000 units	22,900 per 12,000 units	2010/11/29	300,000,000	2010/06/28



## Newly listed callable bull/bear contracts (continued)

Code	Issuer	Name of issue	Issue prices (HK\$)	Strike price (HKD) / Strike level per 10 units	Call price (HKD) / Call level per 10 units	Expiry date	No. of issue (units)	Listing date
62665	SGA Societe Generale Acceptance N.V.	HSI R Bear CBBC Nov10G	0.395	23,500 per 10,000 units	23,000 per 10,000 units	2010/11/29	300,000,000	2010/06/28
62668	UBS AG	China Mobile R Bull CBBC Nov 2010 H	0.250	70.88 per 100 units	74.88 per 100 units	2010/11/08	100,000,000	2010/06/28
62667	UBS AG	China Life R Bull CBBC Nov 2010 E	0.250	33.880	34.880	2010/11/15	100,000,000	2010/06/28
62666	UBS AG	CNOOC R Bear CBBC Dec 2010 F	0.275	16.680	15.880	2010/12/13	100,000,000	2010/06/28
62674	UBS AG	A50 China R Bull CBBC Oct 2010 A	0.250	11.480	11.880	2010/10/28	100,000,000	2010/06/28
62669	UBS AG	HKEx R Bull CBBC Nov 2010 F	0.250	112.88 per 100 units	118.88 per 100 units	2010/11/15	100,000,000	2010/06/28
62670	UBS AG	HSBC R Bull CBBC Nov 2010 F	0.250	68.88 per 100 units	73.88 per 100 units	2010/11/22	100,000,000	2010/06/28
62675	UBS AG	HSCEI R Bull CBBC Oct 2010 J	0.250	10,800 per 12,000 units	11,300 per 12,000 units	2010/10/28	100,000,000	2010/06/28
62676	UBS AG	HSCEI R Bull CBBC Dec 2010 C	0.250	11,000 per 20,000 units	11,500 per 20,000 units	2010/12/30	100,000,000	2010/06/28
62681	UBS AG	HSI R Bull CBBC Sep 2010 X	0.250	20,000 per 10,000 units	20,500 per 10,000 units	2010/09/29	200,000,000	2010/06/28
62682	UBS AG	HSI R Bull CBBC Nov 2010 U	0.250	20,400 per 10,000 units	20,900 per 10,000 units	2010/11/29	200,000,000	2010/06/28
62639	UBS AG	HSI R Bear CBBC Sep 2010 I	0.250	20,900 per 12,000 units	20,400 per 12,000 units	2010/09/29	200,000,000	2010/06/28
62640	UBS AG	HSI R Bear CBBC Dec 2010 D	0.250	21,000 per 15,000 units	20,500 per 15,000 units	2010/12/30	200,000,000	2010/06/28
62683	UBS AG	HSI R Bear CBBC Dec 2010 E	0.250	22,900 per 12,000 units	22,400 per 12,000 units	2010/12/30	200,000,000	2010/06/28
62641	UBS AG	HSI R Bear CBBC Jan 2011 J	0.250	20,800 per 38,000 units	20,300 per 38,000 units	2011/01/28	300,000,000	2010/06/28
62642	UBS AG	HSI R Bear CBBC Feb 2011 C	0.250	21,300 per 38,000 units	20,800 per 38,000 units	2011/02/25	300,000,000	2010/06/28
62671	UBS AG	ICBC R Bull CBBC Nov 2010 D	0.250	5.080	5.480	2010/11/22	100,000,000	2010/06/28
62672	UBS AG	SHK Ppt R Bull CBBC Dec 2010 C	0.250	90.88 per 100 units	98.88 per 100 units	2010/12/06	100,000,000	2010/06/28
62673	UBS AG	TCH R Bull CBBC Nov 2010 N	0.250	115.88 per 100 units	123.88 per 100 units	2010/11/01	100,000,000	2010/06/28
62566 *	Credit Suisse AG	HSI R Bull CBBC Nov 2010 S	0.089	19,500 per 15,000 units	20,000 per 15,000 units	2010/11/29	300,000,000	2010/06/28
62722	Barclays Bank plc	HSI R Bull CBBC Nov 2010 N	0.163	19,000 per 12,000 units	19,500 per 12,000 units	2010/11/29	300,000,000	2010/06/29
62723	Barclays Bank plc	HSI R Bull CBBC Nov 2010 O	0.155	19,400 per 10,000 units	19,900 per 10,000 units	2010/11/29	300,000,000	2010/06/29
62724	Barclays Bank plc	HSI R Bull CBBC Dec 2010 A	0.250	19,200 per 12,000 units	19,700 per 12,000 units	2010/12/30	300,000,000	2010/06/29
62727	Barclays Bank plc	HSI R Bull CBBC Dec 2010 B	0.250	19,600 per 12,000 units	20,100 per 12,000 units	2010/12/30	300,000,000	2010/06/29
62728	Barclays Bank plc	HSI R Bull CBBC Dec 2010 C	0.250	19,800 per 12,000 units	20,300 per 12,000 units	2010/12/30	300,000,000	2010/06/29
62741	Credit Suisse AG	HSI R Bull CBBC Nov 2010 X	0.250	19,900 per 13,000 units	20,400 per 13,000 units	2010/11/29	325,000,000	2010/06/29
62743	Credit Suisse AG	HSI R Bull CBBC Nov 2010 Y	0.250	20,300 per 22,000 units	20,800 per 22,000 units	2010/11/29	330,000,000	2010/06/29
62758	Credit Suisse AG	HSI R Bear CBBC Oct 2010 H	0.250	21,400 per 13,000 units	20,900 per 13,000 units	2010/10/28	325,000,000	2010/06/29
62733	Deutsche Bank AG	HSI R Bull CBBC Oct 2010 W	0.250	20,400 per 12,000 units	20,900 per 12,000 units	2010/10/28	300,000,000	2010/06/29
62730	HK Bank	HSI R Bull CBBC Dec 2010 F	0.250	19,600 per 20,000 units	20,100 per 20,000 units	2010/12/30	120,000,000	2010/06/29
62731	HK Bank	HSI R Bull CBBC Dec 2010 G	0.250	19,800 per 12,000 units	20,300 per 12,000 units	2010/12/30	120,000,000	2010/06/29
62732	HK Bank	HSI R Bull CBBC Dec 2010 H	0.250	20,000 per 15,000 units	20,500 per 15,000 units	2010/12/30	120,000,000	2010/06/29
62736	HK Bank	HSI R Bear CBBC Dec 2010 I	0.250	23,600 per 12,000 units	23,100 per 12,000 units	2010/12/30	120,000,000	2010/06/29
62737	HK Bank	HSI R Bear CBBC Dec 2010 J	0.250	24,000 per 28,000 units	23,500 per 28,000 units	2010/12/30	120,000,000	2010/06/29
62744	KBC Fin Products Int'l Ltd.	A50 China R Bull CBBC Nov 10A	0.250	10.880	11.380	2010/11/10	88,000,000	2010/06/29
62745	KBC Fin Products Int'l Ltd.	A50 China R Bull CBBC Nov 10B	0.250	11.180	11.680	2010/11/01	88,000,000	2010/06/29
62750	KBC Fin Products Int'l Ltd.	A50 China R Bear CBBC Nov 10C	0.250	14.180	13.680	2010/11/15	88,000,000	2010/06/29
62746	KBC Fin Products Int'l Ltd.	HSI R Bull CBBC Sep 2010 K	0.250	20,000 per 10,000 units	20,500 per 10,000 units	2010/09/29	128,000,000	2010/06/29
62747	KBC Fin Products Int'l Ltd.	HSI R Bull CBBC Oct 2010 Y	0.250	19,800 per 10,000 units	20,300 per 10,000 units	2010/10/28	128,000,000	2010/06/29
62748	KBC Fin Products Int'l Ltd.	HSI R Bull CBBC Dec 2010 B	0.250	19,200 per 15,000 units	19,700 per 15,000 units	2010/12/30	158,000,000	2010/06/29
62749	KBC Fin Products Int'l Ltd.	HSI R Bull CBBC Dec 2010 C	0.250	19,400 per 12,000 units	19,900 per 12,000 units	2010/12/30	128,000,000	2010/06/29
62751	KBC Fin Products Int'l Ltd.	HSI R Bear CBBC Oct 2010 N	0.250	22,000 per 15,000 units	21,500 per 15,000 units	2010/10/28	158,000,000	2010/06/29
62752	KBC Fin Products Int'l Ltd.	HSI R Bear CBBC Nov 2010 I	0.250	22,800 per 10,000 units	22,300 per 10,000 units	2010/11/29	128,000,000	2010/06/29

## Newly listed callable bull/bear contracts (continued)

Code	Issuer	Name of issue	Issue prices (HK\$)	Strike price (HKD) / Strike level per 10 units	Call price (HKD) / Call level per 10 units	Expiry date	No. of issue (units)	Listing date
62753	KBC Fin Products Int'l Ltd.	HSI R Bear CBBC Nov 2010 J	0.250	23,000 per 12,000 units	22,500 per 12,000 units	2010/11/29	128,000,000	2010/06/29
62754	KBC Fin Products Int'l Ltd.	HSI R Bear CBBC Nov 2010 K	0.290	23,500 per 10,000 units	23,000 per 10,000 units	2010/11/29	128,000,000	2010/06/29
62721	Macquarie Bank Ltd.	HSI R Bull CBBC Oct 2010 E	0.251	19,400 per 12,000 units	20,000 per 12,000 units	2010/10/28	200,000,000	2010/06/29
62726	Macquarie Bank Ltd.	HSI R Bear CBBC Oct 2010 F	0.250	22,500 per 12,000 units	22,000 per 12,000 units	2010/10/28	200,000,000	2010/06/29
62755	CC Rabobank B.A.	HSI R Bull CBBC Dec 2010 A	0.250	19,400 per 12,000 units	19,900 per 12,000 units	2010/12/30	200,000,000	2010/06/29
62756	CC Rabobank B.A.	HSI R Bull CBBC Dec 2010 B	0.250	19,600 per 12,000 units	20,100 per 12,000 units	2010/12/30	200,000,000	2010/06/29
62757	CC Rabobank B.A.	HSI R Bull CBBC Dec 2010 C	0.250	19,800 per 12,000 units	20,300 per 12,000 units	2010/12/30	200,000,000	2010/06/29
62761	CC Rabobank B.A.	HSI R Bear CBBC Dec 2010 D	0.250	22,200 per 12,000 units	21,700 per 12,000 units	2010/12/30	200,000,000	2010/06/29
62762	CC Rabobank B.A.	HSI R Bear CBBC Dec 2010 E	0.250	22,400 per 12,000 units	21,900 per 12,000 units	2010/12/30	200,000,000	2010/06/29
62734	UBS AG	HSI R Bull CBBC Sep 2010 M	0.250	19,800 per 10,000 units	20,300 per 10,000 units	2010/09/29	200,000,000	2010/06/29
62735	UBS AG	HSI R Bull CBBC Dec 2010 F	0.250	20,000 per 15,000 units	20,500 per 15,000 units	2010/12/30	200,000,000	2010/06/29
62738	UBS AG	HSI R Bull CBBC Dec 2010 I	0.250	20,300 per 12,000 units	20,800 per 12,000 units	2010/12/30	200,000,000	2010/06/29
62740	UBS AG	HSI R Bear CBBC Sep 2010 O	0.250	21,400 per 10,000 units	20,900 per 10,000 units	2010/09/29	200,000,000	2010/06/29
62742	UBS AG	HSI R Bear CBBC Dec 2010 G	0.310	24,000 per 10,000 units	23,500 per 10,000 units	2010/12/30	200,000,000	2010/06/29
62739	UBS AG	HSI R Bear CBBC Jan 2011 K	0.290	23,800 per 10,000 units	23,300 per 10,000 units	2011/01/28	200,000,000	2010/06/29
62760	Credit Suisse AG	HSI R Bull CBBC Nov 2010 Z	0.250	20,200 per 15,000 units	20,700 per 15,000 units	2010/11/29	300,000,000	2010/06/30
62778	Deutsche Bank AG	CC Bank R Bull CBBC Dec 2010 A	0.250	5.580	5.980	2010/12/06	150,000,000	2010/06/30
62779	Deutsche Bank AG	China Life R Bull CBBC Nov 2010 C	0.400	32.680	33.680	2010/11/29	150,000,000	2010/06/30
62767	Deutsche Bank AG	HSI R Bear CBBC Nov 2010 Q	0.250	21,400 per 10,000 units	20,900 per 10,000 units	2010/11/29	300,000,000	2010/06/30
62769	J P Morgan SP BV	HSI R Bear CBBC Nov 2010 D	0.250	21,300 per 10,000 units	20,800 per 10,000 units	2010/11/29	200,000,000	2010/06/30
62766	SGA Societe Generale Acceptance N.V.	HSI R Bear CBBC Oct10H	0.250	21,300 per 12,000 units	20,800 per 12,000 units	2010/10/28	300,000,000	2010/06/30
62759	SGA Societe Generale Acceptance N.V.	HSI R Bear CBBC Oct10Z	0.250	21,400 per 10,000 units	20,900 per 10,000 units	2010/10/28	300,000,000	2010/06/30
62775	UBS AG	China Mobile R Bear CBBC Dec 2010 C	0.250	96.88 per 100 units	92.88 per 100 units	2010/12/28	100,000,000	2010/06/30
62771	UBS AG	China Shenhua R Bull CBBC Dec 2010 B	0.250	24.88 per 100 units	26.88 per 100 units	2010/12/28	100,000,000	2010/06/30
62763	UBS AG	HSI R Bull CBBC Oct 2010 J	0.250	20,200 per 10,000 units	20,700 per 10,000 units	2010/10/28	200,000,000	2010/06/30
62764	UBS AG	HSI R Bull CBBC Jan 2011 L	0.250	19,800 per 38,000 units	20,300 per 38,000 units	2011/01/28	300,000,000	2010/06/30
62765	UBS AG	HSI R Bull CBBC Feb 2011 D	0.250	20,300 per 38,000 units	20,800 per 38,000 units	2011/02/25	300,000,000	2010/06/30
62777	UBS AG	HSI R Bear CBBC Nov 2010 N	0.250	21,300 per 12,000 units	20,800 per 12,000 units	2010/11/29	200,000,000	2010/06/30
62773	UBS AG	Jiangxi Copper R Bull CBBC Dec 2010 A	0.310	12.380	13.880	2010/12/06	100,000,000	2010/06/30
62770	UBS AG	Petrochina R Bull CBBC Jan 2011 A	0.250	7.280	7.880	2011/01/17	100,000,000	2010/06/30
62776	UBS AG	Petrochina R Bear CBBC Jan 2011 B	0.250	10.480	9.880	2011/01/03	100,000,000	2010/06/30
62774	UBS AG	TCH R Bull CBBC Jan 2011 B	0.340	90.88 per 100 units	98.88 per 100 units	2011/01/17	100,000,000	2010/06/30
62787	Credit Suisse AG	A50 China R Bull CBBC Nov 2010 B	0.250	11.600	12.000	2010/11/22	100,000,000	2010/07/02
62786	Credit Suisse AG	HKEx R Bear CBBC Nov 2010 A	0.250	144 per 100 units	138 per 100 units	2010/11/29	100,000,000	2010/07/02
62780	Credit Suisse AG	HSI R Bull CBBC Dec 2010 O	0.250	19,400 per 13,000 units	19,900 per 13,000 units	2010/12/30	325,000,000	2010/07/02
62781	Credit Suisse AG	HSI R Bull CBBC Dec 2010 P	0.250	19,600 per 13,000 units	20,100 per 13,000 units	2010/12/30	325,000,000	2010/07/02
62782	Credit Suisse AG	HSI R Bull CBBC Dec 2010 Q	0.250	20,100 per 13,000 units	20,600 per 13,000 units	2010/12/30	325,000,000	2010/07/02
62788	Credit Suisse AG	HSI R Bull CBBC Dec 2010 R	0.250	18,900 per 13,000 units	19,400 per 13,000 units	2010/12/30	325,000,000	2010/07/02
62783	Credit Suisse AG	HSI R Bear CBBC Oct 2010 F	0.250	21,800 per 13,000 units	21,300 per 13,000 units	2010/10/28	325,000,000	2010/07/02
62784	Credit Suisse AG	HSI R Bear CBBC Oct 2010 N	0.250	22,300 per 13,000 units	21,800 per 13,000 units	2010/10/28	325,000,000	2010/07/02
62785	Credit Suisse AG	HSI R Bear CBBC Oct 2010 P	0.250	22,700 per 13,000 units	22,200 per 13,000 units	2010/10/28	325,000,000	2010/07/02
62789	Deutsche Bank AG	HSI R Bull CBBC Nov 2010 X	0.250	20,200 per 10,000 units	20,700 per 10,000 units	2010/11/29	300,000,000	2010/07/02
62790	Deutsche Bank AG	HSI R Bull CBBC Dec 2010 O	0.270	19,800 per 10,000 units	20,300 per 10,000 units	2010/12/30	300,000,000	2010/07/02

## Newly listed callable bull/bear contracts (continued)

Code	Issuer	Name of issue	Issue prices (HK\$)	Strike price (HKD) / Strike level per 10 units	Call price (HKD) / Call level per 10 units	Expiry date	No. of issue (units)	Listing date
62791	Deutsche Bank AG	HSI R Bull CBBC Dec 2010 P	0.250	20,000 per 15,000 units	20,500 per 15,000 units	2010/12/30	300,000,000	2010/07/02
62795	Goldman Sachs SP (Asia)	HSI R Bull CBBC Nov 2010 F	0.250	19,800 per 12,000 units	20,300 per 12,000 units	2010/11/29	200,000,000	2010/07/02
62796	Goldman Sachs SP (Asia)	HSI R Bull CBBC Dec 2010 D	0.250	19,200 per 12,000 units	19,700 per 12,000 units	2010/12/30	200,000,000	2010/07/02
62797	Goldman Sachs SP (Asia)	HSI R Bull CBBC Dec 2010 E	0.250	19,500 per 15,000 units	20,000 per 15,000 units	2010/12/30	200,000,000	2010/07/02
62798	Goldman Sachs SP (Asia)	HSI R Bear CBBC Nov 2010 G	0.250	21,400 per 15,000 units	20,900 per 15,000 units	2010/11/29	200,000,000	2010/07/02
62799	CC Rabobank B.A.	HSI R Bear CBBC Dec 2010 F	0.250	21,300 per 10,000 units	20,800 per 10,000 units	2010/12/30	200,000,000	2010/07/02
62800	CC Rabobank B.A.	HSI R Bear CBBC Dec 2010 G	0.250	21,800 per 12,000 units	21,300 per 12,000 units	2010/12/30	200,000,000	2010/07/02
62792	UBS AG	HSI R Bull CBBC Nov 2010 F	0.250	20,100 per 12,000 units	20,600 per 12,000 units	2010/11/29	200,000,000	2010/07/02
62794	UBS AG	HSI R Bull CBBC Dec 2010 L	0.250	19,900 per 12,000 units	20,400 per 12,000 units	2010/12/30	200,000,000	2010/07/02
62805	Credit Suisse AG	HSI R Bear CBBC Oct 2010 V	0.250	21,200 per 13,000 units	20,700 per 13,000 units	2010/10/28	390,000,000	2010/07/05
62802	Deutsche Bank AG	HSI R Bear CBBC Dec 2010 Q	0.250	21,200 per 10,000 units	20,700 per 10,000 units	2010/12/30	300,000,000	2010/07/05
62803	Deutsche Bank AG	HSI R Bear CBBC Dec 2010 R	0.290	21,600 per 10,000 units	21,100 per 10,000 units	2010/12/30	300,000,000	2010/07/05
62804	Deutsche Bank AG	HSI R Bear CBBC Dec 2010 S	0.330	22,000 per 10,000 units	21,500 per 10,000 units	2010/12/30	300,000,000	2010/07/05
62801	SGA Societe Generale Acceptance N.V.	HSI R Bear CBBC Nov10H	0.250	21,200 per 15,000 units	20,700 per 15,000 units	2010/11/29	300,000,000	2010/07/05
62806	UBS AG	HSI R Bear CBBC Nov 2010 D	0.250	21,200 per 10,000 units	20,700 per 10,000 units	2010/11/29	200,000,000	2010/07/05
62810	Credit Suisse AG	HSI R Bear CBBC Oct 2010 Z	0.250	21,300 per 15,000 units	20,800 per 15,000 units	2010/10/28	390,000,000	2010/07/06
62807	Deutsche Bank AG	HSI R Bear CBBC Oct 2010 V	0.250	21,300 per 12,000 units	20,800 per 12,000 units	2010/10/28	300,000,000	2010/07/06
62808	SGA Societe Generale Acceptance N.V.	HSI R Bull CBBC Nov10I	0.250	20,200 per 10,000 units	20,700 per 10,000 units	2010/11/29	300,000,000	2010/07/06
62809	UBS AG	HSI R Bear CBBC Feb 2011 E	0.250	23,300 per 38,000 units	22,800 per 38,000 units	2011/02/25	300,000,000	2010/07/06
62824	Credit Suisse AG	A50 China R Bear CBBC Nov 2010 C	0.250	12.780	12.380	2010/11/22	100,000,000	2010/07/07
62814	Credit Suisse AG	HSI R Bull CBBC Dec 2010 S	0.250	20,000 per 15,000 units	20,500 per 15,000 units	2010/12/30	390,000,000	2010/07/07
62843	Credit Suisse AG	HSI R Bull CBBC Dec 2010 T	0.250	19,700 per 15,000 units	20,200 per 15,000 units	2010/12/30	390,000,000	2010/07/07
62825	Credit Suisse AG	HSI R Bear CBBC Oct 2010 A	0.250	20,800 per 13,000 units	20,300 per 13,000 units	2010/10/28	390,000,000	2010/07/07
62826	Credit Suisse AG	HSI R Bear CBBC Nov 2010 B	0.250	21,100 per 15,000 units	20,600 per 15,000 units	2010/11/29	390,000,000	2010/07/07
62811	Deutsche Bank AG	HSI R Bull CBBC Oct 2010 G	0.250	20,100 per 12,000 units	20,600 per 12,000 units	2010/10/28	300,000,000	2010/07/07
62815	Deutsche Bank AG	HSI R Bull CBBC Dec 2010 T	0.250	19,200 per 10,000 units	19,700 per 10,000 units	2010/12/30	300,000,000	2010/07/07
62816	Deutsche Bank AG	HSI R Bull CBBC Jan 2011 C	0.300	18,700 per 10,000 units	19,200 per 10,000 units	2011/01/28	300,000,000	2010/07/07
62818	Deutsche Bank AG	HSI R Bull CBBC Jan 2011 D	0.250	19,900 per 12,000 units	20,400 per 12,000 units	2011/01/28	300,000,000	2010/07/07
62827	Deutsche Bank AG	HSI R Bear CBBC Nov 2010 C	0.250	20,800 per 10,000 units	20,300 per 10,000 units	2010/11/29	300,000,000	2010/07/07
62817	Deutsche Bank AG	HSI R Bear CBBC Nov 2010 V	0.250	21,100 per 12,000 units	20,600 per 12,000 units	2010/11/29	300,000,000	2010/07/07
62828	Deutsche Bank AG	HSI R Bear CBBC Dec 2010 U	0.270	21,000 per 10,000 units	20,500 per 10,000 units	2010/12/30	300,000,000	2010/07/07
62841	J P Morgan SP BV	HSI R Bear CBBC Oct 2010 W	0.250	20,800 per 10,000 units	20,300 per 10,000 units	2010/10/28	200,000,000	2010/07/07
62842	J P Morgan SP BV	HSI R Bear CBBC Oct 2010 X	0.250	21,000 per 8,000 units	20,500 per 8,000 units	2010/10/28	200,000,000	2010/07/07
62820	KBC Fin Products Int'l Ltd.	HSI R Bull CBBC Oct 2010 R	0.250	19,900 per 10,000 units	20,400 per 10,000 units	2010/10/28	128,000,000	2010/07/07
62823	KBC Fin Products Int'l Ltd.	HSI R Bull CBBC Nov 2010 L	0.250	19,700 per 12,000 units	20,200 per 12,000 units	2010/11/29	128,000,000	2010/07/07
62839	KBC Fin Products Int'l Ltd.	HSI R Bear CBBC Oct 2010 T	0.250	21,100 per 12,000 units	20,600 per 12,000 units	2010/10/28	128,000,000	2010/07/07
62838	KBC Fin Products Int'l Ltd.	HSI R Bear CBBC Oct 2010 W	0.250	20,800 per 10,000 units	20,300 per 10,000 units	2010/10/28	128,000,000	2010/07/07
62840	KBC Fin Products Int'l Ltd.	HSI R Bear CBBC Nov 2010 M	0.290	21,300 per 10,000 units	20,800 per 10,000 units	2010/11/29	128,000,000	2010/07/07
62829	CC Rabobank B.A.	HSI R Bull CBBC Dec 2010 H	0.250	19,700 per 10,000 units	20,200 per 10,000 units	2010/12/30	200,000,000	2010/07/07
62830	CC Rabobank B.A.	HSI R Bear CBBC Dec 2010 I	0.250	20,900 per 10,000 units	20,400 per 10,000 units	2010/12/30	200,000,000	2010/07/07
62831	CC Rabobank B.A.	HSI R Bear CBBC Dec 2010 J	0.250	21,100 per 10,000 units	20,600 per 10,000 units	2010/12/30	200,000,000	2010/07/07
62832	UBS AG	CC Bank R Bull CBBC Nov 2010 A	0.250	5.780	6.180	2010/11/29	100,000,000	2010/07/07
62833	UBS AG	China Life R Bear CBBC Nov 2010 F	0.250	36.880	35.880	2010/11/08	100,000,000	2010/07/07

## Newly listed callable bull/bear contracts (continued)

Code	Issuer	Name of issue	Issue prices (HK\$)	Strike price (HKD) / Strike level per 10 units	Call price (HKD) / Call level per 10 units	Expiry date	No. of issue (units)	Listing date
62834	UBS AG	A50 China R Bull CBBC Dec 2010 B	0.250	9.480	9.880	2010/12/28	100,000,000	2010/07/07
62835	UBS AG	A50 China R Bear CBBC Oct 2010 B	0.250	12.780	12.380	2010/10/28	100,000,000	2010/07/07
62819	UBS AG	HSI R Bull CBBC Nov 2010 Y	0.250	19,800 per 10,000 units	20,300 per 10,000 units	2010/11/29	200,000,000	2010/07/07
62813	UBS AG	HSI R Bull CBBC Dec 2010 N	0.250	20,000 per 15,000 units	20,500 per 15,000 units	2010/12/30	200,000,000	2010/07/07
62836	UBS AG	HSI R Bear CBBC Oct 2010 Y	0.250	20,800 per 10,000 units	20,300 per 10,000 units	2010/10/28	200,000,000	2010/07/07
62837	UBS AG	HSI R Bear CBBC Dec 2010 P	0.250	21,100 per 12,000 units	20,600 per 12,000 units	2010/12/30	200,000,000	2010/07/07
62873	Credit Suisse AG	A50 China R Bear CBBC Nov 2010 D	0.250	12.280	11.880	2010/11/22	100,000,000	2010/07/08
62876	Credit Suisse AG	HSI R Bull CBBC Dec 2010 U	0.250	19,500 per 15,000 units	20,000 per 15,000 units	2010/12/30	390,000,000	2010/07/08
62874	Credit Suisse AG	HSI R Bear CBBC Oct 2010 B	0.250	21,000 per 13,000 units	20,500 per 13,000 units	2010/10/28	390,000,000	2010/07/08
62875	Credit Suisse AG	HSI R Bear CBBC Nov 2010 E	0.250	21,300 per 22,000 units	20,800 per 22,000 units	2010/11/29	440,000,000	2010/07/08
62864	Deutsche Bank AG	HSI R Bull CBBC Oct 2010 X	0.260	19,500 per 10,000 units	20,000 per 10,000 units	2010/10/28	300,000,000	2010/07/08
62865	Deutsche Bank AG	HSI R Bull CBBC Nov 2010 E	0.250	19,700 per 12,000 units	20,200 per 12,000 units	2010/11/29	300,000,000	2010/07/08
62880	Deutsche Bank AG	HSI R Bear CBBC Oct 2010 Y	0.250	20,700 per 12,000 units	20,200 per 12,000 units	2010/10/28	300,000,000	2010/07/08
62862	HK Bank	HSI R Bear CBBC Dec 2010 K	0.250	21,000 per 10,000 units	20,500 per 10,000 units	2010/12/30	100,000,000	2010/07/08
62863	HK Bank	HSI R Bear CBBC Dec 2010 L	0.250	21,300 per 15,000 units	20,800 per 15,000 units	2010/12/30	100,000,000	2010/07/08
62886	CC Rabobank B.A.	HSI R Bull CBBC Dec 2010 K	0.250	19,500 per 10,000 units	20,000 per 10,000 units	2010/12/30	200,000,000	2010/07/08
62891	CC Rabobank B.A.	HSI R Bear CBBC Dec 2010 L	0.250	20,700 per 10,000 units	20,200 per 10,000 units	2010/12/30	200,000,000	2010/07/08
62892	CC Rabobank B.A.	HSI R Bear CBBC Dec 2010 M	0.250	21,200 per 12,000 units	20,700 per 12,000 units	2010/12/30	200,000,000	2010/07/08
62878	RB of Scotland N.V.	DJIA R Bear CBBC Dec 2010 A	0.250	10,900 per 60,000 units	10,500 per 60,000 units	2010/12/17	40,000,000	2010/07/08
62877	RB of Scotland N.V.	HSI R Bear CBBC Oct 2010 X	0.250	21,300 per 13,000 units	20,800 per 13,000 units	2010/10/28	250,000,000	2010/07/08
62879	RB of Scotland N.V.	Nikkei 225 R Bear CBBC Dec 2010 A	0.250	10,400 per 1,000 units	10,000 per 1,000 units	2010/12/10	40,000,000	2010/07/08
62846	SGA Societe Generale Acceptance N.V.	CLife R Bull CBBC Oct10A	0.470	30.000	31.000	2010/10/27	100,000,000	2010/07/08
62847	SGA Societe Generale Acceptance N.V.	CLife R Bull CBBC Oct10B	0.360	31.000	32.000	2010/10/27	100,000,000	2010/07/08
62849	SGA Societe Generale Acceptance N.V.	A50 R Bull CBBC Oct10A	0.250	10.600	11.000	2010/10/27	150,000,000	2010/07/08
62853	SGA Societe Generale Acceptance N.V.	A50 R Bear CBBC Oct10B	0.250	12.900	12.500	2010/10/27	150,000,000	2010/07/08
62848	SGA Societe Generale Acceptance N.V.	HSBC R Bull CBBC Oct10A	0.250	61 per 100 units	65 per 100 units	2010/10/27	300,000,000	2010/07/08
62854	SGA Societe Generale Acceptance NV	HSCEI R Bull CBBC Oct10A	0.250	9,500 per 12,000 units	10,000 per 12,000 units	2010/10/28	200,000,000	2010/07/08
62855	SGA Societe Generale Acceptance NV	HSCEI R Bull CBBC Oct10B	0.250	10,000 per 12,000 units	10,500 per 12,000 units	2010/10/28	200,000,000	2010/07/08
62856	SGA Societe Generale Acceptance NV	HSCEI R Bull CBBC Oct10C	0.250	10,500 per 12,000 units	11,000 per 12,000 units	2010/10/28	200,000,000	2010/07/08
62871	SGA Societe Generale Acceptance N.V.	HSI R Bull CBBC Oct10F	0.250	19,600 per 10,000 units	20,100 per 10,000 units	2010/10/28	300,000,000	2010/07/08
62870	SGA Societe Generale Acceptance N.V.	HSI R Bull CBBC Oct10G	0.250	19,500 per 12,000 units	20,000 per 12,000 units	2010/10/28	300,000,000	2010/07/08
62857	SGA Societe Generale Acceptance N.V.	HSI R Bull CBBC Oct10M	0.250	19,700 per 15,000 units	20,200 per 15,000 units	2010/10/28	300,000,000	2010/07/08
62858	SGA Societe Generale Acceptance N.V.	HSI R Bear CBBC Nov10J	0.250	20,800 per 10,000 units	20,300 per 10,000 units	2010/11/29	300,000,000	2010/07/08
62859	SGA Societe Generale Acceptance N.V.	HSI R Bear CBBC Nov10K	0.250	20,900 per 15,000 units	20,400 per 15,000 units	2010/11/29	300,000,000	2010/07/08
62860	SGA Societe Generale Acceptance N.V.	HSI R Bear CBBC Nov10L	0.250	21,000 per 12,000 units	20,500 per 12,000 units	2010/11/29	300,000,000	2010/07/08
62861	SGA Societe Generale Acceptance N.V.	HSI R Bear CBBC Nov10M	0.250	21,100 per 10,000 units	20,600 per 10,000 units	2010/11/29	300,000,000	2010/07/08
62872	SGA Societe Generale Acceptance N.V.	HSI R Bear CBBC Nov10N	0.250	20,700 per 12,000 units	20,200 per 12,000 units	2010/11/29	300,000,000	2010/07/08
62867	UBS AG	HKEx R Bear CBBC Nov 2010 G	0.250	134.88 per 100 units	128.88 per 100 units	2010/11/15	100,000,000	2010/07/08
62866	UBS AG	HSBC R Bear CBBC Nov 2010 G	0.250	80 per 100 units	75 per 100 units	2010/11/22	100,000,000	2010/07/08
62881	UBS AG	HSCEI R Bull CBBC Dec 2010 D	0.250	9,500 per 20,000 units	10,000 per 20,000 units	2010/12/30	100,000,000	2010/07/08
62882	UBS AG	HSCEI R Bear CBBC Dec 2010 E	0.250	12,500 per 20,000 units	12,000 per 20,000 units	2010/12/30	100,000,000	2010/07/08
62868	UBS AG	HSI R Bull CBBC Nov 2010 W	0.250	19,700 per 12,000 units	20,200 per 12,000 units	2010/11/29	200,000,000	2010/07/08
62869	UBS AG	HSI R Bull CBBC Jan 2011 M	0.250	19,500 per 15,000 units	20,000 per 15,000 units	2011/01/28	200,000,000	2010/07/08

## Newly listed callable bull/bear contracts (continued)

Code	Issuer	Name of issue	Issue prices (HK\$)	Strike price (HKD) / Strike level per 10 units	Call price (HKD) / Call level per 10 units	Expiry date	No. of issue (units)	Listing date
62883	UBS AG	HSI R Bear CBBC Oct 2010 O	0.250	20,900 per 12,000 units	20,400 per 12,000 units	2010/10/28	200,000,000	2010/07/08
62884	UBS AG	HSI R Bear CBBC Dec 2010 R	0.250	21,000 per 15,000 units	20,500 per 15,000 units	2010/12/30	200,000,000	2010/07/08
62885	UBS AG	HSI R Bear CBBC Jan 2011 N	0.250	21,300 per 38,000 units	20,800 per 38,000 units	2011/01/28	300,000,000	2010/07/08
62578 <sup>+</sup>	HK Bank	HSI R Bull CBBC Nov 2010 F	0.136	18,600 per 10,000 units	19,100 per 10,000 units	2010/11/29	150,000,000	2010/07/08
62890	BNP Paribas Arbit Issu B.V.	HSI R Bull CBBC Jan 2011 B	0.250	19,900 per 11,000 units	19,500 per 11,000 units	2011/01/28	100,000,000	2010/07/09
62893	BNP Paribas Arbit Issu B.V.	HSI R Bear CBBC Dec 2010 L	0.250	21,500 per 10,000 units	21,000 per 10,000 units	2010/12/30	100,000,000	2010/07/09
62894	BNP Paribas Arbit Issu B.V.	HSI R Bear CBBC Jan 2011 C	0.250	21,300 per 12,000 units	20,800 per 12,000 units	2011/01/28	100,000,000	2010/07/09
62905	Credit Suisse AG	HSI R Bull CBBC Dec 2010 V	0.250	19,400 per 13,000 units	19,900 per 13,000 units	2010/12/30	390,000,000	2010/07/09
62902	Credit Suisse AG	HSI R Bear CBBC Nov 2010 I	0.250	20,400 per 13,000 units	19,900 per 13,000 units	2010/11/29	390,000,000	2010/07/09
62904	Credit Suisse AG	HSI R Bear CBBC Nov 2010 M	0.250	20,900 per 22,000 units	20,400 per 22,000 units	2010/11/29	440,000,000	2010/07/09
62903	Credit Suisse AG	HSI R Bear CBBC Nov 2010 O	0.250	20,700 per 15,000 units	20,200 per 15,000 units	2010/11/29	390,000,000	2010/07/09
62900	Deutsche Bank AG	HSI R Bull CBBC Jan 2011 E	0.250	19,400 per 12,000 units	19,900 per 12,000 units	2011/01/28	300,000,000	2010/07/09
62901	Deutsche Bank AG	HSI R Bull CBBC Jan 2011 F	0.260	19,600 per 10,000 units	20,100 per 10,000 units	2011/01/28	300,000,000	2010/07/09
62911	Deutsche Bank AG	HSI R Bear CBBC Nov 2010 W	0.250	20,400 per 10,000 units	19,900 per 10,000 units	2010/11/29	300,000,000	2010/07/09
62912	Deutsche Bank AG	HSI R Bear CBBC Dec 2010 V	0.270	20,600 per 10,000 units	20,100 per 10,000 units	2010/12/30	300,000,000	2010/07/09
62898	HK Bank	China Mobile R Bull CBBC Jan 2011 A	0.250	70.88 per 100 units	73.88 per 100 units	2011/01/18	100,000,000	2010/07/09
62895	HK Bank	CC Bank R Bull CBBC Jan 2011 A	0.250	5.380	5.680	2011/01/18	100,000,000	2010/07/09
62896	HK Bank	China Life R Bull CBBC Jan 2011 A	0.250	30.38 per 100 units	31.38 per 100 units	2011/01/18	100,000,000	2010/07/09
62897	HK Bank	China Life R Bear CBBC Jan 2011 B	0.250	38.28 per 100 units	37.28 per 100 units	2011/01/18	100,000,000	2010/07/09
62899	HK Bank	ICBC R Bull CBBC Jan 2011 A	0.250	4.880	5.180	2011/01/18	100,000,000	2010/07/09
62909	J P Morgan SP BV	HSI R Bear CBBC Nov 2010 E	0.250	20,500 per 8,000 units	20,000 per 8,000 units	2010/11/29	200,000,000	2010/07/09
62918	CC Rabobank B.A.	HSI R Bear CBBC Dec 2010 N	0.250	20,500 per 10,000 units	20,000 per 10,000 units	2010/12/30	200,000,000	2010/07/09
62919	CC Rabobank B.A.	HSI R Bear CBBC Dec 2010 O	0.250	21,000 per 12,000 units	20,500 per 12,000 units	2010/12/30	200,000,000	2010/07/09
62921	RB of Scotland N.V.	BYD Company R Bull CBBC Dec 2010 A	0.251	43.08 per 100 units	48.08 per 100 units	2010/12/13	80,000,000	2010/07/09
62925	RB of Scotland N.V.	BYD Company R Bear CBBC Dec 2010 B	0.251	68.08 per 100 units	63.08 per 100 units	2010/12/13	80,000,000	2010/07/09
62910	RB of Scotland N.V.	DJIA R Bull CBBC Dec 2010 B	0.250	8,600 per 60,000 units	9,000 per 60,000 units	2010/12/17	40,000,000	2010/07/09
62914	RB of Scotland N.V.	DJIA R Bear CBBC Dec 2010 C	0.254	10,650 per 30,000 units	10,250 per 30,000 units	2010/12/17	40,000,000	2010/07/09
62920	RB of Scotland N.V.	A50 China R Bear CBBC Nov 2010 A	0.251	12.820	12.320	2010/11/15	80,000,000	2010/07/09
62922	RB of Scotland N.V.	HSCEI R Bear CBBC Nov 2010 A	0.251	12,500 per 10,000 units	12,000 per 10,000 units	2010/11/29	250,000,000	2010/07/09
62923	RB of Scotland N.V.	HSI R Bear CBBC Nov 2010 B	0.251	20,900 per 10,000 units	20,400 per 10,000 units	2010/11/29	250,000,000	2010/07/09
62924	RB of Scotland N.V.	HSI R Bear CBBC Nov 2010 C	0.251	21,100 per 13,000 units	20,600 per 13,000 units	2010/11/29	250,000,000	2010/07/09
62906	SGA Societe Generale Acceptance N.V.	HSI R Bear CBBC Nov10O	0.250	20,400 per 12,000 units	19,900 per 12,000 units	2010/11/29	300,000,000	2010/07/09
62907	SGA Societe Generale Acceptance N.V.	HSI R Bear CBBC Nov10P	0.250	20,500 per 10,000 units	20,000 per 10,000 units	2010/11/29	300,000,000	2010/07/09
62908	SGA Societe Generale Acceptance N.V.	HSI R Bear CBBC Nov10Q	0.250	20,600 per 15,000 units	20,100 per 15,000 units	2010/11/29	300,000,000	2010/07/09
62887	UBS AG	HSI R Bull CBBC Oct 2010 Q	0.250	19,500 per 10,000 units	20,000 per 10,000 units	2010/10/28	200,000,000	2010/07/09
62889	UBS AG	HSI R Bull CBBC Dec 2010 Q	0.250	19,600 per 10,000 units	20,100 per 10,000 units	2010/12/30	200,000,000	2010/07/09
62913	UBS AG	HSI R Bear CBBC Oct 2010 J	0.250	21,000 per 10,000 units	20,500 per 10,000 units	2010/10/28	200,000,000	2010/07/09
62915	UBS AG	HSI R Bear CBBC Dec 2010 S	0.250	20,400 per 10,000 units	19,900 per 10,000 units	2010/12/30	200,000,000	2010/07/09
62916	UBS AG	HSI R Bear CBBC Dec 2010 U	0.250	20,700 per 12,000 units	20,200 per 12,000 units	2010/12/30	200,000,000	2010/07/09
62917	UBS AG	HSI R Bear CBBC Jan 2011 O	0.250	20,500 per 15,000 units	20,000 per 15,000 units	2011/01/28	200,000,000	2010/07/09
62935	BNP Paribas Arbit Issu B.V.	HSI R Bull CBBC Jan 2011 D	0.250	18,600 per 12,000 units	19,100 per 12,000 units	2011/01/28	100,000,000	2010/07/12
62936	BNP Paribas Arbit Issu B.V.	HSI R Bull CBBC Feb 2011 A	0.250	18,300 per 10,000 units	18,800 per 10,000 units	2011/02/25	100,000,000	2010/07/12
62939	BNP Paribas Arbit Issu B.V.	HSI R Bear CBBC Jan 2011 E	0.250	21,100 per 10,000 units	20,600 per 10,000 units	2011/01/28	100,000,000	2010/07/12

## Newly listed callable bull/bear contracts (continued)

Code	Issuer	Name of issue	Issue prices (HK\$)	Strike price (HKD) / Strike level per 10 units	Call price (HKD) / Call level per 10 units	Expiry date	No. of issue (units)	Listing date
62940	BNP Paribas Arbit Issu B.V.	HSI R Bear CBBC Feb 2011 B	0.250	20,900 per 12,000 units	20,400 per 12,000 units	2011/02/25	100,000,000	2010/07/12
62928	Credit Suisse AG	HSI R Bull CBBC Dec 2010 W	0.250	18,800 per 12,000 units	19,300 per 12,000 units	2010/12/30	420,000,000	2010/07/12
62932	Credit Suisse AG	HSI R Bull CBBC Dec 2010 X	0.250	19,300 per 15,000 units	19,800 per 15,000 units	2010/12/30	390,000,000	2010/07/12
62929	Credit Suisse AG	HSI R Bear CBBC Oct 2010 Y	0.250	20,500 per 15,000 units	20,000 per 15,000 units	2010/10/28	390,000,000	2010/07/12
62930	Credit Suisse AG	HSI R Bear CBBC Nov 2010 Y	0.250	20,900 per 12,000 units	20,400 per 12,000 units	2010/11/29	420,000,000	2010/07/12
62933	Deutsche Bank AG	HSI R Bull CBBC Dec 2010 W	0.250	19,300 per 10,000 units	19,800 per 10,000 units	2010/12/30	300,000,000	2010/07/12
62927	HK Bank	HSI R Bull CBBC Dec 2010 M	0.250	18,300 per 18,000 units	18,800 per 18,000 units	2010/12/30	120,000,000	2010/07/12
62931	HK Bank	HSI R Bear CBBC Dec 2010 N	0.250	20,700 per 12,000 units	20,200 per 12,000 units	2010/12/30	120,000,000	2010/07/12
62944	J P Morgan SP BV	HSI R Bull CBBC Nov 2010 F	0.250	19,000 per 15,000 units	19,500 per 15,000 units	2010/11/29	200,000,000	2010/07/12
62948	J P Morgan SP BV	HSI R Bear CBBC Nov 2010 G	0.250	20,400 per 15,000 units	19,900 per 15,000 units	2010/11/29	200,000,000	2010/07/12
62943	KBC Fin Products Int'l Ltd.	HSI R Bear CBBC Nov 2010 N	0.250	20,600 per 12,000 units	20,100 per 12,000 units	2010/11/29	128,000,000	2010/07/12
62937	SGA Societe Generale Acceptance N.V.	HSI R Bull CBBC Oct10C	0.250	19,300 per 10,000 units	19,800 per 10,000 units	2010/10/28	300,000,000	2010/07/12
62926	SGA Societe Generale Acceptance N.V.	HSI R Bull CBBC Oct10I	0.250	19,400 per 15,000 units	19,900 per 15,000 units	2010/10/28	300,000,000	2010/07/12
62938	UBS AG	HSCEI R Bear CBBC Nov 2010 G	0.250	12,300 per 12,000 units	11,800 per 12,000 units	2010/11/29	100,000,000	2010/07/12
62934	UBS AG	HSI R Bull CBBC Nov 2010 K	0.250	19,400 per 10,000 units	19,900 per 10,000 units	2010/11/29	200,000,000	2010/07/12
62941	UBS AG	HSI R Bear CBBC Nov 2010 U	0.250	20,500 per 10,000 units	20,000 per 10,000 units	2010/11/29	200,000,000	2010/07/12
62942	UBS AG	HSI R Bear CBBC Feb 2011 F	0.250	20,800 per 38,000 units	20,300 per 38,000 units	2011/02/25	300,000,000	2010/07/12
62949	Credit Suisse AG	A50 China R Bull CBBC Jan 2011 B	0.250	10.600	11.000	2011/01/17	100,000,000	2010/07/13
62946	Credit Suisse AG	HSI R Bull CBBC Dec 2010 Y	0.250	17,900 per 15,000 units	18,400 per 15,000 units	2010/12/30	390,000,000	2010/07/13
62947	Credit Suisse AG	HSI R Bull CBBC Dec 2010 Z	0.250	18,200 per 13,000 units	18,700 per 13,000 units	2010/12/30	390,000,000	2010/07/13
62945	Credit Suisse AG	HSI R Bear CBBC Nov 2010 X	0.250	20,600 per 22,000 units	20,100 per 22,000 units	2010/11/29	440,000,000	2010/07/13
62956	Deutsche Bank AG	HSI R Bull CBBC Nov 2010 I	0.280	17,500 per 15,000 units	18,000 per 15,000 units	2010/11/29	300,000,000	2010/07/13
62957	Deutsche Bank AG	HSI R Bull CBBC Nov 2010 T	0.250	18,000 per 15,000 units	18,500 per 15,000 units	2010/11/29	300,000,000	2010/07/13
62955	CC Rabobank B.A.	HSI R Bull CBBC Dec 2010 P	0.250	19,300 per 10,000 units	19,800 per 10,000 units	2010/12/30	200,000,000	2010/07/13
62959	CC Rabobank B.A.	HSI R Bear CBBC Dec 2010 Q	0.250	21,600 per 12,000 units	21,100 per 12,000 units	2010/12/30	200,000,000	2010/07/13
62951	UBS AG	A50 China R Bear CBBC Jan 2011 A	0.250	13.280	12.880	2011/01/03	100,000,000	2010/07/13
62952	UBS AG	A50 China R Bear CBBC Jan 2011 B	0.250	13.780	13.380	2011/01/17	100,000,000	2010/07/13
62953	UBS AG	HSI R Bull CBBC Nov 2010 V	0.250	19,300 per 12,000 units	19,800 per 12,000 units	2010/11/29	200,000,000	2010/07/13
62954	UBS AG	HSI R Bear CBBC Dec 2010 T	0.250	20,600 per 10,000 units	20,100 per 10,000 units	2010/12/30	200,000,000	2010/07/13
62950	UBS AG	TCH R Bull CBBC Nov 2010 O	0.250	120.88 per 100 units	128.88 per 100 units	2010/11/22	100,000,000	2010/07/13
62963	Deutsche Bank AG	HSI R Bear CBBC Nov 2010 L	0.250	20,500 per 15,000 units	20,000 per 15,000 units	2010/11/29	300,000,000	2010/07/14
62964	Deutsche Bank AG	HSI R Bear CBBC Jan 2011 G	0.250	20,900 per 15,000 units	20,400 per 15,000 units	2011/01/28	300,000,000	2010/07/14
62958	J P Morgan SP BV	HSI R Bull CBBC Nov 2010 H	0.250	19,300 per 8,000 units	19,800 per 8,000 units	2010/11/29	200,000,000	2010/07/14
62960	J P Morgan SP BV	HSI R Bull CBBC Nov 2010 I	0.250	19,500 per 10,000 units	20,000 per 10,000 units	2010/11/29	200,000,000	2010/07/14
62962	RB of Scotland N.V.	Nikkei 225 R Bull CBBC Dec 2010 B	0.251	8,100 per 1,000 units	8,500 per 1,000 units	2010/12/10	40,000,000	2010/07/14
62961	UBS AG	HSI R Bull CBBC Feb 2011 G	0.250	19,300 per 38,000 units	19,800 per 38,000 units	2011/02/25	300,000,000	2010/07/14
61664 #	UBS AG	HSI R Bull CBBC Oct 2009 E	0.139	11,400 per 18,000 units	12,400 per 18,000 units	2009/10/29	160,000,000	2010/07/14
61730 #	KBC Fin Products Int'l Ltd.	HSI R Bear CBBC Aug 2010 G	0.116	21,500 per 10,000 units	21,000 per 10,000 units	2010/08/30	160,000,000	2010/07/14
62225 #	RB of Scotland N.V.	DJIA R Bear CBBC Sep 2010 N	0.310	11,150 per 30,000 units	10,750 per 30,000 units	2010/09/17	60,000,000	2010/07/14
62965	Credit Suisse AG	HSI R Bull CBBC Nov 2010 V	0.250	19,600 per 13,000 units	20,100 per 13,000 units	2010/11/29	390,000,000	2010/07/15
62966	Deutsche Bank AG	HSI R Bear CBBC Jan 2011 H	0.250	20,700 per 12,000 units	20,200 per 12,000 units	2011/01/28	300,000,000	2010/07/15
62972	CC Rabobank B.A.	HSI R Bear CBBC Dec 2010 R	0.250	20,700 per 10,000 units	20,200 per 10,000 units	2010/12/30	200,000,000	2010/07/15
62967	UBS AG	HSI R Bull CBBC Jan 2011 P	0.250	18,300 per 12,000 units	18,800 per 12,000 units	2011/01/28	200,000,000	2010/07/15

## Newly listed callable bull/bear contracts (continued)

Code	Issuer	Name of issue	Issue prices (HK\$)	Strike price (HKD) / Strike level per 10 units	Call price (HKD) / Call level per 10 units	Expiry date	No. of issue (units)	Listing date
62968	UBS AG	HSI R Bull CBBC Feb 2011 H	0.250	18,000 per 10,000 units	18,500 per 10,000 units	2011/02/25	200,000,000	2010/07/15
62970	UBS AG	HSI R Bear CBBC Dec 2010 K	0.250	22,000 per 10,000 units	21,500 per 10,000 units	2010/12/30	200,000,000	2010/07/15
62969	UBS AG	HSI R Bear CBBC Dec 2010 Z	0.250	21,500 per 10,000 units	21,000 per 10,000 units	2010/12/30	200,000,000	2010/07/15
62971	UBS AG	HSI R Bear CBBC Jan 2011 Q	0.250	21,800 per 10,000 units	21,300 per 10,000 units	2011/01/28	200,000,000	2010/07/15
60972 <sup>†</sup>	KBC Fin Products Int'l Ltd.	HSI R Bear CBBC Aug 2010 H	0.184	23,100 per 15,000 units	22,600 per 15,000 units	2010/08/30	150,000,000	2010/07/15
62986	Credit Suisse AG	HSI R Bull CBBC Dec 2010 C	0.250	19,800 per 13,000 units	20,300 per 13,000 units	2010/12/30	390,000,000	2010/07/16
62974	Credit Suisse AG	HSI R Bear CBBC Oct 2010 X	0.250	20,700 per 13,000 units	20,200 per 13,000 units	2010/10/28	390,000,000	2010/07/16
62987	Deutsche Bank AG	HSI R Bull CBBC Jan 2011 I	0.250	19,800 per 10,000 units	20,300 per 10,000 units	2011/01/28	300,000,000	2010/07/16
62975	Deutsche Bank AG	HSI R Bear CBBC Dec 2010 X	0.250	20,600 per 10,000 units	20,100 per 10,000 units	2010/12/30	300,000,000	2010/07/16
62977	J P Morgan SP BV	HSI R Bull CBBC Nov 2010 J	0.250	19,400 per 15,000 units	19,900 per 15,000 units	2010/11/29	200,000,000	2010/07/16
62978	J P Morgan SP BV	HSI R Bull CBBC Nov 2010 K	0.250	19,600 per 8,000 units	20,100 per 8,000 units	2010/11/29	200,000,000	2010/07/16
62979	J P Morgan SP BV	HSI R Bull CBBC Nov 2010 L	0.250	19,700 per 15,000 units	20,200 per 15,000 units	2010/11/29	200,000,000	2010/07/16
62980	J P Morgan SP BV	HSI R Bull CBBC Nov 2010 M	0.250	19,800 per 10,000 units	20,300 per 10,000 units	2010/11/29	200,000,000	2010/07/16
62988	KBC Fin Products Int'l Ltd.	HSI R Bull CBBC Oct 2010 Y	0.250	19,500 per 10,000 units	20,000 per 10,000 units	2010/10/28	128,000,000	2010/07/16
62989	KBC Fin Products Int'l Ltd.	HSI R Bull CBBC Nov 2010 O	0.250	19,800 per 10,000 units	20,300 per 10,000 units	2010/11/29	128,000,000	2010/07/16
62982	SGA Societe Generale Acceptance N.V.	HSI R Bull CBBC Oct10F	0.250	19,700 per 15,000 units	20,200 per 15,000 units	2010/10/28	300,000,000	2010/07/16
62981	SGA Societe Generale Acceptance N.V.	HSI R Bull CBBC Oct10M	0.250	19,600 per 10,000 units	20,100 per 10,000 units	2010/10/28	300,000,000	2010/07/16
62984	SGA Societe Generale Acceptance N.V.	HSI R Bull CBBC Nov10S	0.250	19,800 per 12,000 units	20,300 per 12,000 units	2010/11/29	300,000,000	2010/07/16
62973	SGA Societe Generale Acceptance N.V.	HSI R Bear CBBC Nov10R	0.250	20,700 per 12,000 units	20,200 per 12,000 units	2010/11/29	300,000,000	2010/07/16
62985	UBS AG	HSI R Bull CBBC Nov 2010 F	0.250	19,800 per 10,000 units	20,300 per 10,000 units	2010/11/29	200,000,000	2010/07/16
62976	UBS AG	HSI R Bear CBBC Dec 2010 J	0.250	20,700 per 12,000 units	20,200 per 12,000 units	2010/12/30	200,000,000	2010/07/16
63015	BNP Paribas Arbit Issu B.V.	HSI R Bull CBBC Jan 2011 F	0.250	19,300 per 12,000 units	19,800 per 12,000 units	2011/01/28	100,000,000	2010/07/19
62995	Credit Suisse AG	A50 China R Bull CBBC Jan 2011 C	0.250	11.600	12.000	2011/01/17	100,000,000	2010/07/19
62997	Credit Suisse AG	HSI R Bull CBBC Dec 2010 D	0.250	19,700 per 22,000 units	20,200 per 22,000 units	2010/12/30	440,000,000	2010/07/19
62998	Credit Suisse AG	HSI R Bull CBBC Dec 2010 H	0.250	20,000 per 13,000 units	20,500 per 13,000 units	2010/12/30	390,000,000	2010/07/19
62992	Credit Suisse AG	HSI R Bear CBBC Oct 2010 A	0.250	20,900 per 13,000 units	20,400 per 13,000 units	2010/10/28	390,000,000	2010/07/19
62996	Credit Suisse AG	HSI R Bear CBBC Nov 2010 U	0.250	21,600 per 12,000 units	21,100 per 12,000 units	2010/11/29	420,000,000	2010/07/19
63014	Deutsche Bank AG	HSI R Bull CBBC Dec 2010 Z	0.250	19,900 per 12,000 units	20,400 per 12,000 units	2010/12/30	300,000,000	2010/07/19
63013	Deutsche Bank AG	HSI R Bull CBBC Jan 2011 J	0.380	16,900 per 15,000 units	17,400 per 15,000 units	2011/01/28	300,000,000	2010/07/19
62991	Deutsche Bank AG	HSI R Bear CBBC Dec 2010 Y	0.250	21,000 per 10,000 units	20,500 per 10,000 units	2010/12/30	300,000,000	2010/07/19
63017	Deutsche Bank AG	HSI R Bear CBBC Jan 2011 K	0.390	23,400 per 15,000 units	22,900 per 15,000 units	2011/01/28	300,000,000	2010/07/19
63007	J P Morgan SP BV	HSI R Bull CBBC Nov 2010 N	0.250	19,900 per 8,000 units	20,400 per 8,000 units	2010/11/29	200,000,000	2010/07/19
63008	J P Morgan SP BV	HSI R Bull CBBC Nov 2010 O	0.250	20,000 per 15,000 units	20,500 per 15,000 units	2010/11/29	200,000,000	2010/07/19
63016	KBC Fin Products Int'l Ltd.	HSI R Bull CBBC Nov 2010 P	0.250	19,300 per 12,000 units	19,800 per 12,000 units	2010/11/29	128,000,000	2010/07/19
63018	KBC Fin Products Int'l Ltd.	HSI R Bull CBBC Nov 2010 Q	0.250	19,600 per 12,000 units	20,100 per 12,000 units	2010/11/29	128,000,000	2010/07/19
63019	KBC Fin Products Int'l Ltd.	HSI R Bull CBBC Nov 2010 R	0.250	19,900 per 10,000 units	20,400 per 10,000 units	2010/11/29	128,000,000	2010/07/19
63020	KBC Fin Products Int'l Ltd.	HSI R Bull CBBC Dec 2010 D	0.250	19,400 per 12,000 units	19,900 per 12,000 units	2010/12/30	128,000,000	2010/07/19
63022	KBC Fin Products Int'l Ltd.	HSI R Bull CBBC Dec 2010 E	0.250	19,700 per 10,000 units	20,200 per 10,000 units	2010/12/30	128,000,000	2010/07/19
62999	Macquarie Bank Ltd.	HSI R Bull CBBC Nov 2010 B	0.250	19,400 per 11,000 units	20,000 per 11,000 units	2010/11/29	200,000,000	2010/07/19
63009	CC Rabobank B.A.	HSI R Bull CBBC Dec 2010 S	0.250	19,400 per 12,000 units	19,900 per 12,000 units	2010/12/30	200,000,000	2010/07/19
63010	CC Rabobank B.A.	HSI R Bull CBBC Dec 2010 T	0.250	19,700 per 10,000 units	20,200 per 10,000 units	2010/12/30	200,000,000	2010/07/19
63012	CC Rabobank B.A.	HSI R Bull CBBC Dec 2010 U	0.250	19,900 per 10,000 units	20,400 per 10,000 units	2010/12/30	200,000,000	2010/07/19
63005	SGA Societe Generale Acceptance N.V.	HSI R Bull CBBC Nov10U	0.250	19,900 per 10,000 units	20,400 per 10,000 units	2010/11/29	300,000,000	2010/07/19

## Newly listed callable bull/bear contracts (continued)

Code	Issuer	Name of issue	Issue prices (HK\$)	Strike price (HKD) / Strike level per 10 units	Call price (HKD) / Call level per 10 units	Expiry date	No. of issue (units)	Listing date
63006	SGA Societe Generale Acceptance N.V.	HSI R Bull CBBC Nov10V	0.250	20,000 per 15,000 units	20,500 per 15,000 units	2010/11/29	300,000,000	2010/07/19
62990	SGA Societe Generale Acceptance N.V.	HSI R Bear CBBC Nov10T	0.250	20,900 per 15,000 units	20,400 per 15,000 units	2010/11/29	300,000,000	2010/07/19
63003	UBS AG	CC Bank R Bull CBBC Dec 2010 C	0.250	5.780	6.180	2010/12/20	100,000,000	2010/07/19
63004	UBS AG	A50 China R Bull CBBC Jan 2011 C	0.250	11.480	11.880	2011/01/03	100,000,000	2010/07/19
63000	UBS AG	HSI R Bull CBBC Oct 2010 K	0.250	20,000 per 10,000 units	20,500 per 10,000 units	2010/10/28	200,000,000	2010/07/19
63001	UBS AG	HSI R Bull CBBC Oct 2010 Y	0.250	19,700 per 12,000 units	20,200 per 12,000 units	2010/10/28	200,000,000	2010/07/19
63002	UBS AG	HSI R Bull CBBC Mar 2011 B	0.250	19,800 per 38,000 units	20,300 per 38,000 units	2011/03/30	300,000,000	2010/07/19
62993	UBS AG	HSI R Bear CBBC Jan 2011 R	0.250	20,900 per 12,000 units	20,400 per 12,000 units	2011/01/28	200,000,000	2010/07/19
62994	UBS AG	HSI R Bear CBBC Jan 2011 S	0.250	21,000 per 15,000 units	20,500 per 15,000 units	2011/01/28	200,000,000	2010/07/19
63025	Credit Suisse AG	HSI R Bull CBBC Dec 2010 F	0.250	19,900 per 15,000 units	20,400 per 15,000 units	2010/12/30	390,000,000	2010/07/20
63030	Deutsche Bank AG	China Life R Bull CBBC Dec 2010 C	0.290	31.680	32.680	2010/12/20	150,000,000	2010/07/20
63034	Deutsche Bank AG	China Life R Bear CBBC Dec 2010 D	0.300	35.680	34.680	2010/12/20	150,000,000	2010/07/20
63027	Deutsche Bank AG	HSI R Bull CBBC Dec 2010 K	0.250	19,700 per 15,000 units	20,200 per 15,000 units	2010/12/30	300,000,000	2010/07/20
63035	KBC Fin Products Int'l Ltd.	Ch Mobile R Bull CBBC Jan2011A	0.250	70 per 100 units	74 per 100 units	2011/01/20	80,000,000	2010/07/20
63043	KBC Fin Products Int'l Ltd.	Ch Mobile R Bear CBBC Jan2011B	0.250	92.88 per 100 units	88.88 per 100 units	2011/01/20	80,000,000	2010/07/20
63031	KBC Fin Products Int'l Ltd.	Ch Life R Bull CBBC Jan 2011 A	0.250	32.000	33.000	2011/01/20	80,000,000	2010/07/20
63032	KBC Fin Products Int'l Ltd.	Ch Life R Bull CBBC Feb 2011 A	0.310	31.000	32.000	2011/02/18	80,000,000	2010/07/20
63033	KBC Fin Products Int'l Ltd.	Ch Life R Bull CBBC Mar 2011 A	0.420	30.000	31.000	2011/03/01	60,000,000	2010/07/20
63042	KBC Fin Products Int'l Ltd.	Ch Life R Bear CBBC Jan 2011 B	0.450	37.880	36.880	2011/01/20	60,000,000	2010/07/20
63036	KBC Fin Products Int'l Ltd.	CP&CC R Bull CBBC Jan 2011 A	0.250	5.380	5.780	2011/01/20	80,000,000	2010/07/20
63037	KBC Fin Products Int'l Ltd.	CP&CC R Bull CBBC Mar 2011 A	0.250	5.000	5.400	2011/03/01	80,000,000	2010/07/20
63038	KBC Fin Products Int'l Ltd.	CP&CC R Bull CBBC May 2011 A	0.250	4.680	5.080	2011/05/05	80,000,000	2010/07/20
63044	KBC Fin Products Int'l Ltd.	CP&CC R Bear CBBC Feb 2011 A	0.250	7.400	7.000	2011/02/10	80,000,000	2010/07/20
63039	KBC Fin Products Int'l Ltd.	HSBC R Bull CBBC Jan 2011 A	0.250	65.88 per 100 units	70.88 per 100 units	2011/01/20	80,000,000	2010/07/20
63040	KBC Fin Products Int'l Ltd.	HSBC R Bull CBBC Feb 2011 A	0.250	61 per 100 units	66 per 100 units	2011/02/18	80,000,000	2010/07/20
63041	KBC Fin Products Int'l Ltd.	HSBC R Bull CBBC Mar 2011 A	0.250	57.88 per 100 units	62.88 per 100 units	2011/03/01	80,000,000	2010/07/20
63045	KBC Fin Products Int'l Ltd.	HSBC R Bear CBBC Jan 2011 B	0.250	89.88 per 100 units	84.88 per 100 units	2011/01/20	80,000,000	2010/07/20
63047	KBC Fin Products Int'l Ltd.	HSBC R Bear CBBC Mar 2011 B	0.250	93.88 per 100 units	88.88 per 100 units	2011/03/01	80,000,000	2010/07/20
63028	RB of Scotland N.V.	TCH R Bull CBBC Dec 2010 A	0.250	116.80 per 100 units	123.80 per 100 units	2010/12/20	80,000,000	2010/07/20
63029	RB of Scotland N.V.	TCH R Bull CBBC Dec 2010 B	0.250	121.80 per 100 units	128.80 per 100 units	2010/12/20	80,000,000	2010/07/20
63026	UBS AG	China Life R Bear CBBC Dec 2010 E	0.250	35.880	34.880	2010/12/06	100,000,000	2010/07/20
63023	UBS AG	HSI R Bull CBBC Dec 2010 B	0.250	19,900 per 12,000 units	20,400 per 12,000 units	2010/12/30	200,000,000	2010/07/20
63024	UBS AG	HSI R Bear CBBC Oct 2010 O	0.250	21,000 per 10,000 units	20,500 per 10,000 units	2010/10/28	200,000,000	2010/07/20
63079	BNP Paribas Arbit Issu B.V.	HSI R Bull CBBC Feb 2011 C	0.250	19,500 per 10,000 units	20,000 per 10,000 units	2011/02/25	100,000,000	2010/07/21
63059	Credit Suisse AG	HSI R Bull CBBC Dec 2010 I	0.250	20,100 per 15,000 units	20,600 per 15,000 units	2010/12/30	390,000,000	2010/07/21
63056	Credit Suisse AG	HSI R Bear CBBC Oct 2010 Y	0.250	21,000 per 15,000 units	20,500 per 15,000 units	2010/10/28	390,000,000	2010/07/21
63060	Deutsche Bank AG	HSI R Bull CBBC Jan 2011 L	0.250	20,100 per 10,000 units	20,600 per 10,000 units	2011/01/28	300,000,000	2010/07/21
63049	Deutsche Bank AG	HSI R Bear CBBC Nov 2010 P	0.250	21,100 per 12,000 units	20,600 per 12,000 units	2010/11/29	300,000,000	2010/07/21
63064	RB of Scotland N.V.	China Mobile R Bull CBBC Nov 2010 A	0.250	66.28 per 100 units	70.28 per 100 units	2010/11/22	80,000,000	2010/07/21
63067	RB of Scotland N.V.	COVS R Bull CBBC Dec 2010 A	0.268	13.880	15.080	2010/12/10	80,000,000	2010/07/21
63077	RB of Scotland N.V.	COVS R Bear CBBC Dec 2010 B	0.250	18.680	17.480	2010/12/10	80,000,000	2010/07/21
63069	RB of Scotland N.V.	CNOOC R Bull CBBC Dec 2010 A	0.250	11.080	11.880	2010/12/09	80,000,000	2010/07/21
63068	RB of Scotland N.V.	Sinopec Corp R Bull CBBC Dec 2010 A	0.250	5.180	5.680	2010/12/17	80,000,000	2010/07/21



## Newly listed callable bull/bear contracts (continued)

Code	Issuer	Name of issue	Issue prices (HK\$)	Strike price (HKD) / Strike level per 10 units	Call price (HKD) / Call level per 10 units	Expiry date	No. of issue (units)	Listing date
63078	RB of Scotland N.V.	Sinopec Corp R Bear CBBC Dec 2010 B	0.250	7.380	6.880	2010/12/17	80,000,000	2010/07/21
63074	RB of Scotland N.V.	HKEx R Bull CBBC Dec 2010 A	0.250	109.80 per 100 units	115.80 per 100 units	2010/12/13	80,000,000	2010/07/21
63075	RB of Scotland N.V.	ICBC R Bull CBBC Nov 2010 A	0.250	4.980	5.380	2010/11/22	80,000,000	2010/07/21
63076	RB of Scotland N.V.	Jiangxi Copper R Bull CBBC Dec 2010 A	0.250	13.080	14.280	2010/12/29	80,000,000	2010/07/21
63068	SGA Societe Generale Acceptance N.V.	HSI R Bull CBBC Nov10X	0.250	20,100 per 12,000 units	20,600 per 12,000 units	2010/11/29	300,000,000	2010/07/21
63048	SGA Societe Generale Acceptance N.V.	HSI R Bear CBBC Nov10W	0.250	21,000 per 12,000 units	20,500 per 12,000 units	2010/11/29	300,000,000	2010/07/21
63062	SGA Societe Generale Acceptance N.V.	HSI R Bear CBBC Nov10Y	0.250	21,200 per 15,000 units	20,700 per 15,000 units	2010/11/29	300,000,000	2010/07/21
63051	UBS AG	CCHC R Bull CBBC Dec 2010 A	0.250	6.500	7.500	2010/12/20	100,000,000	2010/07/21
63052	UBS AG	CCHC R Bull CBBC Jan 2011 A	0.250	5.880	6.880	2011/01/17	100,000,000	2010/07/21
63050	UBS AG	CCHC R Bull CBBC Feb 2011 A	0.255	5.380	6.380	2011/02/14	100,000,000	2010/07/21
63054	UBS AG	CCHC R Bear CBBC Feb 2011 B	0.255	10.380	9.380	2011/02/14	100,000,000	2010/07/21
63053	UBS AG	HSBC R Bull CBBC Nov 2010 H	0.250	65 per 100 units	70 per 100 units	2010/11/22	100,000,000	2010/07/21
63061	UBS AG	HSI R Bull CBBC Oct 2010 J	0.250	20,100 per 12,000 units	20,600 per 12,000 units	2010/10/28	200,000,000	2010/07/21
63063	UBS AG	HSI R Bull CBBC Feb 2011 I	0.250	20,000 per 15,000 units	20,500 per 15,000 units	2011/02/25	200,000,000	2010/07/21
63055	UBS AG	HSI R Bear CBBC Dec 2010 D	0.250	21,100 per 12,000 units	20,600 per 12,000 units	2010/12/30	200,000,000	2010/07/21
63093	Credit Suisse AG	HSI R Bear CBBC Oct 2010 B	0.250	21,100 per 13,000 units	20,600 per 13,000 units	2010/10/28	390,000,000	2010/07/22
63095	Credit Suisse AG	HSI R Bear CBBC Oct 2010 V	0.250	20,800 per 15,000 units	20,300 per 15,000 units	2010/10/28	390,000,000	2010/07/22
63080	Deutsche Bank AG	HSI R Bull CBBC Nov 2010 J	0.250	20,000 per 15,000 units	20,500 per 15,000 units	2010/11/29	300,000,000	2010/07/22
63096	Deutsche Bank AG	HSI R Bear CBBC Nov 2010 U	0.250	20,800 per 10,000 units	20,300 per 10,000 units	2010/11/29	300,000,000	2010/07/22
63081	Deutsche Bank AG	HSI R Bear CBBC Dec 2010 P	0.270	21,200 per 15,000 units	20,700 per 15,000 units	2010/12/30	300,000,000	2010/07/22
63097	KBC Fin Products Int'l Ltd.	HSI R Bear CBBC Nov 2010 S	0.250	20,800 per 10,000 units	20,300 per 10,000 units	2010/11/29	128,000,000	2010/07/22
63098	KBC Fin Products Int'l Ltd.	HSI R Bear CBBC Nov 2010 T	0.250	21,000 per 12,000 units	20,500 per 12,000 units	2010/11/29	128,000,000	2010/07/22
63099	CC Rabobank B.A.	HSI R Bear CBBC Dec 2010 V	0.250	20,900 per 10,000 units	20,400 per 10,000 units	2010/12/30	200,000,000	2010/07/22
63100	CC Rabobank B.A.	HSI R Bear CBBC Dec 2010 W	0.250	21,100 per 10,000 units	20,600 per 10,000 units	2010/12/30	200,000,000	2010/07/22
63082	UBS AG	CHALCO R Bull CBBC Feb 2011 A	0.250	4.500	5.500	2011/02/14	100,000,000	2010/07/22
63087	UBS AG	CHALCO R Bear CBBC Feb 2011 B	0.250	8.380	7.380	2011/02/21	100,000,000	2010/07/22
63083	UBS AG	COVS R Bull CBBC Dec 2010 A	0.250	14.380	15.380	2010/12/13	100,000,000	2010/07/22
63088	UBS AG	COVS R Bear CBBC Dec 2010 B	0.250	18.380	17.380	2010/12/20	100,000,000	2010/07/22
63089	UBS AG	Sinopec Corp R Bear CBBC Dec 2010 B	0.250	7.280	6.880	2010/12/06	100,000,000	2010/07/22
63091	UBS AG	A50 China R Bear CBBC Jan 2011 D	0.250	14.280	13.880	2011/01/24	100,000,000	2010/07/22
63092	UBS AG	HSI R Bear CBBC Nov 2010 T	0.250	21,200 per 10,000 units	20,700 per 10,000 units	2010/11/29	200,000,000	2010/07/22
63094	UBS AG	HSI R Bear CBBC Nov 2010 Y	0.250	20,800 per 10,000 units	20,300 per 10,000 units	2010/11/29	200,000,000	2010/07/22
63086	UBS AG	Jiangxi Copper R Bull CBBC Dec 2010 B	0.250	13.180	14.380	2010/12/13	100,000,000	2010/07/22
63090	UBS AG	Jiangxi Copper R Bear CBBC Dec 2010 C	0.265	18.080	16.880	2010/12/20	100,000,000	2010/07/22
63110	Barclays Bank plc	HSI R Bull CBBC Dec 2010 D	0.165	18,600 per 12,000 units	19,100 per 12,000 units	2010/12/30	300,000,000	2010/07/23
63111	Barclays Bank plc	HSI R Bull CBBC Jan 2011 C	0.250	18,800 per 12,000 units	19,300 per 12,000 units	2011/01/28	300,000,000	2010/07/23
63112	Barclays Bank plc	HSI R Bull CBBC Jan 2011 D	0.250	18,900 per 12,000 units	19,400 per 12,000 units	2011/01/28	300,000,000	2010/07/23
63106	Barclays Bank plc	HSI R Bear CBBC Jan 2011 A	0.250	21,300 per 12,000 units	20,800 per 12,000 units	2011/01/28	300,000,000	2010/07/23
63109	Barclays Bank plc	HSI R Bear CBBC Jan 2011 B	0.250	21,400 per 12,000 units	20,900 per 12,000 units	2011/01/28	300,000,000	2010/07/23
63105	Credit Suisse AG	HSI R Bear CBBC Oct 2010 X	0.250	20,800 per 22,000 units	20,300 per 22,000 units	2010/10/28	440,000,000	2010/07/23
63115	Deutsche Bank AG	HSI R Bear CBBC Jan 2011 M	0.250	20,900 per 12,000 units	20,400 per 12,000 units	2011/01/28	300,000,000	2010/07/23
63117	J P Morgan SP BV	HSI R Bear CBBC Nov 2010 P	0.250	20,800 per 10,000 units	20,300 per 10,000 units	2010/11/29	200,000,000	2010/07/23
63118	J P Morgan SP BV	HSI R Bear CBBC Nov 2010 Q	0.250	21,000 per 8,000 units	20,500 per 8,000 units	2010/11/29	200,000,000	2010/07/23

## Newly listed callable bull/bear contracts (continued)

Code	Issuer	Name of issue	Issue prices (HK\$)	Strike price (HKD) / Strike level per 10 units	Call price (HKD) / Call level per 10 units	Expiry date	No. of issue (units)	Listing date
63119	J P Morgan SP BV	HSI R Bear CBBC Nov 2010 R	0.250	21,100 per 18,000 units	20,600 per 18,000 units	2010/11/29	200,000,000	2010/07/23
63120	J P Morgan SP BV	HSI R Bear CBBC Nov 2010 S	0.250	21,200 per 15,000 units	20,700 per 15,000 units	2010/11/29	200,000,000	2010/07/23
63113	RB of Scotland N.V.	DJIA R Bear CBBC Dec 2010 D	0.261	11,250 per 30,000 units	10,850 per 30,000 units	2010/12/17	40,000,000	2010/07/23
63114	SGA Societe Generale Acceptance N.V.	HSI R Bull CBBC Oct10F	0.250	19,700 per 15,000 units	20,200 per 15,000 units	2010/10/28	300,000,000	2010/07/23
63103	SGA Societe Generale Acceptance N.V.	HSI R Bear CBBC Nov10I	0.250	21,100 per 10,000 units	20,600 per 10,000 units	2010/11/29	300,000,000	2010/07/23
63104	SGA Societe Generale Acceptance N.V.	HSI R Bear CBBC Nov10N	0.255	22,000 per 10,000 units	21,500 per 10,000 units	2010/11/29	300,000,000	2010/07/23
63102	SGA Societe Generale Acceptance N.V.	HSI R Bear CBBC Nov10Z	0.250	20,800 per 10,000 units	20,300 per 10,000 units	2010/11/29	300,000,000	2010/07/23
63121	UBS AG	BYD Company R Bull CBBC Dec 2010 B	0.250	33.88 per 100 units	38.88 per 100 units	2010/12/20	100,000,000	2010/07/23
63122	UBS AG	China Shenhua R Bull CBBC Dec 2010 C	0.250	23 per 100 units	25 per 100 units	2010/12/13	100,000,000	2010/07/23
63123	UBS AG	China Shenhua R Bear CBBC Jan 2011 A	0.250	32.88 per 100 units	30.88 per 100 units	2011/01/10	100,000,000	2010/07/23
63124	UBS AG	HSI R Bear CBBC Feb 2011 J	0.250	20,800 per 38,000 units	20,300 per 38,000 units	2011/02/25	300,000,000	2010/07/23
63146	BNP Paribas Arbit Issu B.V.	HSI R Bear CBBC Feb 2011 D	0.250	21,100 per 10,000 units	20,600 per 10,000 units	2011/02/25	100,000,000	2010/07/26
63142	Credit Suisse AG	HSI R Bull CBBC Dec 2010 Q	0.250	19,700 per 13,000 units	20,200 per 13,000 units	2010/12/30	390,000,000	2010/07/26
63145	Credit Suisse AG	HSI R Bear CBBC Nov 2010 Z	0.250	20,600 per 13,000 units	20,100 per 13,000 units	2010/11/29	390,000,000	2010/07/26
63130	Deutsche Bank AG	HSI R Bull CBBC Jan 2011 N	0.250	19,600 per 12,000 units	20,100 per 12,000 units	2011/01/28	300,000,000	2010/07/26
63139	Deutsche Bank AG	HSI R Bear CBBC Dec 2010 O	0.250	20,600 per 10,000 units	20,100 per 10,000 units	2010/12/30	300,000,000	2010/07/26
63140	J P Morgan SP BV	HSI R Bear CBBC Nov 2010 T	0.250	20,600 per 8,000 units	20,100 per 8,000 units	2010/11/29	200,000,000	2010/07/26
63141	J P Morgan SP BV	HSI R Bear CBBC Nov 2010 U	0.250	20,700 per 15,000 units	20,200 per 15,000 units	2010/11/29	200,000,000	2010/07/26
63147	KBC Fin Products Int'l Ltd.	HSI R Bear CBBC Nov 2010 U	0.250	20,600 per 10,000 units	20,100 per 10,000 units	2010/11/29	128,000,000	2010/07/26
63148	KBC Fin Products Int'l Ltd.	HSI R Bear CBBC Dec 2010 F	0.250	21,100 per 15,000 units	20,600 per 15,000 units	2010/12/30	158,000,000	2010/07/26
63149	RB of Scotland N.V.	BYD Company R Bull CBBC Dec 2010 C	0.250	37.08 per 100 units	42.08 per 100 units	2010/12/13	80,000,000	2010/07/26
63152	RB of Scotland N.V.	BYD Company R Bear CBBC Dec 2010 D	0.250	59.08 per 100 units	54.08 per 100 units	2010/12/13	80,000,000	2010/07/26
63150	RB of Scotland N.V.	CPIC R Bull CBBC Dec 2010 A	0.250	25.98 per 100 units	27.38 per 100 units	2010/12/29	80,000,000	2010/07/26
63154	RB of Scotland N.V.	CPIC R Bear CBBC Dec 2010 B	0.250	33.78 per 100 units	32.38 per 100 units	2010/12/29	80,000,000	2010/07/26
63151	RB of Scotland N.V.	HSI R Bear CBBC Nov 2010 D	0.250	21,100 per 13,000 units	20,600 per 13,000 units	2010/11/29	250,000,000	2010/07/26
63126	SGA Societe Generale Acceptance N.V.	CCB R Bull CBBC Dec10A	0.250	4.900	5.300	2010/12/29	200,000,000	2010/07/26
63127	SGA Societe Generale Acceptance N.V.	CCB R Bull CBBC Dec10B	0.250	5.400	5.800	2010/12/29	200,000,000	2010/07/26
63144	SGA Societe Generale Acceptance N.V.	HSI R Bear CBBC Nov10P	0.250	20,700 per 12,000 units	20,200 per 12,000 units	2010/11/29	300,000,000	2010/07/26
63143	SGA Societe Generale Acceptance N.V.	HSI R Bear CBBC Nov10Q	0.250	20,600 per 15,000 units	20,100 per 15,000 units	2010/11/29	300,000,000	2010/07/26
63128	SGA Societe Generale Acceptance N.V.	ICBC R Bull CBBC Dec10A	0.250	4.500	4.800	2010/12/29	300,000,000	2010/07/26
63129	SGA Societe Generale Acceptance N.V.	ICBC R Bull CBBC Dec10B	0.250	5.000	5.300	2010/12/29	300,000,000	2010/07/26
63155	UBS AG	BYD Company R Bull CBBC Dec 2010 C	0.250	35.88 per 100 units	40.88 per 100 units	2010/12/13	100,000,000	2010/07/26
63133	UBS AG	China Tel R Bull CBBC Dec 2010 A	0.250	2.480	2.880	2010/12/20	100,000,000	2010/07/26
63134	UBS AG	China Tel R Bull CBBC Dec 2010 B	0.250	2.980	3.380	2010/12/06	100,000,000	2010/07/26
63138	UBS AG	China Tel R Bear CBBC Dec 2010 C	0.250	4.780	4.380	2010/12/06	100,000,000	2010/07/26
63135	UBS AG	CUni R Bull CBBC Dec 2010 A	0.250	8.380	9.380	2010/12/13	100,000,000	2010/07/26
63131	UBS AG	CPIC R Bull CBBC Dec 2010 A	0.320	26.880	27.880	2010/12/20	50,000,000	2010/07/26
63132	UBS AG	CPIC R Bull CBBC Dec 2010 B	0.250	27.880	28.880	2010/12/06	50,000,000	2010/07/26
63137	UBS AG	CPIC R Bear CBBC Dec 2010 C	0.285	32.880	31.880	2010/12/20	50,000,000	2010/07/26
63136	UBS AG	HSI R Bull CBBC Oct 2010 Y	0.250	19,700 per 12,000 units	20,200 per 12,000 units	2010/10/28	200,000,000	2010/07/26
63157	UBS AG	HSI R Bear CBBC Oct 2010 K	0.250	20,600 per 10,000 units	20,100 per 10,000 units	2010/10/28	200,000,000	2010/07/26
63168	Credit Suisse AG	A50 China R Bull CBBC Jan 2011 D	0.250	11.600	12.000	2011/01/17	100,000,000	2010/07/27
63167	Credit Suisse AG	HSI R Bull CBBC Dec 2010 P	0.250	19,800 per 15,000 units	20,300 per 15,000 units	2010/12/30	390,000,000	2010/07/27

## Newly listed callable bull/bear contracts (continued)

Code	Issuer	Name of issue	Issue prices (HK\$)	Strike price (HKD) / Strike level per 10 units	Call price (HKD) / Call level per 10 units	Expiry date	No. of issue (units)	Listing date
63161	Deutsche Bank AG	HSI R Bull CBBC Dec 2010 V	0.250	19,800 per 12,000 units	20,300 per 12,000 units	2010/12/30	300,000,000	2010/07/27
63160	Deutsche Bank AG	HSI R Bear CBBC Jan 2011 O	0.250	20,700 per 12,000 units	20,200 per 12,000 units	2011/01/28	300,000,000	2010/07/27
63169	J P Morgan SP BV	HSI R Bull CBBC Nov 2010 V	0.250	19,700 per 8,000 units	20,200 per 8,000 units	2010/11/29	200,000,000	2010/07/27
63163	UBS AG	A50 China R Bull CBBC Jan 2011 E	0.250	11.480	11.880	2011/01/03	100,000,000	2010/07/27
63162	UBS AG	HSI R Bull CBBC Dec 2010 F	0.250	19,800 per 10,000 units	20,300 per 10,000 units	2010/12/30	200,000,000	2010/07/27
63158	UBS AG	HSI R Bear CBBC Dec 2010 I	0.250	20,700 per 12,000 units	20,200 per 12,000 units	2010/12/30	200,000,000	2010/07/27
63164	UBS AG	SHK Ppt R Bear CBBC Dec 2010 D	0.250	131.88 per 100 units	123.88 per 100 units	2010/12/13	100,000,000	2010/07/27
63179	Credit Suisse AG	HSI R Bull CBBC Dec 2010 O	0.250	19,900 per 13,000 units	20,400 per 13,000 units	2010/12/30	390,000,000	2010/07/28
63173	Deutsche Bank AG	HSI R Bull CBBC Nov 2010 R	0.250	19,700 per 10,000 units	20,200 per 10,000 units	2010/11/29	300,000,000	2010/07/28
63175	KBC Fin Products Int'l Ltd.	HSI R Bull CBBC Oct 2010 X	0.250	19,900 per 10,000 units	20,400 per 10,000 units	2010/10/28	128,000,000	2010/07/28
63176	KBC Fin Products Int'l Ltd.	HSI R Bull CBBC Nov 2010 V	0.250	19,700 per 10,000 units	20,200 per 10,000 units	2010/11/29	128,000,000	2010/07/28
63170	SGA Societe Generale Acceptance N.V.	HSI R Bull CBBC Oct10M	0.250	19,600 per 10,000 units	20,100 per 10,000 units	2010/10/28	300,000,000	2010/07/28
63174	SGA Societe Generale Acceptance N.V.	HSI R Bull CBBC Nov10K	0.250	19,800 per 12,000 units	20,300 per 12,000 units	2010/11/29	300,000,000	2010/07/28
63171	SGA Societe Generale Acceptance N.V.	HSI R Bear CBBC Nov100	0.250	20,900 per 15,000 units	20,400 per 15,000 units	2010/11/29	300,000,000	2010/07/28
63178	UBS AG	HSI R Bull CBBC Nov 2010 U	0.250	19,900 per 12,000 units	20,400 per 12,000 units	2010/11/29	200,000,000	2010/07/28
63177	UBS AG	HSI R Bull CBBC Nov 2010 W	0.250	19,600 per 10,000 units	20,100 per 10,000 units	2010/11/29	200,000,000	2010/07/28
63172	UBS AG	HSI R Bear CBBC Oct 2010 J	0.250	20,900 per 12,000 units	20,400 per 12,000 units	2010/10/28	200,000,000	2010/07/28
62751 #	KBC Fin Products Int'l Ltd.	HSI R Bear CBBC Oct 2010 N	0.080	22,000 per 15,000 units	21,500 per 15,000 units	2010/10/28	150,000,000	2010/07/28
63186	Credit Suisse AG	HSI R Bull CBBC Dec 2010 M	0.250	20,000 per 15,000 units	20,500 per 15,000 units	2010/12/30	390,000,000	2010/07/29
63181	Credit Suisse AG	HSI R Bear CBBC Oct 2010 A	0.250	21,000 per 15,000 units	20,500 per 15,000 units	2010/10/28	390,000,000	2010/07/29
63180	Deutsche Bank AG	HSI R Bull CBBC Nov 2010 X	0.250	19,900 per 10,000 units	20,400 per 10,000 units	2010/11/29	300,000,000	2010/07/29
63205	Deutsche Bank AG	HSI R Bull CBBC Jan 2011 P	0.250	20,100 per 10,000 units	20,588 per 10,000 units	2011/01/28	300,000,000	2010/07/29
63182	Deutsche Bank AG	HSI R Bear CBBC Dec 2010 U	0.250	21,000 per 10,000 units	20,500 per 10,000 units	2010/12/30	300,000,000	2010/07/29
63206	J P Morgan SP BV	HSI R Bull CBBC Nov 2010 W	0.250	19,800 per 15,000 units	20,300 per 15,000 units	2010/11/29	200,000,000	2010/07/29
63207	J P Morgan SP BV	HSI R Bull CBBC Nov 2010 X	0.250	20,000 per 10,000 units	20,500 per 10,000 units	2010/11/29	200,000,000	2010/07/29
63192	KBC Fin Products Int'l Ltd.	HSI R Bear CBBC Nov 2010 W	0.250	21,400 per 10,000 units	20,900 per 10,000 units	2010/11/29	128,000,000	2010/07/29
63193	KBC Fin Products Int'l Ltd.	HSI R Bear CBBC Nov 2010 X	0.250	22,000 per 8,000 units	21,500 per 8,000 units	2010/11/29	128,000,000	2010/07/29
63195	KBC Fin Products Int'l Ltd.	HSI R Bear CBBC Dec 2010 G	0.250	22,400 per 8,000 units	21,900 per 8,000 units	2010/12/30	128,000,000	2010/07/29
63196	KBC Fin Products Int'l Ltd.	HSI R Bear CBBC Dec 2010 H	0.250	22,400 per 20,000 units	21,900 per 20,000 units	2010/12/30	158,000,000	2010/07/29
63197	KBC Fin Products Int'l Ltd.	HSI R Bear CBBC Dec 2010 I	0.280	22,700 per 8,000 units	22,200 per 8,000 units	2010/12/30	128,000,000	2010/07/29
63198	KBC Fin Products Int'l Ltd.	HSI R Bear CBBC Dec 2010 J	0.250	22,700 per 15,000 units	22,200 per 15,000 units	2010/12/30	158,000,000	2010/07/29
63199	KBC Fin Products Int'l Ltd.	HSI R Bear CBBC Dec 2010 K	0.270	23,100 per 10,000 units	22,600 per 10,000 units	2010/12/30	128,000,000	2010/07/29
63202	KBC Fin Products Int'l Ltd.	HSI R Bear CBBC Dec 2010 L	0.360	23,300 per 8,000 units	22,800 per 8,000 units	2010/12/30	108,000,000	2010/07/29
63203	KBC Fin Products Int'l Ltd.	HSI R Bear CBBC Jan 2011 A	0.250	22,900 per 10,000 units	22,400 per 10,000 units	2011/01/28	128,000,000	2010/07/29
63204	KBC Fin Products Int'l Ltd.	HSI R Bear CBBC Jan 2011 B	0.250	23,400 per 20,000 units	22,900 per 20,000 units	2011/01/28	158,000,000	2010/07/29
63190	CC Rabobank B.A.	HSI R Bull CBBC Dec 2010 X	0.250	19,700 per 10,000 units	20,200 per 10,000 units	2010/12/30	200,000,000	2010/07/29
63191	CC Rabobank B.A.	HSI R Bull CBBC Dec 2010 Y	0.250	19,900 per 10,000 units	20,400 per 10,000 units	2010/12/30	200,000,000	2010/07/29
63189	RB of Scotland N.V.	HSI R Bull CBBC Nov 2010 E	0.250	19,300 per 13,000 units	19,800 per 13,000 units	2010/11/29	250,000,000	2010/07/29
63184	UBS AG	A50 China R Bull CBBC Jan 2011 F	0.250	11.730	12.130	2011/01/10	100,000,000	2010/07/29
63188	UBS AG	HSI R Bull CBBC Nov 2010 D	0.250	20,000 per 10,000 units	20,500 per 10,000 units	2010/11/29	200,000,000	2010/07/29
63183	UBS AG	HSI R Bull CBBC Jan 2011 T	0.250	19,800 per 38,000 units	20,300 per 38,000 units	2011/01/28	300,000,000	2010/07/29
63187	UBS AG	HSI R Bear CBBC Jan 2011 U	0.250	21,000 per 15,000 units	20,500 per 15,000 units	2011/01/28	200,000,000	2010/07/29
63185	UBS AG	SHK Ppt R Bear CBBC Jan 2011 A	0.250	136.88 per 100 units	128.88 per 100 units	2011/01/03	100,000,000	2010/07/29

## Newly listed callable bull/bear contracts (continued)

Code	Issuer	Name of issue	Issue prices (HK\$)	Strike price (HKD) / Strike level per 10 units	Call price (HKD) / Call level per 10 units	Expiry date	No. of issue (units)	Listing date
61588 <sup>†</sup>	UBS AG	HSI R Bear CBBC Nov 2010 O	0.123	22,500 per 15,000 units	22,000 per 15,000 units	2010/11/29	300,000,000	2010/07/29
63220	Credit Suisse AG	A50 China R Bull CBBC Jan 2011 E	0.250	12.100	12.500	2011/01/24	100,000,000	2010/07/30
63221	Credit Suisse AG	HSI R Bull CBBC Dec 2010 T	0.250	20,300 per 13,000 units	20,800 per 13,000 units	2010/12/30	390,000,000	2010/07/30
63222	Credit Suisse AG	HSI R Bull CBBC Jan 2011 A	0.250	19,600 per 22,000 units	20,100 per 22,000 units	2011/01/28	440,000,000	2010/07/30
63210	Credit Suisse AG	HSI R Bear CBBC Nov 2010 S	0.250	21,100 per 13,000 units	20,600 per 13,000 units	2010/11/29	390,000,000	2010/07/30
63223	Deutsche Bank AG	HSI R Bull CBBC Dec 2010 Q	0.250	20,300 per 12,000 units	20,800 per 12,000 units	2010/12/30	300,000,000	2010/07/30
63237	Deutsche Bank AG	HSI R Bull CBBC Dec 2010 X	0.250	20,000 per 12,000 units	20,500 per 12,000 units	2010/12/30	300,000,000	2010/07/30
63217	Deutsche Bank AG	HSI R Bear CBBC Nov 2010 S	0.250	21,100 per 12,000 units	20,600 per 12,000 units	2010/11/29	300,000,000	2010/07/30
63218	Deutsche Bank AG	HSI R Bear CBBC Jan 2011 Q	0.260	21,300 per 15,000 units	20,800 per 15,000 units	2011/01/28	300,000,000	2010/07/30
63225	J P Morgan SP BV	HSI R Bull CBBC Nov 2010 Y	0.250	20,100 per 8,000 units	20,600 per 8,000 units	2010/11/29	200,000,000	2010/07/30
63226	J P Morgan SP BV	HSI R Bull CBBC Nov 2010 Z	0.250	20,300 per 15,000 units	20,800 per 15,000 units	2010/11/29	200,000,000	2010/07/30
63235	KBC Fin Products Int'l Ltd.	HSI R Bull CBBC Nov 2010 Y	0.250	20,100 per 12,000 units	20,600 per 12,000 units	2010/11/29	128,000,000	2010/07/30
63236	KBC Fin Products Int'l Ltd.	HSI R Bull CBBC Nov 2010 Z	0.250	20,300 per 10,000 units	20,800 per 10,000 units	2010/11/29	128,000,000	2010/07/30
63241	CC Rabobank B.A.	HSI R Bull CBBC Dec 2010 A	0.250	20,300 per 10,000 units	20,800 per 10,000 units	2010/12/30	200,000,000	2010/07/30
63240	CC Rabobank B.A.	HSI R Bull CBBC Dec 2010 B	0.250	20,100 per 10,000 units	20,600 per 10,000 units	2010/12/30	200,000,000	2010/07/30
63239	CC Rabobank B.A.	HSI R Bull CBBC Dec 2010 C	0.250	19,800 per 12,000 units	20,300 per 12,000 units	2010/12/30	200,000,000	2010/07/30
63238	CC Rabobank B.A.	HSI R Bull CBBC Dec 2010 Z	0.250	19,600 per 12,000 units	20,100 per 12,000 units	2010/12/30	200,000,000	2010/07/30
63229	SGA Societe Generale Acceptance N.V.	HSI R Bull CBBC Nov10H	0.250	20,200 per 10,000 units	20,700 per 10,000 units	2010/11/29	300,000,000	2010/07/30
63208	SGA Societe Generale Acceptance N.V.	HSI R Bull CBBC Nov10J	0.250	19,900 per 10,000 units	20,400 per 10,000 units	2010/11/29	300,000,000	2010/07/30
63209	SGA Societe Generale Acceptance N.V.	HSI R Bull CBBC Nov10L	0.250	20,000 per 15,000 units	20,500 per 15,000 units	2010/11/29	300,000,000	2010/07/30
63228	SGA Societe Generale Acceptance N.V.	HSI R Bull CBBC Nov10M	0.250	20,100 per 12,000 units	20,600 per 12,000 units	2010/11/29	300,000,000	2010/07/30
63230	SGA Societe Generale Acceptance N.V.	HSI R Bull CBBC Nov10S	0.250	20,300 per 15,000 units	20,800 per 15,000 units	2010/11/29	300,000,000	2010/07/30
63216	UBS AG	A50 China R Bear CBBC Jan 2011 G	0.250	13.280	12.880	2011/01/03	100,000,000	2010/07/30
63234	UBS AG	HSCEI R Bull CBBC Dec 2010 F	0.250	10,800 per 12,000 units	11,300 per 12,000 units	2010/12/30	100,000,000	2010/07/30
63231	UBS AG	HSI R Bull CBBC Nov 2010 F	0.250	20,000 per 15,000 units	20,500 per 15,000 units	2010/11/29	200,000,000	2010/07/30
63233	UBS AG	HSI R Bull CBBC Dec 2010 U	0.250	20,300 per 12,000 units	20,800 per 12,000 units	2010/12/30	200,000,000	2010/07/30
63213	UBS AG	HSI R Bear CBBC Dec 2010 C	0.250	23,000 per 10,000 units	22,500 per 10,000 units	2010/12/30	200,000,000	2010/07/30
63211	UBS AG	HSI R Bear CBBC Dec 2010 L	0.250	21,100 per 12,000 units	20,600 per 12,000 units	2010/12/30	200,000,000	2010/07/30
63214	UBS AG	HSI R Bear CBBC Jan 2011 V	0.250	22,300 per 12,000 units	21,800 per 12,000 units	2011/01/28	200,000,000	2010/07/30
63215	UBS AG	HSI R Bear CBBC Jan 2011 W	0.250	22,600 per 10,000 units	22,100 per 10,000 units	2011/01/28	200,000,000	2010/07/30
61702 <sup>†</sup>	BNP Paribas Arbit Issu B.V.	HSI R Bear CBBC Nov 2010 C	0.161	22,300 per 9,000 units	21,800 per 9,000 units	2010/11/29	200,000,000	2010/07/30
63255	BNP Paribas Arbit Issu B.V.	HSI R Bull CBBC Feb 2011 E	0.250	19,700 per 11,000 units	20,200 per 11,000 units	2011/02/25	100,000,000	2010/08/02
63261	Credit Suisse AG	HSI R Bull CBBC Jan 2011 B	0.250	20,200 per 15,000 units	20,700 per 15,000 units	2011/01/28	390,000,000	2010/08/02
63258	Credit Suisse AG	HSI R Bear CBBC Nov 2010 T	0.250	21,400 per 15,000 units	20,900 per 15,000 units	2010/11/29	390,000,000	2010/08/02
63260	Deutsche Bank AG	HSI R Bull CBBC Nov 2010 W	0.250	20,200 per 10,000 units	20,700 per 10,000 units	2010/11/29	300,000,000	2010/08/02
63254	Deutsche Bank AG	HSI R Bear CBBC Nov 2010 E	0.250	21,400 per 10,000 units	20,900 per 10,000 units	2010/11/29	300,000,000	2010/08/02
63252	HK Bank	HSI R Bull CBBC Dec 2010 O	0.250	19,400 per 10,000 units	19,900 per 10,000 units	2010/12/30	120,000,000	2010/08/02
63253	HK Bank	HSI R Bull CBBC Dec 2010 P	0.250	19,800 per 12,000 units	20,300 per 12,000 units	2010/12/30	120,000,000	2010/08/02
63257	HK Bank	HSI R Bear CBBC Dec 2010 Q	0.250	23,100 per 12,000 units	22,600 per 12,000 units	2010/12/30	120,000,000	2010/08/02
63248	RB of Scotland N.V.	BOCL R Bull CBBC Nov 2010 A	0.250	3.280	3.780	2010/11/22	80,000,000	2010/08/02
63246	RB of Scotland N.V.	A50 China R Bull CBBC Nov 2010 B	0.250	11.320	11.820	2010/11/22	80,000,000	2010/08/02
63247	RB of Scotland N.V.	A50 China R Bull CBBC Nov 2010 C	0.250	11.820	12.320	2010/11/22	80,000,000	2010/08/02
63249	RB of Scotland N.V.	HSBC R Bull CBBC Nov 2010 A	0.250	66.88 per 100 units	72.88 per 100 units	2010/11/08	80,000,000	2010/08/02

## Newly listed callable bull/bear contracts (continued)

Code	Issuer	Name of issue	Issue prices (HK\$)	Strike price (HKD) / Strike level per 10 units	Call price (HKD) / Call level per 10 units	Expiry date	No. of issue (units)	Listing date
63245	RB of Scotland N.V.	HSCEI R Bull CBBC Nov 2010 B	0.250	10,700 per 10,000 units	11,200 per 10,000 units	2010/11/29	250,000,000	2010/08/02
63242	RB of Scotland N.V.	HSI R Bull CBBC Nov 2010 F	0.250	19,500 per 13,000 units	20,000 per 13,000 units	2010/11/29	250,000,000	2010/08/02
63243	RB of Scotland N.V.	HSI R Bull CBBC Nov 2010 G	0.250	19,700 per 13,000 units	20,200 per 13,000 units	2010/11/29	250,000,000	2010/08/02
63244	RB of Scotland N.V.	HSI R Bull CBBC Nov 2010 H	0.250	19,900 per 10,000 units	20,400 per 10,000 units	2010/11/29	250,000,000	2010/08/02
63250	SGA Societe Generale Acceptance N.V.	A50 R Bull CBBC Nov10A	0.250	11.100	11.500	2010/11/29	150,000,000	2010/08/02
63251	SGA Societe Generale Acceptance N.V.	A50 R Bull CBBC Nov10B	0.250	11.600	12.000	2010/11/29	150,000,000	2010/08/02
63259	SGA Societe Generale Acceptance N.V.	HSI R Bear CBBC Nov10R	0.250	21,400 per 10,000 units	20,900 per 10,000 units	2010/11/29	300,000,000	2010/08/02
63262	UBS AG	HSBC R Bull CBBC Dec 2010 E	0.250	68.88 per 100 units	73.88 per 100 units	2010/12/06	100,000,000	2010/08/02
63263	UBS AG	HSI R Bull CBBC Dec 2010 R	0.250	20,200 per 10,000 units	20,700 per 10,000 units	2010/12/30	200,000,000	2010/08/02
63256	UBS AG	HSI R Bear CBBC Dec 2010 S	0.250	21,400 per 10,000 units	20,900 per 10,000 units	2010/12/30	200,000,000	2010/08/02
63273	Credit Suisse AG	HSBC R Bull CBBC Dec 2010 B	0.250	70 per 100 units	75 per 100 units	2010/12/20	100,000,000	2010/08/03
63271	Credit Suisse AG	HSI R Bull CBBC Jan 2011 C	0.250	20,100 per 22,000 units	20,600 per 22,000 units	2011/01/28	440,000,000	2010/08/03
63272	Credit Suisse AG	HSI R Bull CBBC Jan 2011 D	0.250	20,400 per 15,000 units	20,900 per 15,000 units	2011/01/28	390,000,000	2010/08/03
63270	Credit Suisse AG	HSI R Bear CBBC Nov 2010 O	0.250	21,500 per 13,000 units	21,000 per 13,000 units	2010/11/29	390,000,000	2010/08/03
63276	Credit Suisse AG	HSI R Bear CBBC Jan 2011 E	0.250	22,900 per 15,000 units	22,400 per 15,000 units	2011/01/28	390,000,000	2010/08/03
63280	Deutsche Bank AG	HSI R Bull CBBC Nov 2010 C	0.250	20,400 per 10,000 units	20,900 per 10,000 units	2010/11/29	300,000,000	2010/08/03
63264	Deutsche Bank AG	HSI R Bear CBBC Jan 2011 R	0.250	22,400 per 10,000 units	21,900 per 10,000 units	2011/01/28	300,000,000	2010/08/03
63278	Deutsche Bank AG	HSI R Bear CBBC Jan 2011 S	0.250	21,500 per 12,000 units	21,000 per 12,000 units	2011/01/28	300,000,000	2010/08/03
63279	KBC Fin Products Int'l Ltd.	HSI R Bull CBBC Nov 2010 E	0.250	20,400 per 8,000 units	20,900 per 8,000 units	2010/11/29	128,000,000	2010/08/03
63265	UBS AG	China Life R Bull CBBC Dec 2010 F	0.250	32.880	33.880	2010/12/06	100,000,000	2010/08/03
63267	UBS AG	HSBC R Bull CBBC Dec 2010 F	0.250	70 per 100 units	75 per 100 units	2010/12/13	100,000,000	2010/08/03
63275	UBS AG	HSI R Bull CBBC Nov 2010 T	0.250	20,400 per 10,000 units	20,900 per 10,000 units	2010/11/29	200,000,000	2010/08/03
63274	UBS AG	HSI R Bull CBBC Dec 2010 T	0.250	20,100 per 12,000 units	20,600 per 12,000 units	2010/12/30	200,000,000	2010/08/03
63269	UBS AG	HSI R Bear CBBC Nov 2010 Y	0.250	21,500 per 15,000 units	21,000 per 15,000 units	2010/11/29	200,000,000	2010/08/03
63268	UBS AG	TCH R Bull CBBC Dec 2010 E	0.250	125.88 per 100 units	133.88 per 100 units	2010/12/06	100,000,000	2010/08/03
63286	BNP Paribas Arbit Issu B.V.	HSI R Bear CBBC Jan 2011 G	0.250	22,800 per 11,000 units	22,300 per 11,000 units	2011/01/28	100,000,000	2010/08/04
63304	Credit Suisse AG	HSI R Bull CBBC Dec 2010 S	0.250	20,500 per 13,000 units	21,000 per 13,000 units	2010/12/30	390,000,000	2010/08/04
63302	Credit Suisse AG	HSI R Bear CBBC Nov 2010 M	0.250	21,600 per 15,000 units	21,100 per 15,000 units	2010/11/29	390,000,000	2010/08/04
63320	Deutsche Bank AG	HSBC R Bull CBBC Feb 2011 A	0.250	64.88 per 100 units	69.88 per 100 units	2011/02/01	150,000,000	2010/08/04
63321	Deutsche Bank AG	HSBC R Bear CBBC Feb 2011 B	0.250	94.88 per 100 units	89.88 per 100 units	2011/02/08	150,000,000	2010/08/04
63316	Deutsche Bank AG	HSI R Bull CBBC Nov 2010 V	0.250	19,450 per 15,000 units	19,950 per 15,000 units	2010/11/29	300,000,000	2010/08/04
63317	Deutsche Bank AG	HSI R Bull CBBC Dec 2010 K	0.260	18,950 per 15,000 units	19,450 per 15,000 units	2010/12/30	300,000,000	2010/08/04
63318	Deutsche Bank AG	HSI R Bull CBBC Dec 2010 Y	0.250	20,600 per 10,000 units	21,088 per 10,000 units	2010/12/30	300,000,000	2010/08/04
63319	Deutsche Bank AG	HSI R Bull CBBC Jan 2011 T	0.250	19,950 per 15,000 units	20,450 per 15,000 units	2011/01/28	300,000,000	2010/08/04
63285	Deutsche Bank AG	HSI R Bear CBBC Dec 2010 Z	0.250	21,600 per 10,000 units	21,100 per 10,000 units	2010/12/30	300,000,000	2010/08/04
63322	Deutsche Bank AG	TCH R Bull CBBC Jan 2011 A	0.340	122 per 100 units	130 per 100 units	2011/01/25	150,000,000	2010/08/04
63325	J P Morgan SP BV	HSI R Bull CBBC Nov 2010 C	0.250	20,400 per 10,000 units	20,900 per 10,000 units	2010/11/29	200,000,000	2010/08/04
63327	J P Morgan SP BV	HSI R Bull CBBC Nov 2010 E	0.250	20,500 per 8,000 units	21,000 per 8,000 units	2010/11/29	200,000,000	2010/08/04
63324	KBC Fin Products Int'l Ltd.	HSI R Bull CBBC Dec 2010 M	0.250	20,500 per 10,000 units	21,000 per 10,000 units	2010/12/30	128,000,000	2010/08/04
63305	CC Rabobank B.A.	HSI R Bull CBBC Dec 2010 H	0.250	20,000 per 12,000 units	20,500 per 12,000 units	2010/12/30	200,000,000	2010/08/04
63306	CC Rabobank B.A.	HSI R Bull CBBC Dec 2010 L	0.250	20,500 per 10,000 units	21,000 per 10,000 units	2010/12/30	200,000,000	2010/08/04
63323	RB of Scotland N.V.	HSI R Bull CBBC Nov 2010 I	0.250	20,100 per 13,000 units	20,600 per 13,000 units	2010/11/29	250,000,000	2010/08/04
63287	RB of Scotland N.V.	NASDAQ100 Index R Bull CBBC Dec 2010 A	0.251	1,660 per 8,000 units	1,740 per 8,000 units	2010/12/16	40,000,000	2010/08/04

## Newly listed callable bull/bear contracts (continued)

Code	Issuer	Name of issue	Issue prices (HK\$)	Strike price (HKD) / Strike level per 10 units	Call price (HKD) / Call level per 10 units	Expiry date	No. of issue (units)	Listing date
63288	RB of Scotland N.V.	NASDAQ100 Index R Bull CBBC Dec 2010 B	0.251	1,740 per 8,000 units	1,820 per 8,000 units	2010/12/16	40,000,000	2010/08/04
63297	RB of Scotland N.V.	NASDAQ100 Index R Bear CBBC Dec 2010 C	0.251	2,060 per 8,000 units	1,980 per 8,000 units	2010/12/16	40,000,000	2010/08/04
63298	RB of Scotland N.V.	NASDAQ100 Index R Bear CBBC Dec 2010 D	0.255	2,140 per 8,000 units	2,060 per 8,000 units	2010/12/16	40,000,000	2010/08/04
63281	SGA Societe Generale Acceptance N.V.	CMob R Bull CBBC Dec10A	0.250	67 per 100 units	70 per 100 units	2010/12/29	300,000,000	2010/08/04
63282	SGA Societe Generale Acceptance N.V.	CMob R Bull CBBC Dec10B	0.250	71 per 100 units	74 per 100 units	2010/12/29	300,000,000	2010/08/04
63303	SGA Societe Generale Acceptance N.V.	HSI R Bull CBBC Nov10T	0.250	20,500 per 10,000 units	21,000 per 10,000 units	2010/11/29	300,000,000	2010/08/04
63283	SGA Societe Generale Acceptance N.V.	HSI R Bull CBBC Nov10V	0.250	20,400 per 12,000 units	20,900 per 12,000 units	2010/11/29	300,000,000	2010/08/04
63284	SGA Societe Generale Acceptance N.V.	HSI R Bear CBBC Nov10U	0.250	21,500 per 15,000 units	21,000 per 15,000 units	2010/11/29	300,000,000	2010/08/04
63307	SGA Societe Generale Acceptance N.V.	HSI R Bear CBBC Nov10X	0.250	21,600 per 12,000 units	21,100 per 12,000 units	2010/11/29	300,000,000	2010/08/04
63308	UBS AG	CPIC R Bull CBBC Dec 2010 D	0.250	28.880	29.880	2010/12/13	50,000,000	2010/08/04
63312	UBS AG	CPIC R Bear CBBC Dec 2010 E	0.370	34.880	33.880	2010/12/13	50,000,000	2010/08/04
63313	UBS AG	A50 China R Bull CBBC Jan 2011 H	0.250	11.980	12.380	2011/01/03	100,000,000	2010/08/04
63309	UBS AG	HKEx R Bull CBBC Dec 2010 C	0.250	117.88 per 100 units	123.88 per 100 units	2010/12/20	100,000,000	2010/08/04
63310	UBS AG	HSBC R Bull CBBC Dec 2010 G	0.250	73.88 per 100 units	78.88 per 100 units	2010/12/20	100,000,000	2010/08/04
63314	UBS AG	HSI R Bull CBBC Dec 2010 J	0.250	20,500 per 15,000 units	21,000 per 15,000 units	2010/12/30	200,000,000	2010/08/04
63315	UBS AG	HSI R Bull CBBC Feb 2011 K	0.250	20,300 per 38,000 units	20,800 per 38,000 units	2011/02/25	300,000,000	2010/08/04
63289	UBS AG	HSI R Bear CBBC Nov 2010 N	0.250	21,600 per 10,000 units	21,100 per 10,000 units	2010/11/29	200,000,000	2010/08/04
63290	UBS AG	HSI R Bear CBBC Dec 2010 P	0.250	21,500 per 10,000 units	21,000 per 10,000 units	2010/12/30	200,000,000	2010/08/04
63311	UBS AG	SHK Ppt R Bull CBBC Dec 2010 E	0.250	95.88 per 100 units	103.88 per 100 units	2010/12/20	100,000,000	2010/08/04
63344	BNP Paribas Arbit Issu B.V.	HSI R Bull CBBC Jan 2011 H	0.250	19,900 per 9,000 units	20,400 per 9,000 units	2011/01/28	100,000,000	2010/08/05
63345	BNP Paribas Arbit Issu B.V.	HSI R Bear CBBC Feb 2011 F	0.250	23,000 per 9,000 units	22,500 per 9,000 units	2011/02/25	100,000,000	2010/08/05
63346	BNP Paribas Arbit Issu B.V.	HSI R Bear CBBC Feb 2011 G	0.250	23,200 per 11,000 units	22,700 per 11,000 units	2011/02/25	100,000,000	2010/08/05
63328	Deutsche Bank AG	HSI R Bull CBBC Jan 2011 U	0.250	20,500 per 12,000 units	21,000 per 12,000 units	2011/01/28	300,000,000	2010/08/05
63330	Deutsche Bank AG	HSI R Bull CBBC Mar 2011 A	0.250	19,400 per 40,000 units	20,000 per 40,000 units	2011/03/30	300,000,000	2010/08/05
63331	Deutsche Bank AG	HSI R Bear CBBC Dec 2010 P	0.250	22,700 per 10,000 units	22,200 per 10,000 units	2010/12/30	300,000,000	2010/08/05
63332	Deutsche Bank AG	HSI R Bear CBBC Jan 2011 V	0.280	22,900 per 10,000 units	22,400 per 10,000 units	2011/01/28	300,000,000	2010/08/05
63333	Deutsche Bank AG	HSI R Bear CBBC Feb 2011 A	0.320	23,100 per 10,000 units	22,600 per 10,000 units	2011/02/25	300,000,000	2010/08/05
63334	Deutsche Bank AG	HSI R Bear CBBC Feb 2011 B	0.360	23,500 per 10,000 units	23,000 per 10,000 units	2011/02/25	300,000,000	2010/08/05
63335	Deutsche Bank AG	HSI R Bear CBBC Feb 2011 C	0.400	23,900 per 10,000 units	23,400 per 10,000 units	2011/02/25	300,000,000	2010/08/05
63336	Deutsche Bank AG	HSI R Bear CBBC Feb 2011 D	0.420	25,100 per 12,000 units	24,600 per 12,000 units	2011/02/25	300,000,000	2010/08/05
63337	Deutsche Bank AG	HSI R Bear CBBC Mar 2011 B	0.400	24,700 per 12,000 units	24,200 per 12,000 units	2011/03/30	300,000,000	2010/08/05
63338	Deutsche Bank AG	HSI R Bear CBBC Mar 2011 C	0.250	25,300 per 40,000 units	24,700 per 40,000 units	2011/03/30	300,000,000	2010/08/05
63339	Deutsche Bank AG	HSI R Bear CBBC Mar 2011 D	0.470	25,500 per 12,000 units	25,000 per 12,000 units	2011/03/30	300,000,000	2010/08/05
63340	UBS AG	BYD Company R Bull CBBC Dec 2010 D	0.250	43.88 per 100 units	48.88 per 100 units	2010/12/20	100,000,000	2010/08/05
63341	UBS AG	HSBC R Bear CBBC Dec 2010 H	0.250	98.88 per 100 units	93.88 per 100 units	2010/12/20	100,000,000	2010/08/05
63342	UBS AG	HSCEI R Bull CBBC Jan 2011 A	0.250	11,000 per 20,000 units	11,500 per 20,000 units	2011/01/28	100,000,000	2010/08/05
63343	UBS AG	HSI R Bull CBBC Nov 2010 R	0.250	20,500 per 10,000 units	21,000 per 10,000 units	2010/11/29	200,000,000	2010/08/05
63113 <sup>4</sup>	RB of Scotland N.V.	DJIA R Bear CBBC Dec 2010 D	0.206	11,250 per 30,000 units	10,850 per 30,000 units	2010/12/17	60,000,000	2010/08/05
63351	Credit Suisse AG	China Mobile R Bear CBBC Dec 2010 A	0.250	96 per 100 units	92 per 100 units	2010/12/20	100,000,000	2010/08/06
63349	Credit Suisse AG	A50 China R Bear CBBC Dec 2010 A	0.250	13.700	13.300	2010/12/20	100,000,000	2010/08/06
63350	Credit Suisse AG	A50 China R Bear CBBC Jan 2011 F	0.250	14.200	13.800	2011/01/17	100,000,000	2010/08/06
63352	Credit Suisse AG	HSBC R Bear CBBC Dec 2010 C	0.250	93 per 100 units	88 per 100 units	2010/12/20	100,000,000	2010/08/06
63347	Credit Suisse AG	TCH R Bull CBBC Dec 2010 A	0.250	132 per 100 units	140 per 100 units	2010/12/20	100,000,000	2010/08/06

## Newly listed callable bull/bear contracts (continued)

Code	Issuer	Name of issue	Issue prices (HK\$)	Strike price (HKD) / Strike level per 10 units	Call price (HKD) / Call level per 10 units	Expiry date	No. of issue (units)	Listing date
63348	Credit Suisse AG	TCH R Bull CBBC Jan 2011 A	0.275	122 per 100 units	130 per 100 units	2011/01/17	100,000,000	2010/08/06
63353	Credit Suisse AG	TCH R Bear CBBC Dec 2010 B	0.280	176 per 100 units	168 per 100 units	2010/12/20	100,000,000	2010/08/06
63355	Deutsche Bank AG	HSI R Bear CBBC Jan 2011 W	0.250	21,800 per 10,000 units	21,300 per 10,000 units	2011/01/28	300,000,000	2010/08/06
63356	Deutsche Bank AG	HSI R Bear CBBC Jan 2011 X	0.280	22,100 per 10,000 units	21,600 per 10,000 units	2011/01/28	300,000,000	2010/08/06
63358	UBS AG	A50 China R Bear CBBC Feb 2011 A	0.250	14.780	14.380	2011/02/14	100,000,000	2010/08/06
63359	UBS AG	A50 China R Bear CBBC Feb 2011 B	0.265	15.280	14.880	2011/02/21	100,000,000	2010/08/06
63357	UBS AG	TCH R Bull CBBC Dec 2010 F	0.250	130.88 per 100 units	138.88 per 100 units	2010/12/20	100,000,000	2010/08/06
63363	BOCI Asia Ltd.	HSI R Bull CBBC Nov 2010 A	0.250	19,500 per 15,000 units	20,000 per 15,000 units	2010/11/29	100,000,000	2010/08/09
63367	BOCI Asia Ltd.	HSI R Bear CBBC Nov 2010 B	0.250	22,500 per 15,000 units	22,000 per 15,000 units	2010/11/29	100,000,000	2010/08/09
63360	BNP Paribas Arbit Issu B.V.	HSI R Bull CBBC Feb 2011 H	0.250	20,100 per 11,000 units	20,600 per 11,000 units	2011/02/25	100,000,000	2010/08/09
63364	BNP Paribas Arbit Issu B.V.	HSI R Bear CBBC Feb 2011 I	0.250	22,100 per 9,000 units	21,600 per 9,000 units	2011/02/25	100,000,000	2010/08/09
63365	BNP Paribas Arbit Issu B.V.	HSI R Bear CBBC Feb 2011 J	0.250	22,400 per 12,000 units	21,900 per 12,000 units	2011/02/25	100,000,000	2010/08/09
63361	BNP Paribas Arbit Issu B.V.	HSI R Bear CBBC Mar 2011 A	0.250	22,700 per 11,000 units	22,200 per 11,000 units	2011/03/30	100,000,000	2010/08/09
63362	BNP Paribas Arbit Issu B.V.	HSI R Bear CBBC Mar 2011 B	0.250	23,100 per 15,000 units	22,600 per 15,000 units	2011/03/30	100,000,000	2010/08/09
63375	Credit Suisse AG	HSI R Bull CBBC Dec 2010 H	0.250	20,900 per 13,000 units	21,400 per 13,000 units	2010/12/30	390,000,000	2010/08/09
63372	Credit Suisse AG	HSI R Bear CBBC Nov 2010 B	0.250	23,200 per 13,000 units	22,700 per 13,000 units	2010/11/29	390,000,000	2010/08/09
63369	Credit Suisse AG	HSI R Bear CBBC Nov 2010 I	0.250	21,700 per 13,000 units	21,200 per 13,000 units	2010/11/29	390,000,000	2010/08/09
63371	Credit Suisse AG	HSI R Bear CBBC Nov 2010 X	0.250	22,500 per 13,000 units	22,000 per 13,000 units	2010/11/29	390,000,000	2010/08/09
63370	Credit Suisse AG	HSI R Bear CBBC Nov 2010 Y	0.250	22,000 per 13,000 units	21,500 per 13,000 units	2010/11/29	390,000,000	2010/08/09
63373	Credit Suisse AG	HSI R Bear CBBC Dec 2010 C	0.250	23,100 per 15,000 units	22,600 per 15,000 units	2010/12/30	390,000,000	2010/08/09
63374	Credit Suisse AG	HSI R Bear CBBC Jan 2011 F	0.250	23,800 per 13,000 units	23,300 per 13,000 units	2011/01/28	390,000,000	2010/08/09
63401	Deutsche Bank AG	HKEX R Bear CBBC Jan 2011 A	0.250	148.88 per 100 units	142.88 per 100 units	2011/01/10	150,000,000	2010/08/09
63399	Deutsche Bank AG	HSI R Bull CBBC Dec 2010 O	0.250	20,900 per 10,000 units	21,400 per 10,000 units	2010/12/30	300,000,000	2010/08/09
63400	Deutsche Bank AG	HSI R Bull CBBC Jan 2011 Z	0.250	20,700 per 12,000 units	21,200 per 12,000 units	2011/01/28	300,000,000	2010/08/09
63368	Deutsche Bank AG	HSI R Bear CBBC Jan 2011 Y	0.250	21,700 per 12,000 units	21,200 per 12,000 units	2011/01/28	300,000,000	2010/08/09
63384	J P Morgan SP BV	HSI R Bull CBBC Nov 2010 G	0.250	20,700 per 15,000 units	21,200 per 15,000 units	2010/11/29	200,000,000	2010/08/09
63388	J P Morgan SP BV	HSI R Bull CBBC Nov 2010 M	0.250	20,900 per 8,000 units	21,400 per 8,000 units	2010/11/29	200,000,000	2010/08/09
63394	J P Morgan SP BV	HSI R Bear CBBC Nov 2010 K	0.250	23,100 per 18,000 units	22,600 per 18,000 units	2010/11/29	200,000,000	2010/08/09
63389	J P Morgan SP BV	HSI R Bear CBBC Nov 2010 L	0.250	22,700 per 10,000 units	22,200 per 10,000 units	2010/11/29	200,000,000	2010/08/09
63392	J P Morgan SP BV	HSI R Bear CBBC Nov 2010 N	0.250	23,000 per 8,000 units	22,500 per 8,000 units	2010/11/29	200,000,000	2010/08/09
63390	J P Morgan SP BV	HSI R Bear CBBC Nov 2010 O	0.250	22,800 per 15,000 units	22,300 per 15,000 units	2010/11/29	200,000,000	2010/08/09
63397	J P Morgan SP BV	HSI R Bear CBBC Nov 2010 R	0.265	23,500 per 8,000 units	23,000 per 8,000 units	2010/11/29	200,000,000	2010/08/09
63395	J P Morgan SP BV	HSI R Bear CBBC Nov 2010 S	0.250	23,300 per 10,000 units	22,800 per 10,000 units	2010/11/29	200,000,000	2010/08/09
63402	KBC Fin Products Int'l Ltd.	HSI R Bull CBBC Nov 2010 G	0.250	20,900 per 8,000 units	21,400 per 8,000 units	2010/11/29	128,000,000	2010/08/09
63403	KBC Fin Products Int'l Ltd.	HSI R Bull CBBC Dec 2010 N	0.250	20,700 per 10,000 units	21,200 per 10,000 units	2010/12/30	128,000,000	2010/08/09
63407	KBC Fin Products Int'l Ltd.	HSI R Bear CBBC Dec 2010 O	0.250	23,000 per 8,000 units	22,500 per 8,000 units	2010/12/30	128,000,000	2010/08/09
63408	KBC Fin Products Int'l Ltd.	HSI R Bear CBBC Dec 2010 P	0.250	22,500 per 10,000 units	22,000 per 10,000 units	2010/12/30	128,000,000	2010/08/09
63406	KBC Fin Products Int'l Ltd.	HSI R Bear CBBC Jan 2011 C	0.290	23,600 per 8,000 units	23,100 per 8,000 units	2011/01/28	128,000,000	2010/08/09
63382	CC Rabobank B.A.	HSI R Bull CBBC Dec 2010 I	0.250	20,900 per 10,000 units	21,400 per 10,000 units	2010/12/30	200,000,000	2010/08/09
63381	CC Rabobank B.A.	HSI R Bull CBBC Dec 2010 N	0.250	20,700 per 10,000 units	21,200 per 10,000 units	2010/12/30	200,000,000	2010/08/09
63387	CC Rabobank B.A.	HSI R Bear CBBC Dec 2010 J	0.250	23,300 per 10,000 units	22,800 per 10,000 units	2010/12/30	200,000,000	2010/08/09
63386	CC Rabobank B.A.	HSI R Bear CBBC Dec 2010 M	0.250	22,800 per 12,000 units	22,300 per 12,000 units	2010/12/30	200,000,000	2010/08/09
63385	CC Rabobank B.A.	HSI R Bear CBBC Dec 2010 O	0.250	22,600 per 12,000 units	22,100 per 12,000 units	2010/12/30	200,000,000	2010/08/09

## Newly listed callable bull/bear contracts (continued)

Code	Issuer	Name of issue	Issue prices (HK\$)	Strike price (HKD) / Strike level per 10 units	Call price (HKD) / Call level per 10 units	Expiry date	No. of issue (units)	Listing date
63383	RB of Scotland N.V.	HSI R Bull CBBC Nov 2010 J	0.250	20,300 per 13,000 units	20,800 per 13,000 units	2010/11/29	250,000,000	2010/08/09
63376	SGA Societe Generale Acceptance N.V.	HSI R Bull CBBC Nov10W	0.250	20,600 per 15,000 units	21,100 per 15,000 units	2010/11/29	300,000,000	2010/08/09
63378	SGA Societe Generale Acceptance N.V.	HSI R Bull CBBC Nov10Y	0.250	20,800 per 10,000 units	21,300 per 10,000 units	2010/11/29	300,000,000	2010/08/09
63377	SGA Societe Generale Acceptance N.V.	HSI R Bull CBBC Nov10Z	0.250	20,700 per 12,000 units	21,200 per 12,000 units	2010/11/29	300,000,000	2010/08/09
63379	UBS AG	HSBC R Bear CBBC Dec 2010 I	0.250	95 per 100 units	90 per 100 units	2010/12/20	100,000,000	2010/08/09
63380	UBS AG	HSI R Bull CBBC Dec 2010 B	0.250	20,900 per 12,000 units	21,400 per 12,000 units	2010/12/30	200,000,000	2010/08/09
63366	UBS AG	HSI R Bear CBBC Dec 2010 Q	0.250	21,700 per 12,000 units	21,200 per 12,000 units	2010/12/30	200,000,000	2010/08/09
63404	Barclays Bank plc	HSI R Bull CBBC Feb 2011 A	0.250	19,700 per 15,000 units	20,200 per 15,000 units	2011/02/25	300,000,000	2010/08/10
63405	Barclays Bank plc	HSI R Bull CBBC Feb 2011 B	0.250	19,900 per 15,000 units	20,400 per 15,000 units	2011/02/25	300,000,000	2010/08/10
63409	Barclays Bank plc	HSI R Bull CBBC Feb 2011 C	0.250	20,100 per 15,000 units	20,600 per 15,000 units	2011/02/25	300,000,000	2010/08/10
63410	Barclays Bank plc	HSI R Bull CBBC Feb 2011 D	0.250	20,300 per 15,000 units	20,800 per 15,000 units	2011/02/25	300,000,000	2010/08/10
63414	Barclays Bank plc	HSI R Bear CBBC Feb 2011 E	0.250	23,000 per 15,000 units	22,500 per 15,000 units	2011/02/25	300,000,000	2010/08/10
63416	BNP Paribas Arbit Issu B.V.	HSI R Bull CBBC Feb 2011 K	0.250	20,300 per 15,000 units	20,800 per 15,000 units	2011/02/25	100,000,000	2010/08/10
63417	BNP Paribas Arbit Issu B.V.	HSI R Bull CBBC Feb 2011 L	0.250	20,700 per 12,000 units	21,200 per 12,000 units	2011/02/25	100,000,000	2010/08/10
63418	BNP Paribas Arbit Issu B.V.	HSI R Bull CBBC Mar 2011 C	0.250	20,500 per 10,000 units	21,000 per 10,000 units	2011/03/30	100,000,000	2010/08/10
63419	BNP Paribas Arbit Issu B.V.	HSI R Bear CBBC Apr 2011 A	0.250	22,900 per 10,000 units	22,400 per 10,000 units	2011/04/28	100,000,000	2010/08/10
63420	BNP Paribas Arbit Issu B.V.	HSI R Bear CBBC Apr 2011 B	0.250	23,300 per 12,000 units	22,800 per 12,000 units	2011/04/28	100,000,000	2010/08/10
63421	BNP Paribas Arbit Issu B.V.	HSI R Bear CBBC May 2011 A	0.250	23,500 per 9,000 units	23,000 per 9,000 units	2011/05/30	100,000,000	2010/08/10
63415	Credit Suisse AG	A50 China R Bear CBBC Dec 2010 B	0.250	15.200	14.800	2010/12/20	100,000,000	2010/08/10
63413	Credit Suisse AG	HKEx R Bear CBBC Nov 2010 B	0.250	148 per 100 units	142 per 100 units	2010/11/29	100,000,000	2010/08/10
63442	Credit Suisse AG	HSI R Bull CBBC Dec 2010 D	0.250	21,000 per 15,000 units	21,500 per 15,000 units	2010/12/30	390,000,000	2010/08/10
63443	Credit Suisse AG	HSI R Bull CBBC Jan 2011 G	0.250	20,500 per 22,000 units	21,000 per 22,000 units	2011/01/28	440,000,000	2010/08/10
63445	Credit Suisse AG	HSI R Bull CBBC Jan 2011 H	0.250	20,700 per 15,000 units	21,200 per 15,000 units	2011/01/28	390,000,000	2010/08/10
63435	Deutsche Bank AG	HSI R Bull CBBC Nov 2010 L	0.250	21,000 per 10,000 units	21,500 per 10,000 units	2010/11/29	300,000,000	2010/08/10
63436	Deutsche Bank AG	HSI R Bull CBBC Feb 2011 G	0.250	20,800 per 12,000 units	21,300 per 12,000 units	2011/02/25	300,000,000	2010/08/10
63425	Deutsche Bank AG	HSI R Bear CBBC Feb 2011 E	0.250	21,900 per 10,000 units	21,418 per 10,000 units	2011/02/25	300,000,000	2010/08/10
63426	Deutsche Bank AG	HSI R Bear CBBC Feb 2011 F	0.250	22,000 per 12,000 units	21,500 per 12,000 units	2011/02/25	300,000,000	2010/08/10
63437	Deutsche Bank AG	HSI R Bear CBBC Feb 2011 H	0.250	23,000 per 12,000 units	22,500 per 12,000 units	2011/02/25	300,000,000	2010/08/10
63438	Deutsche Bank AG	HSI R Bear CBBC Feb 2011 I	0.290	23,300 per 10,000 units	22,800 per 10,000 units	2011/02/25	300,000,000	2010/08/10
63439	Deutsche Bank AG	HSI R Bear CBBC Feb 2011 J	0.380	24,200 per 10,000 units	23,700 per 10,000 units	2011/02/25	300,000,000	2010/08/10
63440	Deutsche Bank AG	HSI R Bear CBBC Feb 2011 K	0.420	24,600 per 10,000 units	24,100 per 10,000 units	2011/02/25	300,000,000	2010/08/10
63441	Deutsche Bank AG	HSI R Bear CBBC Mar 2011 E	0.290	24,500 per 15,000 units	24,050 per 15,000 units	2011/03/30	300,000,000	2010/08/10
63411	HK Bank	HSI R Bull CBBC Jan 2011 A	0.250	20,100 per 10,000 units	20,600 per 10,000 units	2011/01/28	120,000,000	2010/08/10
63412	HK Bank	HSI R Bull CBBC Jan 2011 B	0.250	20,500 per 10,000 units	21,000 per 10,000 units	2011/01/28	120,000,000	2010/08/10
63428	J P Morgan SP BV	HSI R Bull CBBC Nov 2010 Q	0.250	21,000 per 10,000 units	21,500 per 10,000 units	2010/11/29	200,000,000	2010/08/10
63465	KBC Fin Products Int'l Ltd.	HSI R Bear CBBC Jan 2011 D	0.250	23,800 per 10,000 units	23,300 per 10,000 units	2011/01/28	128,000,000	2010/08/10
63466	KBC Fin Products Int'l Ltd.	HSI R Bear CBBC Feb 2011 A	0.250	23,600 per 12,000 units	23,100 per 12,000 units	2011/02/25	128,000,000	2010/08/10
63467	KBC Fin Products Int'l Ltd.	HSI R Bear CBBC Feb 2011 B	0.340	24,000 per 8,000 units	23,500 per 8,000 units	2011/02/25	128,000,000	2010/08/10
63468	KBC Fin Products Int'l Ltd.	HSI R Bear CBBC Feb 2011 C	0.280	24,100 per 10,000 units	23,600 per 10,000 units	2011/02/25	128,000,000	2010/08/10
63469	KBC Fin Products Int'l Ltd.	HSI R Bear CBBC Feb 2011 D	0.340	24,700 per 10,000 units	24,200 per 10,000 units	2011/02/25	108,000,000	2010/08/10
63470	KBC Fin Products Int'l Ltd.	HSI R Bear CBBC Mar 2011 A	0.250	24,300 per 12,000 units	23,800 per 12,000 units	2011/03/30	128,000,000	2010/08/10
63471	KBC Fin Products Int'l Ltd.	HSI R Bear CBBC Mar 2011 B	0.410	24,500 per 8,000 units	24,000 per 8,000 units	2011/03/30	108,000,000	2010/08/10
63452	CC Rabobank B.A.	HSI R Bull CBBC Dec 2010 R	0.250	20,200 per 12,000 units	20,700 per 12,000 units	2010/12/30	200,000,000	2010/08/10



## Newly listed callable bull/bear contracts (continued)

Code	Issuer	Name of issue	Issue prices (HK\$)	Strike price (HKD) / Strike level per 10 units	Call price (HKD) / Call level per 10 units	Expiry date	No. of issue (units)	Listing date
63453	CC Rabobank B.A.	HSI R Bull CBBC Dec 2010 U	0.250	20,400 per 12,000 units	20,900 per 12,000 units	2010/12/30	200,000,000	2010/08/10
63457	CC Rabobank B.A.	HSI R Bear CBBC Dec 2010 T	0.250	22,100 per 10,000 units	21,600 per 10,000 units	2010/12/30	200,000,000	2010/08/10
63458	CC Rabobank B.A.	HSI R Bear CBBC Dec 2010 V	0.250	23,000 per 12,000 units	22,500 per 12,000 units	2010/12/30	200,000,000	2010/08/10
63459	CC Rabobank B.A.	HSI R Bear CBBC Dec 2010 W	0.250	23,200 per 12,000 units	22,700 per 12,000 units	2010/12/30	200,000,000	2010/08/10
63454	RB of Scotland N.V.	COVS R Bull CBBC Dec 2010 C	0.257	15.080	16.280	2010/12/10	80,000,000	2010/08/10
63455	RB of Scotland N.V.	COVS R Bull CBBC Dec 2010 D	0.250	15.680	16.880	2010/12/10	80,000,000	2010/08/10
63461	RB of Scotland N.V.	COVS R Bear CBBC Dec 2010 E	0.253	19.880	18.680	2010/12/10	80,000,000	2010/08/10
63462	RB of Scotland N.V.	COVS R Bear CBBC Dec 2010 F	0.307	20.480	19.280	2010/12/10	80,000,000	2010/08/10
63429	RB of Scotland N.V.	DJIA R Bull CBBC Dec 2010 E	0.250	9,350 per 60,000 units	9,750 per 60,000 units	2010/12/17	60,000,000	2010/08/10
63430	RB of Scotland N.V.	DJIA R Bull CBBC Dec 2010 F	0.250	9,600 per 60,000 units	10,000 per 60,000 units	2010/12/17	60,000,000	2010/08/10
63431	RB of Scotland N.V.	HSCEI R Bull CBBC Nov 2010 C	0.250	11,100 per 10,000 units	11,600 per 10,000 units	2010/11/29	250,000,000	2010/08/10
63432	RB of Scotland N.V.	HSI R Bear CBBC Nov 2010 K	0.250	23,100 per 13,000 units	22,600 per 13,000 units	2010/11/29	250,000,000	2010/08/10
63433	RB of Scotland N.V.	HSI R Bear CBBC Nov 2010 L	0.250	23,300 per 13,000 units	22,800 per 13,000 units	2010/11/29	250,000,000	2010/08/10
63434	RB of Scotland N.V.	HSI R Bear CBBC Nov 2010 M	0.250	23,500 per 13,000 units	23,000 per 13,000 units	2010/11/29	250,000,000	2010/08/10
63456	RB of Scotland N.V.	Jiangxi Copper R Bull CBBC Dec 2010 B	0.316	14.280	15.480	2010/12/29	80,000,000	2010/08/10
63460	RB of Scotland N.V.	Jiangxi Copper R Bull CBBC Dec 2010 C	0.257	14.880	16.080	2010/12/29	80,000,000	2010/08/10
63463	RB of Scotland N.V.	Jiangxi Copper R Bear CBBC Dec 2010 D	0.251	19.680	18.480	2010/12/29	80,000,000	2010/08/10
63464	RB of Scotland N.V.	Jiangxi Copper R Bear CBBC Dec 2010 E	0.311	20.280	19.080	2010/12/29	80,000,000	2010/08/10
63444	UBS AG	HKEx R Bull CBBC Dec 2010 D	0.250	122.88 per 100 units	128.88 per 100 units	2010/12/28	100,000,000	2010/08/10
63447	UBS AG	HSI R Bull CBBC Nov 2010 S	0.250	21,000 per 10,000 units	21,500 per 10,000 units	2010/11/29	200,000,000	2010/08/10
63446	UBS AG	HSI R Bull CBBC Jan 2011 Y	0.250	20,700 per 12,000 units	21,200 per 12,000 units	2011/01/28	200,000,000	2010/08/10
63448	UBS AG	HSI R Bull CBBC Apr 2011 A	0.250	20,800 per 38,000 units	21,300 per 38,000 units	2011/04/28	300,000,000	2010/08/10
63422	UBS AG	HSI R Bear CBBC Dec 2010 D	0.250	23,500 per 10,000 units	23,000 per 10,000 units	2010/12/30	200,000,000	2010/08/10
63451	UBS AG	HSI R Bear CBBC Jan 2011 A	0.300	24,500 per 10,000 units	24,000 per 10,000 units	2011/01/28	200,000,000	2010/08/10
63423	UBS AG	HSI R Bear CBBC Jan 2011 X	0.250	22,000 per 15,000 units	21,500 per 15,000 units	2011/01/28	200,000,000	2010/08/10
63450	UBS AG	HSI R Bear CBBC Jan 2011 Z	0.270	24,200 per 10,000 units	23,700 per 10,000 units	2011/01/28	200,000,000	2010/08/10
63449	UBS AG	HSI R Bear CBBC Mar 2011 C	0.250	24,500 per 15,000 units	24,000 per 15,000 units	2011/03/30	200,000,000	2010/08/10
62737 <sup>#</sup>	HK Bank	HSI R Bear CBBC Dec 2010 J	0.097	24,000 per 28,000 units	23,500 per 28,000 units	2010/12/30	200,000,000	2010/08/10
62226 <sup>#</sup>	RB of Scotland N.V.	DJIA R Bear CBBC Sep 2010 O	0.188	11,350 per 30,000 units	10,950 per 30,000 units	2010/09/17	60,000,000	2010/08/10
63486	Deutsche Bank AG	China Mobile R Bear CBBC Jan 2011 A	0.250	93.88 per 100 units	89.88 per 100 units	2011/01/17	150,000,000	2010/08/11
63485	Deutsche Bank AG	CC Bank R Bear CBBC Jan 2011 A	0.250	8.080	7.680	2011/01/24	150,000,000	2010/08/11
63487	Deutsche Bank AG	ICBC R Bull CBBC Jan 2011 A	0.250	4.980	5.380	2011/01/24	150,000,000	2010/08/11
63491	Deutsche Bank AG	ICBC R Bear CBBC Jan 2011 B	0.250	7.180	6.780	2011/01/31	150,000,000	2010/08/11
63484	KBC Fin Products Int'l Ltd.	HSI R Bull CBBC Dec 2010 Q	0.250	21,000 per 12,000 units	21,500 per 12,000 units	2010/12/30	128,000,000	2010/08/11
63490	RB of Scotland N.V.	China Mobile R Bull CBBC Dec 2010 A	0.250	72.28 per 100 units	76.28 per 100 units	2010/12/22	80,000,000	2010/08/11
63494	RB of Scotland N.V.	China Mobile R Bear CBBC Dec 2010 B	0.250	92.28 per 100 units	88.28 per 100 units	2010/12/22	80,000,000	2010/08/11
63488	RB of Scotland N.V.	CC Bank R Bull CBBC Dec 2010 A	0.250	5.380	5.880	2010/12/28	80,000,000	2010/08/11
63489	RB of Scotland N.V.	CC Bank R Bull CBBC Dec 2010 B	0.250	5.880	6.380	2010/12/28	80,000,000	2010/08/11
63493	RB of Scotland N.V.	CC Bank R Bear CBBC Dec 2010 C	0.250	7.880	7.380	2010/12/28	80,000,000	2010/08/11
63492	RB of Scotland N.V.	HKEx R Bull CBBC Dec 2010 B	0.250	114.80 per 100 units	120.80 per 100 units	2010/12/13	80,000,000	2010/08/11
63495	RB of Scotland N.V.	HKEx R Bear CBBC Dec 2010 C	0.250	146.80 per 100 units	140.80 per 100 units	2010/12/13	80,000,000	2010/08/11
63472	SGA Societe Generale Acceptance N.V.	HSI R Bull CBBC Nov10I	0.250	20,900 per 15,000 units	21,400 per 15,000 units	2010/11/29	300,000,000	2010/08/11
63478	SGA Societe Generale Acceptance N.V.	HSI R Bear CBBC Nov10P	0.250	22,100 per 15,000 units	21,600 per 15,000 units	2010/11/29	300,000,000	2010/08/11

## Newly listed callable bull/bear contracts (continued)

Code	Issuer	Name of issue	Issue prices (HK\$)	Strike price (HKD) / Strike level per 10 units	Call price (HKD) / Call level per 10 units	Expiry date	No. of issue (units)	Listing date
63477	SGA Societe Generale Acceptance N.V.	HSI R Bear CBBC Nov10Q	0.250	22,000 per 10,000 units	21,500 per 10,000 units	2010/11/29	300,000,000	2010/08/11
63481	UBS AG	HSI R Bull CBBC Dec 2010 I	0.250	20,600 per 10,000 units	21,100 per 10,000 units	2010/12/30	200,000,000	2010/08/11
63482	UBS AG	HSI R Bull CBBC Dec 2010 N	0.250	20,800 per 10,000 units	21,300 per 10,000 units	2010/12/30	200,000,000	2010/08/11
63483	UBS AG	HSI R Bull CBBC Feb 2011 L	0.250	21,000 per 15,000 units	21,500 per 15,000 units	2011/02/25	200,000,000	2010/08/11
63473	UBS AG	HSI R Bear CBBC Nov 2010 Y	0.250	22,100 per 12,000 units	21,600 per 12,000 units	2010/11/29	200,000,000	2010/08/11
63474	UBS AG	HSI R Bear CBBC Dec 2010 Z	0.250	22,000 per 10,000 units	21,500 per 10,000 units	2010/12/30	200,000,000	2010/08/11
63479	UBS AG	SHK Ppt R Bear CBBC Jan 2011 B	0.250	141.88 per 100 units	133.88 per 100 units	2011/01/17	100,000,000	2010/08/11
63480	UBS AG	TCH R Bull CBBC Dec 2010 G	0.250	135.88 per 100 units	143.88 per 100 units	2010/12/28	100,000,000	2010/08/11
63508	Deutsche Bank AG	HSCEI R Bull CBBC Dec 2010 A	0.250	10,600 per 10,000 units	11,000 per 10,000 units	2010/12/30	150,000,000	2010/08/12
63509	Deutsche Bank AG	HSCEI R Bull CBBC Dec 2010 B	0.250	11,100 per 8,000 units	11,500 per 8,000 units	2010/12/30	150,000,000	2010/08/12
63512	Deutsche Bank AG	HSCEI R Bear CBBC Dec 2010 C	0.250	13,000 per 8,000 units	12,600 per 8,000 units	2010/12/30	150,000,000	2010/08/12
63516	Deutsche Bank AG	HSCEI R Bear CBBC Dec 2010 D	0.250	13,500 per 10,000 units	13,100 per 10,000 units	2010/12/30	150,000,000	2010/08/12
63507	Deutsche Bank AG	HSI R Bull CBBC Mar 2011 F	0.250	20,000 per 40,000 units	20,500 per 40,000 units	2011/03/30	300,000,000	2010/08/12
63519	Deutsche Bank AG	HSI R Bull CBBC Mar 2011 G	0.270	19,150 per 20,000 units	19,650 per 20,000 units	2011/03/30	300,000,000	2010/08/12
63520	Deutsche Bank AG	HSI R Bull CBBC Mar 2011 H	0.250	20,150 per 20,000 units	20,650 per 20,000 units	2011/03/30	300,000,000	2010/08/12
63524	Deutsche Bank AG	HSI R Bear CBBC Mar 2011 I	0.250	23,150 per 20,000 units	22,650 per 20,000 units	2011/03/30	300,000,000	2010/08/12
63526	Deutsche Bank AG	HSI R Bear CBBC Mar 2011 J	0.290	24,150 per 20,000 units	23,650 per 20,000 units	2011/03/30	300,000,000	2010/08/12
63497	HK Bank	China Mobile R Bull CBBC Jan 2011 B	0.250	72.88 per 100 units	75.88 per 100 units	2011/01/20	80,000,000	2010/08/12
63503	HK Bank	China Mobile R Bear CBBC Jan 2011 C	0.250	93.28 per 100 units	90.28 per 100 units	2011/01/20	80,000,000	2010/08/12
63496	HK Bank	CC Bank R Bull CBBC Jan 2011 B	0.250	5.980	6.280	2011/01/28	80,000,000	2010/08/12
63502	HK Bank	CC Bank R Bear CBBC Dec 2010 A	0.250	7.980	7.680	2010/12/22	80,000,000	2010/08/12
63498	HK Bank	China Shenhua R Bull CBBC Jan 2011 A	0.250	26.18 per 100 units	28.18 per 100 units	2011/01/07	80,000,000	2010/08/12
63501	HK Bank	A50 R Bull CBBC Feb 2011 A	0.250	11.500	11.800	2011/02/18	100,000,000	2010/08/12
63506	HK Bank	A50 R Bear CBBC Feb 2011 B	0.250	13.480	13.180	2011/02/18	100,000,000	2010/08/12
63499	HK Bank	ICBC R Bull CBBC Dec 2010 B	0.250	5.080	5.380	2010/12/20	80,000,000	2010/08/12
63504	HK Bank	ICBC R Bear CBBC Jan 2011 B	0.250	7.180	6.880	2011/01/18	80,000,000	2010/08/12
63500	HK Bank	TCH R Bull CBBC Feb 2011 A	0.250	129.88 per 100 units	134.88 per 100 units	2011/02/08	80,000,000	2010/08/12
63505	HK Bank	TCH R Bear CBBC Dec 2010 A	0.250	173.28 per 100 units	168.28 per 100 units	2010/12/22	80,000,000	2010/08/12
63510	UBS AG	China Mobile R Bull CBBC Dec 2010 D	0.250	72.88 per 100 units	76.88 per 100 units	2010/12/13	100,000,000	2010/08/12
63511	UBS AG	COVS R Bear CBBC Jan 2011 A	0.250	18.880	17.880	2011/01/03	50,000,000	2010/08/12
63517	UBS AG	COVS R Bear CBBC Jan 2011 B	0.345	19.880	18.880	2011/01/24	50,000,000	2010/08/12
63518	UBS AG	A50 China R Bear CBBC Jan 2011 I	0.250	13.280	12.880	2011/01/03	100,000,000	2010/08/12
63531	Credit Suisse AG	HSI R Bull CBBC Nov 2010 V	0.250	21,100 per 13,000 units	21,600 per 13,000 units	2010/11/29	390,000,000	2010/08/13
63533	Credit Suisse AG	HSI R Bear CBBC Nov 2010 E	0.250	22,200 per 15,000 units	21,700 per 15,000 units	2010/11/29	390,000,000	2010/08/13
63532	Deutsche Bank AG	HSI R Bull CBBC Dec 2010 R	0.250	21,100 per 12,000 units	21,600 per 12,000 units	2010/12/30	300,000,000	2010/08/13
63530	Deutsche Bank AG	HSI R Bear CBBC Jan 2011 B	0.250	22,100 per 10,000 units	21,600 per 10,000 units	2011/01/28	300,000,000	2010/08/13
63536	J P Morgan SP BV	HSI R Bull CBBC Nov 2010 D	0.250	21,166 per 12,000 units	21,666 per 12,000 units	2010/11/29	200,000,000	2010/08/13
63535	J P Morgan SP BV	HSI R Bull CBBC Nov 2010 P	0.265	21,100 per 15,000 units	21,600 per 15,000 units	2010/11/29	200,000,000	2010/08/13
63538	J P Morgan SP BV	HSI R Bear CBBC Nov 2010 T	0.250	23,800 per 15,000 units	23,300 per 15,000 units	2010/11/29	200,000,000	2010/08/13
63537	J P Morgan SP BV	HSI R Bear CBBC Nov 2010 U	0.250	23,700 per 10,000 units	23,200 per 10,000 units	2010/11/29	200,000,000	2010/08/13
63539	J P Morgan SP BV	HSI R Bear CBBC Dec 2010 A	0.295	24,000 per 8,000 units	23,500 per 8,000 units	2010/12/30	200,000,000	2010/08/13
63540	J P Morgan SP BV	HSI R Bear CBBC Dec 2010 B	0.250	24,300 per 28,000 units	23,800 per 28,000 units	2010/12/30	200,000,000	2010/08/13
63541	J P Morgan SP BV	HSI R Bear CBBC Jan 2011 A	0.250	24,500 per 38,000 units	24,000 per 38,000 units	2011/01/28	200,000,000	2010/08/13

## Newly listed callable bull/bear contracts (continued)

Code	Issuer	Name of issue	Issue prices (HK\$)	Strike price (HKD) / Strike level per 10 units	Call price (HKD) / Call level per 10 units	Expiry date	No. of issue (units)	Listing date
63554	KBC Fin Products Int'l Ltd.	HSI R Bull CBBC Nov 2010 H	0.250	21,100 per 8,000 units	21,600 per 8,000 units	2010/11/29	128,000,000	2010/08/13
63521	SGA Societe Generale Acceptance N.V.	HSI R Bull CBBC Nov10O	0.250	21,000 per 12,000 units	21,500 per 12,000 units	2010/11/29	300,000,000	2010/08/13
63534	SGA Societe Generale Acceptance N.V.	HSI R Bull CBBC Nov10R	0.250	21,100 per 10,000 units	21,600 per 10,000 units	2010/11/29	300,000,000	2010/08/13
63527	SGA Societe Generale Acceptance N.V.	HSI R Bear CBBC Jan11A	0.250	23,600 per 15,000 units	23,100 per 15,000 units	2011/01/28	300,000,000	2010/08/13
63528	SGA Societe Generale Acceptance N.V.	HSI R Bear CBBC Jan11B	0.280	23,700 per 12,000 units	23,200 per 12,000 units	2011/01/28	300,000,000	2010/08/13
63529	SGA Societe Generale Acceptance N.V.	HSI R Bear CBBC Jan11C	0.350	23,800 per 10,000 units	23,300 per 10,000 units	2011/01/28	300,000,000	2010/08/13
63543	UBS AG	China Mobile R Bull CBBC Dec 2010 E	0.250	74.88 per 100 units	78.88 per 100 units	2010/12/20	100,000,000	2010/08/13
63552	UBS AG	HSCEI R Bull CBBC Jan 2011 B	0.250	11,300 per 12,000 units	11,800 per 12,000 units	2011/01/28	100,000,000	2010/08/13
63555	UBS AG	HSI R Bull CBBC Nov 2010 Z	0.250	21,100 per 12,000 units	21,600 per 12,000 units	2010/11/29	200,000,000	2010/08/13
63551	UBS AG	HSI R Bear CBBC Nov 2010 N	0.250	22,200 per 10,000 units	21,700 per 10,000 units	2010/11/29	200,000,000	2010/08/13
63544	UBS AG	Hutchison R Bull CBBC Dec 2010 B	0.250	45 per 100 units	50 per 100 units	2010/12/20	100,000,000	2010/08/13
63547	UBS AG	Hutchison R Bear CBBC Dec 2010 C	0.250	70 per 100 units	65 per 100 units	2010/12/20	100,000,000	2010/08/13
63542	UBS AG	Jiangxi Copper R Bull CBBC Dec 2010 D	0.250	15.180	16.380	2010/12/20	50,000,000	2010/08/13
63546	UBS AG	Jiangxi Copper R Bear CBBC Dec 2010 E	0.250	19.580	18.380	2010/12/20	50,000,000	2010/08/13
63545	UBS AG	Jiangxi Copper R Bear CBBC Jan 2011 A	0.325	20.580	19.380	2011/01/10	50,000,000	2010/08/13
61642 <sup>*</sup>	HK Bank	HSI R Bear CBBC Sep 2010 G	0.068	22,600 per 13,000 units	22,100 per 13,000 units	2010/09/29	150,000,000	2010/08/13
63569	Credit Suisse AG	HSI R Bull CBBC Jan 2011 I	0.250	20,800 per 22,000 units	21,300 per 22,000 units	2011/01/28	440,000,000	2010/08/16
63570	Credit Suisse AG	HSI R Bull CBBC Jan 2011 J	0.250	21,300 per 15,000 units	21,800 per 15,000 units	2011/01/28	390,000,000	2010/08/16
63571	Credit Suisse AG	HSI R Bear CBBC Nov 2010 Z	0.250	22,300 per 13,000 units	21,800 per 13,000 units	2010/11/29	390,000,000	2010/08/16
63574	Credit Suisse AG	HSI R Bear CBBC Jan 2011 K	0.250	24,300 per 15,000 units	23,800 per 15,000 units	2011/01/28	390,000,000	2010/08/16
63565	Deutsche Bank AG	HSI R Bull CBBC Feb 2011 L	0.270	21,300 per 10,000 units	21,800 per 10,000 units	2011/02/25	300,000,000	2010/08/16
63567	Deutsche Bank AG	HSI R Bear CBBC Nov 2010 U	0.250	22,300 per 10,000 units	21,808 per 10,000 units	2010/11/29	300,000,000	2010/08/16
63557	Deutsche Bank AG	HSI R Bear CBBC Dec 2010 U	0.250	22,200 per 12,000 units	21,700 per 12,000 units	2010/12/30	300,000,000	2010/08/16
63572	J P Morgan SP BV	HSI R Bull CBBC Nov 2010 B	0.250	21,300 per 8,000 units	21,800 per 8,000 units	2010/11/29	200,000,000	2010/08/16
63575	KBC Fin Products Int'l Ltd.	HSI R Bull CBBC Nov 2010 L	0.250	21,300 per 10,000 units	21,800 per 10,000 units	2010/11/29	128,000,000	2010/08/16
63558	KBC Fin Products Int'l Ltd.	HSI R Bear CBBC Nov 2010 F	0.250	22,300 per 10,000 units	21,800 per 10,000 units	2010/11/29	128,000,000	2010/08/16
63562	CC Rabobank B.A.	HSI R Bear CBBC Dec 2010 F	0.250	23,400 per 12,000 units	22,900 per 12,000 units	2010/12/30	200,000,000	2010/08/16
63564	CC Rabobank B.A.	HSI R Bear CBBC Dec 2010 Q	0.250	23,500 per 10,000 units	23,000 per 10,000 units	2010/12/30	200,000,000	2010/08/16
63568	RB of Scotland N.V.	HSI R Bull CBBC Nov 2010 N	0.250	20,500 per 13,000 units	21,000 per 13,000 units	2010/11/29	250,000,000	2010/08/16
63556	SGA Societe Generale Acceptance N.V.	HSI R Bear CBBC Nov10N	0.250	22,200 per 12,000 units	21,700 per 12,000 units	2010/11/29	300,000,000	2010/08/16
63560	UBS AG	Sinopec Corp R Bull CBBC Dec 2010 C	0.250	5.480	5.880	2010/12/06	100,000,000	2010/08/16
63559	UBS AG	HSI R Bull CBBC Jan 2011 B	0.250	21,300 per 12,000 units	21,800 per 12,000 units	2011/01/28	200,000,000	2010/08/16
63563	UBS AG	HSI R Bear CBBC Jan 2011 C	0.325	25,000 per 10,000 units	24,500 per 10,000 units	2011/01/28	200,000,000	2010/08/16
63573	UBS AG	HSI R Bear CBBC Jan 2011 D	0.250	22,300 per 12,000 units	21,800 per 12,000 units	2011/01/28	200,000,000	2010/08/16
63561	UBS AG	HSI R Bear CBBC Apr 2011 B	0.250	25,000 per 15,000 units	24,500 per 15,000 units	2011/04/28	200,000,000	2010/08/16
62064 <sup>#</sup>	UBS AG	Hutchison R Bull CBBC Dec 2010 A	0.239	38.88 per 100 units	43.88 per 100 units	2010/12/06	100,000,000	2010/08/16
63588	Credit Suisse AG	HSI R Bull CBBC Dec 2010 F	0.250	20,100 per 10,000 units	20,600 per 10,000 units	2010/12/30	400,000,000	2010/08/17
63590	Credit Suisse AG	HSI R Bear CBBC Nov 2010 S	0.250	22,400 per 10,000 units	21,900 per 10,000 units	2010/11/29	400,000,000	2010/08/17
63589	Credit Suisse AG	HSI R Bear CBBC Nov 2010 U	0.250	22,000 per 13,000 units	21,500 per 13,000 units	2010/11/29	390,000,000	2010/08/17
63591	Deutsche Bank AG	HSI R Bull CBBC Nov 2010 J	0.250	21,000 per 10,000 units	21,500 per 10,000 units	2010/11/29	300,000,000	2010/08/17
63592	Deutsche Bank AG	HSI R Bear CBBC Dec 2010 D	0.250	22,000 per 12,000 units	21,500 per 12,000 units	2010/12/30	300,000,000	2010/08/17
63593	J P Morgan SP BV	HSI R Bear CBBC Nov 2010 Q	0.250	22,000 per 8,000 units	21,500 per 8,000 units	2010/11/29	200,000,000	2010/08/17
63594	J P Morgan SP BV	HSI R Bear CBBC Dec 2010 C	0.250	22,100 per 10,000 units	21,600 per 10,000 units	2010/12/30	200,000,000	2010/08/17

## Newly listed callable bull/bear contracts (continued)

Code	Issuer	Name of issue	Issue prices (HK\$)	Strike price (HKD) / Strike level per 10 units	Call price (HKD) / Call level per 10 units	Expiry date	No. of issue (units)	Listing date
63595	J P Morgan SP BV	HSI R Bear CBBC Dec 2010 D	0.250	22,300 per 8,000 units	21,800 per 8,000 units	2010/12/30	200,000,000	2010/08/17
63596	KBC Fin Products Int'l Ltd.	HSI R Bear CBBC Nov 2010 N	0.250	22,000 per 8,000 units	21,500 per 8,000 units	2010/11/29	128,000,000	2010/08/17
63587	CC Rabobank B.A.	HSI R Bear CBBC Dec 2010 D	0.250	22,300 per 10,000 units	21,800 per 10,000 units	2010/12/30	200,000,000	2010/08/17
63586	CC Rabobank B.A.	HSI R Bear CBBC Dec 2010 G	0.250	22,100 per 10,000 units	21,600 per 10,000 units	2010/12/30	200,000,000	2010/08/17
63579	RB of Scotland N.V.	DJIA R Bear CBBC Dec 2010 G	0.251	11,400 per 30,000 units	11,000 per 30,000 units	2010/12/17	40,000,000	2010/08/17
63580	RB of Scotland N.V.	DJIA R Bear CBBC Dec 2010 H	0.251	11,550 per 30,000 units	11,150 per 30,000 units	2010/12/17	40,000,000	2010/08/17
63581	RB of Scotland N.V.	DJIA R Bear CBBC Dec 2010 I	0.286	11,700 per 30,000 units	11,300 per 30,000 units	2010/12/17	80,000,000	2010/08/17
63582	RB of Scotland N.V.	DJIA R Bear CBBC Dec 2010 J	0.250	11,850 per 60,000 units	11,450 per 60,000 units	2010/12/17	80,000,000	2010/08/17
63583	RB of Scotland N.V.	DJIA R Bear CBBC Dec 2010 K	0.250	12,000 per 60,000 units	11,600 per 60,000 units	2010/12/17	80,000,000	2010/08/17
63584	UBS AG	HSI R Bull CBBC Nov 2010 S	0.250	21,000 per 10,000 units	21,500 per 10,000 units	2010/11/29	200,000,000	2010/08/17
63578	UBS AG	HSI R Bull CBBC Dec 2010 L	0.250	21,200 per 10,000 units	21,700 per 10,000 units	2010/12/30	200,000,000	2010/08/17
63585	UBS AG	HSI R Bear CBBC Jan 2011 H	0.250	22,000 per 15,000 units	21,500 per 15,000 units	2011/01/28	200,000,000	2010/08/17
63576	UBS AG	TCH R Bull CBBC Dec 2010 H	0.250	140.88 per 100 units	148.88 per 100 units	2010/12/20	100,000,000	2010/08/17
63599	Credit Suisse AG	HSI R Bull CBBC Nov 2010 T	0.250	20,600 per 10,000 units	21,100 per 10,000 units	2010/11/29	400,000,000	2010/08/18
63600	Credit Suisse AG	HSI R Bull CBBC Jan 2011 L	0.250	20,900 per 15,000 units	21,400 per 15,000 units	2011/01/28	390,000,000	2010/08/18
63609	Credit Suisse AG	HSI R Bear CBBC Nov 2010 M	0.250	21,800 per 15,000 units	21,300 per 15,000 units	2010/11/29	390,000,000	2010/08/18
63603	Credit Suisse AG	HSI R Bear CBBC Nov 2010 O	0.250	22,100 per 10,000 units	21,600 per 10,000 units	2010/11/29	400,000,000	2010/08/18
63608	Deutsche Bank AG	HSI R Bull CBBC Dec 2010 S	0.250	20,800 per 10,000 units	21,300 per 10,000 units	2010/12/30	300,000,000	2010/08/18
63615	Deutsche Bank AG	HSI R Bear CBBC Jan 2011 D	0.250	21,800 per 10,000 units	21,300 per 10,000 units	2011/01/28	300,000,000	2010/08/18
63616	J P Morgan SP BV	HSI R Bear CBBC Dec 2010 E	0.250	21,800 per 15,000 units	21,300 per 15,000 units	2010/12/30	200,000,000	2010/08/18
63617	J P Morgan SP BV	HSI R Bear CBBC Dec 2010 F	0.250	21,900 per 10,000 units	21,400 per 10,000 units	2010/12/30	200,000,000	2010/08/18
63607	KBC Fin Products Int'l Ltd.	HSI R Bull CBBC Dec 2010 R	0.250	20,800 per 8,000 units	21,300 per 8,000 units	2010/12/30	128,000,000	2010/08/18
63606	RB of Scotland N.V.	DJIA R Bull CBBC Dec 2010 L	0.250	9,100 per 60,000 units	9,500 per 60,000 units	2010/12/17	80,000,000	2010/08/18
63605	SGA Societe Generale Acceptance N.V.	HSI R Bear CBBC Nov10P	0.250	22,100 per 15,000 units	21,600 per 15,000 units	2010/11/29	300,000,000	2010/08/18
63604	SGA Societe Generale Acceptance N.V.	HSI R Bear CBBC Nov10Q	0.250	22,000 per 10,000 units	21,500 per 10,000 units	2010/11/29	300,000,000	2010/08/18
63602	SGA Societe Generale Acceptance N.V.	HSI R Bear CBBC Nov10U	0.250	21,900 per 12,000 units	21,400 per 12,000 units	2010/11/29	300,000,000	2010/08/18
63598	SGA Societe Generale Acceptance N.V.	HSI R Bear CBBC Nov10X	0.250	22,300 per 10,000 units	21,800 per 10,000 units	2010/11/29	300,000,000	2010/08/18
63611	UBS AG	HKEs R Bear CBBC Dec 2010 E	0.250	139.88 per 100 units	133.88 per 100 units	2010/12/20	100,000,000	2010/08/18
63601	UBS AG	HSI R Bull CBBC Dec 2010 S	0.250	20,900 per 12,000 units	21,400 per 12,000 units	2010/12/30	200,000,000	2010/08/18
63612	UBS AG	HSI R Bear CBBC Dec 2010 K	0.250	22,000 per 10,000 units	21,500 per 10,000 units	2010/12/30	200,000,000	2010/08/18
63613	UBS AG	HSI R Bear CBBC Jan 2011 J	0.250	21,800 per 10,000 units	21,300 per 10,000 units	2011/01/28	200,000,000	2010/08/18
63610	UBS AG	Hutchison R Bull CBBC Jan 2011 A	0.250	50 per 100 units	55 per 100 units	2011/01/03	100,000,000	2010/08/18
63614	UBS AG	Hutchison R Bear CBBC Jan 2011 B	0.250	75 per 100 units	70 per 100 units	2011/01/03	100,000,000	2010/08/18
63654	Credit Suisse AG	China Mobile R Bear CBBC Jan 2011 A	0.250	102 per 100 units	98 per 100 units	2011/01/17	100,000,000	2010/08/19
63651	Credit Suisse AG	A50 China R Bear CBBC Dec 2010 C	0.250	13.200	12.800	2010/12/20	100,000,000	2010/08/19
63622	Credit Suisse AG	HSI R Bull CBBC Jan 2011 M	0.250	20,700 per 15,000 units	21,200 per 15,000 units	2011/01/28	390,000,000	2010/08/19
63649	Credit Suisse AG	HSI R Bear CBBC Nov 2010 I	0.250	21,900 per 15,000 units	21,400 per 15,000 units	2010/11/29	390,000,000	2010/08/19
63635	Credit Suisse AG	HSI R Bear CBBC Nov 2010 Y	0.250	21,500 per 15,000 units	21,000 per 15,000 units	2010/11/29	390,000,000	2010/08/19
63657	Deutsche Bank AG	HSCEI R Bull CBBC Dec 2010 E	0.270	10,100 per 8,000 units	10,500 per 8,000 units	2010/12/30	150,000,000	2010/08/19
63658	Deutsche Bank AG	HSCEI R Bear CBBC Dec 2010 F	0.250	12,500 per 8,000 units	12,100 per 8,000 units	2010/12/30	150,000,000	2010/08/19
63627	Deutsche Bank AG	HSI R Bull CBBC Jan 2011 G	0.250	20,700 per 12,000 units	21,200 per 12,000 units	2011/01/28	300,000,000	2010/08/19
63628	Deutsche Bank AG	HSI R Bull CBBC Feb 2011 M	0.260	20,500 per 12,000 units	21,000 per 12,000 units	2011/02/25	300,000,000	2010/08/19
63629	Deutsche Bank AG	HSI R Bear CBBC Dec 2010 Z	0.250	21,700 per 12,000 units	21,200 per 12,000 units	2010/12/30	300,000,000	2010/08/19

## Newly listed callable bull/bear contracts (continued)

Code	Issuer	Name of issue	Issue prices (HK\$)	Strike price (HKD) / Strike level per 10 units	Call price (HKD) / Call level per 10 units	Expiry date	No. of issue (units)	Listing date
63630	Deutsche Bank AG	HSI R Bear CBBC Jan 2011 H	0.260	21,500 per 10,000 units	21,000 per 10,000 units	2011/01/28	300,000,000	2010/08/19
63631	Deutsche Bank AG	HSI R Bear CBBC Feb 2011 N	0.260	21,900 per 15,000 units	21,400 per 15,000 units	2011/02/25	300,000,000	2010/08/19
63620	HK Bank	HSI R Bear CBBC Jan 2011 C	0.250	22,000 per 25,000 units	21,500 per 25,000 units	2011/01/28	150,000,000	2010/08/19
63621	HK Bank	HSI R Bear CBBC Jan 2011 D	0.250	22,300 per 12,000 units	21,800 per 12,000 units	2011/01/28	150,000,000	2010/08/19
63632	J P Morgan SP BV	HSI R Bear CBBC Dec 2010 G	0.250	21,500 per 8,000 units	21,000 per 8,000 units	2010/12/30	200,000,000	2010/08/19
63633	J P Morgan SP BV	HSI R Bear CBBC Dec 2010 H	0.250	21,600 per 10,000 units	21,100 per 10,000 units	2010/12/30	200,000,000	2010/08/19
63634	J P Morgan SP BV	HSI R Bear CBBC Dec 2010 I	0.250	21,700 per 8,000 units	21,200 per 8,000 units	2010/12/30	200,000,000	2010/08/19
63647	KBC Fin Products Int'l Ltd.	HSI R Bull CBBC Dec 2010 U	0.250	20,500 per 10,000 units	21,000 per 10,000 units	2010/12/30	128,000,000	2010/08/19
63648	KBC Fin Products Int'l Ltd.	HSI R Bull CBBC Dec 2010 V	0.250	20,600 per 12,000 units	21,100 per 12,000 units	2010/12/30	128,000,000	2010/08/19
63625	KBC Fin Products Int'l Ltd.	HSI R Bear CBBC Dec 2010 S	0.250	21,500 per 8,000 units	21,000 per 8,000 units	2010/12/30	128,000,000	2010/08/19
63626	KBC Fin Products Int'l Ltd.	HSI R Bear CBBC Dec 2010 T	0.250	21,800 per 10,000 units	21,300 per 10,000 units	2010/12/30	128,000,000	2010/08/19
63618	Macquarie Bank Ltd.	HSI R Bull CBBC Dec 2010 A	0.251	20,000 per 12,000 units	20,600 per 12,000 units	2010/12/30	200,000,000	2010/08/19
63619	Macquarie Bank Ltd.	HSI R Bear CBBC Nov 2010 C	0.250	23,000 per 12,000 units	22,500 per 12,000 units	2010/11/29	200,000,000	2010/08/19
63656	CC Rabobank B.A.	HSI R Bull CBBC Dec 2010 T	0.250	20,500 per 10,000 units	21,000 per 10,000 units	2010/12/30	200,000,000	2010/08/19
63660	CC Rabobank B.A.	HSI R Bear CBBC Dec 2010 I	0.250	21,700 per 10,000 units	21,200 per 10,000 units	2010/12/30	200,000,000	2010/08/19
63661	CC Rabobank B.A.	HSI R Bear CBBC Dec 2010 N	0.250	21,900 per 10,000 units	21,400 per 10,000 units	2010/12/30	200,000,000	2010/08/19
63655	RB of Scotland N.V.	HSI R Bear CBBC Nov 2010 O	0.250	22,300 per 13,000 units	21,800 per 13,000 units	2010/11/29	250,000,000	2010/08/19
63636	UBS AG	China Life R Bear CBBC Dec 2010 G	0.250	35.880	34.880	2010/12/13	100,000,000	2010/08/19
63638	UBS AG	A50 China R Bear CBBC Jan 2011 J	0.250	12.900	12.500	2011/01/10	100,000,000	2010/08/19
63639	UBS AG	HSCEI R Bear CBBC Dec 2010 G	0.250	12,800 per 12,000 units	12,300 per 12,000 units	2010/12/30	100,000,000	2010/08/19
63640	UBS AG	HSCEI R Bear CBBC Jan 2011 C	0.250	12,500 per 20,000 units	12,000 per 20,000 units	2011/01/28	100,000,000	2010/08/19
63624	UBS AG	HSI R Bull CBBC Jan 2011 I	0.250	20,700 per 12,000 units	21,200 per 12,000 units	2011/01/28	200,000,000	2010/08/19
63623	UBS AG	HSI R Bull CBBC Jan 2011 L	0.250	20,500 per 15,000 units	21,000 per 15,000 units	2011/01/28	200,000,000	2010/08/19
63641	UBS AG	HSI R Bear CBBC Nov 2010 Y	0.250	21,500 per 10,000 units	21,000 per 10,000 units	2010/11/29	200,000,000	2010/08/19
63642	UBS AG	HSI R Bear CBBC Dec 2010 P	0.250	21,600 per 10,000 units	21,100 per 10,000 units	2010/12/30	200,000,000	2010/08/19
63645	UBS AG	HSI R Bear CBBC Dec 2010 Q	0.250	22,100 per 12,000 units	21,600 per 12,000 units	2010/12/30	200,000,000	2010/08/19
63646	UBS AG	HSI R Bear CBBC Jan 2011 O	0.250	21,900 per 12,000 units	21,400 per 12,000 units	2011/01/28	200,000,000	2010/08/19
63637	UBS AG	TCH R Bear CBBC Dec 2010 I	0.250	161.88 per 100 units	153.88 per 100 units	2010/12/20	100,000,000	2010/08/19
62445 *	HK Bank	A50 R Bull CBBC Dec 2010 A	0.128	10.900	11.280	2010/12/20	120,000,000	2010/08/19
63666	BNP Paribas Arbit Issu B.V.	HSI R Bear CBBC Apr 2011 C	0.250	22,300 per 9,000 units	21,800 per 9,000 units	2011/04/28	100,000,000	2010/08/20
63667	BNP Paribas Arbit Issu B.V.	HSI R Bear CBBC May 2011 B	0.250	22,100 per 10,000 units	21,600 per 10,000 units	2011/05/30	100,000,000	2010/08/20
63668	Credit Suisse AG	HSI R Bull CBBC Jan 2011 N	0.250	20,500 per 13,000 units	21,000 per 13,000 units	2011/01/28	390,000,000	2010/08/20
63669	Credit Suisse AG	HSI R Bear CBBC Nov 2010 V	0.250	21,700 per 13,000 units	21,200 per 13,000 units	2010/11/29	390,000,000	2010/08/20
63672	Deutsche Bank AG	HSI R Bull CBBC Nov 2010 P	0.250	20,600 per 10,000 units	21,100 per 10,000 units	2010/11/29	300,000,000	2010/08/20
63676	RB of Scotland N.V.	BYD Company R Bear CBBC Dec 2010 E	0.250	62.08 per 100 units	57.08 per 100 units	2010/12/13	80,000,000	2010/08/20
63663	SGA Societe Generale Acceptance N.V.	HSI R Bull CBBC Nov10I	0.250	20,600 per 15,000 units	21,100 per 15,000 units	2010/11/29	300,000,000	2010/08/20
63659	SGA Societe Generale Acceptance N.V.	HSI R Bull CBBC Nov10Y	0.250	20,500 per 10,000 units	21,000 per 10,000 units	2010/11/29	300,000,000	2010/08/20
63665	SGA Societe Generale Acceptance N.V.	HSI R Bear CBBC Nov10W	0.250	21,800 per 15,000 units	21,300 per 15,000 units	2010/11/29	300,000,000	2010/08/20
63664	SGA Societe Generale Acceptance N.V.	HSI R Bear CBBC Nov10Z	0.250	21,700 per 10,000 units	21,200 per 10,000 units	2010/11/29	300,000,000	2010/08/20
63673	UBS AG	China Mobile R Bull CBBC Dec 2010 F	0.250	76.88 per 100 units	80.88 per 100 units	2010/12/28	100,000,000	2010/08/20
63674	UBS AG	China Mobile R Bear CBBC Jan 2011 A	0.250	100.88 per 100 units	96.88 per 100 units	2011/01/10	100,000,000	2010/08/20
63670	UBS AG	HSI R Bull CBBC Nov 2010 R	0.250	20,500 per 10,000 units	21,000 per 10,000 units	2010/11/29	200,000,000	2010/08/20
63671	UBS AG	HSI R Bull CBBC Dec 2010 H	0.250	20,600 per 10,000 units	21,100 per 10,000 units	2010/12/30	200,000,000	2010/08/20

## Newly listed callable bull/bear contracts (continued)

Code	Issuer	Name of issue	Issue prices (HK\$)	Strike price (HKD) / Strike level per 10 units	Call price (HKD) / Call level per 10 units	Expiry date	No. of issue (units)	Listing date
63675	UBS AG	HSI R Bear CBBC Dec 2010 Z	0.250	21,700 per 12,000 units	21,200 per 12,000 units	2010/12/30	200,000,000	2010/08/20
63223 *	Deutsche Bank AG	HSI R Bull CBBC Dec 2010 Q	0.061	20,300 per 12,000 units	20,800 per 12,000 units	2010/12/30	300,000,000	2010/08/20
63681	Credit Suisse AG	HSI R Bull CBBC Jan 2011 O	0.250	20,400 per 15,000 units	20,900 per 15,000 units	2011/01/28	390,000,000	2010/08/23
63677	HK Bank	A50 R Bear CBBC Feb 2011 C	0.250	13.000	12.680	2011/02/22	120,000,000	2010/08/23
63680	HK Bank	HSI R Bear CBBC Feb 2011 A	0.250	21,700 per 12,000 units	21,200 per 12,000 units	2011/02/25	120,000,000	2010/08/23
63684	J P Morgan SP BV	HSI R Bull CBBC Nov 2010 M	0.250	20,500 per 8,000 units	21,000 per 8,000 units	2010/11/29	200,000,000	2010/08/23
63685	J P Morgan SP BV	HSI R Bull CBBC Dec 2010 J	0.250	20,600 per 12,000 units	21,100 per 12,000 units	2010/12/30	200,000,000	2010/08/23
63682	KBC Fin Products Int'l Ltd.	HSI R Bull CBBC Nov 2010 O	0.250	20,400 per 8,000 units	20,900 per 8,000 units	2010/11/29	128,000,000	2010/08/23
63688	RB of Scotland N.V.	HSI R Bear CBBC Nov 2010 P	0.250	22,100 per 13,000 units	21,600 per 13,000 units	2010/11/29	250,000,000	2010/08/23
63679	SGA Societe Generale Acceptance N.V.	HSBC R Bull CBBC Dec10A	0.250	66 per 100 units	70 per 100 units	2010/12/29	300,000,000	2010/08/23
63683	SGA Societe Generale Acceptance N.V.	HSI R Bull CBBC Nov10R	0.250	20,400 per 12,000 units	20,900 per 12,000 units	2010/11/29	300,000,000	2010/08/23
63678	SGA Societe Generale Acceptance N.V.	HSI R Bear CBBC Nov10T	0.250	21,600 per 12,000 units	21,100 per 12,000 units	2010/11/29	300,000,000	2010/08/23
63686	UBS AG	China Mobile R Bear CBBC Jan 2011 B	0.250	104.88 per 100 units	100.88 per 100 units	2011/01/24	100,000,000	2010/08/23
63687	UBS AG	HSI R Bull CBBC Jan 2011 R	0.250	20,400 per 10,000 units	20,900 per 10,000 units	2011/01/28	200,000,000	2010/08/23
63690	Credit Suisse AG	HSI R Bear CBBC Dec 2010 I	0.250	21,600 per 15,000 units	21,100 per 15,000 units	2010/12/30	390,000,000	2010/08/24
63696	Deutsche Bank AG	HSCEI R Bull CBBC Jan 2011 A	0.250	11,100 per 8,000 units	11,500 per 8,000 units	2011/01/28	150,000,000	2010/08/24
63695	Deutsche Bank AG	HSI R Bull CBBC Nov 2010 E	0.250	19,850 per 8,000 units	20,350 per 8,000 units	2010/11/29	300,000,000	2010/08/24
63693	Deutsche Bank AG	HSI R Bull CBBC Nov 2010 Q	0.250	20,400 per 8,000 units	20,900 per 8,000 units	2010/11/29	300,000,000	2010/08/24
63694	Deutsche Bank AG	HSI R Bull CBBC Nov 2010 S	0.300	19,350 per 8,000 units	19,850 per 8,000 units	2010/11/29	300,000,000	2010/08/24
63699	Deutsche Bank AG	HSI R Bear CBBC Nov 2010 C	0.300	22,750 per 8,000 units	22,250 per 8,000 units	2010/11/29	300,000,000	2010/08/24
63697	Deutsche Bank AG	HSI R Bear CBBC Nov 2010 G	0.250	21,600 per 8,000 units	21,100 per 8,000 units	2010/11/29	300,000,000	2010/08/24
63698	Deutsche Bank AG	HSI R Bear CBBC Nov 2010 L	0.250	22,250 per 8,000 units	21,750 per 8,000 units	2010/11/29	300,000,000	2010/08/24
63689	UBS AG	China Shenhua R Bear CBBC Dec 2010 D	0.250	34.38 per 100 units	32.38 per 100 units	2010/12/28	100,000,000	2010/08/24
63707	BNP Paribas Arbit Issu B.V.	HSI R Bull CBBC Apr 2011 D	0.250	19,600 per 8,000 units	20,100 per 8,000 units	2011/04/28	100,000,000	2010/08/25
63708	BNP Paribas Arbit Issu B.V.	HSI R Bull CBBC May 2011 C	0.250	20,000 per 10,000 units	20,500 per 10,000 units	2011/05/30	100,000,000	2010/08/25
63711	BNP Paribas Arbit Issu B.V.	HSI R Bear CBBC Apr 2011 E	0.250	22,500 per 9,000 units	22,000 per 9,000 units	2011/04/28	100,000,000	2010/08/25
63702	Credit Suisse AG	HSI R Bull CBBC Jan 2011 P	0.250	20,600 per 10,000 units	21,100 per 10,000 units	2011/01/28	390,000,000	2010/08/25
63700	SGA Societe Generale Acceptance N.V.	CMob R Bull CBBC Dec10C	0.250	75 per 100 units	78 per 100 units	2010/12/29	300,000,000	2010/08/25
63701	SGA Societe Generale Acceptance N.V.	TCH R Bull CBBC Dec10A	0.260	122 per 100 units	130 per 100 units	2010/12/29	100,000,000	2010/08/25
63705	UBS AG	HKEs R Bear CBBC Feb 2011 A	0.250	144.88 per 100 units	138.88 per 100 units	2011/02/21	100,000,000	2010/08/25
63704	UBS AG	HSBC R Bear CBBC Feb 2011 A	0.250	90 per 100 units	85 per 100 units	2011/02/07	100,000,000	2010/08/25
63706	UBS AG	HSI R Bear CBBC Mar 2011 D	0.250	21,800 per 38,000 units	21,300 per 38,000 units	2011/03/30	300,000,000	2010/08/25
63188 *	UBS AG	HSI R Bull CBBC Nov 2010 D	0.093	20,000 per 10,000 units	20,500 per 10,000 units	2010/11/29	200,000,000	2010/08/25
63714	Credit Suisse AG	HSI R Bull CBBC Jan 2011 Q	0.250	20,700 per 15,000 units	21,200 per 15,000 units	2011/01/28	390,000,000	2010/08/26
63712	Deutsche Bank AG	HSI R Bear CBBC Dec 2010 C	0.250	21,700 per 12,000 units	21,200 per 12,000 units	2010/12/30	300,000,000	2010/08/26
63725	J P Morgan SP BV	HSI R Bear CBBC Nov 2010 G	0.250	21,700 per 8,000 units	21,200 per 8,000 units	2010/11/29	200,000,000	2010/08/26
63726	J P Morgan SP BV	HSI R Bear CBBC Dec 2010 K	0.250	21,600 per 10,000 units	21,100 per 10,000 units	2010/12/30	200,000,000	2010/08/26
63715	KBC Fin Products Int'l Ltd.	HSI R Bull CBBC Dec 2010 W	0.250	20,600 per 12,000 units	21,100 per 12,000 units	2010/12/30	128,000,000	2010/08/26
63716	KBC Fin Products Int'l Ltd.	HSI R Bull CBBC Dec 2010 X	0.250	20,700 per 8,000 units	21,200 per 8,000 units	2010/12/30	128,000,000	2010/08/26
63721	UBS AG	HSI R Bull CBBC Nov 2010 T	0.250	20,700 per 12,000 units	21,200 per 12,000 units	2010/11/29	200,000,000	2010/08/26
63709	UBS AG	HSI R Bear CBBC Nov 2010 Z	0.250	21,600 per 10,000 units	21,100 per 10,000 units	2010/11/29	200,000,000	2010/08/26
63722	UBS AG	HSI R Bear CBBC Dec 2010 N	0.250	22,500 per 10,000 units	22,000 per 10,000 units	2010/12/30	200,000,000	2010/08/26
63724	UBS AG	HSI R Bear CBBC Feb 2011 M	0.250	22,700 per 12,000 units	22,200 per 12,000 units	2011/02/25	200,000,000	2010/08/26

## Newly listed callable bull/bear contracts (continued)

Code	Issuer	Name of issue	Issue prices (HK\$)	Strike price (HKD) / Strike level per 10 units	Call price (HKD) / Call level per 10 units	Expiry date	No. of issue (units)	Listing date
63736	Credit Suisse AG	HSBC R Bear CBBC Dec 2010 D	0.250	88 per 100 units	83 per 100 units	2010/12/13	100,000,000	2010/08/27
63727	Credit Suisse AG	HSI R Bull CBBC Jan 2011 R	0.250	20,500 per 15,000 units	21,000 per 15,000 units	2011/01/28	390,000,000	2010/08/27
63737	Credit Suisse AG	HSI R Bear CBBC Nov 2010 T	0.250	21,500 per 15,000 units	21,000 per 15,000 units	2010/11/29	390,000,000	2010/08/27
63738	Credit Suisse AG	HSI R Bear CBBC Nov 2010 Y	0.250	21,800 per 22,000 units	21,300 per 22,000 units	2010/11/29	330,000,000	2010/08/27
63739	Credit Suisse AG	HSI R Bear CBBC Dec 2010 D	0.250	22,300 per 22,000 units	21,800 per 22,000 units	2010/12/30	330,000,000	2010/08/27
63732	Deutsche Bank AG	HSI R Bull CBBC Dec 2010 O	0.250	20,500 per 10,000 units	21,000 per 10,000 units	2010/12/30	300,000,000	2010/08/27
63740	J P Morgan SP BV	HSI R Bear CBBC Nov 2010 E	0.250	21,500 per 8,000 units	21,000 per 8,000 units	2010/11/29	200,000,000	2010/08/27
63748	KBC Fin Products Int'l Ltd.	HSI R Bear CBBC Dec 2010 Y	0.250	22,100 per 12,000 units	21,600 per 12,000 units	2010/12/30	128,000,000	2010/08/27
63749	KBC Fin Products Int'l Ltd.	HSI R Bear CBBC Dec 2010 Z	0.250	22,200 per 8,000 units	21,700 per 8,000 units	2010/12/30	128,000,000	2010/08/27
63751	CC Rabobank B.A.	HSI R Bear CBBC Nov 2010 F	0.250	21,700 per 10,000 units	21,200 per 10,000 units	2010/11/29	200,000,000	2010/08/27
63750	CC Rabobank B.A.	HSI R Bear CBBC Nov 2010 G	0.250	21,500 per 10,000 units	21,000 per 10,000 units	2010/11/29	200,000,000	2010/08/27
63756	CC Rabobank B.A.	HSI R Bear CBBC Nov 2010 J	0.250	22,200 per 12,000 units	21,700 per 12,000 units	2010/11/29	200,000,000	2010/08/27
63755	CC Rabobank B.A.	HSI R Bear CBBC Nov 2010 K	0.250	22,000 per 12,000 units	21,500 per 12,000 units	2010/11/29	200,000,000	2010/08/27
63733	RB of Scotland N.V.	DJIA R Bear CBBC Dec 2010 M	0.252	10,950 per 30,000 units	10,550 per 30,000 units	2010/12/17	40,000,000	2010/08/27
63734	RB of Scotland N.V.	DJIA R Bear CBBC Dec 2010 N	0.251	11,100 per 30,000 units	10,700 per 30,000 units	2010/12/17	40,000,000	2010/08/27
63735	SGA Societe Generale Acceptance N.V.	HSI R Bear CBBC Nov10O	0.250	21,500 per 15,000 units	21,000 per 15,000 units	2010/11/29	300,000,000	2010/08/27
63746	UBS AG	HSBC R Bear CBBC Dec 2010 J	0.250	85 per 100 units	80 per 100 units	2010/12/28	100,000,000	2010/08/27
63728	UBS AG	HSI R Bull CBBC Nov 2010 S	0.250	20,500 per 15,000 units	21,000 per 15,000 units	2010/11/29	200,000,000	2010/08/27
63747	UBS AG	HSI R Bear CBBC Nov 2010 Y	0.250	21,500 per 10,000 units	21,000 per 10,000 units	2010/11/29	200,000,000	2010/08/27
62896 *	HK Bank	China Life R Bull CBBC Jan 2011 A	0.032	30.38 per 100 units	31.38 per 100 units	2011/01/18	320,000,000	2010/08/27
63762	BNP Paribas Arbit Issu B.V.	HSI R Bull CBBC May 2011 D	0.250	19,800 per 10,000 units	20,300 per 10,000 units	2011/05/30	100,000,000	2010/08/30
63763	BNP Paribas Arbit Issu B.V.	HSI R Bull CBBC Jun 2011 A	0.250	19,600 per 9,000 units	20,100 per 9,000 units	2011/06/29	100,000,000	2010/08/30
63766	BNP Paribas Arbit Issu B.V.	HSI R Bear CBBC May 2011 E	0.250	21,900 per 9,000 units	21,400 per 9,000 units	2011/05/30	100,000,000	2010/08/30
63767	BNP Paribas Arbit Issu B.V.	HSI R Bear CBBC Jun 2011 B	0.250	22,200 per 12,000 units	21,700 per 12,000 units	2011/06/29	100,000,000	2010/08/30
63761	Credit Suisse AG	HSI R Bull CBBC Jan 2011 S	0.250	20,400 per 15,000 units	20,900 per 15,000 units	2011/01/28	390,000,000	2010/08/30
63776	Credit Suisse AG	HSI R Bear CBBC Dec 2010 H	0.250	21,400 per 13,000 units	20,900 per 13,000 units	2010/12/30	390,000,000	2010/08/30
63775	Deutsche Bank AG	HSI R Bear CBBC Dec 2010 Y	0.250	21,400 per 10,000 units	20,900 per 10,000 units	2010/12/30	300,000,000	2010/08/30
63757	HK Bank	Sinopec Corp R Bull CBBC Feb 2011 A	0.250	5.280	5.580	2011/02/18	150,000,000	2010/08/30
63758	HK Bank	Sinopec Corp R Bull CBBC Feb 2011 B	0.250	5.580	5.880	2011/02/18	150,000,000	2010/08/30
63770	J P Morgan SP BV	HSI R Bear CBBC Dec 2010 L	0.250	21,400 per 15,000 units	20,900 per 15,000 units	2010/12/30	200,000,000	2010/08/30
63765	Merrill Lynch Int'l & Co. C.V.	HSI R Bull CBBC Dec 2010 A	0.150	19,000 per 15,000 units	19,500 per 15,000 units	2010/12/30	150,000,000	2010/08/30
63768	Merrill Lynch Int'l & Co. C.V.	HSI R Bull CBBC Dec 2010 B	0.150	19,400 per 12,000 units	19,900 per 12,000 units	2010/12/30	150,000,000	2010/08/30
63772	Merrill Lynch Int'l & Co. C.V.	HSI R Bear CBBC Dec 2010 C	0.152	22,300 per 10,000 units	21,800 per 10,000 units	2010/12/30	150,000,000	2010/08/30
63773	Merrill Lynch Int'l & Co. C.V.	HSI R Bear CBBC Dec 2010 D	0.150	23,000 per 15,000 units	22,500 per 15,000 units	2010/12/30	150,000,000	2010/08/30
63769	SGA Societe Generale Acceptance N.V.	HSI R Bull CBBC Nov10V	0.250	20,400 per 12,000 units	20,900 per 12,000 units	2010/11/29	300,000,000	2010/08/30
63764	UBS AG	HSI R Bull CBBC Jan 2011 S	0.250	20,400 per 10,000 units	20,900 per 10,000 units	2011/01/28	200,000,000	2010/08/30
63771	UBS AG	HSI R Bear CBBC Dec 2010 B	0.250	21,400 per 10,000 units	20,900 per 10,000 units	2010/12/30	200,000,000	2010/08/30
63774	UBS AG	HSI R Bear CBBC Dec 2010 J	0.250	21,500 per 15,000 units	21,000 per 15,000 units	2010/12/30	200,000,000	2010/08/30
63778	Credit Suisse AG	HSI R Bull CBBC Jan 2011 T	0.250	20,200 per 13,000 units	20,700 per 13,000 units	2011/01/28	390,000,000	2010/08/31
63802	Credit Suisse AG	HSI R Bear CBBC Dec 2010 S	0.250	21,200 per 15,000 units	20,700 per 15,000 units	2010/12/30	390,000,000	2010/08/31
63779	Deutsche Bank AG	DJIA R Bull CBBC Dec 2010 A	0.290	9,000 per 78,000 units	9,400 per 78,000 units	2010/12/20	80,000,000	2010/08/31
63782	Deutsche Bank AG	DJIA R Bull CBBC Dec 2010 B	0.250	9,400 per 78,000 units	9,800 per 78,000 units	2010/12/20	80,000,000	2010/08/31
63783	Deutsche Bank AG	DJIA R Bear CBBC Dec 2010 C	0.300	11,200 per 78,000 units	10,800 per 78,000 units	2010/12/20	80,000,000	2010/08/31

## Newly listed callable bull/bear contracts (continued)

Code	Issuer	Name of issue	Issue prices (HK\$)	Strike price (HKD) / Strike level per 10 units	Call price (HKD) / Call level per 10 units	Expiry date	No. of issue (units)	Listing date
63786	Deutsche Bank AG	DJIA R Bear CBBC Dec 2010 D	0.340	11,600 per 78,000 units	11,200 per 78,000 units	2010/12/20	80,000,000	2010/08/31
63784	Deutsche Bank AG	HSI R Bull CBBC Dec 2010 R	0.250	20,300 per 12,000 units	20,800 per 12,000 units	2010/12/30	300,000,000	2010/08/31
63785	Deutsche Bank AG	HSI R Bear CBBC Jan 2011 I	0.250	21,200 per 10,000 units	20,700 per 10,000 units	2011/01/28	300,000,000	2010/08/31
63812	J P Morgan SP BV	HSI R Bear CBBC Dec 2010 M	0.250	21,200 per 10,000 units	20,700 per 10,000 units	2010/12/30	200,000,000	2010/08/31
63813	J P Morgan SP BV	HSI R Bear CBBC Dec 2010 N	0.250	21,300 per 8,000 units	20,800 per 8,000 units	2010/12/30	200,000,000	2010/08/31
63789	KBC Fin Products Int'l Ltd.	HSI R Bear CBBC Dec 2010 C	0.250	21,200 per 10,000 units	20,700 per 10,000 units	2010/12/30	128,000,000	2010/08/31
63791	KBC Fin Products Int'l Ltd.	HSI R Bear CBBC Jan 2011 E	0.250	21,400 per 8,000 units	20,900 per 8,000 units	2011/01/28	128,000,000	2010/08/31
63793	KBC Fin Products Int'l Ltd.	HSI R Bear CBBC Jan 2011 F	0.250	21,500 per 10,000 units	21,000 per 10,000 units	2011/01/28	128,000,000	2010/08/31
63796	KBC Fin Products Int'l Ltd.	HSI R Bear CBBC Jan 2011 G	0.250	21,600 per 12,000 units	21,100 per 12,000 units	2011/01/28	128,000,000	2010/08/31
63797	KBC Fin Products Int'l Ltd.	HSI R Bear CBBC Jan 2011 H	0.250	21,700 per 8,000 units	21,200 per 8,000 units	2011/01/28	128,000,000	2010/08/31
63798	KBC Fin Products Int'l Ltd.	HSI R Bear CBBC Jan 2011 I	0.250	21,900 per 12,000 units	21,400 per 12,000 units	2011/01/28	128,000,000	2010/08/31
63799	CC Rabobank B.A.	HSI R Bear CBBC Dec 2010 L	0.250	21,300 per 10,000 units	20,800 per 10,000 units	2010/12/30	200,000,000	2010/08/31
63800	CC Rabobank B.A.	HSI R Bear CBBC Dec 2010 U	0.250	21,800 per 12,000 units	21,300 per 12,000 units	2010/12/30	200,000,000	2010/08/31
63806	RB of Scotland N.V.	HSI R Bear CBBC Dec 2010 A	0.250	21,700 per 10,000 units	21,200 per 10,000 units	2010/12/30	250,000,000	2010/08/31
63807	RB of Scotland N.V.	HSI R Bear CBBC Dec 2010 B	0.250	21,900 per 13,000 units	21,400 per 13,000 units	2010/12/30	250,000,000	2010/08/31
63803	RB of Scotland N.V.	Nikkei 225 R Bull CBBC Mar 2011 A	0.250	7,350 per 1,000 units	7,750 per 1,000 units	2011/03/11	40,000,000	2010/08/31
63804	RB of Scotland N.V.	Nikkei 225 R Bull CBBC Mar 2011 B	0.250	7,600 per 1,000 units	8,000 per 1,000 units	2011/03/11	40,000,000	2010/08/31
63805	RB of Scotland N.V.	Nikkei 225 R Bull CBBC Mar 2011 C	0.250	7,850 per 1,000 units	8,250 per 1,000 units	2011/03/11	40,000,000	2010/08/31
63808	RB of Scotland N.V.	Nikkei 225 R Bear CBBC Mar 2011 D	0.250	9,900 per 1,000 units	9,500 per 1,000 units	2011/03/11	40,000,000	2010/08/31
63810	RB of Scotland N.V.	Nikkei 225 R Bear CBBC Mar 2011 E	0.250	10,150 per 1,000 units	9,750 per 1,000 units	2011/03/11	40,000,000	2010/08/31
63811	RB of Scotland N.V.	Nikkei 225 R Bear CBBC Mar 2011 F	0.250	10,650 per 1,000 units	10,250 per 1,000 units	2011/03/11	40,000,000	2010/08/31
63777	UBS AG	HSI R Bull CBBC Dec 2010 I	0.250	20,300 per 12,000 units	20,800 per 12,000 units	2010/12/30	200,000,000	2010/08/31
63801	UBS AG	HSI R Bear CBBC Jan 2011 N	0.250	21,200 per 10,000 units	20,700 per 10,000 units	2011/01/28	200,000,000	2010/08/31
63016 <sup>4</sup>	KBC Fin Products Int'l Ltd.	HSI R Bull CBBC Nov 2010 P	0.106	19,300 per 12,000 units	19,800 per 12,000 units	2010/11/29	120,000,000	2010/08/31
63819	BNP Paribas Arbit Issu B.V.	HSI R Bear CBBC May 2011 F	0.250	21,700 per 12,000 units	21,200 per 12,000 units	2011/05/30	100,000,000	2010/09/01
63820	BNP Paribas Arbit Issu B.V.	HSI R Bear CBBC Jun 2011 C	0.250	21,500 per 10,000 units	21,000 per 10,000 units	2011/06/29	100,000,000	2010/09/01
63818	Credit Suisse AG	HSI R Bull CBBC Jan 2011 U	0.250	20,100 per 15,000 units	20,600 per 15,000 units	2011/01/28	390,000,000	2010/09/01
63838	Deutsche Bank AG	HSI R Bull CBBC Jan 2011 F	0.250	20,100 per 10,000 units	20,600 per 10,000 units	2011/01/28	300,000,000	2010/09/01
63830	Deutsche Bank AG	HSI R Bear CBBC Feb 2011 O	0.300	21,100 per 8,000 units	20,600 per 8,000 units	2011/02/25	300,000,000	2010/09/01
63836	Deutsche Bank AG	HSI R Bear CBBC Feb 2011 P	0.250	21,300 per 12,000 units	20,800 per 12,000 units	2011/02/25	300,000,000	2010/09/01
63817	Macquarie Bank Ltd.	HSI R Bear CBBC Dec 2010 B	0.250	22,000 per 11,000 units	21,500 per 11,000 units	2010/12/30	200,000,000	2010/09/01
63814	SGA Societe Generale Acceptance N.V.	HSI R Bear CBBC Dec10A	0.250	21,200 per 15,000 units	20,700 per 15,000 units	2010/12/30	300,000,000	2010/09/01
63815	SGA Societe Generale Acceptance N.V.	HSI R Bear CBBC Dec10B	0.250	21,300 per 12,000 units	20,800 per 12,000 units	2010/12/30	300,000,000	2010/09/01
63816	SGA Societe Generale Acceptance N.V.	HSI R Bear CBBC Dec10C	0.250	21,400 per 10,000 units	20,900 per 10,000 units	2010/12/30	300,000,000	2010/09/01
63825	SGA Societe Generale Acceptance N.V.	HSI R Bear CBBC Dec10D	0.250	21,100 per 10,000 units	20,600 per 10,000 units	2010/12/30	300,000,000	2010/09/01
63821	UBS AG	BYD Company R Bull CBBC Jan 2011 A	0.250	30.88 per 100 units	35.88 per 100 units	2011/01/17	100,000,000	2010/09/01
63822	UBS AG	BYD Company R Bull CBBC Jan 2011 B	0.250	37.88 per 100 units	42.88 per 100 units	2011/01/31	100,000,000	2010/09/01
63823	UBS AG	HSI R Bull CBBC Dec 2010 L	0.250	20,100 per 12,000 units	20,600 per 12,000 units	2010/12/30	200,000,000	2010/09/01
63827	UBS AG	HSI R Bull CBBC Jan 2011 U	0.250	19,200 per 10,000 units	19,700 per 10,000 units	2011/01/28	200,000,000	2010/09/01
63829	UBS AG	HSI R Bear CBBC Dec 2010 S	0.250	21,100 per 12,000 units	20,600 per 12,000 units	2010/12/30	200,000,000	2010/09/01
63824	UBS AG	HSI R Bear CBBC Feb 2011 N	0.250	22,300 per 38,000 units	21,800 per 38,000 units	2011/02/25	400,000,000	2010/09/01
63837	UBS AG	HSI R Bear CBBC Feb 2011 O	0.250	21,300 per 12,000 units	20,800 per 12,000 units	2011/02/25	200,000,000	2010/09/01
63848	Credit Suisse AG	HSI R Bull CBBC Jan 2011 V	0.250	19,400 per 10,000 units	19,888 per 10,000 units	2011/01/28	400,000,000	2010/09/02



**Newly listed callable bull/bear contracts (continued)**

Code	Issuer	Name of issue	Issue prices (HK\$)	Strike price (HKD) / Strike level per 10 units	Call price (HKD) / Call level per 10 units	Expiry date	No. of issue (units)	Listing date
63849	Credit Suisse AG	HSI R Bull CBBC Jan 2011 W	0.250	19,600 per 15,000 units	20,100 per 15,000 units	2011/01/28	390,000,000	2010/09/02
63850	Credit Suisse AG	HSI R Bull CBBC Feb 2011 A	0.250	19,100 per 10,000 units	19,588 per 10,000 units	2011/02/25	400,000,000	2010/09/02
63845	Credit Suisse AG	HSI R Bear CBBC Dec 2010 T	0.250	21,300 per 10,000 units	20,818 per 10,000 units	2010/12/30	400,000,000	2010/09/02
63844	Credit Suisse AG	TCH R Bear CBBC Dec 2010 C	0.250	156 per 100 units	148 per 100 units	2010/12/13	100,000,000	2010/09/02
63861	Deutsche Bank AG	China Life R Bull CBBC Mar 2011 A	0.350	27.880	28.880	2011/03/28	150,000,000	2010/09/02
63865	Deutsche Bank AG	China Life R Bear CBBC Mar 2011 B	0.400	33.680	32.680	2011/03/28	150,000,000	2010/09/02
63857	Deutsche Bank AG	HSI R Bear CBBC Mar 2011 K	0.250	21,700 per 40,000 units	21,200 per 40,000 units	2011/03/30	300,000,000	2010/09/02
63859	J P Morgan SP BV	HSI R Bull CBBC Dec 2010 O	0.250	20,100 per 8,000 units	20,600 per 8,000 units	2010/12/30	200,000,000	2010/09/02
63851	UBS AG	China Life R Bull CBBC Jan 2011 B	0.530	25.880	26.880	2011/01/31	100,000,000	2010/09/02
63852	UBS AG	China Life R Bull CBBC Jan 2011 C	0.430	26.880	27.880	2011/01/17	100,000,000	2010/09/02
63855	UBS AG	China Life R Bull CBBC Feb 2011 B	0.630	24.880	25.880	2011/02/14	100,000,000	2010/09/02
63839	UBS AG	China Life R Bear CBBC Jan 2011 A	0.250	33.880	32.880	2011/01/17	100,000,000	2010/09/02
63840	UBS AG	China Life R Bear CBBC Feb 2011 A	0.250	34.880	33.880	2011/02/14	100,000,000	2010/09/02
63856	UBS AG	A50 China R Bull CBBC Dec 2010 C	0.250	10.600	11.000	2010/12/30	100,000,000	2010/09/02
63841	UBS AG	HSI R Bull CBBC Dec 2010 P	0.250	18,800 per 10,000 units	19,300 per 10,000 units	2010/12/30	200,000,000	2010/09/02
63842	UBS AG	HSI R Bull CBBC Jan 2011 Q	0.250	18,500 per 10,000 units	19,000 per 10,000 units	2011/01/28	200,000,000	2010/09/02
63843	UBS AG	HSI R Bull CBBC Feb 2011 P	0.250	18,300 per 38,000 units	18,800 per 38,000 units	2011/02/25	300,000,000	2010/09/02
63858	UBS AG	HSI R Bull CBBC Feb 2011 Q	0.250	18,000 per 15,000 units	18,500 per 15,000 units	2011/02/25	200,000,000	2010/09/02
63872	Credit Suisse AG	HSI R Bear CBBC Jan 2011 X	0.250	21,100 per 13,000 units	20,600 per 13,000 units	2011/01/28	390,000,000	2010/09/03
63871	Deutsche Bank AG	HSI R Bear CBBC Dec 2010 S	0.250	21,500 per 12,000 units	21,000 per 12,000 units	2010/12/30	300,000,000	2010/09/03
63864	HK Bank	China Life R Bull CBBC Mar 2011 A	0.250	25.28 per 100 units	26.28 per 100 units	2011/03/18	200,000,000	2010/09/03
63866	HK Bank	China Life R Bull CBBC Mar 2011 B	0.250	28.280	29.280	2011/03/18	100,000,000	2010/09/03
63870	HK Bank	China Life R Bear CBBC Mar 2011 C	0.250	34.88 per 100 units	33.88 per 100 units	2011/03/08	200,000,000	2010/09/03
63869	J P Morgan SP BV	HSI R Bear CBBC Dec 2010 P	0.250	21,100 per 10,000 units	20,600 per 10,000 units	2010/12/30	200,000,000	2010/09/03
63867	SGA Societe Generale Acceptance N.V	CLife R Bull CBBC Dec10A	0.300	27.000	28.000	2010/12/29	100,000,000	2010/09/03
63868	SGA Societe Generale Acceptance N.V	CLife R Bull CBBC Dec10B	0.250	28.000	29.000	2010/12/29	100,000,000	2010/09/03
63862	SGA Societe Generale Acceptance N.V.	HSI R Bull CBBC Dec10E	0.250	20,100 per 12,000 units	20,600 per 12,000 units	2010/12/30	300,000,000	2010/09/03
63873	UBS AG	China Life R Bear CBBC Jan 2011 D	0.280	32.880	31.880	2011/01/31	100,000,000	2010/09/03
63874	UBS AG	A50 China R Bull CBBC Jan 2011 K	0.250	11.100	11.500	2011/01/03	100,000,000	2010/09/03
63880	UBS AG	A50 China R Bear CBBC Jan 2011 L	0.250	12.780	12.380	2011/01/03	100,000,000	2010/09/03
63877	UBS AG	HSI R Bull CBBC Jan 2011 V	0.285	17,800 per 10,000 units	18,300 per 10,000 units	2011/01/28	200,000,000	2010/09/03
63878	UBS AG	HSI R Bull CBBC Mar 2011 E	0.250	17,700 per 12,000 units	18,200 per 12,000 units	2011/03/30	200,000,000	2010/09/03
63879	UBS AG	HSI R Bull CBBC Apr 2011 C	0.250	17,800 per 38,000 units	18,300 per 38,000 units	2011/04/28	400,000,000	2010/09/03
63897	Deutsche Bank AG	China Life R Bull CBBC Mar 2011 C	0.420	26.380	27.380	2011/03/07	150,000,000	2010/09/06
63889	Deutsche Bank AG	HSI R Bull CBBC Feb 2011 Q	0.250	20,200 per 8,000 units	20,700 per 8,000 units	2011/02/25	300,000,000	2010/09/06
63892	Goldman Sachs SP (Asia)	HSI R Bull CBBC Mar 2011 A	0.250	19,500 per 15,000 units	20,000 per 15,000 units	2011/03/30	200,000,000	2010/09/06
63893	Goldman Sachs SP (Asia)	HSI R Bull CBBC Mar 2011 B	0.250	19,800 per 13,000 units	20,300 per 13,000 units	2011/03/30	200,000,000	2010/09/06
63894	Goldman Sachs SP (Asia)	HSI R Bull CBBC Mar 2011 C	0.250	20,100 per 13,000 units	20,600 per 13,000 units	2011/03/30	200,000,000	2010/09/06
63898	Goldman Sachs SP (Asia)	HSI R Bear CBBC Mar 2011 D	0.250	21,300 per 13,000 units	20,800 per 13,000 units	2011/03/30	200,000,000	2010/09/06
63899	Goldman Sachs SP (Asia)	HSI R Bear CBBC Mar 2011 E	0.250	21,600 per 13,000 units	21,100 per 13,000 units	2011/03/30	200,000,000	2010/09/06
63900	Goldman Sachs SP (Asia)	HSI R Bear CBBC Mar 2011 F	0.250	21,900 per 15,000 units	21,400 per 15,000 units	2011/03/30	200,000,000	2010/09/06
63901	Goldman Sachs SP (Asia)	HSI R Bear CBBC Mar 2011 G	0.250	22,200 per 15,000 units	21,700 per 15,000 units	2011/03/30	200,000,000	2010/09/06
63890	J P Morgan SP BV	HSI R Bull CBBC Dec 2010 Q	0.250	20,200 per 12,000 units	20,700 per 12,000 units	2010/12/30	200,000,000	2010/09/06

## Newly listed callable bull/bear contracts (continued)

Code	Issuer	Name of issue	Issue prices (HK\$)	Strike price (HKD) / Strike level per 10 units	Call price (HKD) / Call level per 10 units	Expiry date	No. of issue (units)	Listing date
63881	UBS AG	China Life R Bull CBBC Feb 2011 C	0.630	23.880	24.880	2011/02/21	100,000,000	2010/09/06
63903	UBS AG	China Life R Bull CBBC Feb 2011 D	0.690	22.880	23.880	2011/02/28	100,000,000	2010/09/06
63886	UBS AG	China Life R Bear CBBC Jan 2011 E	0.250	31.880	30.880	2011/01/24	100,000,000	2010/09/06
63904	UBS AG	CPIC R Bull CBBC Feb 2011 A	0.385	24.880	25.880	2011/02/21	40,000,000	2010/09/06
63882	UBS AG	A50 China R Bull CBBC Jan 2011 M	0.250	10.100	10.500	2011/01/31	100,000,000	2010/09/06
63891	UBS AG	HSI R Bull CBBC Dec 2010 H	0.250	20,200 per 10,000 units	20,700 per 10,000 units	2010/12/30	200,000,000	2010/09/06
63883	UBS AG	HSI R Bull CBBC Feb 2011 R	0.250	17,900 per 12,000 units	18,400 per 12,000 units	2011/02/25	200,000,000	2010/09/06
63884	UBS AG	HSI R Bull CBBC Mar 2011 F	0.250	17,500 per 15,000 units	18,000 per 15,000 units	2011/03/30	200,000,000	2010/09/06
63885	UBS AG	HSI R Bull CBBC Mar 2011 G	0.305	17,600 per 10,000 units	18,100 per 10,000 units	2011/03/30	200,000,000	2010/09/06
63888	UBS AG	HSI R Bear CBBC Feb 2011 S	0.250	21,300 per 38,000 units	20,800 per 38,000 units	2011/02/25	400,000,000	2010/09/06
63887	UBS AG	TCH R Bear CBBC Dec 2010 J	0.250	156.88 per 100 units	148.88 per 100 units	2010/12/06	100,000,000	2010/09/06
62308 <sup>†</sup>	HK Bank	China Life R Bull CBBC Dec 2010 A	0.027	27.38 per 100 units	28.38 per 100 units	2010/12/15	380,000,000	2010/09/06
63913	Credit Suisse AG	HSI R Bull CBBC Jan 2011 Y	0.250	20,000 per 10,000 units	20,488 per 10,000 units	2011/01/28	400,000,000	2010/09/07
63921	Deutsche Bank AG	HSI R Bull CBBC Dec 2010 Z	0.250	20,000 per 10,000 units	20,500 per 10,000 units	2010/12/30	300,000,000	2010/09/07
63916	KBC Fin Products Int'l Ltd.	HSI R Bull CBBC Dec 2010 E	0.250	19,900 per 10,000 units	20,400 per 10,000 units	2010/12/30	128,000,000	2010/09/07
63907	KBC Fin Products Int'l Ltd.	HSI R Bull CBBC Jan 2011 J	0.320	18,000 per 8,000 units	18,500 per 8,000 units	2011/01/28	128,000,000	2010/09/07
63908	KBC Fin Products Int'l Ltd.	HSI R Bull CBBC Jan 2011 K	0.250	18,100 per 10,000 units	18,600 per 10,000 units	2011/01/28	128,000,000	2010/09/07
63911	KBC Fin Products Int'l Ltd.	HSI R Bull CBBC Jan 2011 L	0.250	18,300 per 12,000 units	18,800 per 12,000 units	2011/01/28	128,000,000	2010/09/07
63920	CC Rabobank B.A.	HSI R Bear CBBC Dec 2010 A	0.250	21,800 per 12,000 units	21,300 per 12,000 units	2010/12/30	200,000,000	2010/09/07
63917	CC Rabobank B.A.	HSI R Bear CBBC Dec 2010 I	0.250	21,100 per 10,000 units	20,600 per 10,000 units	2010/12/30	200,000,000	2010/09/07
63919	CC Rabobank B.A.	HSI R Bear CBBC Dec 2010 R	0.250	21,600 per 12,000 units	21,100 per 12,000 units	2010/12/30	200,000,000	2010/09/07
63918	CC Rabobank B.A.	HSI R Bear CBBC Dec 2010 T	0.250	21,300 per 10,000 units	20,800 per 10,000 units	2010/12/30	200,000,000	2010/09/07
63914	UBS AG	CC Bank R Bull CBBC Jan 2011 A	0.250	5.180	5.580	2011/01/10	100,000,000	2010/09/07
63915	UBS AG	HSCEI R Bear CBBC Feb 2011 A	0.250	12,300 per 12,000 units	11,800 per 12,000 units	2011/02/25	100,000,000	2010/09/07
63912	UBS AG	HSI R Bull CBBC Jan 2011 X	0.250	20,000 per 15,000 units	20,500 per 15,000 units	2011/01/28	200,000,000	2010/09/07
63615 <sup>†</sup>	Deutsche Bank AG	HSI R Bear CBBC Jan 2011 D	0.091	21,800 per 10,000 units	21,300 per 10,000 units	2011/01/28	300,000,000	2010/09/07
63943	Credit Suisse AG	China Mobile R Bull CBBC Jan 2011 B	0.250	71 per 100 units	75 per 100 units	2011/01/17	100,000,000	2010/09/08
63944	Credit Suisse AG	China Mobile R Bull CBBC Feb 2011 A	0.250	66 per 100 units	70 per 100 units	2011/02/14	100,000,000	2010/09/08
63942	Credit Suisse AG	HSBC R Bull CBBC Jan 2011 A	0.250	65 per 100 units	70 per 100 units	2011/01/17	100,000,000	2010/09/08
63941	Credit Suisse AG	HSI R Bull CBBC Jan 2011 Z	0.250	20,100 per 15,000 units	20,600 per 15,000 units	2011/01/28	390,000,000	2010/09/08
63935	Credit Suisse AG	HSI R Bear CBBC Dec 2010 F	0.250	22,500 per 15,000 units	22,000 per 15,000 units	2010/12/30	390,000,000	2010/09/08
63936	Credit Suisse AG	HSI R Bear CBBC Jan 2011 H	0.250	22,800 per 15,000 units	22,300 per 15,000 units	2011/01/28	390,000,000	2010/09/08
63937	Credit Suisse AG	HSI R Bear CBBC Feb 2011 B	0.250	22,600 per 13,000 units	22,100 per 13,000 units	2011/02/25	390,000,000	2010/09/08
63940	Credit Suisse AG	HSI R Bear CBBC Feb 2011 C	0.250	23,000 per 10,000 units	22,518 per 10,000 units	2011/02/25	400,000,000	2010/09/08
63947	Deutsche Bank AG	HSI R Bull CBBC Jan 2011 L	0.250	20,100 per 12,000 units	20,600 per 12,000 units	2011/01/28	300,000,000	2010/09/08
63922	SGA Societe Generale Acceptance N.V.	A50 R Bull CBBC Jan11A	0.250	9.600	10.000	2011/01/26	150,000,000	2010/09/08
63923	SGA Societe Generale Acceptance N.V.	A50 R Bull CBBC Jan11B	0.250	10.100	10.500	2011/01/26	150,000,000	2010/09/08
63930	SGA Societe Generale Acceptance N.V.	A50 R Bear CBBC Jan11C	0.250	13.400	13.000	2011/01/26	150,000,000	2010/09/08
63931	SGA Societe Generale Acceptance N.V.	A50 R Bear CBBC Jan11D	0.250	13.900	13.500	2011/01/26	150,000,000	2010/09/08
63932	SGA Societe Generale Acceptance NV	HSCEI R Bear CBBC Jan11A	0.250	12,500 per 12,000 units	12,000 per 12,000 units	2011/01/28	200,000,000	2010/09/08
63933	SGA Societe Generale Acceptance NV	HSCEI R Bear CBBC Jan11B	0.250	13,000 per 12,000 units	12,500 per 12,000 units	2011/01/28	200,000,000	2010/09/08
63925	SGA Societe Generale Acceptance N.V.	HSI R Bull CBBC Dec10F	0.250	19,900 per 10,000 units	20,400 per 10,000 units	2010/12/30	300,000,000	2010/09/08
63926	SGA Societe Generale Acceptance N.V.	HSI R Bull CBBC Dec10G	0.250	20,000 per 15,000 units	20,500 per 15,000 units	2010/12/30	300,000,000	2010/09/08

## Newly listed callable bull/bear contracts (continued)

Code	Issuer	Name of issue	Issue prices (HK\$)	Strike price (HKD) / Strike level per 10 units	Call price (HKD) / Call level per 10 units	Expiry date	No. of issue (units)	Listing date
63927	SGA Societe Generale Acceptance N.V.	HSI R Bull CBBC Feb11A	0.380	17,800 per 10,000 units	18,300 per 10,000 units	2011/02/25	300,000,000	2010/09/08
63928	SGA Societe Generale Acceptance N.V.	HSI R Bull CBBC Feb11B	0.250	17,900 per 15,000 units	18,400 per 15,000 units	2011/02/25	300,000,000	2010/09/08
63929	SGA Societe Generale Acceptance N.V.	HSI R Bull CBBC Feb11C	0.295	18,000 per 12,000 units	18,500 per 12,000 units	2011/02/25	300,000,000	2010/09/08
63945	UBS AG	HSI R Bull CBBC Dec 2010 R	0.250	20,100 per 12,000 units	20,600 per 12,000 units	2010/12/30	200,000,000	2010/09/08
63946	UBS AG	HSI R Bull CBBC Feb 2011 T	0.250	20,000 per 10,000 units	20,500 per 10,000 units	2011/02/25	200,000,000	2010/09/08
63934	UBS AG	HSI R Bear CBBC Dec 2010 U	0.250	21,100 per 12,000 units	20,600 per 12,000 units	2010/12/30	200,000,000	2010/09/08
63757 <sup>†</sup>	HK Bank	Sinopec Corp R Bull CBBC Feb 2011 A	0.099	5.280	5.580	2011/02/18	300,000,000	2010/09/08
62112 <sup>†</sup>	UBS AG	Ping An R Bear CBBC Nov 2010 B	0.107	79.88 per 100 units	73.88 per 100 units	2010/11/22	100,000,000	2010/09/08
63955	Credit Suisse AG	HSI R Bull CBBC Jan 2011 G	0.250	20,300 per 10,000 units	20,800 per 10,000 units	2011/01/28	400,000,000	2010/09/09
63948	Credit Suisse AG	HSI R Bear CBBC Dec 2010 O	0.250	21,200 per 10,000 units	20,718 per 10,000 units	2010/12/30	400,000,000	2010/09/09
63954	Deutsche Bank AG	HSI R Bull CBBC Jan 2011 O	0.310	18,850 per 8,000 units	19,350 per 8,000 units	2011/01/28	300,000,000	2010/09/09
63966	Deutsche Bank AG	HSI R Bull CBBC Jan 2011 Q	0.250	20,300 per 10,000 units	20,800 per 10,000 units	2011/01/28	300,000,000	2010/09/09
63949	Deutsche Bank AG	HSI R Bear CBBC Dec 2010 Q	0.250	21,200 per 10,000 units	20,700 per 10,000 units	2010/12/30	300,000,000	2010/09/09
63950	Deutsche Bank AG	HSI R Bear CBBC Jan 2011 M	0.270	21,400 per 10,000 units	20,900 per 10,000 units	2011/01/28	300,000,000	2010/09/09
63953	J P Morgan SP BV	HSI R Bull CBBC Dec 2010 R	0.250	20,300 per 8,000 units	20,800 per 8,000 units	2010/12/30	200,000,000	2010/09/09
63958	KBC Fin Products Int'l Ltd.	HSI R Bull CBBC Dec 2010 M	0.250	20,300 per 12,000 units	20,800 per 12,000 units	2010/12/30	128,000,000	2010/09/09
63957	KBC Fin Products Int'l Ltd.	HSI R Bull CBBC Dec 2010 N	0.250	20,100 per 10,000 units	20,600 per 10,000 units	2010/12/30	128,000,000	2010/09/09
63956	KBC Fin Products Int'l Ltd.	HSI R Bull CBBC Dec 2010 Q	0.250	20,000 per 8,000 units	20,500 per 8,000 units	2010/12/30	128,000,000	2010/09/09
63952	KBC Fin Products Int'l Ltd.	HSI R Bear CBBC Dec 2010 F	0.250	21,300 per 10,000 units	20,800 per 10,000 units	2010/12/30	128,000,000	2010/09/09
63962	CC Rabobank B.A.	HSI R Bull CBBC Jan 2011 A	0.250	19,900 per 10,000 units	20,400 per 10,000 units	2011/01/28	200,000,000	2010/09/09
63965	CC Rabobank B.A.	HSI R Bull CBBC Jan 2011 B	0.250	20,100 per 10,000 units	20,600 per 10,000 units	2011/01/28	200,000,000	2010/09/09
63960	UBS AG	HSI R Bull CBBC Jan 2011 Y	0.250	19,900 per 12,000 units	20,400 per 12,000 units	2011/01/28	200,000,000	2010/09/09
63961	UBS AG	HSI R Bull CBBC Feb 2011 U	0.250	20,300 per 12,000 units	20,800 per 12,000 units	2011/02/25	200,000,000	2010/09/09
63951	UBS AG	HSI R Bear CBBC Dec 2010 T	0.250	21,200 per 10,000 units	20,700 per 10,000 units	2010/12/30	200,000,000	2010/09/09
63964	UBS AG	HSI R Bear CBBC Jan 2011 B	0.250	21,400 per 10,000 units	20,900 per 10,000 units	2011/01/28	200,000,000	2010/09/09
63959	UBS AG	Ping An R Bull CBBC Jan 2011 A	0.250	54 per 100 units	60 per 100 units	2011/01/10	100,000,000	2010/09/09
63963	UBS AG	Ping An R Bear CBBC Jan 2011 B	0.250	84.88 per 100 units	78.88 per 100 units	2011/01/10	100,000,000	2010/09/09
61667 <sup>†</sup>	KBC Fin Products Int'l Ltd.	HSI R Bear CBBC Oct 2010 F	0.081	22,600 per 15,000 units	22,100 per 15,000 units	2010/10/28	150,000,000	2010/09/09
63970	Credit Suisse AG	HSI R Bull CBBC Jan 2011 J	0.250	20,400 per 15,000 units	20,900 per 15,000 units	2011/01/28	390,000,000	2010/09/10
63969	Credit Suisse AG	HSI R Bear CBBC Dec 2010 M	0.250	21,400 per 13,000 units	20,900 per 13,000 units	2010/12/30	390,000,000	2010/09/10
63977	Deutsche Bank AG	HSI R Bear CBBC Dec 2010 O	0.250	21,500 per 12,000 units	21,000 per 12,000 units	2010/12/30	300,000,000	2010/09/10
63978	J P Morgan SP BV	HSI R Bull CBBC Dec 2010 S	0.250	20,400 per 15,000 units	20,900 per 15,000 units	2010/12/30	200,000,000	2010/09/10
63974	KBC Fin Products Int'l Ltd.	HSI R Bull CBBC Jan 2011 M	0.250	20,400 per 10,000 units	20,900 per 10,000 units	2011/01/28	128,000,000	2010/09/10
63975	RB of Scotland N.V.	Ch Life R Bull CBBC Mar 2011 A	0.250	26.88 per 100 units	27.88 per 100 units	2011/03/31	80,000,000	2010/09/10
63979	RB of Scotland N.V.	Ch Life R Bear CBBC Mar 2011 B	0.250	33.88 per 100 units	32.88 per 100 units	2011/03/31	80,000,000	2010/09/10
63976	RB of Scotland N.V.	HSI R Bull CBBC Dec 2010 C	0.251	19,900 per 10,000 units	20,400 per 10,000 units	2010/12/30	250,000,000	2010/09/10
63967	SGA Societe Generale Acceptance N.V.	HSI R Bull CBBC Dec10H	0.250	20,200 per 10,000 units	20,700 per 10,000 units	2010/12/30	300,000,000	2010/09/10
63968	SGA Societe Generale Acceptance N.V.	HSI R Bull CBBC Dec10I	0.250	20,300 per 15,000 units	20,800 per 15,000 units	2010/12/30	300,000,000	2010/09/10
63971	SGA Societe Generale Acceptance N.V.	HSI R Bear CBBC Dec10J	0.250	21,400 per 10,000 units	20,900 per 10,000 units	2010/12/30	300,000,000	2010/09/10
63973	UBS AG	HSI R Bull CBBC Feb 2011 V	0.250	20,400 per 10,000 units	20,900 per 10,000 units	2011/02/25	200,000,000	2010/09/10
63972	UBS AG	HSI R Bear CBBC Dec 2010 I	0.250	21,500 per 15,000 units	21,000 per 15,000 units	2010/12/30	200,000,000	2010/09/10
64000	BNP Paribas Arbit Issu B.V.	HSI R Bull CBBC Apr 2011 F	0.250	19,900 per 12,000 units	20,400 per 12,000 units	2011/04/28	100,000,000	2010/09/13
64001	BNP Paribas Arbit Issu B.V.	HSI R Bull CBBC Apr 2011 G	0.250	20,300 per 10,000 units	20,800 per 10,000 units	2011/04/28	100,000,000	2010/09/13

## Newly listed callable bull/bear contracts (continued)

Code	Issuer	Name of issue	Issue prices (HK\$)	Strike price (HKD) / Strike level per 10 units	Call price (HKD) / Call level per 10 units	Expiry date	No. of issue (units)	Listing date
64002	BNP Paribas Arbit Issu B.V.	HSI R Bull CBBC May 2011 G	0.250	20,100 per 9,000 units	20,600 per 9,000 units	2011/05/30	100,000,000	2010/09/13
64016	Credit Suisse AG	A50 China R Bull CBBC Jan 2011 G	0.250	11.600	12.000	2011/01/24	100,000,000	2010/09/13
64011	Credit Suisse AG	HSI R Bull CBBC Jan 2011 I	0.250	20,800 per 13,000 units	21,300 per 13,000 units	2011/01/28	390,000,000	2010/09/13
64012	Credit Suisse AG	HSI R Bull CBBC Feb 2011 D	0.250	20,200 per 13,000 units	20,700 per 13,000 units	2011/02/25	390,000,000	2010/09/13
64015	Credit Suisse AG	HSI R Bull CBBC Feb 2011 E	0.250	20,500 per 13,000 units	21,000 per 13,000 units	2011/02/25	390,000,000	2010/09/13
63998	Credit Suisse AG	HSI R Bear CBBC Dec 2010 S	0.250	21,800 per 10,000 units	21,318 per 10,000 units	2010/12/30	400,000,000	2010/09/13
63988	Credit Suisse AG	HSI R Bear CBBC Dec 2010 T	0.250	21,500 per 10,000 units	21,018 per 10,000 units	2010/12/30	400,000,000	2010/09/13
64020	Deutsche Bank AG	HSI R Bull CBBC Dec 2010 R	0.250	20,800 per 10,000 units	21,300 per 10,000 units	2010/12/30	300,000,000	2010/09/13
64018	Deutsche Bank AG	HSI R Bull CBBC Dec 2010 X	0.250	20,400 per 15,000 units	20,900 per 15,000 units	2010/12/30	300,000,000	2010/09/13
64021	Deutsche Bank AG	HSI R Bull CBBC Jan 2011 W	0.280	19,900 per 15,000 units	20,400 per 15,000 units	2011/01/28	300,000,000	2010/09/13
64024	Deutsche Bank AG	HSI R Bull CBBC Jan 2011 Y	0.290	20,500 per 10,000 units	21,000 per 10,000 units	2011/01/28	300,000,000	2010/09/13
63985	Deutsche Bank AG	HSI R Bear CBBC Jan 2011 S	0.250	21,600 per 10,000 units	21,100 per 10,000 units	2011/01/28	300,000,000	2010/09/13
63999	Deutsche Bank AG	HSI R Bear CBBC Jan 2011 X	0.250	21,800 per 10,000 units	21,300 per 10,000 units	2011/01/28	300,000,000	2010/09/13
63992	J P Morgan SP BV	HSI R Bull CBBC Dec 2010 T	0.250	20,000 per 8,000 units	20,500 per 8,000 units	2010/12/30	200,000,000	2010/09/13
63993	J P Morgan SP BV	HSI R Bull CBBC Dec 2010 U	0.250	20,500 per 8,000 units	21,000 per 8,000 units	2010/12/30	200,000,000	2010/09/13
63994	J P Morgan SP BV	HSI R Bull CBBC Dec 2010 V	0.250	20,700 per 8,000 units	21,200 per 8,000 units	2010/12/30	200,000,000	2010/09/13
63996	J P Morgan SP BV	HSI R Bear CBBC Dec 2010 W	0.250	21,800 per 10,000 units	21,300 per 10,000 units	2010/12/30	200,000,000	2010/09/13
63997	J P Morgan SP BV	HSI R Bear CBBC Dec 2010 X	0.265	22,600 per 12,000 units	22,100 per 12,000 units	2010/12/30	200,000,000	2010/09/13
63995	J P Morgan SP BV	HSI R Bear CBBC Jan 2011 B	0.250	23,600 per 10,000 units	23,100 per 10,000 units	2011/01/28	200,000,000	2010/09/13
64029	KBC Fin Products Int'l Ltd.	HSI R Bull CBBC Jan 2011 N	0.250	20,700 per 10,000 units	21,200 per 10,000 units	2011/01/28	128,000,000	2010/09/13
64025	CC Rabobank B.A.	HSI R Bull CBBC Jan 2011 C	0.250	20,300 per 10,000 units	20,800 per 10,000 units	2011/01/28	200,000,000	2010/09/13
64026	CC Rabobank B.A.	HSI R Bull CBBC Jan 2011 D	0.250	20,500 per 10,000 units	21,000 per 10,000 units	2011/01/28	200,000,000	2010/09/13
64027	CC Rabobank B.A.	HSI R Bull CBBC Jan 2011 E	0.250	20,700 per 10,000 units	21,200 per 10,000 units	2011/01/28	200,000,000	2010/09/13
64003	RB of Scotland N.V.	HSI R Bull CBBC Dec 2010 D	0.251	20,100 per 13,000 units	20,600 per 13,000 units	2010/12/30	250,000,000	2010/09/13
64004	RB of Scotland N.V.	HSI R Bull CBBC Dec 2010 E	0.250	20,300 per 13,000 units	20,800 per 13,000 units	2010/12/30	250,000,000	2010/09/13
64008	RB of Scotland N.V.	HSI R Bear CBBC Dec 2010 F	0.250	22,700 per 13,000 units	22,200 per 13,000 units	2010/12/30	250,000,000	2010/09/13
63982	SGA Societe Generale Acceptance N.V.	HSI R Bull CBBC Dec10K	0.250	20,400 per 12,000 units	20,900 per 12,000 units	2010/12/30	300,000,000	2010/09/13
63989	SGA Societe Generale Acceptance N.V.	HSI R Bull CBBC Dec10M	0.250	20,500 per 10,000 units	21,000 per 10,000 units	2010/12/30	300,000,000	2010/09/13
63990	SGA Societe Generale Acceptance N.V.	HSI R Bull CBBC Dec10N	0.250	20,600 per 15,000 units	21,100 per 15,000 units	2010/12/30	300,000,000	2010/09/13
63991	SGA Societe Generale Acceptance N.V.	HSI R Bull CBBC Dec10O	0.250	20,700 per 12,000 units	21,200 per 12,000 units	2010/12/30	300,000,000	2010/09/13
63987	SGA Societe Generale Acceptance N.V.	HSI R Bear CBBC Dec10L	0.250	21,500 per 15,000 units	21,000 per 15,000 units	2010/12/30	300,000,000	2010/09/13
64009	UBS AG	HKEx R Bull CBBC Jan 2011 A	0.250	117.88 per 100 units	123.88 per 100 units	2011/01/17	100,000,000	2010/09/13
64013	UBS AG	HKEx R Bear CBBC Jan 2011 B	0.250	149.88 per 100 units	143.88 per 100 units	2011/01/17	100,000,000	2010/09/13
64010	UBS AG	HKEx R Bear CBBC Feb 2011 B	0.295	159.88 per 100 units	153.88 per 100 units	2011/02/14	100,000,000	2010/09/13
64006	UBS AG	HSI R Bull CBBC Dec 2010 B	0.250	20,800 per 10,000 units	21,300 per 10,000 units	2010/12/30	200,000,000	2010/09/13
64005	UBS AG	HSI R Bull CBBC Dec 2010 L	0.250	20,500 per 15,000 units	21,000 per 15,000 units	2010/12/30	200,000,000	2010/09/13
64007	UBS AG	HSI R Bull CBBC Mar 2011 H	0.250	20,300 per 38,000 units	20,800 per 38,000 units	2011/03/30	400,000,000	2010/09/13
63983	UBS AG	HSI R Bear CBBC Dec 2010 S	0.250	21,700 per 12,000 units	21,200 per 12,000 units	2010/12/30	200,000,000	2010/09/13
63984	UBS AG	HSI R Bear CBBC Feb 2011 W	0.250	21,500 per 10,000 units	21,000 per 10,000 units	2011/02/25	200,000,000	2010/09/13
64039	Credit Suisse AG	HSI R Bull CBBC Jan 2011 D	0.250	20,700 per 15,000 units	21,200 per 15,000 units	2011/01/28	390,000,000	2010/09/14
64045	Credit Suisse AG	HSI R Bull CBBC Jan 2011 L	0.250	20,900 per 10,000 units	21,388 per 10,000 units	2011/01/28	300,000,000	2010/09/14
64038	Credit Suisse AG	HSI R Bear CBBC Dec 2010 H	0.250	21,900 per 15,000 units	21,400 per 15,000 units	2010/12/30	390,000,000	2010/09/14
64057	Deutsche Bank AG	HSCEI R Bull CBBC Jan 2011 B	0.250	11,100 per 8,000 units	11,500 per 8,000 units	2011/01/28	150,000,000	2010/09/14

## Newly listed callable bull/bear contracts (continued)

Code	Issuer	Name of issue	Issue prices (HK\$)	Strike price (HKD) / Strike level per 10 units	Call price (HKD) / Call level per 10 units	Expiry date	No. of issue (units)	Listing date
64050	Deutsche Bank AG	HSI R Bull CBBC Feb 2011 S	0.250	20,700 per 8,000 units	21,200 per 8,000 units	2011/02/25	300,000,000	2010/09/14
64056	Deutsche Bank AG	HSI R Bear CBBC Jan 2011 G	0.310	24,300 per 12,000 units	23,800 per 12,000 units	2011/01/28	300,000,000	2010/09/14
64055	Deutsche Bank AG	HSI R Bear CBBC Jan 2011 H	0.270	23,800 per 12,000 units	23,300 per 12,000 units	2011/01/28	300,000,000	2010/09/14
64052	Deutsche Bank AG	HSI R Bear CBBC Jan 2011 U	0.370	23,600 per 8,000 units	23,100 per 8,000 units	2011/01/28	300,000,000	2010/09/14
64051	Deutsche Bank AG	HSI R Bear CBBC Jan 2011 Z	0.320	23,200 per 8,000 units	22,700 per 8,000 units	2011/01/28	300,000,000	2010/09/14
64044	Deutsche Bank AG	HSI R Bear CBBC Feb 2011 R	0.250	21,900 per 15,000 units	21,400 per 15,000 units	2011/02/25	300,000,000	2010/09/14
64054	Deutsche Bank AG	HSI R Bear CBBC Feb 2011 T	0.400	24,400 per 10,000 units	23,900 per 10,000 units	2011/02/25	300,000,000	2010/09/14
64035	HK Bank	HSI R Bull CBBC Feb 2011 B	0.250	20,100 per 15,000 units	20,600 per 15,000 units	2011/02/25	120,000,000	2010/09/14
64036	HK Bank	HSI R Bull CBBC Feb 2011 C	0.250	20,400 per 12,000 units	20,900 per 12,000 units	2011/02/25	120,000,000	2010/09/14
64037	HK Bank	HSI R Bull CBBC Feb 2011 D	0.250	20,700 per 10,000 units	21,200 per 10,000 units	2011/02/25	120,000,000	2010/09/14
64060	J P Morgan SP BV	HSI R Bull CBBC Dec 2010 Y	0.250	20,600 per 15,000 units	21,100 per 15,000 units	2010/12/30	200,000,000	2010/09/14
64061	J P Morgan SP BV	HSI R Bull CBBC Dec 2010 Z	0.250	20,900 per 10,000 units	21,400 per 10,000 units	2010/12/30	200,000,000	2010/09/14
64048	KBC Fin Products Int'l Ltd.	HSI R Bull CBBC Dec 2010 R	0.250	20,500 per 8,000 units	21,000 per 8,000 units	2010/12/30	128,000,000	2010/09/14
64033	Macquarie Bank Ltd.	HSI R Bull CBBC Dec 2010 C	0.250	20,000 per 11,000 units	20,600 per 11,000 units	2010/12/30	200,000,000	2010/09/14
64030	Merrill Lynch Int'l & Co. C.V.	HSI R Bull CBBC Dec 2010 E	0.160	19,850 per 10,000 units	20,350 per 10,000 units	2010/12/30	150,000,000	2010/09/14
64034	Merrill Lynch Int'l & Co. C.V.	HSI R Bear CBBC Dec 2010 F	0.208	23,300 per 10,000 units	22,800 per 10,000 units	2010/12/30	150,000,000	2010/09/14
64031	Merrill Lynch Int'l & Co. C.V.	HSI R Bear CBBC Jan 2011 A	0.194	23,800 per 13,000 units	23,300 per 13,000 units	2011/01/28	150,000,000	2010/09/14
64032	Merrill Lynch Int'l & Co. C.V.	HSI R Bear CBBC Jan 2011 B	0.209	24,300 per 15,000 units	23,800 per 15,000 units	2011/01/28	150,000,000	2010/09/14
64049	RB of Scotland N.V.	A50 China R Bull CBBC Jan 2011 A	0.250	11.280	11.780	2011/01/21	80,000,000	2010/09/14
64053	RB of Scotland N.V.	A50 China R Bear CBBC Jan 2011 B	0.250	13.480	12.980	2011/01/21	80,000,000	2010/09/14
64041	UBS AG	A50 China R Bull CBBC Jan 2011 N	0.250	11.600	12.000	2011/01/17	100,000,000	2010/09/14
64042	UBS AG	HSCEI R Bull CBBC Jan 2011 D	0.250	10,800 per 12,000 units	11,300 per 12,000 units	2011/01/28	100,000,000	2010/09/14
64047	UBS AG	HSI R Bull CBBC Jan 2011 L	0.250	20,500 per 10,000 units	21,000 per 10,000 units	2011/01/28	200,000,000	2010/09/14
64046	UBS AG	HSI R Bull CBBC Feb 2011 X	0.250	20,900 per 12,000 units	21,400 per 12,000 units	2011/02/25	200,000,000	2010/09/14
64043	UBS AG	HSI R Bear CBBC Jan 2011 I	0.250	21,900 per 12,000 units	21,400 per 12,000 units	2011/01/28	200,000,000	2010/09/14
64040	UBS AG	TCH R Bull CBBC Jan 2011 C	0.250	138.88 per 100 units	138.88 per 100 units	2011/01/17	100,000,000	2010/09/14
64075	Credit Suisse AG	HSI R Bear CBBC Jan 2011 M	0.250	21,600 per 15,000 units	21,100 per 15,000 units	2011/01/28	390,000,000	2010/09/15
64065	Deutsche Bank AG	HSI R Bull CBBC Feb 2011 U	0.250	20,600 per 12,000 units	21,100 per 12,000 units	2011/02/25	300,000,000	2010/09/15
64066	Deutsche Bank AG	HSI R Bear CBBC Feb 2011 V	0.250	21,700 per 8,000 units	21,200 per 8,000 units	2011/02/25	300,000,000	2010/09/15
64074	J P Morgan SP BV	HSI R Bear CBBC Dec 2010 G	0.250	21,900 per 13,000 units	21,400 per 13,000 units	2010/12/30	200,000,000	2010/09/15
64072	J P Morgan SP BV	HSI R Bear CBBC Dec 2010 H	0.250	21,700 per 8,000 units	21,200 per 8,000 units	2010/12/30	200,000,000	2010/09/15
64071	J P Morgan SP BV	HSI R Bear CBBC Dec 2010 I	0.250	21,600 per 10,000 units	21,100 per 10,000 units	2010/12/30	200,000,000	2010/09/15
64080	KBC Fin Products Int'l Ltd.	HSI R Bear CBBC Jan 2011 O	0.250	21,600 per 12,000 units	21,100 per 12,000 units	2011/01/28	128,000,000	2010/09/15
64081	CC Rabobank B.A.	HSI R Bear CBBC Jan 2011 F	0.250	21,700 per 10,000 units	21,200 per 10,000 units	2011/01/28	200,000,000	2010/09/15
64082	CC Rabobank B.A.	HSI R Bear CBBC Jan 2011 G	0.250	21,900 per 10,000 units	21,400 per 10,000 units	2011/01/28	200,000,000	2010/09/15
64063	SGA Societe Generale Acceptance N.V.	HSI R Bull CBBC Dec10P	0.250	20,800 per 10,000 units	21,300 per 10,000 units	2010/12/30	300,000,000	2010/09/15
64064	SGA Societe Generale Acceptance N.V.	HSI R Bull CBBC Dec10Q	0.250	20,900 per 15,000 units	21,400 per 15,000 units	2010/12/30	300,000,000	2010/09/15
64067	SGA Societe Generale Acceptance N.V.	HSI R Bear CBBC Dec10R	0.250	21,600 per 12,000 units	21,100 per 12,000 units	2010/12/30	300,000,000	2010/09/15
64068	SGA Societe Generale Acceptance N.V.	HSI R Bear CBBC Dec10S	0.250	21,700 per 10,000 units	21,200 per 10,000 units	2010/12/30	300,000,000	2010/09/15
64069	SGA Societe Generale Acceptance N.V.	HSI R Bear CBBC Dec10T	0.250	21,800 per 15,000 units	21,300 per 15,000 units	2010/12/30	300,000,000	2010/09/15
64070	SGA Societe Generale Acceptance N.V.	HSI R Bear CBBC Dec10U	0.250	21,900 per 12,000 units	21,400 per 12,000 units	2010/12/30	300,000,000	2010/09/15
64062	UBS AG	HSI R Bull CBBC Dec 2010 J	0.250	20,700 per 12,000 units	21,200 per 12,000 units	2010/12/30	200,000,000	2010/09/15
64077	UBS AG	HSI R Bear CBBC Dec 2010 Z	0.250	21,600 per 10,000 units	21,100 per 10,000 units	2010/12/30	200,000,000	2010/09/15

## Newly listed callable bull/bear contracts (continued)

Code	Issuer	Name of issue	Issue prices (HK\$)	Strike price (HKD) / Strike level per 10 units	Call price (HKD) / Call level per 10 units	Expiry date	No. of issue (units)	Listing date
64078	UBS AG	HSI R Bear CBBC Jan 2011 R	0.250	21,800 per 10,000 units	21,300 per 10,000 units	2011/01/28	200,000,000	2010/09/15
64087	Credit Suisse AG	China Mobile R Bear CBBC Jan 2011 C	0.250	87 per 100 units	83 per 100 units	2011/01/17	100,000,000	2010/09/16
64086	Credit Suisse AG	HSI R Bull CBBC Jan 2011 N	0.250	20,600 per 10,000 units	21,088 per 10,000 units	2011/01/28	300,000,000	2010/09/16
64085	Credit Suisse AG	HSI R Bear CBBC Dec 2010 I	0.250	21,700 per 13,000 units	21,200 per 13,000 units	2010/12/30	390,000,000	2010/09/16
64090	Deutsche Bank AG	China Mobile R Bear CBBC Feb 2011 A	0.250	87.88 per 100 units	83.88 per 100 units	2011/02/14	150,000,000	2010/09/16
64083	HK Bank	A50 R Bull CBBC Feb 2011 D	0.250	10.680	10.980	2011/02/08	160,000,000	2010/09/16
64084	HK Bank	A50 R Bull CBBC Mar 2011 A	0.250	11.480	11.780	2011/03/08	160,000,000	2010/09/16
64088	UBS AG	China Mobile R Bear CBBC Jan 2011 C	0.250	86.88 per 100 units	82.88 per 100 units	2011/01/17	100,000,000	2010/09/16
64089	UBS AG	HSI R Bull CBBC Mar 2011 I	0.250	20,600 per 10,000 units	21,100 per 10,000 units	2011/03/30	200,000,000	2010/09/16
63017 <sup>†</sup>	Deutsche Bank AG	HSI R Bear CBBC Jan 2011 K	0.120	23,400 per 15,000 units	22,900 per 15,000 units	2011/01/28	300,000,000	2010/09/16
64091	BNP Paribas Arbit Issu B.V.	HSI R Bull CBBC Sep 2011 A	0.250	19,800 per 10,000 units	20,000 per 10,000 units	2011/09/29	100,000,000	2010/09/17
64092	BNP Paribas Arbit Issu B.V.	HSI R Bull CBBC Sep 2011 B	0.250	20,300 per 10,000 units	20,500 per 10,000 units	2011/09/29	100,000,000	2010/09/17
64093	BNP Paribas Arbit Issu B.V.	HSI R Bear CBBC Oct 2011 A	0.250	22,200 per 10,000 units	22,000 per 10,000 units	2011/10/28	100,000,000	2010/09/17
64094	BNP Paribas Arbit Issu B.V.	HSI R Bear CBBC Oct 2011 B	0.250	22,700 per 10,000 units	22,500 per 10,000 units	2011/10/28	100,000,000	2010/09/17
64098	UBS AG	HKEx R Bull CBBC Jan 2011 C	0.250	122.88 per 100 units	128.88 per 100 units	2011/01/10	100,000,000	2010/09/17
64099	UBS AG	HKEx R Bear CBBC Feb 2011 C	0.320	164.88 per 100 units	158.88 per 100 units	2011/02/21	100,000,000	2010/09/17
64097	UBS AG	HSI R Bull CBBC Jan 2011 S	0.250	19,500 per 10,000 units	20,000 per 10,000 units	2011/01/28	200,000,000	2010/09/17
64095	UBS AG	HSI R Bull CBBC Mar 2011 J	0.250	19,700 per 12,000 units	20,200 per 12,000 units	2011/03/30	200,000,000	2010/09/17
64100	UBS AG	HSI R Bear CBBC Mar 2011 K	0.250	23,200 per 10,000 units	22,700 per 10,000 units	2011/03/30	200,000,000	2010/09/17
64101	UBS AG	HSI R Bear CBBC Mar 2011 L	0.250	23,600 per 10,000 units	23,100 per 10,000 units	2011/03/30	200,000,000	2010/09/17
64102	UBS AG	HSI R Bear CBBC Apr 2011 D	0.250	23,500 per 15,000 units	23,000 per 15,000 units	2011/04/28	200,000,000	2010/09/17
64112	BNP Paribas Arbit Issu B.V.	HSI R Bull CBBC May 2011 H	0.250	20,700 per 10,000 units	21,200 per 10,000 units	2011/05/30	100,000,000	2010/09/20
64113	BNP Paribas Arbit Issu B.V.	HSI R Bull CBBC Jun 2011 D	0.250	20,500 per 12,000 units	21,000 per 12,000 units	2011/06/29	100,000,000	2010/09/20
64134	Credit Suisse AG	HSI R Bull CBBC Jan 2011 B	0.250	21,100 per 13,000 units	21,600 per 13,000 units	2011/01/28	390,000,000	2010/09/20
64114	Credit Suisse AG	HSI R Bear CBBC Dec 2010 O	0.250	21,800 per 10,000 units	21,318 per 10,000 units	2010/12/30	300,000,000	2010/09/20
64119	Credit Suisse AG	HSI R Bear CBBC Jan 2011 O	0.250	22,000 per 13,000 units	21,500 per 13,000 units	2011/01/28	390,000,000	2010/09/20
64135	Deutsche Bank AG	HSI R Bull CBBC Feb 2011 W	0.250	20,900 per 12,000 units	21,400 per 12,000 units	2011/02/25	300,000,000	2010/09/20
64136	Deutsche Bank AG	HSI R Bull CBBC Feb 2011 X	0.260	21,100 per 10,000 units	21,600 per 10,000 units	2011/02/25	300,000,000	2010/09/20
64124	Deutsche Bank AG	HSI R Bear CBBC Dec 2010 S	0.280	22,100 per 10,000 units	21,600 per 10,000 units	2010/12/30	300,000,000	2010/09/20
64123	Deutsche Bank AG	HSI R Bear CBBC Dec 2010 Y	0.250	21,800 per 10,000 units	21,300 per 10,000 units	2010/12/30	300,000,000	2010/09/20
64128	J P Morgan SP BV	HSI R Bull CBBC Dec 2010 J	0.250	20,800 per 15,000 units	21,300 per 15,000 units	2010/12/30	200,000,000	2010/09/20
64131	J P Morgan SP BV	HSI R Bull CBBC Dec 2010 M	0.250	21,100 per 10,000 units	21,600 per 10,000 units	2010/12/30	200,000,000	2010/09/20
64129	J P Morgan SP BV	HSI R Bull CBBC Dec 2010 N	0.250	21,000 per 8,000 units	21,500 per 8,000 units	2010/12/30	200,000,000	2010/09/20
64137	KBC Fin Products Int'l Ltd.	HSI R Bull CBBC Jan 2011 Q	0.250	20,900 per 10,000 units	21,400 per 10,000 units	2011/01/28	128,000,000	2010/09/20
64138	KBC Fin Products Int'l Ltd.	HSI R Bull CBBC Jan 2011 R	0.250	21,100 per 12,000 units	21,600 per 12,000 units	2011/01/28	128,000,000	2010/09/20
64120	KBC Fin Products Int'l Ltd.	HSI R Bear CBBC Jan 2011 P	0.250	22,100 per 12,000 units	21,600 per 12,000 units	2011/01/28	128,000,000	2010/09/20
64139	CC Rabobank B.A.	HSI R Bull CBBC Jan 2011 H	0.250	21,100 per 10,000 units	21,600 per 10,000 units	2011/01/28	200,000,000	2010/09/20
64140	CC Rabobank B.A.	HSI R Bull CBBC Jan 2011 I	0.250	20,900 per 10,000 units	21,400 per 10,000 units	2011/01/28	200,000,000	2010/09/20
64111	SGA Societe Generale Acceptance N.V.	CMob R Bull CBBC Jan11A	0.250	63 per 100 units	66 per 100 units	2011/01/26	300,000,000	2010/09/20
64125	SGA Societe Generale Acceptance N.V.	HSI R Bull CBBC Dec10V	0.250	21,000 per 12,000 units	21,500 per 12,000 units	2010/12/30	300,000,000	2010/09/20
64126	SGA Societe Generale Acceptance N.V.	HSI R Bull CBBC Dec10W	0.250	21,100 per 10,000 units	21,600 per 10,000 units	2010/12/30	300,000,000	2010/09/20
64103	SGA Societe Generale Acceptance N.V.	HSI R Bull CBBC Feb11D	0.330	19,000 per 10,000 units	19,500 per 10,000 units	2011/02/25	300,000,000	2010/09/20
64104	SGA Societe Generale Acceptance N.V.	HSI R Bull CBBC Feb11E	0.250	19,100 per 15,000 units	19,600 per 15,000 units	2011/02/25	300,000,000	2010/09/20

## Newly listed callable bull/bear contracts (continued)

Code	Issuer	Name of issue	Issue prices (HK\$)	Strike price (HKD) / Strike level per 10 units	Call price (HKD) / Call level per 10 units	Expiry date	No. of issue (units)	Listing date
64105	SGA Societe Generale Acceptance N.V.	HSI R Bull CBBC Feb11F	0.255	19,200 per 12,000 units	19,700 per 12,000 units	2011/02/25	300,000,000	2010/09/20
64106	SGA Societe Generale Acceptance N.V.	HSI R Bull CBBC Feb11G	0.290	19,300 per 10,000 units	19,800 per 10,000 units	2011/02/25	300,000,000	2010/09/20
64107	SGA Societe Generale Acceptance N.V.	HSI R Bull CBBC Feb11H	0.250	19,400 per 15,000 units	19,900 per 15,000 units	2011/02/25	300,000,000	2010/09/20
64108	SGA Societe Generale Acceptance N.V.	HSI R Bull CBBC Feb11I	0.250	19,500 per 12,000 units	20,000 per 12,000 units	2011/02/25	300,000,000	2010/09/20
64109	SGA Societe Generale Acceptance N.V.	HSI R Bull CBBC Feb11J	0.250	19,600 per 10,000 units	20,100 per 10,000 units	2011/02/25	300,000,000	2010/09/20
64110	SGA Societe Generale Acceptance N.V.	HSI R Bull CBBC Feb11K	0.250	19,700 per 15,000 units	20,200 per 15,000 units	2011/02/25	300,000,000	2010/09/20
64127	SGA Societe Generale Acceptance N.V.	HSI R Bear CBBC Dec10X	0.250	22,200 per 12,000 units	21,700 per 12,000 units	2010/12/30	300,000,000	2010/09/20
64141	UBS AG	HKEx R Bull CBBC Jan 2011 D	0.250	127.88 per 100 units	133.88 per 100 units	2011/01/24	100,000,000	2010/09/20
64143	UBS AG	HKEx R Bear CBBC Feb 2011 D	0.325	169.88 per 100 units	163.88 per 100 units	2011/02/28	100,000,000	2010/09/20
64145	UBS AG	HSI R Bull CBBC Dec 2010 U	0.250	21,100 per 12,000 units	21,600 per 12,000 units	2010/12/30	200,000,000	2010/09/20
64146	UBS AG	HSI R Bull CBBC Jan 2011 O	0.250	21,000 per 10,000 units	21,500 per 10,000 units	2011/01/28	200,000,000	2010/09/20
64144	UBS AG	HSI R Bull CBBC Apr 2011 E	0.250	20,800 per 38,000 units	21,300 per 38,000 units	2011/04/28	400,000,000	2010/09/20
64122	UBS AG	HSI R Bear CBBC Jan 2011 J	0.250	22,200 per 10,000 units	21,700 per 10,000 units	2011/01/28	200,000,000	2010/09/20
64121	UBS AG	HSI R Bear CBBC Jan 2011 N	0.250	22,000 per 15,000 units	21,500 per 15,000 units	2011/01/28	200,000,000	2010/09/20
64149	UBS AG	HSI R Bear CBBC Feb 2011 Y	0.250	23,100 per 12,000 units	22,600 per 12,000 units	2011/02/25	200,000,000	2010/09/20
64150	UBS AG	HSI R Bear CBBC Mar 2011 M	0.250	24,000 per 15,000 units	23,500 per 15,000 units	2011/03/30	200,000,000	2010/09/20
64151	UBS AG	HSI R Bear CBBC Apr 2011 F	0.250	23,300 per 12,000 units	22,800 per 12,000 units	2011/04/28	200,000,000	2010/09/20
64152	UBS AG	HSI R Bear CBBC Apr 2011 G	0.250	24,300 per 38,000 units	23,800 per 38,000 units	2011/04/28	200,000,000	2010/09/20
64166	Credit Suisse AG	HKEx R Bull CBBC Jan 2011 A	0.250	124 per 100 units	130 per 100 units	2011/01/17	100,000,000	2010/09/21
64165	Credit Suisse AG	HSI R Bull CBBC Dec 2010 T	0.250	21,200 per 10,000 units	21,688 per 10,000 units	2010/12/30	300,000,000	2010/09/21
64160	Credit Suisse AG	HSI R Bull CBBC Feb 2011 F	0.250	20,300 per 22,000 units	20,800 per 22,000 units	2011/02/25	330,000,000	2010/09/21
64159	Credit Suisse AG	HSI R Bear CBBC Dec 2010 M	0.250	22,200 per 15,000 units	21,700 per 15,000 units	2010/12/30	390,000,000	2010/09/21
64167	Credit Suisse AG	HSI R Bear CBBC Feb 2011 G	0.250	22,800 per 22,000 units	22,300 per 22,000 units	2011/02/25	330,000,000	2010/09/21
64161	Credit Suisse AG	TCH R Bull CBBC Jan 2011 B	0.250	132 per 100 units	140 per 100 units	2011/01/24	100,000,000	2010/09/21
64186	Deutsche Bank AG	HSCEI R Bear CBBC Jan 2011 C	0.280	14,000 per 8,000 units	13,600 per 8,000 units	2011/01/28	150,000,000	2010/09/21
64174	Deutsche Bank AG	HSI R Bull CBBC Jan 2011 F	0.250	21,200 per 8,000 units	21,700 per 8,000 units	2011/01/28	300,000,000	2010/09/21
64158	Deutsche Bank AG	HSI R Bull CBBC Jan 2011 P	0.250	20,850 per 15,000 units	21,350 per 15,000 units	2011/01/28	300,000,000	2010/09/21
64169	Deutsche Bank AG	HSI R Bull CBBC Mar 2011 L	0.250	19,900 per 40,000 units	20,500 per 40,000 units	2011/03/30	300,000,000	2010/09/21
64164	Deutsche Bank AG	HSI R Bear CBBC Jan 2011 T	0.260	22,000 per 12,000 units	21,700 per 12,000 units	2011/01/28	300,000,000	2010/09/21
64187	J P Morgan SP BV	HSI R Bear CBBC Dec 2010 L	0.250	22,200 per 10,000 units	21,700 per 10,000 units	2010/12/30	200,000,000	2010/09/21
64168	KBC Fin Products Int'l Ltd.	HSI R Bull CBBC Jan 2011 S	0.250	21,200 per 8,000 units	21,700 per 8,000 units	2011/01/28	128,000,000	2010/09/21
64175	KBC Fin Products Int'l Ltd.	HSI R Bull CBBC Jan 2011 T	0.250	20,200 per 12,000 units	20,700 per 12,000 units	2011/01/28	128,000,000	2010/09/21
64176	KBC Fin Products Int'l Ltd.	HSI R Bull CBBC Feb 2011 E	0.250	19,600 per 12,000 units	20,100 per 12,000 units	2011/02/25	128,000,000	2010/09/21
64177	KBC Fin Products Int'l Ltd.	HSI R Bull CBBC Feb 2011 F	0.250	19,800 per 12,000 units	20,300 per 12,000 units	2011/02/25	128,000,000	2010/09/21
64181	KBC Fin Products Int'l Ltd.	HSI R Bear CBBC Feb 2011 G	0.250	23,200 per 12,000 units	22,700 per 12,000 units	2011/02/25	128,000,000	2010/09/21
64178	RB of Scotland N.V.	HSCEI R Bear CBBC Jan 2011 A	0.251	13,300 per 10,000 units	12,800 per 10,000 units	2011/01/28	250,000,000	2010/09/21
64179	RB of Scotland N.V.	HSCEI R Bear CBBC Jan 2011 B	0.251	13,700 per 10,000 units	13,200 per 10,000 units	2011/01/28	250,000,000	2010/09/21
64182	RB of Scotland N.V.	HSI R Bull CBBC Dec 2010 G	0.251	20,500 per 13,000 units	21,000 per 13,000 units	2010/12/30	250,000,000	2010/09/21
64184	RB of Scotland N.V.	HSI R Bull CBBC Dec 2010 H	0.251	20,700 per 10,000 units	21,200 per 10,000 units	2010/12/30	250,000,000	2010/09/21
64185	RB of Scotland N.V.	HSI R Bear CBBC Jan 2011 A	0.251	23,700 per 13,000 units	23,200 per 13,000 units	2011/01/28	250,000,000	2010/09/21
64170	UBS AG	China Life R Bull CBBC Jan 2011 F	0.250	28.880	29.880	2011/01/17	200,000,000	2010/09/21
64153	UBS AG	HSCEI R Bull CBBC Feb 2011 B	0.250	11,000 per 20,000 units	11,500 per 20,000 units	2011/02/25	100,000,000	2010/09/21
64157	UBS AG	HSCEI R Bear CBBC Feb 2011 C	0.250	13,300 per 12,000 units	12,800 per 12,000 units	2011/02/25	100,000,000	2010/09/21

## Newly listed callable bull/bear contracts (continued)

Code	Issuer	Name of issue	Issue prices (HK\$)	Strike price (HKD) / Strike level per 10 units	Call price (HKD) / Call level per 10 units	Expiry date	No. of issue (units)	Listing date
64154	UBS AG	HSCEI R Bear CBBC Mar 2011 A	0.250	13,500 per 20,000 units	13,000 per 20,000 units	2011/03/30	100,000,000	2010/09/21
64156	UBS AG	HSCEI R Bear CBBC Mar 2011 B	0.250	13,800 per 12,000 units	13,300 per 12,000 units	2011/03/30	100,000,000	2010/09/21
64172	UBS AG	HSI R Bull CBBC Feb 2011 Z	0.250	21,200 per 10,000 units	21,700 per 10,000 units	2011/02/25	200,000,000	2010/09/21
64173	UBS AG	HSI R Bull CBBC Mar 2011 N	0.250	21,000 per 15,000 units	21,500 per 15,000 units	2011/03/30	200,000,000	2010/09/21
64171	UBS AG	TCH R Bull CBBC Jan 2011 D	0.250	135.88 per 100 units	143.88 per 100 units	2011/01/10	100,000,000	2010/09/21
64200	Credit Suisse AG	HSI R Bull CBBC Jan 2011 P	0.250	21,000 per 15,000 units	21,500 per 15,000 units	2011/01/28	390,000,000	2010/09/22
64198	Credit Suisse AG	HSI R Bear CBBC Dec 2010 S	0.250	22,300 per 13,000 units	21,800 per 13,000 units	2010/12/30	390,000,000	2010/09/22
64193	HK Bank	HSI R Bear CBBC Feb 2011 E	0.250	22,500 per 10,000 units	22,018 per 10,000 units	2011/02/25	150,000,000	2010/09/22
64194	HK Bank	HSI R Bear CBBC Mar 2011 A	0.250	22,800 per 12,000 units	22,300 per 12,000 units	2011/03/30	150,000,000	2010/09/22
64197	HK Bank	HSI R Bear CBBC Mar 2011 B	0.250	24,400 per 38,000 units	23,888 per 38,000 units	2011/03/30	280,000,000	2010/09/22
64188	SGA Societe Generale Acceptance N.V.	HSI R Bear CBBC Jan11D	0.250	22,400 per 15,000 units	21,900 per 15,000 units	2011/01/28	300,000,000	2010/09/22
64189	SGA Societe Generale Acceptance N.V.	HSI R Bear CBBC Jan11E	0.250	22,500 per 12,000 units	22,000 per 12,000 units	2011/01/28	300,000,000	2010/09/22
64190	SGA Societe Generale Acceptance N.V.	HSI R Bear CBBC Jan11F	0.250	22,600 per 10,000 units	22,100 per 10,000 units	2011/01/28	300,000,000	2010/09/22
64191	SGA Societe Generale Acceptance N.V.	HSI R Bear CBBC Jan11G	0.250	22,700 per 15,000 units	22,200 per 15,000 units	2011/01/28	300,000,000	2010/09/22
64192	SGA Societe Generale Acceptance N.V.	HSI R Bear CBBC Jan11H	0.250	22,800 per 12,000 units	22,300 per 12,000 units	2011/01/28	300,000,000	2010/09/22
64199	SGA Societe Generale Acceptance N.V.	HSI R Bear CBBC Jan11I	0.250	22,300 per 10,000 units	21,800 per 10,000 units	2011/01/28	300,000,000	2010/09/22
64201	UBS AG	HSI R Bear CBBC Jan 2011 H	0.250	22,300 per 12,000 units	21,800 per 12,000 units	2011/01/28	200,000,000	2010/09/22
64202	UBS AG	HSI R Bear CBBC Mar 2011 O	0.250	23,900 per 12,000 units	23,400 per 12,000 units	2011/03/30	200,000,000	2010/09/22
63113 <sup>†</sup>	RB of Scotland N.V.	DJIA R Bear CBBC Dec 2010 D	0.156	11,250 per 30,000 units	10,850 per 30,000 units	2010/12/17	80,000,000	2010/09/22
63579 <sup>†</sup>	RB of Scotland N.V.	DJIA R Bear CBBC Dec 2010 G	0.225	11,400 per 30,000 units	11,000 per 30,000 units	2010/12/17	60,000,000	2010/09/22
64203	Credit Suisse AG	HKEX R Bear CBBC Jan 2011 B	0.250	154 per 100 units	148 per 100 units	2011/01/17	100,000,000	2010/09/24
64206	Deutsche Bank AG	HSI R Bear CBBC Jan 2011 I	0.270	22,250 per 8,000 units	21,750 per 8,000 units	2011/01/28	300,000,000	2010/09/24
64207	Deutsche Bank AG	HSI R Bear CBBC Feb 2011 Y	0.250	22,300 per 12,000 units	21,800 per 12,000 units	2011/02/25	300,000,000	2010/09/24
64204	UBS AG	Cheung Kong R Bear CBBC Feb 2011 A	0.250	121.88 per 100 units	113.88 per 100 units	2011/02/14	100,000,000	2010/09/24
64248	BNP Paribas Arbit Issu B.V.	HSI R Bull CBBC May 2011 I	0.250	20,900 per 15,000 units	21,400 per 15,000 units	2011/05/30	100,000,000	2010/09/27
64249	BNP Paribas Arbit Issu B.V.	HSI R Bull CBBC Jun 2011 E	0.250	21,100 per 10,000 units	21,600 per 10,000 units	2011/06/29	100,000,000	2010/09/27
64210	Credit Suisse AG	HSBC R Bear CBBC Jan 2011 B	0.250	98 per 100 units	93 per 100 units	2011/01/17	100,000,000	2010/09/27
64237	Credit Suisse AG	HSI R Bull CBBC Jan 2011 R	0.250	21,400 per 13,000 units	21,900 per 13,000 units	2011/01/28	390,000,000	2010/09/27
64211	Credit Suisse AG	HSI R Bear CBBC Dec 2010 H	0.250	22,400 per 10,000 units	21,918 per 10,000 units	2010/12/30	300,000,000	2010/09/27
64212	Credit Suisse AG	HSI R Bear CBBC Jan 2011 C	0.250	23,600 per 10,000 units	23,118 per 10,000 units	2011/01/28	300,000,000	2010/09/27
64213	Credit Suisse AG	HSI R Bear CBBC Jan 2011 Q	0.250	24,000 per 15,000 units	23,500 per 15,000 units	2011/01/28	390,000,000	2010/09/27
64214	Credit Suisse AG	HSI R Bear CBBC Feb 2011 H	0.250	23,700 per 15,000 units	23,200 per 15,000 units	2011/02/25	390,000,000	2010/09/27
64215	Credit Suisse AG	HSI R Bear CBBC Feb 2011 I	0.250	23,900 per 10,000 units	23,418 per 10,000 units	2011/02/25	300,000,000	2010/09/27
64216	Credit Suisse AG	HSI R Bear CBBC Feb 2011 J	0.250	24,100 per 13,000 units	23,600 per 13,000 units	2011/02/25	390,000,000	2010/09/27
64245	Deutsche Bank AG	HSI R Bull CBBC Feb 2011 Z	0.250	21,400 per 10,000 units	21,900 per 10,000 units	2011/02/25	300,000,000	2010/09/27
64217	Deutsche Bank AG	HSI R Bear CBBC Jan 2011 D	0.250	22,400 per 10,000 units	21,900 per 10,000 units	2011/01/28	300,000,000	2010/09/27
64222	J P Morgan SP BV	HSI R Bull CBBC Dec 2010 K	0.250	21,400 per 12,000 units	21,900 per 12,000 units	2010/12/30	200,000,000	2010/09/27
64221	J P Morgan SP BV	HSI R Bull CBBC Dec 2010 P	0.250	21,300 per 13,000 units	21,800 per 13,000 units	2010/12/30	200,000,000	2010/09/27
64230	KBC Fin Products Int'l Ltd.	HSI R Bull CBBC Jan 2011 U	0.250	21,300 per 10,000 units	21,800 per 10,000 units	2011/01/28	128,000,000	2010/09/27
64231	KBC Fin Products Int'l Ltd.	HSI R Bull CBBC Jan 2011 V	0.250	21,400 per 8,000 units	21,900 per 8,000 units	2011/01/28	128,000,000	2010/09/27
64232	KBC Fin Products Int'l Ltd.	HSI R Bull CBBC Feb 2011 H	0.250	20,600 per 12,000 units	21,100 per 12,000 units	2011/02/25	128,000,000	2010/09/27
64233	KBC Fin Products Int'l Ltd.	HSI R Bull CBBC Feb 2011 I	0.250	20,800 per 8,000 units	21,300 per 8,000 units	2011/02/25	128,000,000	2010/09/27
64234	KBC Fin Products Int'l Ltd.	HSI R Bull CBBC Feb 2011 J	0.250	21,000 per 10,000 units	21,500 per 10,000 units	2011/02/25	128,000,000	2010/09/27



## Newly listed callable bull/bear contracts (continued)

Code	Issuer	Name of issue	Issue prices (HK\$)	Strike price (HKD) / Strike level per 10 units	Call price (HKD) / Call level per 10 units	Expiry date	No. of issue (units)	Listing date
64247	KBC Fin Products Int'l Ltd.	HSI R Bear CBBC Feb 2011 K	0.250	23,700 per 10,000 units	23,200 per 10,000 units	2011/02/25	128,000,000	2010/09/27
64208	Macquarie Bank Ltd.	HSI R Bull CBBC Jan 2011 A	0.175	20,500 per 10,000 units	21,000 per 10,000 units	2011/01/28	200,000,000	2010/09/27
64246	CC Rabobank B.A.	HSI R Bull CBBC Jan 2011 J	0.250	21,350 per 11,000 units	21,800 per 11,000 units	2011/01/28	200,000,000	2010/09/27
64250	CC Rabobank B.A.	HSI R Bear CBBC Jan 2011 K	0.250	22,450 per 11,000 units	22,000 per 11,000 units	2011/01/28	200,000,000	2010/09/27
64251	CC Rabobank B.A.	HSI R Bear CBBC Jan 2011 L	0.250	22,650 per 11,000 units	22,200 per 11,000 units	2011/01/28	200,000,000	2010/09/27
64252	CC Rabobank B.A.	HSI R Bear CBBC Jan 2011 M	0.250	22,850 per 11,000 units	22,400 per 11,000 units	2011/01/28	200,000,000	2010/09/27
64253	CC Rabobank B.A.	HSI R Bear CBBC Jan 2011 N	0.250	23,050 per 11,000 units	22,600 per 11,000 units	2011/01/28	200,000,000	2010/09/27
64226	RB of Scotland N.V.	DJIA R Bull CBBC Mar 2011 A	0.251	9,550 per 60,000 units	9,950 per 60,000 units	2011/03/18	80,000,000	2010/09/27
64227	RB of Scotland N.V.	DJIA R Bull CBBC Mar 2011 B	0.250	9,700 per 30,000 units	10,100 per 30,000 units	2011/03/18	80,000,000	2010/09/27
64229	RB of Scotland N.V.	DJIA R Bull CBBC Mar 2011 C	0.250	9,850 per 30,000 units	10,250 per 30,000 units	2011/03/18	80,000,000	2010/09/27
64225	SGA Societe Generale Acceptance N.V.	HSI R Bull CBBC Dec10D	0.250	21,400 per 10,000 units	21,900 per 10,000 units	2010/12/30	300,000,000	2010/09/27
64223	SGA Societe Generale Acceptance N.V.	HSI R Bull CBBC Dec10Y	0.250	21,200 per 15,000 units	21,700 per 15,000 units	2010/12/30	500,000,000	2010/09/27
64224	SGA Societe Generale Acceptance N.V.	HSI R Bull CBBC Dec10Z	0.250	21,300 per 12,000 units	21,800 per 12,000 units	2010/12/30	300,000,000	2010/09/27
64242	UBS AG	HSBC R Bull CBBC Jan 2011 A	0.250	73.88 per 100 units	78.88 per 100 units	2011/01/24	100,000,000	2010/09/27
64244	UBS AG	HSI R Bull CBBC Dec 2010 T	0.250	21,400 per 10,000 units	21,900 per 10,000 units	2010/12/30	200,000,000	2010/09/27
64209	UBS AG	HSI R Bear CBBC Feb 2011 C	0.250	22,400 per 10,000 units	21,900 per 10,000 units	2011/02/25	200,000,000	2010/09/27
64243	UBS AG	SHK Ppt R Bull CBBC Feb 2011 A	0.250	100.88 per 100 units	108.88 per 100 units	2011/02/14	100,000,000	2010/09/27
64260	Credit Suisse AG	China Mobile R Bull CBBC Jan 2011 D	0.250	61 per 100 units	65 per 100 units	2011/01/24	100,000,000	2010/09/28
64261	Credit Suisse AG	A50 China R Bull CBBC Jan 2011 H	0.250	9.600	10.000	2011/01/24	100,000,000	2010/09/28
64262	Credit Suisse AG	HKEx R Bear CBBC Jan 2011 C	0.250	159 per 100 units	153 per 100 units	2011/01/24	100,000,000	2010/09/28
64259	Credit Suisse AG	HSBC R Bull CBBC Jan 2011 C	0.250	60 per 100 units	65 per 100 units	2011/01/24	100,000,000	2010/09/28
64256	Credit Suisse AG	HSI R Bull CBBC Feb 2011 K	0.250	21,300 per 15,000 units	21,800 per 15,000 units	2011/02/25	390,000,000	2010/09/28
64263	Credit Suisse AG	HSI R Bear CBBC Dec 2010 D	0.250	23,300 per 10,000 units	22,818 per 10,000 units	2010/12/30	300,000,000	2010/09/28
64266	Credit Suisse AG	HSI R Bear CBBC Dec 2010 I	0.250	22,500 per 15,000 units	22,000 per 15,000 units	2010/12/30	390,000,000	2010/09/28
64268	Credit Suisse AG	TCH R Bear CBBC Jan 2011 C	0.295	186 per 100 units	178 per 100 units	2011/01/17	100,000,000	2010/09/28
64265	Deutsche Bank AG	HSI R Bull CBBC Dec 2010 C	0.250	21,300 per 12,000 units	21,800 per 12,000 units	2010/12/30	300,000,000	2010/09/28
64269	Deutsche Bank AG	HSI R Bear CBBC Feb 2011 F	0.250	22,500 per 15,000 units	22,000 per 15,000 units	2011/02/25	300,000,000	2010/09/28
64274	KBC Fin Products Int'l Ltd.	HSI R Bear CBBC Jan 2011 W	0.250	22,500 per 10,000 units	22,000 per 10,000 units	2011/01/28	128,000,000	2010/09/28
64275	KBC Fin Products Int'l Ltd.	HSI R Bear CBBC Mar 2011 C	0.250	23,900 per 15,000 units	23,400 per 15,000 units	2011/03/30	128,000,000	2010/09/28
64271	UBS AG	BYD Company R Bull CBBC Feb 2011 A	0.250	43.88 per 100 units	48.88 per 100 units	2011/02/14	100,000,000	2010/09/28
64272	UBS AG	HSBC R Bear CBBC Feb 2011 B	0.250	103.88 per 100 units	98.88 per 100 units	2011/02/14	100,000,000	2010/09/28
64255	UBS AG	HSI R Bull CBBC Jan 2011 B	0.250	21,300 per 12,000 units	21,800 per 12,000 units	2011/01/28	200,000,000	2010/09/28
64273	UBS AG	HSI R Bear CBBC Feb 2011 D	0.250	22,500 per 15,000 units	22,000 per 15,000 units	2011/02/25	200,000,000	2010/09/28
64254	UBS AG	Hutchison R Bull CBBC Jan 2011 C	0.250	55 per 100 units	60 per 100 units	2011/01/24	100,000,000	2010/09/28
64258	UBS AG	Hutchison R Bear CBBC Jan 2011 D	0.250	80 per 100 units	75 per 100 units	2011/01/24	100,000,000	2010/09/28
63199 <sup>#</sup>	KBC Fin Products Int'l Ltd.	HSI R Bear CBBC Dec 2010 K	0.103	23,100 per 10,000 units	22,600 per 10,000 units	2010/12/30	100,000,000	2010/09/28
64280	Credit Suisse AG	HSI R Bull CBBC Jan 2011 S	0.250	21,500 per 10,000 units	21,988 per 10,000 units	2011/01/28	300,000,000	2010/09/29
64279	Credit Suisse AG	HSI R Bear CBBC Dec 2010 O	0.250	22,600 per 13,000 units	22,100 per 13,000 units	2010/12/30	390,000,000	2010/09/29
64281	Credit Suisse AG	HSI R Bear CBBC Feb 2011 L	0.260	24,500 per 10,000 units	24,018 per 10,000 units	2011/02/25	300,000,000	2010/09/29
64282	Deutsche Bank AG	DJIA R Bull CBBC Mar 2011 A	0.250	9,800 per 78,000 units	10,200 per 78,000 units	2011/03/21	80,000,000	2010/09/29
64286	Deutsche Bank AG	DJIA R Bear CBBC Mar 2011 B	0.280	12,000 per 78,000 units	11,600 per 78,000 units	2011/03/21	80,000,000	2010/09/29
64298	Deutsche Bank AG	HSI R Bull CBBC Jan 2011 M	0.250	21,500 per 15,000 units	22,000 per 15,000 units	2011/01/28	300,000,000	2010/09/29
64277	HK Bank	HSI R Bull CBBC Mar 2011 C	0.250	21,000 per 20,000 units	21,500 per 20,000 units	2011/03/30	200,000,000	2010/09/29

## Newly listed callable bull/bear contracts (continued)

Code	Issuer	Name of issue	Issue prices (HK\$)	Strike price (HKD) / Strike level per 10 units	Call price (HKD) / Call level per 10 units	Expiry date	No. of issue (units)	Listing date
64278	HK Bank	HSI R Bull CBBC Mar 2011 D	0.250	21,300 per 10,000 units	21,800 per 10,000 units	2011/03/30	150,000,000	2010/09/29
64295	KBC Fin Products Int'l Ltd.	HSI R Bull CBBC Dec 2010 V	0.250	21,500 per 10,000 units	22,000 per 10,000 units	2010/12/30	128,000,000	2010/09/29
64276	Macquarie Bank Ltd.	HSI R Bear CBBC Jan 2011 B	0.216	23,600 per 10,000 units	23,100 per 10,000 units	2011/01/28	200,000,000	2010/09/29
64289	UBS AG	Cheung Kong R Bull CBBC Jan 2011 A	0.250	85.88 per 100 units	93.88 per 100 units	2011/01/31	100,000,000	2010/09/29
64292	UBS AG	Cheung Kong R Bear CBBC Feb 2011 B	0.250	131.88 per 100 units	123.88 per 100 units	2011/02/28	100,000,000	2010/09/29
64283	UBS AG	HSI R Bull CBBC Dec 2010 I	0.250	21,500 per 15,000 units	22,000 per 15,000 units	2010/12/30	200,000,000	2010/09/29
64288	UBS AG	HSI R Bear CBBC Dec 2010 S	0.250	22,600 per 10,000 units	22,100 per 10,000 units	2010/12/30	200,000,000	2010/09/29
64284	UBS AG	HSI R Bear CBBC Mar 2011 P	0.250	24,300 per 12,000 units	23,800 per 12,000 units	2011/03/30	200,000,000	2010/09/29
64285	UBS AG	HSI R Bear CBBC Apr 2011 H	0.250	24,100 per 12,000 units	23,600 per 12,000 units	2011/04/28	200,000,000	2010/09/29
64291	UBS AG	TCH R Bull CBBC Jan 2011 E	0.250	140.88 per 100 units	148.88 per 100 units	2011/01/31	100,000,000	2010/09/29
62737*	HK Bank	HSI R Bear CBBC Dec 2010 J	0.075	24,000 per 28,000 units	23,500 per 28,000 units	2010/12/30	380,000,000	2010/09/29
64299	BOCI Asia Ltd.	HSI R Bull CBBC Dec 2010 A	0.250	21,000 per 15,000 units	21,500 per 15,000 units	2010/12/30	100,000,000	2010/09/30
64300	BOCI Asia Ltd.	HSI R Bear CBBC Dec 2010 B	0.250	23,300 per 15,000 units	22,800 per 15,000 units	2010/12/30	100,000,000	2010/09/30
64301	BOCI Asia Ltd.	HSI R Bear CBBC Dec 2010 C	0.250	24,100 per 15,000 units	23,600 per 15,000 units	2010/12/30	100,000,000	2010/09/30
64321	Credit Suisse AG	HSI R Bull CBBC Feb 2011 M	0.250	21,600 per 15,000 units	22,100 per 15,000 units	2011/02/25	390,000,000	2010/09/30
64310	Credit Suisse AG	HSI R Bear CBBC Dec 2010 F	0.250	22,700 per 10,000 units	22,218 per 10,000 units	2010/12/30	300,000,000	2010/09/30
64312	Credit Suisse AG	HSI R Bear CBBC Feb 2011 N	0.250	24,700 per 13,000 units	24,200 per 13,000 units	2011/02/25	390,000,000	2010/09/30
64315	Credit Suisse AG	HSI R Bear CBBC Feb 2011 O	0.305	25,100 per 10,000 units	24,618 per 10,000 units	2011/02/25	300,000,000	2010/09/30
64316	Credit Suisse AG	HSI R Bear CBBC Feb 2011 P	0.250	25,500 per 15,000 units	25,000 per 15,000 units	2011/02/25	390,000,000	2010/09/30
64320	Credit Suisse AG	HSI R Bear CBBC Mar 2011 A	0.250	24,900 per 15,000 units	24,400 per 15,000 units	2011/03/30	390,000,000	2010/09/30
64346	Deutsche Bank AG	China Mobile R Bull CBBC Feb 2011 B	0.250	67.88 per 100 units	71.88 per 100 units	2011/02/21	150,000,000	2010/09/30
64344	Deutsche Bank AG	China Life R Bull CBBC Mar 2011 D	0.340	28.880	29.880	2011/03/21	150,000,000	2010/09/30
64345	Deutsche Bank AG	China Life R Bear CBBC Mar 2011 E	0.520	35.680	34.680	2011/03/21	150,000,000	2010/09/30
64349	Deutsche Bank AG	A50 China R Bear CBBC Feb 2011 A	0.250	13.580	13.080	2011/02/14	150,000,000	2010/09/30
64347	Deutsche Bank AG	HKEx R Bull CBBC Feb 2011 A	0.250	125.88 per 100 units	131.88 per 100 units	2011/02/14	150,000,000	2010/09/30
64348	Deutsche Bank AG	HKEx R Bear CBBC Feb 2011 B	0.250	157.88 per 100 units	151.88 per 100 units	2011/02/14	150,000,000	2010/09/30
64338	Deutsche Bank AG	HSI R Bull CBBC Dec 2010 O	0.250	21,600 per 10,000 units	22,100 per 10,000 units	2010/12/30	300,000,000	2010/09/30
64311	Deutsche Bank AG	HSI R Bear CBBC Dec 2010 Q	0.250	22,600 per 12,000 units	22,100 per 12,000 units	2010/12/30	300,000,000	2010/09/30
64307	HK Bank	CC Bank R Bear CBBC Mar 2011 A	0.250	7.480	7.180	2011/03/22	80,000,000	2010/09/30
64304	HK Bank	Sinopec Corp R Bull CBBC Mar 2011 A	0.250	6.080	6.380	2011/03/18	150,000,000	2010/09/30
64305	HK Bank	Sinopec Corp R Bull CBBC Jun 2011 A	0.250	5.880	6.180	2011/06/16	300,000,000	2010/09/30
64308	HK Bank	Sinopec Corp R Bear CBBC Mar 2011 B	0.250	7.380	7.080	2011/03/18	100,000,000	2010/09/30
64306	HK Bank	China Shenhua R Bull CBBC May 2011 A	0.250	25 per 100 units	26.58 per 100 units	2011/05/05	200,000,000	2010/09/30
64336	J P Morgan SP BV	HSI R Bull CBBC Dec 2010 E	0.250	21,500 per 8,000 units	22,000 per 8,000 units	2010/12/30	200,000,000	2010/09/30
64337	J P Morgan SP BV	HSI R Bull CBBC Dec 2010 F	0.250	21,600 per 13,000 units	22,100 per 13,000 units	2010/12/30	200,000,000	2010/09/30
64353	J P Morgan SP BV	HSI R Bear CBBC Dec 2010 W	0.250	22,700 per 10,000 units	22,200 per 10,000 units	2010/12/30	200,000,000	2010/09/30
64322	RB of Scotland N.V.	HSI R Bull CBBC Dec 2010 I	0.250	20,900 per 13,000 units	21,400 per 13,000 units	2010/12/30	250,000,000	2010/09/30
64323	RB of Scotland N.V.	HSI R Bull CBBC Dec 2010 J	0.250	21,100 per 13,000 units	21,600 per 13,000 units	2010/12/30	250,000,000	2010/09/30
64324	RB of Scotland N.V.	HSI R Bear CBBC Dec 2010 K	0.250	23,900 per 13,000 units	23,400 per 13,000 units	2010/12/30	250,000,000	2010/09/30
64326	RB of Scotland N.V.	HSI R Bear CBBC Dec 2010 L	0.250	24,100 per 10,000 units	23,600 per 10,000 units	2010/12/30	250,000,000	2010/09/30
64327	SGA Societe Generale Acceptance N.V.	HSI R Bull CBBC Jan11J	0.250	21,500 per 15,000 units	22,000 per 15,000 units	2011/01/28	300,000,000	2010/09/30
64328	SGA Societe Generale Acceptance N.V.	HSI R Bull CBBC Jan11K	0.250	21,600 per 12,000 units	22,100 per 12,000 units	2011/01/28	300,000,000	2010/09/30
64329	SGA Societe Generale Acceptance N.V.	HSI R Bear CBBC Feb11L	0.250	23,900 per 12,000 units	23,400 per 12,000 units	2011/02/25	300,000,000	2010/09/30

## Newly listed callable bull/bear contracts (continued)

Code	Issuer	Name of issue	Issue prices (HK\$)	Strike price (HKD) / Strike level per 10 units	Call price (HKD) / Call level per 10 units	Expiry date	No. of issue (units)	Listing date
64330	SGA Societe Generale Acceptance N.V.	HSI R Bear CBBC Feb11M	0.250	24,000 per 15,000 units	23,500 per 15,000 units	2011/02/25	300,000,000	2010/09/30
64331	SGA Societe Generale Acceptance N.V.	HSI R Bear CBBC Feb11N	0.290	24,100 per 10,000 units	23,600 per 10,000 units	2011/02/25	300,000,000	2010/09/30
64332	SGA Societe Generale Acceptance N.V.	HSI R Bear CBBC Feb11O	0.250	24,200 per 15,000 units	23,700 per 15,000 units	2011/02/25	300,000,000	2010/09/30
64333	SGA Societe Generale Acceptance N.V.	HSI R Bear CBBC Feb11P	0.265	24,300 per 12,000 units	23,800 per 12,000 units	2011/02/25	300,000,000	2010/09/30
64334	SGA Societe Generale Acceptance N.V.	HSI R Bear CBBC Feb11Q	0.330	24,400 per 10,000 units	23,900 per 10,000 units	2011/02/25	300,000,000	2010/09/30
64335	SGA Societe Generale Acceptance N.V.	HSI R Bear CBBC Feb11R	0.250	24,500 per 15,000 units	24,000 per 15,000 units	2011/02/25	300,000,000	2010/09/30
64351	UBS AG	HSI R Bull CBBC Dec 2010 K	0.250	21,600 per 10,000 units	22,100 per 10,000 units	2010/12/30	200,000,000	2010/09/30
64352	UBS AG	HSI R Bull CBBC Apr 2011 I	0.250	21,300 per 38,000 units	21,800 per 38,000 units	2011/04/28	300,000,000	2010/09/30
64309	UBS AG	HSI R Bear CBBC Dec 2010 Q	0.250	22,700 per 12,000 units	22,200 per 12,000 units	2010/12/30	200,000,000	2010/09/30
64355	UBS AG	HSI R Bear CBBC Dec 2010 Z	0.250	23,200 per 15,000 units	22,700 per 15,000 units	2010/12/30	200,000,000	2010/09/30
64361	BNP Paribas Arbit Issu B.V.	HSI R Bear CBBC Jun 2011 F	0.250	23,900 per 12,000 units	23,400 per 12,000 units	2011/06/29	100,000,000	2010/10/04
64363	BNP Paribas Arbit Issu B.V.	HSI R Bear CBBC Jul 2011 A	0.250	24,100 per 9,000 units	23,600 per 9,000 units	2011/07/28	100,000,000	2010/10/04
64365	Credit Suisse AG	A50 China R Bull CBBC Jan 2011 I	0.250	11.600	12.000	2011/01/24	100,000,000	2010/10/04
64364	Credit Suisse AG	HKEx R Bull CBBC Feb 2011 A	0.250	134 per 100 units	140 per 100 units	2011/02/21	100,000,000	2010/10/04
64367	Credit Suisse AG	HKEx R Bear CBBC Feb 2011 B	0.250	164 per 100 units	158 per 100 units	2011/02/21	100,000,000	2010/10/04
64368	Deutsche Bank AG	HSI R Bear CBBC Jan 2011 X	0.250	22,700 per 10,000 units	22,200 per 10,000 units	2011/01/28	300,000,000	2010/10/04
64356	Merrill Lynch Int'l & Co. C.V.	HSI R Bull CBBC Jan 2011 C	0.150	20,400 per 15,000 units	20,900 per 15,000 units	2011/01/28	150,000,000	2010/10/04
64357	Merrill Lynch Int'l & Co. C.V.	HSI R Bull CBBC Feb 2011 A	0.150	20,900 per 12,000 units	21,400 per 12,000 units	2011/02/25	150,000,000	2010/10/04
64369	UBS AG	HKEx R Bull CBBC Feb 2011 E	0.250	132.88 per 100 units	138.88 per 100 units	2011/02/21	100,000,000	2010/10/04
64370	UBS AG	HKEx R Bear CBBC Mar 2011 A	0.295	174.88 per 100 units	168.88 per 100 units	2011/03/14	100,000,000	2010/10/04
64372	BNP Paribas Arbit Issu B.V.	HSI R Bull CBBC Jun 2011 G	0.250	21,000 per 9,000 units	21,500 per 9,000 units	2011/06/29	100,000,000	2010/10/05
64371	BNP Paribas Arbit Issu B.V.	HSI R Bull CBBC Jul 2011 B	0.250	21,300 per 12,000 units	21,800 per 12,000 units	2011/07/28	100,000,000	2010/10/05
64375	BNP Paribas Arbit Issu B.V.	HSI R Bear CBBC Jul 2011 C	0.250	24,500 per 15,000 units	24,000 per 15,000 units	2011/07/28	100,000,000	2010/10/05
64373	BNP Paribas Arbit Issu B.V.	HSI R Bear CBBC Aug 2011 A	0.250	24,300 per 10,000 units	23,800 per 10,000 units	2011/08/30	100,000,000	2010/10/05
64374	BNP Paribas Arbit Issu B.V.	HSI R Bear CBBC Aug 2011 B	0.290	24,700 per 9,000 units	24,200 per 9,000 units	2011/08/30	100,000,000	2010/10/05
64400	Credit Suisse AG	HKEx R Bull CBBC Jan 2011 D	0.250	146.88 per 100 units	152.88 per 100 units	2011/01/31	100,000,000	2010/10/05
64451	Credit Suisse AG	HKEx R Bear CBBC Jan 2011 E	0.250	169 per 100 units	163 per 100 units	2011/01/31	100,000,000	2010/10/05
64452	Credit Suisse AG	HKEx R Bear CBBC Jan 2011 F	0.300	179 per 100 units	173 per 100 units	2011/01/31	100,000,000	2010/10/05
64380	Credit Suisse AG	HSI R Bull CBBC Feb 2011 R	0.250	21,900 per 10,000 units	22,388 per 10,000 units	2011/02/25	300,000,000	2010/10/05
64378	Credit Suisse AG	HSI R Bear CBBC Feb 2011 Q	0.250	22,800 per 15,000 units	22,300 per 15,000 units	2011/02/25	390,000,000	2010/10/05
64453	Credit Suisse AG	TCH R Bull CBBC Jan 2011 D	0.300	142 per 100 units	150 per 100 units	2011/01/31	100,000,000	2010/10/05
64454	Credit Suisse AG	TCH R Bull CBBC Jan 2011 E	0.250	152 per 100 units	160 per 100 units	2011/01/31	100,000,000	2010/10/05
64458	Credit Suisse AG	TCH R Bear CBBC Jan 2011 F	0.300	194 per 100 units	186 per 100 units	2011/01/31	100,000,000	2010/10/05
64455	Deutsche Bank AG	HSI R Bull CBBC Jan 2011 B	0.250	21,800 per 10,000 units	22,300 per 10,000 units	2011/01/28	300,000,000	2010/10/05
64376	Deutsche Bank AG	HSI R Bear CBBC Jan 2011 S	0.250	22,800 per 12,000 units	22,300 per 12,000 units	2011/01/28	300,000,000	2010/10/05
64377	Deutsche Bank AG	HSI R Bear CBBC Feb 2011 E	0.280	22,750 per 8,000 units	22,250 per 8,000 units	2011/02/25	300,000,000	2010/10/05
64385	Deutsche Bank AG	HSI R Bear CBBC Apr 2011 A	0.250	25,050 per 15,000 units	24,550 per 15,000 units	2011/04/28	300,000,000	2010/10/05
64386	Deutsche Bank AG	HSI R Bear CBBC Apr 2011 B	0.280	25,550 per 15,000 units	25,050 per 15,000 units	2011/04/28	300,000,000	2010/10/05
64456	Deutsche Bank AG	TCH R Bull CBBC Feb 2011 A	0.260	146.88 per 100 units	154.88 per 100 units	2011/02/14	100,000,000	2010/10/05
64457	J P Morgan SP BV	HSI R Bull CBBC Jan 2011 C	0.250	21,700 per 12,000 units	22,200 per 12,000 units	2011/01/28	200,000,000	2010/10/05
64459	J P Morgan SP BV	HSI R Bull CBBC Jan 2011 D	0.250	21,800 per 10,000 units	22,300 per 10,000 units	2011/01/28	200,000,000	2010/10/05
64460	J P Morgan SP BV	HSI R Bear CBBC Jan 2011 E	0.250	23,200 per 15,000 units	22,700 per 15,000 units	2011/01/28	200,000,000	2010/10/05
64461	J P Morgan SP BV	HSI R Bear CBBC Jan 2011 F	0.250	23,400 per 18,000 units	22,900 per 18,000 units	2011/01/28	200,000,000	2010/10/05

## Newly listed callable bull/bear contracts (continued)

Code	Issuer	Name of issue	Issue prices (HK\$)	Strike price (HKD) / Strike level per 10 units	Call price (HKD) / Call level per 10 units	Expiry date	No. of issue (units)	Listing date
64462	J P Morgan SP BV	HSI R Bear CBBC Jan 2011 G	0.285	24,100 per 15,000 units	23,600 per 15,000 units	2011/01/28	200,000,000	2010/10/05
64392	KBC Fin Products Int'l Ltd.	HSI R Bull CBBC Jan 2011 X	0.250	21,900 per 10,000 units	22,400 per 10,000 units	2011/01/28	128,000,000	2010/10/05
64393	KBC Fin Products Int'l Ltd.	HSI R Bull CBBC Feb 2011 L	0.250	21,700 per 12,000 units	22,200 per 12,000 units	2011/02/25	128,000,000	2010/10/05
64387	Macquarie Bank Ltd.	HSI R Bull CBBC Feb 2011 A	0.176	21,100 per 10,000 units	21,600 per 10,000 units	2011/02/25	200,000,000	2010/10/05
64389	Macquarie Bank Ltd.	HSI R Bear CBBC Feb 2011 B	0.233	24,200 per 10,000 units	23,700 per 10,000 units	2011/02/25	200,000,000	2010/10/05
64465	RB of Scotland N.V.	China Mobile R Bull CBBC Feb 2011 A	0.251	72.28 per 100 units	76.28 per 100 units	2011/02/18	80,000,000	2010/10/05
64464	RB of Scotland N.V.	HKEx R Bull CBBC Feb 2011 A	0.250	139.80 per 100 units	145.80 per 100 units	2011/02/11	80,000,000	2010/10/05
64468	RB of Scotland N.V.	HKEx R Bear CBBC Feb 2011 B	0.252	166.80 per 100 units	160.80 per 100 units	2011/02/11	80,000,000	2010/10/05
64466	RB of Scotland N.V.	HSI R Bull CBBC Jan 2011 B	0.251	21,300 per 13,000 units	21,800 per 13,000 units	2011/01/28	250,000,000	2010/10/05
64469	RB of Scotland N.V.	HSI R Bear CBBC Jan 2011 C	0.251	24,300 per 13,000 units	23,800 per 13,000 units	2011/01/28	250,000,000	2010/10/05
64470	RB of Scotland N.V.	HSI R Bear CBBC Jan 2011 D	0.251	24,500 per 13,000 units	24,000 per 13,000 units	2011/01/28	250,000,000	2010/10/05
64463	RB of Scotland N.V.	Hutchison R Bull CBBC Feb 2011 A	0.250	59.88 per 100 units	63.88 per 100 units	2011/02/22	80,000,000	2010/10/05
64467	RB of Scotland N.V.	Hutchison R Bear CBBC Feb 2011 B	0.250	76.88 per 100 units	72.88 per 100 units	2011/02/22	80,000,000	2010/10/05
64381	SGA Societe Generale Acceptance N.V.	HSI R Bull CBBC Jan11L	0.250	21,700 per 15,000 units	22,200 per 15,000 units	2011/01/28	300,000,000	2010/10/05
64382	SGA Societe Generale Acceptance N.V.	HSI R Bull CBBC Jan11M	0.250	21,800 per 12,000 units	22,300 per 12,000 units	2011/01/28	300,000,000	2010/10/05
64384	SGA Societe Generale Acceptance N.V.	HSI R Bull CBBC Jan11N	0.250	21,900 per 10,000 units	22,400 per 10,000 units	2011/01/28	300,000,000	2010/10/05
64396	UBS AG	China Mobile R Bull CBBC Feb 2011 A	0.250	72.88 per 100 units	76.88 per 100 units	2011/02/07	100,000,000	2010/10/05
64397	UBS AG	HKEx R Bull CBBC Feb 2011 F	0.250	137.88 per 100 units	143.88 per 100 units	2011/02/14	100,000,000	2010/10/05
64394	UBS AG	HSI R Bull CBBC Jan 2011 I	0.250	21,900 per 12,000 units	22,400 per 12,000 units	2011/01/28	200,000,000	2010/10/05
64398	UBS AG	HSI R Bear CBBC Jan 2011 R	0.250	22,900 per 12,000 units	22,400 per 12,000 units	2011/01/28	200,000,000	2010/10/05
64395	UBS AG	TCH R Bull CBBC Feb 2011 A	0.250	145.88 per 100 units	153.88 per 100 units	2011/02/07	100,000,000	2010/10/05
64399	UBS AG	TCH R Bear CBBC Feb 2011 B	0.250	186.88 per 100 units	178.88 per 100 units	2011/02/14	100,000,000	2010/10/05
64473	Credit Suisse AG	HSBC R Bull CBBC Jan 2011 D	0.250	75 per 100 units	80 per 100 units	2011/01/24	100,000,000	2010/10/06
64472	Credit Suisse AG	HSI R Bull CBBC Feb 2011 S	0.250	21,700 per 13,000 units	22,200 per 13,000 units	2011/02/25	390,000,000	2010/10/06
64476	Credit Suisse AG	HSI R Bear CBBC Feb 2011 T	0.250	22,600 per 10,000 units	22,118 per 10,000 units	2011/02/25	300,000,000	2010/10/06
64474	Deutsche Bank AG	HSI R Bull CBBC Feb 2011 G	0.250	21,700 per 12,000 units	22,200 per 12,000 units	2011/02/25	300,000,000	2010/10/06
64475	Deutsche Bank AG	HSI R Bear CBBC Jan 2011 R	0.250	22,900 per 10,000 units	22,400 per 10,000 units	2011/01/28	300,000,000	2010/10/06
64478	RB of Scotland N.V.	HSCEI R Bull CBBC Jan 2011 C	0.250	11,100 per 10,000 units	11,600 per 10,000 units	2011/01/28	250,000,000	2010/10/06
64471	UBS AG	HSI R Bull CBBC Jan 2011 D	0.250	21,800 per 15,000 units	22,300 per 15,000 units	2011/01/28	200,000,000	2010/10/06
64477	UBS AG	Jiangxi Copper R Bull CBBC Feb 2011 A	0.320	15.680	16.880	2011/02/07	50,000,000	2010/10/06
64481	UBS AG	Jiangxi Copper R Bear CBBC Feb 2011 B	0.325	22.080	20.880	2011/02/14	50,000,000	2010/10/06
63202 *	KBC Fin Products Int'l Ltd.	HSI R Bear CBBC Dec 2010 L	0.118	23,300 per 8,000 units	22,800 per 8,000 units	2010/12/30	100,000,000	2010/10/06
64484	Credit Suisse AG	HSI R Bull CBBC Feb 2011 U	0.250	21,800 per 15,000 units	22,300 per 15,000 units	2011/02/25	390,000,000	2010/10/07
64480	UBS AG	HSCEI R Bull CBBC Feb 2011 D	0.250	11,300 per 12,000 units	11,800 per 12,000 units	2011/02/25	100,000,000	2010/10/07
64482	UBS AG	HSI R Bull CBBC Feb 2011 F	0.250	21,700 per 12,000 units	22,200 per 12,000 units	2011/02/25	200,000,000	2010/10/07
64479	UBS AG	Hutchison R Bull CBBC Feb 2011 A	0.250	60 per 100 units	65 per 100 units	2011/02/07	100,000,000	2010/10/07
64483	UBS AG	Hutchison R Bear CBBC Feb 2011 B	0.250	85 per 100 units	80 per 100 units	2011/02/14	100,000,000	2010/10/07
64055 *	Deutsche Bank AG	HSI R Bear CBBC Jan 2011 H	0.108	23,800 per 12,000 units	23,300 per 12,000 units	2011/01/28	300,000,000	2010/10/07
63338 #	Deutsche Bank AG	HSI R Bear CBBC Mar 2011 C	0.083	25,300 per 40,000 units	24,700 per 40,000 units	2011/03/30	300,000,000	2010/10/07
63465 #	KBC Fin Products Int'l Ltd.	HSI R Bear CBBC Jan 2011 D	0.126	23,800 per 10,000 units	23,300 per 10,000 units	2011/01/28	80,000,000	2010/10/07
64485	BNP Paribas Arbit Issu B.V.	HSI R Bull CBBC Aug 2011 C	0.250	21,100 per 10,000 units	21,300 per 10,000 units	2011/08/30	200,000,000	2010/10/08
64486	BNP Paribas Arbit Issu B.V.	HSI R Bear CBBC Jun 2011 H	0.250	23,300 per 10,000 units	23,100 per 10,000 units	2011/06/29	200,000,000	2010/10/08
64487	BNP Paribas Arbit Issu B.V.	HSI R Bear CBBC Jul 2011 D	0.250	23,700 per 10,000 units	23,500 per 10,000 units	2011/07/28	200,000,000	2010/10/08

## Newly listed callable bull/bear contracts (continued)

Code	Issuer	Name of issue	Issue prices (HK\$)	Strike price (HKD) / Strike level per 10 units	Call price (HKD) / Call level per 10 units	Expiry date	No. of issue (units)	Listing date
64488	BNP Paribas Arbit Issu B.V.	HSI R Bear CBBC Sep 2011 C	0.250	24,300 per 10,000 units	24,100 per 10,000 units	2011/09/29	200,000,000	2010/10/08
64489	Deutsche Bank AG	A50 China R Bull CBBC Feb 2011 B	0.250	11.180	11.680	2011/02/21	100,000,000	2010/10/08
64490	Deutsche Bank AG	HSI R Bear CBBC Mar 2011 M	0.300	24,000 per 8,000 units	23,500 per 8,000 units	2011/03/30	300,000,000	2010/10/08
64491	Deutsche Bank AG	HSI R Bear CBBC Mar 2011 N	0.360	24,450 per 8,000 units	23,950 per 8,000 units	2011/03/30	300,000,000	2010/10/08
64496	KBC Fin Products Int'l Ltd.	HSI R Bear CBBC Mar 2011 D	0.250	24,600 per 15,000 units	24,100 per 15,000 units	2011/03/30	158,000,000	2010/10/08
64492	UBS AG	Sinopec Corp R Bear CBBC Feb 2011 A	0.250	7.780	7.380	2011/02/21	100,000,000	2010/10/08
64493	UBS AG	China Shenhua R Bear CBBC Feb 2011 A	0.250	35.88 per 100 units	33.88 per 100 units	2011/02/21	100,000,000	2010/10/08
64494	UBS AG	Ping An R Bear CBBC Feb 2011 A	0.250	91 per 100 units	85 per 100 units	2011/02/21	100,000,000	2010/10/08
64495	UBS AG	SHK Ppt R Bear CBBC Feb 2011 B	0.250	151.88 per 100 units	143.88 per 100 units	2011/02/14	100,000,000	2010/10/08
64508	BNP Paribas Arbit Issu B.V.	HSI R Bull CBBC Jul 2011 E	0.250	22,100 per 10,000 units	22,300 per 10,000 units	2011/07/28	100,000,000	2010/10/11
64506	BNP Paribas Arbit Issu B.V.	HSI R Bull CBBC Aug 2011 D	0.250	21,800 per 10,000 units	22,000 per 10,000 units	2011/08/30	100,000,000	2010/10/11
64507	BNP Paribas Arbit Issu B.V.	HSI R Bull CBBC Aug 2011 E	0.250	22,000 per 10,000 units	22,200 per 10,000 units	2011/08/30	100,000,000	2010/10/11
64512	BNP Paribas Arbit Issu B.V.	HSI R Bear CBBC Aug 2011 F	0.250	23,500 per 10,000 units	23,300 per 10,000 units	2011/08/30	100,000,000	2010/10/11
64510	BNP Paribas Arbit Issu B.V.	HSI R Bear CBBC Sep 2011 D	0.250	24,600 per 10,000 units	24,400 per 10,000 units	2011/09/29	100,000,000	2010/10/11
64511	BNP Paribas Arbit Issu B.V.	HSI R Bear CBBC Oct 2011 C	0.250	24,800 per 10,000 units	24,600 per 10,000 units	2011/10/28	100,000,000	2010/10/11
64549	Credit Suisse AG	HSI R Bull CBBC Feb 2011 V	0.250	22,100 per 10,000 units	22,588 per 10,000 units	2011/02/25	300,000,000	2010/10/11
64550	Credit Suisse AG	HSI R Bull CBBC Feb 2011 W	0.250	22,000 per 13,000 units	22,500 per 13,000 units	2011/02/25	390,000,000	2010/10/11
64527	Deutsche Bank AG	HSI R Bull CBBC Mar 2011 O	0.300	21,900 per 8,000 units	22,400 per 8,000 units	2011/03/30	300,000,000	2010/10/11
64528	Deutsche Bank AG	HSI R Bull CBBC Mar 2011 P	0.250	22,100 per 10,000 units	22,600 per 10,000 units	2011/03/30	300,000,000	2010/10/11
64499	Deutsche Bank AG	HSI R Bear CBBC Feb 2011 L	0.250	23,000 per 12,000 units	22,500 per 12,000 units	2011/02/25	300,000,000	2010/10/11
64505	Deutsche Bank AG	HSI R Bear CBBC Feb 2011 M	0.270	23,100 per 10,000 units	22,600 per 10,000 units	2011/02/25	300,000,000	2010/10/11
64529	Deutsche Bank AG	HSI R Bear CBBC Mar 2011 Q	0.280	24,800 per 10,000 units	24,300 per 10,000 units	2011/03/30	300,000,000	2010/10/11
64530	Deutsche Bank AG	HSI R Bear CBBC Apr 2011 C	0.250	24,900 per 12,000 units	24,400 per 12,000 units	2011/04/28	300,000,000	2010/10/11
64531	Deutsche Bank AG	HSI R Bear CBBC Apr 2011 D	0.300	25,000 per 10,000 units	24,500 per 10,000 units	2011/04/28	300,000,000	2010/10/11
64532	Deutsche Bank AG	HSI R Bear CBBC Apr 2011 E	0.330	25,300 per 10,000 units	24,800 per 10,000 units	2011/04/28	300,000,000	2010/10/11
64533	Deutsche Bank AG	HSI R Bear CBBC May 2011 A	0.330	25,900 per 12,000 units	25,400 per 12,000 units	2011/05/30	300,000,000	2010/10/11
64534	Goldman Sachs SP (Asia)	HSI R Bull CBBC Apr 2011 A	0.250	20,900 per 12,000 units	21,400 per 12,000 units	2011/04/28	200,000,000	2010/10/11
64535	Goldman Sachs SP (Asia)	HSI R Bull CBBC Apr 2011 B	0.250	21,100 per 12,000 units	21,600 per 12,000 units	2011/04/28	200,000,000	2010/10/11
64536	Goldman Sachs SP (Asia)	HSI R Bull CBBC Apr 2011 C	0.250	21,300 per 12,000 units	21,800 per 12,000 units	2011/04/28	200,000,000	2010/10/11
64538	Goldman Sachs SP (Asia)	HSI R Bull CBBC Apr 2011 D	0.250	21,500 per 12,000 units	22,000 per 12,000 units	2011/04/28	200,000,000	2010/10/11
64539	Goldman Sachs SP (Asia)	HSI R Bull CBBC Apr 2011 E	0.250	21,700 per 10,000 units	22,200 per 10,000 units	2011/04/28	200,000,000	2010/10/11
64540	Goldman Sachs SP (Asia)	HSI R Bull CBBC Apr 2011 F	0.250	21,900 per 10,000 units	22,400 per 10,000 units	2011/04/28	200,000,000	2010/10/11
64541	Goldman Sachs SP (Asia)	HSI R Bull CBBC Apr 2011 G	0.250	22,100 per 12,000 units	22,600 per 12,000 units	2011/04/28	200,000,000	2010/10/11
64542	Goldman Sachs SP (Asia)	HSI R Bear CBBC Apr 2011 H	0.250	23,500 per 12,000 units	23,000 per 12,000 units	2011/04/28	200,000,000	2010/10/11
64543	Goldman Sachs SP (Asia)	HSI R Bear CBBC Apr 2011 I	0.250	23,800 per 12,000 units	23,300 per 12,000 units	2011/04/28	200,000,000	2010/10/11
64544	Goldman Sachs SP (Asia)	HSI R Bear CBBC Apr 2011 J	0.250	24,100 per 12,000 units	23,600 per 12,000 units	2011/04/28	200,000,000	2010/10/11
64545	Goldman Sachs SP (Asia)	HSI R Bear CBBC Apr 2011 K	0.250	24,400 per 13,000 units	23,900 per 13,000 units	2011/04/28	200,000,000	2010/10/11
64546	Goldman Sachs SP (Asia)	HSI R Bear CBBC Apr 2011 L	0.250	24,700 per 14,000 units	24,200 per 14,000 units	2011/04/28	200,000,000	2010/10/11
64547	Goldman Sachs SP (Asia)	HSI R Bear CBBC Apr 2011 M	0.250	25,000 per 14,000 units	24,500 per 14,000 units	2011/04/28	200,000,000	2010/10/11
64548	Goldman Sachs SP (Asia)	HSI R Bear CBBC Apr 2011 N	0.250	25,300 per 14,000 units	24,800 per 14,000 units	2011/04/28	200,000,000	2010/10/11
64551	J P Morgan SP BV	HSI R Bull CBBC Jan 2011 H	0.250	22,100 per 10,000 units	22,600 per 10,000 units	2011/01/28	200,000,000	2010/10/11
64552	KBC Fin Products Int'l Ltd.	HSI R Bull CBBC Jan 2011 Y	0.250	22,100 per 10,000 units	22,600 per 10,000 units	2011/01/28	128,000,000	2010/10/11
64554	KBC Fin Products Int'l Ltd.	HSI R Bull CBBC Jan 2011 Z	0.250	22,000 per 12,000 units	22,500 per 12,000 units	2011/01/28	128,000,000	2010/10/11

## Newly listed callable bull/bear contracts (continued)

Code	Issuer	Name of issue	Issue prices (HK\$)	Strike price (HKD) / Strike level per 10 units	Call price (HKD) / Call level per 10 units	Expiry date	No. of issue (units)	Listing date
64556	KBC Fin Products Int'l Ltd.	HSI R Bull CBBC Feb 2011 N	0.250	21,600 per 15,000 units	22,100 per 15,000 units	2011/02/25	158,000,000	2010/10/11
64559	KBC Fin Products Int'l Ltd.	HSI R Bull CBBC Feb 2011 O	0.250	21,800 per 8,000 units	22,300 per 8,000 units	2011/02/25	128,000,000	2010/10/11
64498	KBC Fin Products Int'l Ltd.	HSI R Bear CBBC Feb 2011 M	0.250	23,100 per 10,000 units	22,600 per 10,000 units	2011/02/25	128,000,000	2010/10/11
64513	SGA Societe Generale Acceptance N.V.	HSI R Bull CBBC Jan11O	0.250	22,000 per 10,000 units	22,500 per 10,000 units	2011/01/28	300,000,000	2010/10/11
64514	SGA Societe Generale Acceptance N.V.	HSI R Bull CBBC Jan11P	0.250	22,100 per 15,000 units	22,600 per 15,000 units	2011/01/28	300,000,000	2010/10/11
64515	SGA Societe Generale Acceptance N.V.	HSI R Bear CBBC Feb11S	0.250	24,600 per 12,000 units	24,100 per 12,000 units	2011/02/25	300,000,000	2010/10/11
64516	SGA Societe Generale Acceptance N.V.	HSI R Bear CBBC Feb11T	0.300	24,700 per 10,000 units	24,200 per 10,000 units	2011/02/25	300,000,000	2010/10/11
64517	SGA Societe Generale Acceptance N.V.	HSI R Bear CBBC Feb11U	0.250	24,800 per 15,000 units	24,300 per 15,000 units	2011/02/25	300,000,000	2010/10/11
64518	SGA Societe Generale Acceptance N.V.	HSI R Bear CBBC Feb11V	0.270	24,900 per 12,000 units	24,400 per 12,000 units	2011/02/25	300,000,000	2010/10/11
64519	SGA Societe Generale Acceptance N.V.	HSI R Bear CBBC Feb11W	0.335	25,000 per 10,000 units	24,500 per 10,000 units	2011/02/25	300,000,000	2010/10/11
64523	UBS AG	A50 China R Bull CBBC Feb 2011 C	0.250	11.600	12.000	2011/02/07	100,000,000	2010/10/11
64522	UBS AG	HKEEx R Bear CBBC Feb 2011 G	0.250	179.88 per 100 units	173.88 per 100 units	2011/02/14	100,000,000	2010/10/11
64521	UBS AG	HSI R Bull CBBC Jan 2011 J	0.250	22,000 per 15,000 units	22,500 per 15,000 units	2011/01/28	200,000,000	2010/10/11
64520	UBS AG	HSI R Bull CBBC Feb 2011 I	0.250	22,100 per 12,000 units	22,600 per 12,000 units	2011/02/25	200,000,000	2010/10/11
64497	UBS AG	HSI R Bear CBBC Jan 2011 N	0.250	23,000 per 10,000 units	22,500 per 10,000 units	2011/01/28	200,000,000	2010/10/11
64524	UBS AG	HSI R Bear CBBC Feb 2011 J	0.250	24,600 per 15,000 units	24,100 per 15,000 units	2011/02/25	200,000,000	2010/10/11
64525	UBS AG	HSI R Bear CBBC Feb 2011 L	0.250	24,800 per 10,000 units	24,300 per 10,000 units	2011/02/25	200,000,000	2010/10/11
64526	UBS AG	HSI R Bear CBBC Mar 2011 Q	0.250	24,900 per 15,000 units	24,400 per 15,000 units	2011/03/30	200,000,000	2010/10/11
64575	Deutsche Bank AG	China Life R Bull CBBC Mar 2011 F	0.360	29.880	30.880	2011/03/28	150,000,000	2010/10/12
64576	Deutsche Bank AG	China Life R Bear CBBC Mar 2011 G	0.500	36.880	35.680	2011/03/28	150,000,000	2010/10/12
64577	Deutsche Bank AG	HSI R Bull CBBC Jan 2011 T	0.250	22,000 per 12,000 units	22,500 per 12,000 units	2011/01/28	300,000,000	2010/10/12
64578	Deutsche Bank AG	HSI R Bear CBBC Jan 2011 I	0.290	23,200 per 8,000 units	22,700 per 8,000 units	2011/01/28	300,000,000	2010/10/12
64579	Deutsche Bank AG	HSI R Bear CBBC Jun 2011 A	0.250	26,200 per 40,000 units	25,700 per 40,000 units	2011/06/29	300,000,000	2010/10/12
64560	HK Bank	HSI R Bull CBBC Apr 2011 A	0.250	21,700 per 12,000 units	22,200 per 12,000 units	2011/04/28	150,000,000	2010/10/12
64561	HK Bank	HSI R Bull CBBC Apr 2011 B	0.250	22,000 per 10,000 units	22,500 per 10,000 units	2011/04/28	150,000,000	2010/10/12
64562	HK Bank	HSI R Bear CBBC Mar 2011 E	0.250	23,800 per 10,000 units	23,300 per 10,000 units	2011/03/30	150,000,000	2010/10/12
64563	HK Bank	HSI R Bear CBBC Mar 2011 F	0.250	24,188 per 12,000 units	23,688 per 12,000 units	2011/03/30	150,000,000	2010/10/12
64565	HK Bank	HSI R Bear CBBC Apr 2011 C	0.250	24,700 per 12,000 units	24,200 per 12,000 units	2011/04/28	150,000,000	2010/10/12
64564	Macquarie Bank Ltd.	HSI R Bear CBBC Mar 2011 A	0.180	24,900 per 15,000 units	24,400 per 15,000 units	2011/03/30	200,000,000	2010/10/12
64566	UBS AG	China Life R Bull CBBC Feb 2011 E	0.285	29.880	30.880	2011/02/07	100,000,000	2010/10/12
64570	UBS AG	China Life R Bear CBBC Feb 2011 F	0.520	37.880	36.880	2011/02/14	100,000,000	2010/10/12
64568	UBS AG	CNOOC R Bear CBBC Feb 2011 A	0.250	17.680	16.880	2011/02/07	100,000,000	2010/10/12
64569	UBS AG	HKEEx R Bear CBBC Feb 2011 H	0.270	184.88 per 100 units	178.88 per 100 units	2011/02/21	100,000,000	2010/10/12
64567	UBS AG	HSCEI R Bull CBBC Jan 2011 E	0.250	11,500 per 20,000 units	12,000 per 20,000 units	2011/01/28	100,000,000	2010/10/12
64571	UBS AG	HSI R Bear CBBC Jan 2011 W	0.250	23,100 per 15,000 units	22,600 per 15,000 units	2011/01/28	200,000,000	2010/10/12
64572	UBS AG	HSI R Bear CBBC Feb 2011 K	0.260	25,100 per 10,000 units	24,600 per 10,000 units	2011/02/25	200,000,000	2010/10/12
64573	UBS AG	HSI R Bear CBBC Feb 2011 O	0.250	25,300 per 12,000 units	24,800 per 12,000 units	2011/02/25	200,000,000	2010/10/12
64574	UBS AG	HSI R Bear CBBC Mar 2011 R	0.250	25,500 per 15,000 units	25,000 per 15,000 units	2011/03/30	200,000,000	2010/10/12
64646	Credit Suisse AG	HKEEx R Bear CBBC Feb 2011 C	0.270	189 per 100 units	183 per 100 units	2011/02/21	100,000,000	2010/10/13
64648	Credit Suisse AG	HSI R Bull CBBC Jan 2011 H	0.250	22,300 per 13,000 units	22,800 per 13,000 units	2011/01/28	390,000,000	2010/10/13
64639	Credit Suisse AG	HSI R Bear CBBC Jan 2011 M	0.320	26,018 per 10,000 units	25,518 per 10,000 units	2011/01/28	300,000,000	2010/10/13
64640	Credit Suisse AG	HSI R Bear CBBC Jan 2011 O	0.250	26,500 per 15,000 units	26,000 per 15,000 units	2011/01/28	390,000,000	2010/10/13
64624	Credit Suisse AG	HSI R Bear CBBC Jan 2011 T	0.250	23,200 per 13,000 units	22,700 per 13,000 units	2011/01/28	390,000,000	2010/10/13

## Newly listed callable bull/bear contracts (continued)

Code	Issuer	Name of issue	Issue prices (HK\$)	Strike price (HKD) / Strike level per 10 units	Call price (HKD) / Call level per 10 units	Expiry date	No. of issue (units)	Listing date
64637	Credit Suisse AG	HSI R Bear CBBC Jan 2011 U	0.250	24,600 per 15,000 units	24,100 per 15,000 units	2011/01/28	390,000,000	2010/10/13
64638	Credit Suisse AG	HSI R Bear CBBC Jan 2011 X	0.250	25,300 per 13,000 units	24,800 per 13,000 units	2011/01/28	390,000,000	2010/10/13
64643	Credit Suisse AG	HSI R Bear CBBC Feb 2011 B	0.250	25,800 per 15,000 units	25,300 per 15,000 units	2011/02/25	390,000,000	2010/10/13
64644	Credit Suisse AG	HSI R Bear CBBC Feb 2011 G	0.350	26,300 per 10,000 units	25,818 per 10,000 units	2011/02/25	300,000,000	2010/10/13
64625	Credit Suisse AG	HSI R Bear CBBC Feb 2011 X	0.250	23,500 per 15,000 units	23,000 per 15,000 units	2011/02/25	390,000,000	2010/10/13
64641	Credit Suisse AG	HSI R Bear CBBC Feb 2011 Y	0.250	24,200 per 10,000 units	23,718 per 10,000 units	2011/02/25	300,000,000	2010/10/13
64642	Credit Suisse AG	HSI R Bear CBBC Feb 2011 Z	0.250	25,000 per 15,000 units	24,500 per 15,000 units	2011/02/25	390,000,000	2010/10/13
64647	Credit Suisse AG	TCH R Bear CBBC Feb 2011 A	0.385	208 per 100 units	200 per 100 units	2011/02/21	100,000,000	2010/10/13
64663	Deutsche Bank AG	HSI R Bull CBBC Feb 2011 O	0.250	22,300 per 8,000 units	22,800 per 8,000 units	2011/02/25	300,000,000	2010/10/13
64653	Deutsche Bank AG	HSI R Bear CBBC Jan 2011 V	0.250	23,400 per 10,000 units	22,900 per 10,000 units	2011/01/28	300,000,000	2010/10/13
64664	Deutsche Bank AG	HSI R Bear CBBC Apr 2011 F	0.270	24,650 per 20,000 units	24,150 per 20,000 units	2011/04/28	300,000,000	2010/10/13
64665	Deutsche Bank AG	HSI R Bear CBBC May 2011 B	0.300	25,150 per 20,000 units	24,650 per 20,000 units	2011/05/30	300,000,000	2010/10/13
64593	HK Bank	China Life R Bull CBBC May 2011 A	0.250	30.880	31.880	2011/05/20	100,000,000	2010/10/13
64594	HK Bank	China Life R Bear CBBC Apr 2011 A	0.250	41.78 per 100 units	40.28 per 100 units	2011/04/27	150,000,000	2010/10/13
64595	HK Bank	Sinopec Corp R Bull CBBC May 2011 A	0.250	6.380	6.680	2011/05/27	200,000,000	2010/10/13
64596	HK Bank	Sinopec Corp R Bear CBBC Apr 2011 A	0.250	8.180	7.880	2011/04/12	100,000,000	2010/10/13
64597	HK Bank	China Shenhua R Bull CBBC May 2011 B	0.250	28.38 per 100 units	29.88 per 100 units	2011/05/26	150,000,000	2010/10/13
64598	HK Bank	China Shenhua R Bear CBBC Apr 2011 A	0.250	40.88 per 100 units	38.88 per 100 units	2011/04/19	150,000,000	2010/10/13
64602	HK Bank	A50 R Bull CBBC Apr 2011 A	0.250	11.600	11.980	2011/04/12	150,000,000	2010/10/13
64603	HK Bank	A50 R Bull CBBC Apr 2011 B	0.250	11.900	12.280	2011/04/12	150,000,000	2010/10/13
64604	HK Bank	A50 R Bear CBBC Mar 2011 B	0.250	14.000	13.520	2011/03/25	150,000,000	2010/10/13
64605	HK Bank	A50 R Bear CBBC Mar 2011 C	0.250	14.380	13.880	2011/03/25	150,000,000	2010/10/13
64599	HK Bank	TCH R Bull CBBC May 2011 A	0.290	139.88 per 100 units	144.88 per 100 units	2011/05/23	150,000,000	2010/10/13
64600	HK Bank	TCH R Bear CBBC Apr 2011 A	0.320	199.88 per 100 units	192.88 per 100 units	2011/04/20	100,000,000	2010/10/13
64611	J P Morgan SP BV	HSI R Bull CBBC Jan 2011 I	0.250	22,000 per 8,000 units	22,500 per 8,000 units	2011/01/28	200,000,000	2010/10/13
64612	J P Morgan SP BV	HSI R Bull CBBC Jan 2011 J	0.250	22,300 per 12,000 units	22,800 per 12,000 units	2011/01/28	200,000,000	2010/10/13
64613	J P Morgan SP BV	HSI R Bear CBBC Jan 2011 K	0.250	24,200 per 12,000 units	23,700 per 12,000 units	2011/01/28	200,000,000	2010/10/13
64617	J P Morgan SP BV	HSI R Bear CBBC Jan 2011 L	0.250	24,500 per 8,000 units	24,000 per 8,000 units	2011/01/28	200,000,000	2010/10/13
64618	J P Morgan SP BV	HSI R Bear CBBC Jan 2011 M	0.250	24,700 per 15,000 units	24,200 per 15,000 units	2011/01/28	200,000,000	2010/10/13
64619	J P Morgan SP BV	HSI R Bear CBBC Jan 2011 N	0.250	24,800 per 12,000 units	24,300 per 12,000 units	2011/01/28	200,000,000	2010/10/13
64620	J P Morgan SP BV	HSI R Bear CBBC Jan 2011 O	0.265	25,000 per 8,000 units	24,500 per 8,000 units	2011/01/28	200,000,000	2010/10/13
64621	J P Morgan SP BV	HSI R Bear CBBC Jan 2011 P	0.250	25,100 per 15,000 units	24,600 per 15,000 units	2011/01/28	200,000,000	2010/10/13
64622	J P Morgan SP BV	HSI R Bear CBBC Jan 2011 Q	0.250	25,300 per 12,000 units	24,800 per 12,000 units	2011/01/28	200,000,000	2010/10/13
64623	J P Morgan SP BV	HSI R Bear CBBC Jan 2011 R	0.250	25,500 per 28,000 units	25,000 per 28,000 units	2011/01/28	200,000,000	2010/10/13
64666	KBC Fin Products Int'l Ltd.	HSI R Bull CBBC Feb 2011 P	0.250	22,200 per 15,000 units	22,700 per 15,000 units	2011/02/25	158,000,000	2010/10/13
64669	KBC Fin Products Int'l Ltd.	HSI R Bull CBBC Feb 2011 Q	0.250	22,300 per 10,000 units	22,800 per 10,000 units	2011/02/25	128,000,000	2010/10/13
64675	KBC Fin Products Int'l Ltd.	HSI R Bear CBBC Feb 2011 R	0.250	23,500 per 10,000 units	23,000 per 10,000 units	2011/02/25	128,000,000	2010/10/13
64676	KBC Fin Products Int'l Ltd.	HSI R Bear CBBC Feb 2011 S	0.250	24,200 per 12,000 units	23,700 per 12,000 units	2011/02/25	128,000,000	2010/10/13
64677	KBC Fin Products Int'l Ltd.	HSI R Bear CBBC Feb 2011 T	0.250	24,400 per 10,000 units	23,900 per 10,000 units	2011/02/25	128,000,000	2010/10/13
64678	KBC Fin Products Int'l Ltd.	HSI R Bear CBBC Feb 2011 U	0.250	24,500 per 12,000 units	24,000 per 12,000 units	2011/02/25	128,000,000	2010/10/13
64679	KBC Fin Products Int'l Ltd.	HSI R Bear CBBC Feb 2011 V	0.250	24,900 per 10,000 units	24,400 per 10,000 units	2011/02/25	128,000,000	2010/10/13
64670	KBC Fin Products Int'l Ltd.	HSI R Bear CBBC Mar 2011 E	0.250	24,800 per 8,000 units	24,300 per 8,000 units	2011/03/30	128,000,000	2010/10/13
64671	KBC Fin Products Int'l Ltd.	HSI R Bear CBBC Mar 2011 F	0.250	25,000 per 15,000 units	24,500 per 15,000 units	2011/03/30	158,000,000	2010/10/13

## Newly listed callable bull/bear contracts (continued)

Code	Issuer	Name of issue	Issue prices (HK\$)	Strike price (HKD) / Strike level per 10 units	Call price (HKD) / Call level per 10 units	Expiry date	No. of issue (units)	Listing date
64672	KBC Fin Products Int'l Ltd.	HSI R Bear CBBC Mar 2011 G	0.260	25,400 per 10,000 units	24,900 per 10,000 units	2011/03/30	128,000,000	2010/10/13
64673	KBC Fin Products Int'l Ltd.	HSI R Bear CBBC Mar 2011 H	0.250	25,700 per 12,000 units	25,200 per 12,000 units	2011/03/30	128,000,000	2010/10/13
64674	KBC Fin Products Int'l Ltd.	HSI R Bear CBBC Mar 2011 I	0.250	26,000 per 15,000 units	25,500 per 15,000 units	2011/03/30	128,000,000	2010/10/13
64680	KBC Fin Products Int'l Ltd.	HSI R Bear CBBC Apr 2011 A	0.300	25,200 per 8,000 units	24,700 per 8,000 units	2011/04/28	128,000,000	2010/10/13
64681	KBC Fin Products Int'l Ltd.	HSI R Bear CBBC Apr 2011 B	0.250	25,500 per 20,000 units	25,000 per 20,000 units	2011/04/28	158,000,000	2010/10/13
64682	KBC Fin Products Int'l Ltd.	HSI R Bear CBBC Apr 2011 C	0.390	25,900 per 8,000 units	25,400 per 8,000 units	2011/04/28	128,000,000	2010/10/13
64633	Merrill Lynch Int'l & Co. C.V.	HSI R Bull CBBC Jan 2011 D	0.150	21,000 per 15,000 units	21,500 per 15,000 units	2011/01/28	150,000,000	2010/10/13
64634	Merrill Lynch Int'l & Co. C.V.	HSI R Bull CBBC Jan 2011 E	0.150	21,500 per 15,000 units	22,000 per 15,000 units	2011/01/28	150,000,000	2010/10/13
64635	Merrill Lynch Int'l & Co. C.V.	HSI R Bear CBBC Apr 2011 A	0.250	24,700 per 15,000 units	24,200 per 15,000 units	2011/04/28	150,000,000	2010/10/13
64636	Merrill Lynch Int'l & Co. C.V.	HSI R Bear CBBC Apr 2011 B	0.150	25,000 per 15,000 units	24,500 per 15,000 units	2011/04/28	150,000,000	2010/10/13
64609	CC Rabobank B.A.	HSI R Bull CBBC Apr 2011 A	0.250	21,550 per 11,000 units	22,000 per 11,000 units	2011/04/28	200,000,000	2010/10/13
64610	CC Rabobank B.A.	HSI R Bull CBBC Apr 2011 B	0.250	21,950 per 11,000 units	22,400 per 11,000 units	2011/04/28	200,000,000	2010/10/13
64614	CC Rabobank B.A.	HSI R Bear CBBC Apr 2011 C	0.250	23,650 per 11,000 units	23,200 per 11,000 units	2011/04/28	200,000,000	2010/10/13
64615	CC Rabobank B.A.	HSI R Bear CBBC Apr 2011 D	0.250	24,050 per 11,000 units	23,600 per 11,000 units	2011/04/28	200,000,000	2010/10/13
64616	CC Rabobank B.A.	HSI R Bear CBBC Apr 2011 E	0.250	24,450 per 11,000 units	24,000 per 11,000 units	2011/04/28	200,000,000	2010/10/13
64582	SGA Societe Generale Acceptance N.V.	CCB R Bull CBBC Feb11A	0.250	5.900	6.300	2011/02/23	200,000,000	2010/10/13
64589	SGA Societe Generale Acceptance N.V.	A50 R Bull CBBC Feb11A	0.250	10.600	11.000	2011/02/23	150,000,000	2010/10/13
64590	SGA Societe Generale Acceptance N.V.	A50 R Bull CBBC Feb11B	0.250	11.600	12.000	2011/02/23	150,000,000	2010/10/13
64591	SGA Societe Generale Acceptance N.V.	A50 R Bear CBBC Feb11C	0.250	14.400	14.000	2011/02/23	150,000,000	2010/10/13
64588	SGA Societe Generale Acceptance N.V.	HSBC R Bull CBBC Feb11A	0.250	71 per 100 units	75 per 100 units	2011/02/23	300,000,000	2010/10/13
64583	SGA Societe Generale Acceptance NV	HSCEI R Bull CBBC Feb11A	0.250	11,000 per 12,000 units	11,500 per 12,000 units	2011/02/25	200,000,000	2010/10/13
64584	SGA Societe Generale Acceptance NV	HSCEI R Bull CBBC Feb11B	0.250	11,500 per 12,000 units	12,000 per 12,000 units	2011/02/25	200,000,000	2010/10/13
64585	SGA Societe Generale Acceptance NV	HSCEI R Bear CBBC Feb11C	0.250	13,500 per 12,000 units	13,000 per 12,000 units	2011/02/25	200,000,000	2010/10/13
64586	SGA Societe Generale Acceptance NV	HSCEI R Bear CBBC Feb11D	0.250	14,000 per 12,000 units	13,500 per 12,000 units	2011/02/25	200,000,000	2010/10/13
64626	SGA Societe Generale Acceptance N.V.	HSI R Bull CBBC Jan11R	0.250	22,200 per 12,000 units	22,700 per 12,000 units	2011/01/28	300,000,000	2010/10/13
64627	SGA Societe Generale Acceptance N.V.	HSI R Bull CBBC Jan11S	0.250	22,300 per 10,000 units	22,800 per 10,000 units	2011/01/28	300,000,000	2010/10/13
64587	SGA Societe Generale Acceptance N.V.	HSI R Bear CBBC Jan11Q	0.250	23,200 per 10,000 units	22,700 per 10,000 units	2011/01/28	300,000,000	2010/10/13
64628	SGA Societe Generale Acceptance N.V.	HSI R Bear CBBC Jan11T	0.250	23,400 per 12,000 units	22,900 per 12,000 units	2011/01/28	300,000,000	2010/10/13
64629	SGA Societe Generale Acceptance N.V.	HSI R Bear CBBC Jan11U	0.250	23,500 per 10,000 units	23,000 per 10,000 units	2011/01/28	300,000,000	2010/10/13
64630	SGA Societe Generale Acceptance N.V.	HSI R Bear CBBC Feb11X	0.250	25,100 per 15,000 units	24,600 per 15,000 units	2011/02/25	300,000,000	2010/10/13
64631	SGA Societe Generale Acceptance N.V.	HSI R Bear CBBC Feb11Y	0.280	25,200 per 12,000 units	24,700 per 12,000 units	2011/02/25	300,000,000	2010/10/13
64632	SGA Societe Generale Acceptance N.V.	HSI R Bear CBBC Feb11Z	0.345	25,300 per 10,000 units	24,800 per 10,000 units	2011/02/25	300,000,000	2010/10/13
64592	SGA Societe Generale Acceptance N.V.	TCH R Bull CBBC Feb 11A	0.270	142 per 100 units	150 per 100 units	2011/02/23	100,000,000	2010/10/13
64654	UBS AG	CC Bank R Bull CBBC Feb 2011 A	0.250	6.080	6.480	2011/02/07	100,000,000	2010/10/13
64660	UBS AG	CC Bank R Bear CBBC Feb 2011 B	0.250	8.080	7.680	2011/02/28	100,000,000	2010/10/13
64655	UBS AG	HKEEx R Bull CBBC Feb 2011 I	0.250	142.88 per 100 units	148.88 per 100 units	2011/02/07	100,000,000	2010/10/13
64658	UBS AG	HKEEx R Bull CBBC Feb 2011 J	0.250	147.88 per 100 units	153.88 per 100 units	2011/02/14	100,000,000	2010/10/13
64661	UBS AG	HKEEx R Bear CBBC Feb 2011 K	0.275	189.88 per 100 units	183.88 per 100 units	2011/02/28	100,000,000	2010/10/13
64683	UBS AG	HSI R Bull CBBC Feb 2011 W	0.250	22,300 per 15,000 units	22,800 per 15,000 units	2011/02/25	200,000,000	2010/10/13
64684	UBS AG	HSI R Bull CBBC Mar 2011 S	0.250	21,800 per 38,000 units	22,300 per 38,000 units	2011/03/30	300,000,000	2010/10/13
64606	UBS AG	HSI R Bear CBBC Jan 2011 H	0.250	23,500 per 12,000 units	23,000 per 12,000 units	2011/01/28	200,000,000	2010/10/13
64688	UBS AG	HSI R Bear CBBC Feb 2011 M	0.255	25,400 per 10,000 units	24,900 per 10,000 units	2011/02/25	200,000,000	2010/10/13
64687	UBS AG	HSI R Bear CBBC Feb 2011 N	0.250	24,400 per 12,000 units	23,900 per 12,000 units	2011/02/25	200,000,000	2010/10/13



## Newly listed callable bull/bear contracts (continued)

Code	Issuer	Name of issue	Issue prices (HK\$)	Strike price (HKD) / Strike level per 10 units	Call price (HKD) / Call level per 10 units	Expiry date	No. of issue (units)	Listing date
64607	UBS AG	HSI R Bear CBBC Feb 2011 S	0.250	23,200 per 12,000 units	22,700 per 12,000 units	2011/02/25	200,000,000	2010/10/13
64689	UBS AG	HSI R Bear CBBC Mar 2011 T	0.250	25,200 per 15,000 units	24,700 per 15,000 units	2011/03/30	200,000,000	2010/10/13
64691	UBS AG	HSI R Bear CBBC Mar 2011 U	0.315	26,000 per 10,000 units	25,500 per 10,000 units	2011/03/30	200,000,000	2010/10/13
64659	UBS AG	TCH R Bull CBBC Feb 2011 C	0.250	150.88 per 100 units	158.88 per 100 units	2011/02/14	100,000,000	2010/10/13
64662	UBS AG	TCH R Bear CBBC Feb 2011 D	0.250	191.88 per 100 units	183.88 per 100 units	2011/02/21	100,000,000	2010/10/13
63468 <sup>*</sup>	KBC Fin Products Int'l Ltd.	HSI R Bear CBBC Feb 2011 C	0.107	24,100 per 10,000 units	23,600 per 10,000 units	2011/02/25	100,000,000	2010/10/13
64698	BNP Paribas Arbit Issu B.V.	HSI R Bull CBBC Aug 2011 G	0.250	22,200 per 10,000 units	22,400 per 10,000 units	2011/08/30	100,000,000	2010/10/14
64699	BNP Paribas Arbit Issu B.V.	HSI R Bear CBBC Jul 2011 F	0.250	23,900 per 10,000 units	23,700 per 10,000 units	2011/07/28	100,000,000	2010/10/14
64702	BNP Paribas Arbit Issu B.V.	HSI R Bear CBBC Aug 2011 H	0.250	24,100 per 10,000 units	23,900 per 10,000 units	2011/08/30	100,000,000	2010/10/14
64700	BNP Paribas Arbit Issu B.V.	HSI R Bear CBBC Nov 2011 A	0.350	26,200 per 10,000 units	26,000 per 10,000 units	2011/11/29	100,000,000	2010/10/14
64701	Credit Suisse AG	HSI R Bull CBBC Mar 2011 B	0.250	22,200 per 15,000 units	22,700 per 15,000 units	2011/03/30	390,000,000	2010/10/14
64696	Credit Suisse AG	HSI R Bear CBBC Jan 2011 E	0.250	23,400 per 15,000 units	22,900 per 15,000 units	2011/01/28	390,000,000	2010/10/14
64697	Credit Suisse AG	HSI R Bear CBBC Feb 2011 C	0.250	24,400 per 13,000 units	23,900 per 13,000 units	2011/02/25	390,000,000	2010/10/14
64706	Credit Suisse AG	Hutchison R Bull CBBC Jan 2011 A	0.250	64 per 100 units	68 per 100 units	2011/01/17	100,000,000	2010/10/14
64707	Credit Suisse AG	Hutchison R Bull CBBC Feb 2011 A	0.250	59 per 100 units	63 per 100 units	2011/02/14	100,000,000	2010/10/14
64711	Credit Suisse AG	Hutchison R Bear CBBC Jan 2011 B	0.250	82 per 100 units	78 per 100 units	2011/01/17	100,000,000	2010/10/14
64712	Credit Suisse AG	Hutchison R Bear CBBC Feb 2011 B	0.250	87 per 100 units	83 per 100 units	2011/02/14	100,000,000	2010/10/14
64685	Goldman Sachs SP (Asia)	HSI R Bull CBBC Apr 2011 O	0.250	20,300 per 14,000 units	20,800 per 14,000 units	2011/04/28	200,000,000	2010/10/14
64686	Goldman Sachs SP (Asia)	HSI R Bull CBBC Apr 2011 P	0.250	20,600 per 13,000 units	21,100 per 13,000 units	2011/04/28	200,000,000	2010/10/14
64692	Goldman Sachs SP (Asia)	HSI R Bull CBBC Apr 2011 Q	0.250	21,200 per 12,000 units	21,700 per 12,000 units	2011/04/28	200,000,000	2010/10/14
64693	Goldman Sachs SP (Asia)	HSI R Bear CBBC Apr 2011 R	0.250	25,500 per 14,000 units	25,000 per 14,000 units	2011/04/28	200,000,000	2010/10/14
64694	Goldman Sachs SP (Asia)	HSI R Bear CBBC Apr 2011 S	0.250	25,800 per 14,000 units	25,300 per 14,000 units	2011/04/28	200,000,000	2010/10/14
64695	KBC Fin Products Int'l Ltd.	HSI R Bear CBBC Feb 2011 W	0.250	23,400 per 15,000 units	22,900 per 15,000 units	2011/02/25	158,000,000	2010/10/14
64708	UBS AG	China Life R Bull CBBC Feb 2011 G	0.250	30.880	31.880	2011/02/21	100,000,000	2010/10/14
64710	UBS AG	HSCEI R Bear CBBC Feb 2011 E	0.250	14,800 per 12,000 units	14,300 per 12,000 units	2011/02/25	100,000,000	2010/10/14
64714	UBS AG	HSCEI R Bear CBBC Mar 2011 C	0.250	14,500 per 20,000 units	14,000 per 20,000 units	2011/03/30	100,000,000	2010/10/14
64715	UBS AG	HSCEI R Bear CBBC Mar 2011 D	0.250	15,000 per 20,000 units	14,500 per 20,000 units	2011/03/30	100,000,000	2010/10/14
64709	UBS AG	HSI R Bull CBBC Jan 2011 F	0.250	22,200 per 10,000 units	22,700 per 10,000 units	2011/01/28	200,000,000	2010/10/14
64716	UBS AG	HSI R Bear CBBC Feb 2011 C	0.250	23,400 per 15,000 units	22,900 per 15,000 units	2011/02/25	200,000,000	2010/10/14
64717	UBS AG	HSI R Bear CBBC Mar 2011 V	0.305	26,500 per 12,000 units	26,000 per 12,000 units	2011/03/30	200,000,000	2010/10/14
64718	UBS AG	HSI R Bear CBBC Mar 2011 W	0.275	27,000 per 15,000 units	26,500 per 15,000 units	2011/03/30	200,000,000	2010/10/14
64719	UBS AG	HSI R Bear CBBC Apr 2011 J	0.310	27,500 per 15,000 units	27,000 per 15,000 units	2011/04/28	200,000,000	2010/10/14
64733	Credit Suisse AG	China Mobile R Bull CBBC Feb 2011 B	0.250	70 per 100 units	73 per 100 units	2011/02/07	100,000,000	2010/10/15
64734	Credit Suisse AG	China Mobile R Bull CBBC Feb 2011 C	0.250	75 per 100 units	78 per 100 units	2011/02/07	100,000,000	2010/10/15
64738	Credit Suisse AG	China Mobile R Bear CBBC Feb 2011 D	0.250	88 per 100 units	85 per 100 units	2011/02/07	100,000,000	2010/10/15
64739	Credit Suisse AG	China Mobile R Bear CBBC Feb 2011 E	0.250	93 per 100 units	90 per 100 units	2011/02/07	100,000,000	2010/10/15
64736	Credit Suisse AG	A50 China R Bull CBBC Feb 2011 A	0.250	12.100	12.500	2011/02/07	100,000,000	2010/10/15
64741	Credit Suisse AG	A50 China R Bear CBBC Feb 2011 B	0.250	14.700	14.300	2011/02/07	100,000,000	2010/10/15
64735	Credit Suisse AG	HKEEx R Bull CBBC Feb 2011 D	0.250	154 per 100 units	160 per 100 units	2011/02/07	100,000,000	2010/10/15
64740	Credit Suisse AG	HKEEx R Bear CBBC Feb 2011 E	0.350	199 per 100 units	193 per 100 units	2011/02/07	100,000,000	2010/10/15
64731	Credit Suisse AG	HSI R Bull CBBC Mar 2011 C	0.250	21,800 per 22,000 units	22,300 per 22,000 units	2011/03/30	330,000,000	2010/10/15
64732	Credit Suisse AG	HSI R Bull CBBC Mar 2011 D	0.250	22,500 per 15,000 units	23,000 per 15,000 units	2011/03/30	390,000,000	2010/10/15
64737	Credit Suisse AG	HSI R Bear CBBC Feb 2011 Q	0.250	25,600 per 13,000 units	25,100 per 13,000 units	2011/02/25	390,000,000	2010/10/15

## Newly listed callable bull/bear contracts (continued)

Code	Issuer	Name of issue	Issue prices (HK\$)	Strike price (HKD) / Strike level per 10 units	Call price (HKD) / Call level per 10 units	Expiry date	No. of issue (units)	Listing date
64745	Deutsche Bank AG	DJIA R Bull CBBC Mar 2011 C	0.250	10,200 per 78,000 units	10,600 per 78,000 units	2011/03/21	80,000,000	2010/10/15
64747	Deutsche Bank AG	HSI R Bull CBBC Feb 2011 N	0.250	22,400 per 12,000 units	22,900 per 12,000 units	2011/02/25	300,000,000	2010/10/15
64746	Deutsche Bank AG	HSI R Bull CBBC Feb 2011 P	0.250	22,200 per 15,000 units	22,700 per 15,000 units	2011/02/25	300,000,000	2010/10/15
64748	Deutsche Bank AG	HSI R Bull CBBC Feb 2011 R	0.250	22,500 per 10,000 units	23,000 per 10,000 units	2011/02/25	300,000,000	2010/10/15
64749	Deutsche Bank AG	HSI R Bull CBBC May 2011 C	0.340	20,150 per 20,000 units	20,650 per 20,000 units	2011/05/30	300,000,000	2010/10/15
64750	Deutsche Bank AG	HSI R Bull CBBC May 2011 D	0.290	21,150 per 20,000 units	21,650 per 20,000 units	2011/05/30	300,000,000	2010/10/15
64751	Deutsche Bank AG	HSI R Bull CBBC May 2011 E	0.250	22,150 per 20,000 units	22,650 per 20,000 units	2011/05/30	300,000,000	2010/10/15
64761	Deutsche Bank AG	HSI R Bear CBBC Jan 2011 D	0.250	23,500 per 15,000 units	23,000 per 15,000 units	2011/01/28	300,000,000	2010/10/15
64725	Deutsche Bank AG	HSI R Bear CBBC Jun 2011 B	0.350	26,300 per 12,000 units	25,800 per 12,000 units	2011/06/29	300,000,000	2010/10/15
64727	Deutsche Bank AG	HSI R Bear CBBC Jun 2011 C	0.300	26,550 per 15,000 units	26,050 per 15,000 units	2011/06/29	300,000,000	2010/10/15
64729	J P Morgan SP BV	HSI R Bull CBBC Jan 2011 S	0.250	22,500 per 8,000 units	23,000 per 8,000 units	2011/01/28	200,000,000	2010/10/15
64760	KBC Fin Products Int'l Ltd.	HSI R Bull CBBC Feb 2011 X	0.250	22,500 per 12,000 units	23,000 per 12,000 units	2011/02/25	128,000,000	2010/10/15
64720	KBC Fin Products Int'l Ltd.	HSI R Bear CBBC Apr 2011 D	0.320	26,100 per 10,000 units	25,600 per 10,000 units	2011/04/28	128,000,000	2010/10/15
64722	KBC Fin Products Int'l Ltd.	HSI R Bear CBBC Apr 2011 E	0.280	26,300 per 12,000 units	25,800 per 12,000 units	2011/04/28	128,000,000	2010/10/15
64724	KBC Fin Products Int'l Ltd.	HSI R Bear CBBC Apr 2011 F	0.360	26,500 per 10,000 units	26,000 per 10,000 units	2011/04/28	128,000,000	2010/10/15
64744	Macquarie Bank Ltd.	HSI R Bull CBBC Jan 2011 C	0.150	21,700 per 12,000 units	22,200 per 12,000 units	2011/01/28	150,000,000	2010/10/15
64742	SGA Societe Generale Acceptance N.V.	HSI R Bull CBBC Jan11V	0.250	22,400 per 15,000 units	22,900 per 15,000 units	2011/01/28	300,000,000	2010/10/15
64743	SGA Societe Generale Acceptance N.V.	HSI R Bull CBBC Jan11W	0.250	22,500 per 12,000 units	23,000 per 12,000 units	2011/01/28	300,000,000	2010/10/15
64752	UBS AG	BYD Company R Bull CBBC Feb 2011 B	0.250	48.88 per 100 units	53.88 per 100 units	2011/02/28	100,000,000	2010/10/15
64756	UBS AG	Cheung Kong R Bear CBBC Mar 2011 A	0.250	136.88 per 100 units	128.88 per 100 units	2011/03/07	100,000,000	2010/10/15
64755	UBS AG	A50 China R Bull CBBC Feb 2011 D	0.250	12.100	12.500	2011/02/28	100,000,000	2010/10/15
64753	UBS AG	HKEx R Bull CBBC Feb 2011 L	0.250	152.88 per 100 units	158.88 per 100 units	2011/02/28	100,000,000	2010/10/15
64759	UBS AG	HSI R Bull CBBC Jan 2011 R	0.250	22,500 per 10,000 units	23,000 per 10,000 units	2011/01/28	200,000,000	2010/10/15
64754	UBS AG	Hutchison R Bull CBBC Feb 2011 C	0.250	65 per 100 units	70 per 100 units	2011/02/21	100,000,000	2010/10/15
64758	UBS AG	Hutchison R Bear CBBC Feb 2011 D	0.250	90 per 100 units	85 per 100 units	2011/02/28	100,000,000	2010/10/15
64757	UBS AG	Hutchison R Bear CBBC Mar 2011 A	0.250	95 per 100 units	90 per 100 units	2011/03/07	100,000,000	2010/10/15
64320 <sup>†</sup>	Credit Suisse AG	HSI R Bear CBBC Mar 2011 A	0.118	24,900 per 15,000 units	24,400 per 15,000 units	2011/03/30	390,000,000	2010/10/15
64768	BNP Paribas Arbit Issu B.V.	HSI R Bull CBBC Sep 2011 E	0.250	22,600 per 10,000 units	22,800 per 10,000 units	2011/09/29	100,000,000	2010/10/18
64769	BNP Paribas Arbit Issu B.V.	HSI R Bull CBBC Oct 2011 D	0.250	22,400 per 10,000 units	22,600 per 10,000 units	2011/10/28	100,000,000	2010/10/18
64772	BNP Paribas Arbit Issu B.V.	HSI R Bear CBBC Sep 2011 F	0.250	25,000 per 10,000 units	24,800 per 10,000 units	2011/09/29	100,000,000	2010/10/18
64771	BNP Paribas Arbit Issu B.V.	HSI R Bear CBBC Nov 2011 B	0.250	25,200 per 10,000 units	25,000 per 10,000 units	2011/11/29	100,000,000	2010/10/18
64792	Credit Suisse AG	A50 China R Bull CBBC Feb 2011 C	0.250	13.000	13.400	2011/02/21	100,000,000	2010/10/18
64806	Credit Suisse AG	A50 China R Bear CBBC Feb 2011 D	0.285	16.200	15.800	2011/02/21	100,000,000	2010/10/18
64788	Credit Suisse AG	HKEx R Bull CBBC Feb 2011 F	0.250	162 per 100 units	168 per 100 units	2011/02/21	100,000,000	2010/10/18
64804	Credit Suisse AG	HKEx R Bear CBBC Feb 2011 G	0.380	206 per 100 units	200 per 100 units	2011/02/21	100,000,000	2010/10/18
64793	Credit Suisse AG	HSI R Bull CBBC Mar 2011 E	0.250	22,400 per 10,000 units	22,888 per 10,000 units	2011/03/30	300,000,000	2010/10/18
64794	Credit Suisse AG	HSI R Bull CBBC Mar 2011 F	0.250	22,700 per 10,000 units	23,188 per 10,000 units	2011/03/30	300,000,000	2010/10/18
64796	Credit Suisse AG	HSI R Bull CBBC Apr 2011 A	0.250	21,900 per 38,000 units	22,400 per 38,000 units	2011/04/28	380,000,000	2010/10/18
64801	Credit Suisse AG	HSI R Bull CBBC Apr 2011 B	0.250	22,300 per 22,000 units	22,800 per 22,000 units	2011/04/28	330,000,000	2010/10/18
64767	Credit Suisse AG	HSI R Bear CBBC Jan 2011 F	0.250	23,600 per 10,000 units	23,118 per 10,000 units	2011/01/28	300,000,000	2010/10/18
64808	Credit Suisse AG	HSI R Bear CBBC Feb 2011 H	0.260	25,700 per 10,000 units	25,218 per 10,000 units	2011/02/25	300,000,000	2010/10/18
64807	Credit Suisse AG	HSI R Bear CBBC Feb 2011 T	0.250	25,400 per 10,000 units	24,918 per 10,000 units	2011/02/25	300,000,000	2010/10/18
64809	Credit Suisse AG	HSI R Bear CBBC Mar 2011 G	0.250	24,800 per 22,000 units	24,300 per 22,000 units	2011/03/30	330,000,000	2010/10/18

## Newly listed callable bull/bear contracts (continued)

Code	Issuer	Name of issue	Issue prices (HK\$)	Strike price (HKD) / Strike level per 10 units	Call price (HKD) / Call level per 10 units	Expiry date	No. of issue (units)	Listing date
64810	Credit Suisse AG	HSI R Bear CBBC Mar 2011 H	0.250	25,300 per 22,000 units	24,800 per 22,000 units	2011/03/30	330,000,000	2010/10/18
64812	Credit Suisse AG	HSI R Bear CBBC Apr 2011 C	0.250	25,200 per 38,000 units	24,700 per 38,000 units	2011/04/28	380,000,000	2010/10/18
64791	Credit Suisse AG	TCH R Bull CBBC Feb 2011 B	0.250	167 per 100 units	175 per 100 units	2011/02/21	100,000,000	2010/10/18
64805	Credit Suisse AG	TCH R Bear CBBC Feb 2011 C	0.400	216 per 100 units	208 per 100 units	2011/02/21	100,000,000	2010/10/18
64787	Deutsche Bank AG	HSI R Bull CBBC Mar 2011 R	0.250	22,700 per 8,000 units	23,200 per 8,000 units	2011/03/30	300,000,000	2010/10/18
64776	Deutsche Bank AG	HSI R Bear CBBC Jan 2011 X	0.280	23,700 per 8,000 units	23,200 per 8,000 units	2011/01/28	300,000,000	2010/10/18
64775	Deutsche Bank AG	HSI R Bear CBBC Jan 2011 Z	0.250	23,600 per 10,000 units	23,100 per 10,000 units	2011/01/28	300,000,000	2010/10/18
64825	J P Morgan SP BV	HSI R Bull CBBC Feb 2011 A	0.250	22,700 per 12,000 units	23,200 per 12,000 units	2011/02/25	200,000,000	2010/10/18
64813	KBC Fin Products Int'l Ltd.	HSI R Bull CBBC Feb 2011 Z	0.250	22,700 per 10,000 units	23,200 per 10,000 units	2011/02/25	128,000,000	2010/10/18
64773	KBC Fin Products Int'l Ltd.	HSI R Bear CBBC Feb 2011 Y	0.250	23,800 per 10,000 units	23,300 per 10,000 units	2011/02/25	128,000,000	2010/10/18
64777	CC Rabobank B.A.	HSI R Bull CBBC Apr 2011 F	0.250	22,350 per 11,000 units	22,800 per 11,000 units	2011/04/28	200,000,000	2010/10/18
64778	CC Rabobank B.A.	HSI R Bull CBBC Apr 2011 G	0.250	22,750 per 11,000 units	23,200 per 11,000 units	2011/04/28	200,000,000	2010/10/18
64782	CC Rabobank B.A.	HSI R Bear CBBC Apr 2011 H	0.250	24,850 per 11,000 units	24,400 per 11,000 units	2011/04/28	200,000,000	2010/10/18
64783	CC Rabobank B.A.	HSI R Bear CBBC Apr 2011 I	0.250	25,250 per 11,000 units	24,800 per 11,000 units	2011/04/28	200,000,000	2010/10/18
64784	CC Rabobank B.A.	HSI R Bear CBBC Apr 2011 J	0.250	25,650 per 11,000 units	25,200 per 11,000 units	2011/04/28	200,000,000	2010/10/18
64779	SGA Societe Generale Acceptance N.V.	HSI R Bull CBBC Jan11X	0.250	22,600 per 10,000 units	23,100 per 10,000 units	2011/01/28	300,000,000	2010/10/18
64780	SGA Societe Generale Acceptance N.V.	HSI R Bull CBBC Jan11Y	0.250	22,700 per 15,000 units	23,200 per 15,000 units	2011/01/28	300,000,000	2010/10/18
64781	SGA Societe Generale Acceptance N.V.	HSI R Bear CBBC Jan11Z	0.250	23,800 per 10,000 units	23,300 per 10,000 units	2011/01/28	300,000,000	2010/10/18
64762	SGA Societe Generale Acceptance N.V.	HSI R Bear CBBC Apr11A	0.250	25,400 per 15,000 units	24,900 per 15,000 units	2011/04/28	300,000,000	2010/10/18
64763	SGA Societe Generale Acceptance N.V.	HSI R Bear CBBC Apr11B	0.325	25,500 per 12,000 units	25,000 per 12,000 units	2011/04/28	300,000,000	2010/10/18
64764	SGA Societe Generale Acceptance N.V.	HSI R Bear CBBC Apr11C	0.405	25,600 per 10,000 units	25,100 per 10,000 units	2011/04/28	300,000,000	2010/10/18
64765	SGA Societe Generale Acceptance N.V.	HSI R Bear CBBC Apr11D	0.280	25,700 per 15,000 units	25,200 per 15,000 units	2011/04/28	300,000,000	2010/10/18
64766	SGA Societe Generale Acceptance N.V.	HSI R Bear CBBC Apr11E	0.360	25,800 per 12,000 units	25,300 per 12,000 units	2011/04/28	300,000,000	2010/10/18
64785	SGA Societe Generale Acceptance N.V.	HSI R Bear CBBC Apr11F	0.410	25,900 per 10,000 units	25,400 per 10,000 units	2011/04/28	300,000,000	2010/10/18
64786	SGA Societe Generale Acceptance N.V.	HSI R Bear CBBC Apr11G	0.280	26,000 per 15,000 units	25,500 per 15,000 units	2011/04/28	300,000,000	2010/10/18
64826	UBS AG	China Life R Bear CBBC Feb 2011 H	0.320	36.880	35.880	2011/02/07	100,000,000	2010/10/18
64822	UBS AG	A50 China R Bull CBBC Feb 2011 E	0.250	12.600	13.000	2011/02/21	100,000,000	2010/10/18
64824	UBS AG	A50 China R Bear CBBC Mar 2011 A	0.250	15.400	15.000	2011/03/14	100,000,000	2010/10/18
64828	UBS AG	HKEx R Bear CBBC Mar 2011 B	0.255	194.88 per 100 units	188.88 per 100 units	2011/03/14	100,000,000	2010/10/18
64816	UBS AG	HSI R Bull CBBC Jan 2011 K	0.250	22,700 per 12,000 units	23,200 per 12,000 units	2011/01/28	200,000,000	2010/10/18
64815	UBS AG	HSI R Bull CBBC Apr 2011 K	0.250	22,300 per 38,000 units	22,800 per 38,000 units	2011/04/28	300,000,000	2010/10/18
64770	UBS AG	HSI R Bear CBBC Jan 2011 N	0.250	23,600 per 10,000 units	23,100 per 10,000 units	2011/01/28	200,000,000	2010/10/18
64817	UBS AG	HSI R Bear CBBC Feb 2011 D	0.250	25,700 per 10,000 units	25,200 per 10,000 units	2011/02/25	200,000,000	2010/10/18
64818	UBS AG	HSI R Bear CBBC Mar 2011 X	0.250	25,900 per 12,000 units	25,400 per 12,000 units	2011/03/30	200,000,000	2010/10/18
64819	UBS AG	HSI R Bear CBBC Apr 2011 L	0.250	24,800 per 38,000 units	24,300 per 38,000 units	2011/04/28	300,000,000	2010/10/18
64820	UBS AG	HSI R Bear CBBC Apr 2011 M	0.250	25,300 per 38,000 units	24,800 per 38,000 units	2011/04/28	300,000,000	2010/10/18
64821	UBS AG	HSI R Bear CBBC May 2011 A	0.250	25,800 per 38,000 units	25,300 per 38,000 units	2011/05/30	300,000,000	2010/10/18
64829	UBS AG	TCH R Bear CBBC Mar 2011 A	0.250	196.88 per 100 units	188.88 per 100 units	2011/03/07	100,000,000	2010/10/18
64841	Credit Suisse AG	A50 China R Bull CBBC Feb 2011 E	0.250	12.600	13.000	2011/02/21	100,000,000	2010/10/19
64845	Credit Suisse AG	A50 China R Bear CBBC Feb 2011 F	0.250	15.700	15.300	2011/02/21	100,000,000	2010/10/19
64832	Credit Suisse AG	HSI R Bull CBBC Mar 2011 I	0.250	22,600 per 13,000 units	23,100 per 13,000 units	2011/03/30	390,000,000	2010/10/19
64842	Credit Suisse AG	HSI R Bear CBBC Jan 2011 C	0.250	23,700 per 15,000 units	23,200 per 15,000 units	2011/01/28	390,000,000	2010/10/19
64843	Credit Suisse AG	Hutchison R Bear CBBC Feb 2011 C	0.250	92 per 100 units	88 per 100 units	2011/02/21	100,000,000	2010/10/19

## Newly listed callable bull/bear contracts (continued)

Code	Issuer	Name of issue	Issue prices (HK\$)	Strike price (HKD) / Strike level per 10 units	Call price (HKD) / Call level per 10 units	Expiry date	No. of issue (units)	Listing date
64844	Credit Suisse AG	TCH R Bear CBBC Feb 2011 D	0.250	196 per 100 units	188 per 100 units	2011/02/21	100,000,000	2010/10/19
64834	Deutsche Bank AG	HSCEI R Bull CBBC Feb 2011 A	0.320	11,600 per 8,000 units	12,000 per 8,000 units	2011/02/25	100,000,000	2010/10/19
64839	Deutsche Bank AG	HSCEI R Bull CBBC Feb 2011 B	0.250	12,100 per 8,000 units	12,500 per 8,000 units	2011/02/25	100,000,000	2010/10/19
64840	Deutsche Bank AG	HSCEI R Bear CBBC Feb 2011 C	0.340	14,500 per 8,000 units	14,100 per 8,000 units	2011/02/25	100,000,000	2010/10/19
64833	Deutsche Bank AG	HSI R Bull CBBC Feb 2011 V	0.250	22,600 per 10,000 units	23,100 per 10,000 units	2011/02/25	300,000,000	2010/10/19
64852	Deutsche Bank AG	HSI R Bull CBBC Jun 2011 D	0.250	21,250 per 40,000 units	21,750 per 40,000 units	2011/06/29	400,000,000	2010/10/19
64846	UBS AG	China Life R Bear CBBC Mar 2011 A	0.550	38.880	37.880	2011/03/07	100,000,000	2010/10/19
64850	UBS AG	HSCEI R Bull CBBC Feb 2011 F	0.250	11,800 per 12,000 units	12,300 per 12,000 units	2011/02/25	100,000,000	2010/10/19
64831	UBS AG	HSI R Bull CBBC Feb 2011 Y	0.250	22,600 per 15,000 units	23,100 per 15,000 units	2011/02/25	200,000,000	2010/10/19
64851	UBS AG	HSI R Bear CBBC Feb 2011 E	0.250	23,700 per 15,000 units	23,200 per 15,000 units	2011/02/25	200,000,000	2010/10/19
64847	UBS AG	TCH R Bear CBBC Mar 2011 B	0.250	201.88 per 100 units	193.88 per 100 units	2011/03/14	100,000,000	2010/10/19
64849	UBS AG	TCH R Bear CBBC Mar 2011 C	0.250	206.88 per 100 units	198.88 per 100 units	2011/03/21	100,000,000	2010/10/19
64386*	Deutsche Bank AG	HSI R Bear CBBC Apr 2011 B	0.124	25,550 per 15,000 units	25,050 per 15,000 units	2011/04/28	300,000,000	2010/10/19
64898	BNP Paribas Arbit Issu B.V.	HSI R Bull CBBC Jul 2011 G	0.250	22,800 per 10,000 units	23,000 per 10,000 units	2011/07/28	100,000,000	2010/10/20
64899	BNP Paribas Arbit Issu B.V.	HSI R Bull CBBC Aug 2011 I	0.250	23,000 per 10,000 units	23,200 per 10,000 units	2011/08/30	100,000,000	2010/10/20
64902	BNP Paribas Arbit Issu B.V.	HSI R Bear CBBC Jul 2011 H	0.250	24,500 per 10,000 units	24,300 per 10,000 units	2011/07/28	100,000,000	2010/10/20
64904	BNP Paribas Arbit Issu B.V.	HSI R Bear CBBC Aug 2011 J	0.250	24,700 per 10,000 units	24,500 per 10,000 units	2011/08/30	100,000,000	2010/10/20
64900	BNP Paribas Arbit Issu B.V.	HSI R Bear CBBC Sep 2011 G	0.300	26,400 per 10,000 units	26,200 per 10,000 units	2011/09/29	100,000,000	2010/10/20
64901	BNP Paribas Arbit Issu B.V.	HSI R Bear CBBC Oct 2011 E	0.320	26,600 per 10,000 units	26,400 per 10,000 units	2011/10/28	100,000,000	2010/10/20
64863	Credit Suisse AG	CK(H) R Bear CBBC Jan 2011 A	0.250	127 per 100 units	120 per 100 units	2011/01/24	100,000,000	2010/10/20
64864	Credit Suisse AG	CK(H) R Bear CBBC Feb 2011 A	0.250	132 per 100 units	125 per 100 units	2011/02/14	100,000,000	2010/10/20
64865	Credit Suisse AG	CK(H) R Bear CBBC Feb 2011 B	0.250	137 per 100 units	130 per 100 units	2011/02/28	100,000,000	2010/10/20
64878	Credit Suisse AG	HSI R Bull CBBC Mar 2011 J	0.250	22,900 per 13,000 units	23,400 per 13,000 units	2011/03/30	390,000,000	2010/10/20
64868	Credit Suisse AG	HSI R Bear CBBC Jan 2011 T	0.250	23,800 per 15,000 units	23,300 per 15,000 units	2011/01/28	390,000,000	2010/10/20
64879	Credit Suisse AG	HSI R Bear CBBC Mar 2011 K	0.250	25,900 per 13,000 units	25,400 per 13,000 units	2011/03/30	390,000,000	2010/10/20
64880	Credit Suisse AG	HSI R Bear CBBC Mar 2011 L	0.250	27,000 per 15,000 units	26,500 per 15,000 units	2011/03/30	390,000,000	2010/10/20
64866	Credit Suisse AG	SHK Ppt R Bear CBBC Jan 2011 A	0.250	140 per 100 units	133 per 100 units	2011/01/24	100,000,000	2010/10/20
64867	Credit Suisse AG	SHK Ppt R Bear CBBC Feb 2011 A	0.250	150 per 100 units	143 per 100 units	2011/02/14	100,000,000	2010/10/20
64877	Credit Suisse AG	TCH R Bull CBBC Mar 2011 A	0.250	177 per 100 units	185 per 100 units	2011/03/14	100,000,000	2010/10/20
64881	Credit Suisse AG	TCH R Bear CBBC Mar 2011 B	0.395	226 per 100 units	218 per 100 units	2011/03/14	100,000,000	2010/10/20
64897	Deutsche Bank AG	HSI R Bull CBBC Jan 2011 S	0.250	22,800 per 12,000 units	23,300 per 12,000 units	2011/01/28	300,000,000	2010/10/20
64869	Deutsche Bank AG	HSI R Bear CBBC Feb 2011 Y	0.250	23,800 per 12,000 units	23,300 per 12,000 units	2011/02/25	300,000,000	2010/10/20
64882	KBC Fin Products Int'l Ltd.	HSI R Bull CBBC Jan 2011 E	0.250	22,400 per 8,000 units	22,900 per 8,000 units	2011/01/28	128,000,000	2010/10/20
64883	KBC Fin Products Int'l Ltd.	HSI R Bull CBBC Feb 2011 G	0.250	22,900 per 10,000 units	23,400 per 10,000 units	2011/02/25	128,000,000	2010/10/20
64884	KBC Fin Products Int'l Ltd.	HSI R Bull CBBC Mar 2011 J	0.250	22,600 per 15,000 units	23,100 per 15,000 units	2011/03/30	158,000,000	2010/10/20
64885	KBC Fin Products Int'l Ltd.	HSI R Bull CBBC Mar 2011 K	0.250	22,800 per 12,000 units	23,300 per 12,000 units	2011/03/30	128,000,000	2010/10/20
64859	SGA Societe Generale Acceptance N.V.	A50 R Bull CBBC Mar11A	0.250	12.100	12.500	2011/03/28	150,000,000	2010/10/20
64860	SGA Societe Generale Acceptance N.V.	A50 R Bear CBBC Mar11B	0.250	14.900	14.500	2011/03/28	150,000,000	2010/10/20
64861	SGA Societe Generale Acceptance N.V.	A50 R Bear CBBC Mar11C	0.250	15.400	15.000	2011/03/28	150,000,000	2010/10/20
64857	SGA Societe Generale Acceptance N.V.	HKEx R Bull CBBC Mar11A	0.310	139 per 100 units	145 per 100 units	2011/03/28	150,000,000	2010/10/20
64858	SGA Societe Generale Acceptance N.V.	HKEx R Bull CBBC Mar11B	0.250	149 per 100 units	155 per 100 units	2011/03/28	150,000,000	2010/10/20
64855	SGA Societe Generale Acceptance N.V.	HSI R Bear CBBC Jan11I	0.250	23,700 per 15,000 units	23,200 per 15,000 units	2011/01/28	300,000,000	2010/10/20
64862	SGA Societe Generale Acceptance N.V.	TCH R Bull CBBC Mar11A	0.310	152 per 100 units	160 per 100 units	2011/03/28	100,000,000	2010/10/20

## Newly listed callable bull/bear contracts (continued)

Code	Issuer	Name of issue	Issue prices (HK\$)	Strike price (HKD) / Strike level per 10 units	Call price (HKD) / Call level per 10 units	Expiry date	No. of issue (units)	Listing date
64886	UBS AG	Sinopec Corp R Bear CBBC Mar 2011 A	0.250	8.780	8.380	2011/03/14	100,000,000	2010/10/20
64871	UBS AG	A50 China R Bear CBBC Mar 2011 B	0.250	15.900	15.500	2011/03/28	100,000,000	2010/10/20
64870	UBS AG	HSI R Bull CBBC Jan 2011 W	0.250	22,400 per 12,000 units	22,900 per 12,000 units	2011/01/28	200,000,000	2010/10/20
64887	UBS AG	HSI R Bull CBBC Feb 2011 S	0.250	22,900 per 15,000 units	23,400 per 15,000 units	2011/02/25	200,000,000	2010/10/20
64876	UBS AG	HSI R Bear CBBC Jan 2011 H	0.250	23,800 per 12,000 units	23,300 per 12,000 units	2011/01/28	200,000,000	2010/10/20
64888	UBS AG	HSI R Bear CBBC Mar 2011 Y	0.250	26,100 per 15,000 units	25,600 per 15,000 units	2011/03/30	200,000,000	2010/10/20
64892	UBS AG	HSI R Bear CBBC Mar 2011 Z	0.250	26,400 per 15,000 units	25,900 per 15,000 units	2011/03/30	200,000,000	2010/10/20
64893	UBS AG	HSI R Bear CBBC Apr 2011 N	0.250	26,700 per 15,000 units	26,200 per 15,000 units	2011/04/28	200,000,000	2010/10/20
64894	UBS AG	HSI R Bear CBBC Apr 2011 O	0.380	28,000 per 12,000 units	27,500 per 12,000 units	2011/04/28	200,000,000	2010/10/20
64895	UBS AG	HSI R Bear CBBC Apr 2011 P	0.340	28,500 per 15,000 units	28,000 per 15,000 units	2011/04/28	200,000,000	2010/10/20
64872	UBS AG	TCH R Bull CBBC Feb 2011 E	0.260	160.88 per 100 units	168.88 per 100 units	2011/02/28	100,000,000	2010/10/20
64873	UBS AG	TCH R Bull CBBC Feb 2011 F	0.250	170.88 per 100 units	178.88 per 100 units	2011/02/21	100,000,000	2010/10/20
64874	UBS AG	TCH R Bear CBBC Mar 2011 D	0.305	216.88 per 100 units	208.88 per 100 units	2011/03/14	100,000,000	2010/10/20
64875	UBS AG	TCH R Bear CBBC Mar 2011 E	0.405	226.88 per 100 units	218.88 per 100 units	2011/03/28	100,000,000	2010/10/20
64648 *	Credit Suisse AG	HSI R Bull CBBC Jan 2011 H	0.118	22,300 per 13,000 units	22,800 per 13,000 units	2011/01/28	390,000,000	2010/10/20
63541 *	J P Morgan SP BV	HSI R Bear CBBC Jan 2011 A	0.019	24,500 per 38,000 units	24,000 per 38,000 units	2011/01/28	528,000,000	2010/10/20
64934	Credit Suisse AG	A50 China R Bull CBBC Feb 2011 G	0.250	13.600	14.000	2011/02/07	100,000,000	2010/10/21
64933	Credit Suisse AG	HKEx R Bull CBBC Feb 2011 H	0.250	169 per 100 units	175 per 100 units	2011/02/21	100,000,000	2010/10/21
64942	Credit Suisse AG	HKEx R Bear CBBC Mar 2011 A	0.390	214 per 100 units	208 per 100 units	2011/03/21	100,000,000	2010/10/21
64940	Credit Suisse AG	HSBC R Bear CBBC Mar 2011 A	0.250	105 per 100 units	100 per 100 units	2011/03/21	100,000,000	2010/10/21
64930	Credit Suisse AG	HSI R Bull CBBC Mar 2011 O	0.250	23,300 per 10,000 units	23,788 per 10,000 units	2011/03/30	300,000,000	2010/10/21
64931	Credit Suisse AG	HSI R Bull CBBC Apr 2011 E	0.250	22,400 per 38,000 units	22,900 per 38,000 units	2011/04/28	380,000,000	2010/10/21
64932	Credit Suisse AG	HSI R Bull CBBC Apr 2011 F	0.250	22,800 per 15,000 units	23,300 per 15,000 units	2011/04/28	390,000,000	2010/10/21
64916	Credit Suisse AG	HSI R Bear CBBC Jan 2011 E	0.250	24,800 per 10,000 units	24,318 per 10,000 units	2011/01/28	300,000,000	2010/10/21
64915	Credit Suisse AG	HSI R Bear CBBC Jan 2011 Q	0.250	24,000 per 15,000 units	23,500 per 15,000 units	2011/01/28	390,000,000	2010/10/21
64935	Credit Suisse AG	HSI R Bear CBBC Feb 2011 I	0.390	27,500 per 10,000 units	27,018 per 10,000 units	2011/02/25	300,000,000	2010/10/21
64918	Credit Suisse AG	HSI R Bear CBBC Feb 2011 X	0.250	25,200 per 15,000 units	24,700 per 15,000 units	2011/02/25	390,000,000	2010/10/21
64919	Credit Suisse AG	HSI R Bear CBBC Mar 2011 M	0.250	26,100 per 15,000 units	25,600 per 15,000 units	2011/03/30	390,000,000	2010/10/21
64920	Credit Suisse AG	HSI R Bear CBBC Mar 2011 N	0.250	26,400 per 15,000 units	25,900 per 15,000 units	2011/03/30	390,000,000	2010/10/21
64936	Credit Suisse AG	HSI R Bear CBBC Mar 2011 P	0.330	28,500 per 15,000 units	28,000 per 15,000 units	2011/03/30	390,000,000	2010/10/21
64922	Credit Suisse AG	HSI R Bear CBBC Apr 2011 D	0.250	26,200 per 13,000 units	25,700 per 13,000 units	2011/04/28	390,000,000	2010/10/21
64937	Credit Suisse AG	HSI R Bear CBBC Apr 2011 G	0.250	25,700 per 38,000 units	25,200 per 38,000 units	2011/04/28	380,000,000	2010/10/21
64938	Credit Suisse AG	HSI R Bear CBBC Apr 2011 H	0.455	28,100 per 10,000 units	27,618 per 10,000 units	2011/04/28	300,000,000	2010/10/21
64939	Credit Suisse AG	HSI R Bear CBBC Apr 2011 I	0.435	29,200 per 13,000 units	28,700 per 13,000 units	2011/04/28	390,000,000	2010/10/21
64944	Deutsche Bank AG	HSI R Bull CBBC Jan 2011 K	0.250	23,022 per 11,000 units	23,222 per 11,000 units	2011/01/28	300,000,000	2010/10/21
64943	Deutsche Bank AG	HSI R Bull CBBC Jan 2011 R	0.270	22,522 per 16,000 units	22,722 per 16,000 units	2011/01/28	300,000,000	2010/10/21
64972	Deutsche Bank AG	HSI R Bull CBBC Mar 2011 T	0.250	23,100 per 12,000 units	23,600 per 12,000 units	2011/03/30	300,000,000	2010/10/21
64973	Deutsche Bank AG	HSI R Bull CBBC Mar 2011 U	0.260	23,300 per 8,000 units	23,800 per 8,000 units	2011/03/30	300,000,000	2010/10/21
64974	Deutsche Bank AG	HSI R Bull CBBC Apr 2011 G	0.270	22,650 per 15,000 units	23,150 per 15,000 units	2011/04/28	300,000,000	2010/10/21
64975	Deutsche Bank AG	HSI R Bull CBBC Apr 2011 H	0.290	22,900 per 10,000 units	23,400 per 10,000 units	2011/04/28	300,000,000	2010/10/21
64946	Deutsche Bank AG	HSI R Bear CBBC Jan 2011 H	0.260	24,922 per 16,000 units	24,722 per 16,000 units	2011/01/28	300,000,000	2010/10/21
64945	Deutsche Bank AG	HSI R Bear CBBC Jan 2011 U	0.250	24,422 per 11,000 units	24,222 per 11,000 units	2011/01/28	300,000,000	2010/10/21
64913	Deutsche Bank AG	HSI R Bear CBBC Feb 2011 F	0.270	24,000 per 8,000 units	23,500 per 8,000 units	2011/02/25	300,000,000	2010/10/21

## Newly listed callable bull/bear contracts (continued)

Code	Issuer	Name of issue	Issue prices (HK\$)	Strike price (HKD) / Strike level per 10 units	Call price (HKD) / Call level per 10 units	Expiry date	No. of issue (units)	Listing date
64914	Deutsche Bank AG	HSI R Bear CBBC Mar 2011 S	0.250	24,100 per 12,000 units	23,600 per 12,000 units	2011/03/30	300,000,000	2010/10/21
64976	Deutsche Bank AG	HSI R Bear CBBC Apr 2011 I	0.260	25,600 per 10,000 units	25,100 per 10,000 units	2011/04/28	300,000,000	2010/10/21
64977	Deutsche Bank AG	HSI R Bear CBBC Apr 2011 J	0.280	25,700 per 8,000 units	25,200 per 8,000 units	2011/04/28	300,000,000	2010/10/21
64978	Deutsche Bank AG	HSI R Bear CBBC May 2011 F	0.250	25,800 per 12,000 units	25,300 per 12,000 units	2011/05/30	300,000,000	2010/10/21
64981	Deutsche Bank AG	HSI R Bear CBBC May 2011 G	0.250	26,050 per 15,000 units	25,550 per 15,000 units	2011/05/30	300,000,000	2010/10/21
64983	Deutsche Bank AG	HSI R Bear CBBC Jul 2011 A	0.270	26,400 per 10,000 units	25,900 per 10,000 units	2011/07/28	300,000,000	2010/10/21
64984	Deutsche Bank AG	HSI R Bear CBBC Jul 2011 B	0.250	26,800 per 12,000 units	26,300 per 12,000 units	2011/07/28	300,000,000	2010/10/21
64925	Goldman Sachs SP (Asia)	HSI R Bull CBBC Apr 2011 T	0.250	22,400 per 10,000 units	22,900 per 10,000 units	2011/04/28	200,000,000	2010/10/21
64926	Goldman Sachs SP (Asia)	HSI R Bull CBBC Apr 2011 U	0.250	22,700 per 10,000 units	23,200 per 10,000 units	2011/04/28	200,000,000	2010/10/21
64947	HK Bank	A50 R Bull CBBC May 2011 A	0.250	12.500	12.880	2011/05/18	150,000,000	2010/10/21
64948	HK Bank	A50 R Bull CBBC May 2011 B	0.250	13.000	13.380	2011/05/18	120,000,000	2010/10/21
64952	HK Bank	A50 R Bear CBBC May 2011 C	0.250	15.000	14.580	2011/05/18	120,000,000	2010/10/21
64954	HK Bank	A50 R Bear CBBC May 2011 D	0.250	15.500	15.080	2011/05/18	150,000,000	2010/10/21
64896	HK Bank	HSI R Bull CBBC Mar 2011 G	0.250	22,600 per 12,000 units	23,100 per 12,000 units	2011/03/30	150,000,000	2010/10/21
64905	HK Bank	HSI R Bull CBBC Mar 2011 H	0.250	22,888 per 10,000 units	23,388 per 10,000 units	2011/03/30	150,000,000	2010/10/21
64906	HK Bank	HSI R Bull CBBC Apr 2011 D	0.250	22,300 per 28,000 units	22,800 per 28,000 units	2011/04/28	300,000,000	2010/10/21
64909	HK Bank	HSI R Bear CBBC Mar 2011 I	0.250	24,888 per 12,000 units	24,388 per 12,000 units	2011/03/30	200,000,000	2010/10/21
64910	HK Bank	HSI R Bear CBBC Mar 2011 J	0.250	25,100 per 10,000 units	24,600 per 10,000 units	2011/03/30	200,000,000	2010/10/21
64911	HK Bank	HSI R Bear CBBC Mar 2011 K	0.250	25,388 per 12,000 units	24,888 per 12,000 units	2011/03/30	200,000,000	2010/10/21
64907	HK Bank	HSI R Bear CBBC May 2011 A	0.250	25,700 per 12,000 units	25,088 per 12,000 units	2011/05/30	200,000,000	2010/10/21
64908	HK Bank	HSI R Bear CBBC May 2011 B	0.250	25,900 per 25,000 units	25,300 per 25,000 units	2011/05/30	300,000,000	2010/10/21
64949	J P Morgan SP BV	HSI R Bull CBBC Feb 2011 B	0.250	22,800 per 15,000 units	23,300 per 15,000 units	2011/02/25	200,000,000	2010/10/21
64950	J P Morgan SP BV	HSI R Bull CBBC Feb 2011 C	0.250	23,000 per 8,000 units	23,500 per 8,000 units	2011/02/25	200,000,000	2010/10/21
64951	J P Morgan SP BV	HSI R Bull CBBC Feb 2011 D	0.250	23,100 per 12,000 units	23,600 per 12,000 units	2011/02/25	200,000,000	2010/10/21
64955	J P Morgan SP BV	HSI R Bull CBBC Feb 2011 E	0.250	23,200 per 10,000 units	23,700 per 10,000 units	2011/02/25	200,000,000	2010/10/21
64956	J P Morgan SP BV	HSI R Bear CBBC Feb 2011 F	0.250	24,900 per 38,000 units	24,400 per 38,000 units	2011/02/25	400,000,000	2010/10/21
64957	J P Morgan SP BV	HSI R Bear CBBC Feb 2011 G	0.250	25,200 per 10,000 units	24,700 per 10,000 units	2011/02/25	200,000,000	2010/10/21
64958	J P Morgan SP BV	HSI R Bear CBBC Feb 2011 H	0.250	25,400 per 12,000 units	24,900 per 12,000 units	2011/02/25	200,000,000	2010/10/21
64959	J P Morgan SP BV	HSI R Bear CBBC Feb 2011 I	0.250	25,588 per 8,000 units	25,088 per 8,000 units	2011/02/25	200,000,000	2010/10/21
64960	J P Morgan SP BV	HSI R Bear CBBC Feb 2011 J	0.250	25,800 per 10,000 units	25,300 per 10,000 units	2011/02/25	200,000,000	2010/10/21
64961	J P Morgan SP BV	HSI R Bear CBBC Feb 2011 K	0.250	26,000 per 38,000 units	25,500 per 38,000 units	2011/02/25	400,000,000	2010/10/21
64962	J P Morgan SP BV	HSI R Bear CBBC Feb 2011 L	0.250	26,100 per 12,000 units	25,600 per 12,000 units	2011/02/25	200,000,000	2010/10/21
64963	J P Morgan SP BV	HSI R Bear CBBC Mar 2011 A	0.250	26,300 per 15,000 units	25,800 per 15,000 units	2011/03/30	200,000,000	2010/10/21
64964	J P Morgan SP BV	HSI R Bear CBBC Apr 2011 A	0.250	26,500 per 38,000 units	26,000 per 38,000 units	2011/04/28	400,000,000	2010/10/21
64965	J P Morgan SP BV	HSI R Bear CBBC May 2011 A	0.250	25,700 per 15,000 units	25,200 per 15,000 units	2011/05/30	200,000,000	2010/10/21
64968	KBC Fin Products Int'l Ltd.	HSI R Bull CBBC Jan 2011 F	0.250	23,300 per 10,000 units	23,800 per 10,000 units	2011/01/28	128,000,000	2010/10/21
64969	KBC Fin Products Int'l Ltd.	HSI R Bull CBBC Feb 2011 K	0.250	23,100 per 8,000 units	23,600 per 8,000 units	2011/02/25	128,000,000	2010/10/21
64966	KBC Fin Products Int'l Ltd.	HSI R Bear CBBC Feb 2011 M	0.250	24,300 per 12,000 units	23,800 per 12,000 units	2011/02/25	128,000,000	2010/10/21
64970	KBC Fin Products Int'l Ltd.	HSI R Bear CBBC Mar 2011 L	0.250	26,200 per 10,000 units	25,700 per 10,000 units	2011/03/30	128,000,000	2010/10/21
64971	KBC Fin Products Int'l Ltd.	HSI R Bear CBBC Mar 2011 M	0.330	26,400 per 8,000 units	25,900 per 8,000 units	2011/03/30	128,000,000	2010/10/21
64987	UBS AG	China Mobile R Bull CBBC Feb 2011 B	0.250	76.88 per 100 units	80.88 per 100 units	2011/02/28	100,000,000	2010/10/21
64985	UBS AG	China Life R Bull CBBC Feb 2011 I	0.250	32.880	33.880	2011/02/28	100,000,000	2010/10/21
64986	UBS AG	China Life R Bull CBBC Mar 2011 B	0.320	31.880	32.880	2011/03/07	100,000,000	2010/10/21

## Newly listed callable bull/bear contracts (continued)

Code	Issuer	Name of issue	Issue prices (HK\$)	Strike price (HKD) / Strike level per 10 units	Call price (HKD) / Call level per 10 units	Expiry date	No. of issue (units)	Listing date
64994	UBS AG	China Life R Bear CBBC Mar 2011 C	0.485	39.880	38.880	2011/03/14	100,000,000	2010/10/21
64996	UBS AG	China Life R Bear CBBC Mar 2011 D	0.590	40.880	39.880	2011/03/28	100,000,000	2010/10/21
64990	UBS AG	A50 China R Bull CBBC Feb 2011 F	0.250	13.100	13.500	2011/02/21	100,000,000	2010/10/21
64998	UBS AG	A50 China R Bear CBBC Mar 2011 C	0.250	16.400	16.000	2011/03/28	100,000,000	2010/10/21
64988	UBS AG	HKEx R Bull CBBC Feb 2011 M	0.250	162.88 per 100 units	168.88 per 100 units	2011/02/21	100,000,000	2010/10/21
64997	UBS AG	HKEx R Bear CBBC Mar 2011 C	0.270	204.88 per 100 units	198.88 per 100 units	2011/03/28	100,000,000	2010/10/21
64991	UBS AG	HSI R Bull CBBC Jan 2011 Z	0.250	23,000 per 12,000 units	23,500 per 12,000 units	2011/01/28	200,000,000	2010/10/21
64992	UBS AG	HSI R Bull CBBC Mar 2011 D	0.250	22,800 per 10,000 units	23,300 per 10,000 units	2011/03/30	200,000,000	2010/10/21
64993	UBS AG	HSI R Bull CBBC Mar 2011 K	0.250	23,300 per 12,000 units	23,800 per 12,000 units	2011/03/30	200,000,000	2010/10/21
64912	UBS AG	HSI R Bear CBBC Feb 2011 C	0.250	24,000 per 15,000 units	23,500 per 15,000 units	2011/02/25	200,000,000	2010/10/21
65000	UBS AG	HSI R Bear CBBC Mar 2011 A	0.250	25,600 per 12,000 units	25,100 per 12,000 units	2011/03/30	200,000,000	2010/10/21
64967	UBS AG	HSI R Bear CBBC Mar 2011 B	0.250	24,300 per 15,000 units	23,800 per 15,000 units	2011/03/30	200,000,000	2010/10/21
65001	UBS AG	HSI R Bear CBBC Mar 2011 L	0.250	26,300 per 10,000 units	25,800 per 10,000 units	2011/03/30	200,000,000	2010/10/21
64999	UBS AG	HSI R Bear CBBC Apr 2011 Q	0.250	25,800 per 15,000 units	25,300 per 15,000 units	2011/04/28	200,000,000	2010/10/21
65002	UBS AG	HSI R Bear CBBC Apr 2011 R	0.250	26,200 per 12,000 units	25,700 per 12,000 units	2011/04/28	200,000,000	2010/10/21
64989	UBS AG	ICBC R Bull CBBC Feb 2011 A	0.250	5.380	5.780	2011/02/21	100,000,000	2010/10/21
65023	Credit Suisse AG	CK(H) R Bear CBBC Mar 2011 A	0.250	142 per 100 units	135 per 100 units	2011/03/21	100,000,000	2010/10/22
65028	Credit Suisse AG	A50 China R Bear CBBC Mar 2011 A	0.270	16.700	16.300	2011/03/21	100,000,000	2010/10/22
65033	Credit Suisse AG	HKEx R Bull CBBC Mar 2011 C	0.250	177 per 100 units	183 per 100 units	2011/03/28	100,000,000	2010/10/22
65025	Credit Suisse AG	HKEx R Bear CBBC Mar 2011 B	0.570	234 per 100 units	228 per 100 units	2011/03/21	100,000,000	2010/10/22
65018	Credit Suisse AG	HSI R Bull CBBC Mar 2011 Q	0.250	23,200 per 13,000 units	23,700 per 13,000 units	2011/03/30	390,000,000	2010/10/22
65029	Credit Suisse AG	HSI R Bear CBBC Jan 2011 K	0.250	25,000 per 13,000 units	24,500 per 13,000 units	2011/01/28	390,000,000	2010/10/22
65032	Credit Suisse AG	HSI R Bear CBBC Feb 2011 Y	0.250	24,300 per 15,000 units	23,800 per 15,000 units	2011/02/25	390,000,000	2010/10/22
65024	Credit Suisse AG	SHK Ppt R Bear CBBC Feb 2011 B	0.250	160 per 100 units	153 per 100 units	2011/02/28	100,000,000	2010/10/22
65017	Credit Suisse AG	TCH R Bull CBBC Feb 2011 E	0.250	162 per 100 units	170 per 100 units	2011/02/28	100,000,000	2010/10/22
65026	Credit Suisse AG	TCH R Bear CBBC Feb 2011 F	0.250	203 per 100 units	195 per 100 units	2011/02/28	100,000,000	2010/10/22
65027	Credit Suisse AG	TCH R Bear CBBC Mar 2011 C	0.540	236 per 100 units	228 per 100 units	2011/03/21	100,000,000	2010/10/22
65030	Deutsche Bank AG	HSI R Bull CBBC Feb 2011 H	0.250	23,522 per 16,000 units	23,722 per 16,000 units	2011/02/25	300,000,000	2010/10/22
65031	Deutsche Bank AG	HSI R Bull CBBC Apr 2011 K	0.300	23,200 per 10,000 units	23,700 per 10,000 units	2011/04/28	300,000,000	2010/10/22
65060	Deutsche Bank AG	HSI R Bull CBBC Apr 2011 L	0.250	23,050 per 15,000 units	23,550 per 15,000 units	2011/04/28	300,000,000	2010/10/22
65061	Deutsche Bank AG	HSI R Bull CBBC May 2011 H	0.250	22,850 per 20,000 units	23,350 per 20,000 units	2011/05/30	300,000,000	2010/10/22
65062	Deutsche Bank AG	HSI R Bull CBBC May 2011 I	0.290	23,000 per 8,000 units	23,500 per 8,000 units	2011/05/30	300,000,000	2010/10/22
65034	Goldman Sachs SP (Asia)	HSI R Bull CBBC Apr 2011 V	0.250	23,000 per 10,000 units	23,500 per 10,000 units	2011/04/28	200,000,000	2010/10/22
65035	Goldman Sachs SP (Asia)	HSI R Bull CBBC Apr 2011 W	0.250	23,300 per 10,000 units	23,800 per 10,000 units	2011/04/28	200,000,000	2010/10/22
65040	Goldman Sachs SP (Asia)	HSI R Bear CBBC Apr 2011 X	0.250	26,100 per 14,000 units	25,600 per 14,000 units	2011/04/28	200,000,000	2010/10/22
65015	HK Bank	HSI R Bull CBBC Jun 2011 A	0.250	20,300 per 28,000 units	20,800 per 28,000 units	2011/06/29	200,000,000	2010/10/22
65016	HK Bank	HSI R Bull CBBC Jun 2011 B	0.250	23,300 per 20,000 units	23,800 per 20,000 units	2011/06/29	150,000,000	2010/10/22
65020	HK Bank	HSI R Bear CBBC Jun 2011 C	0.250	26,100 per 10,000 units	25,600 per 10,000 units	2011/06/29	180,000,000	2010/10/22
65021	HK Bank	HSI R Bear CBBC Jun 2011 D	0.250	26,400 per 12,000 units	25,800 per 12,000 units	2011/06/29	180,000,000	2010/10/22
65022	HK Bank	HSI R Bear CBBC Jun 2011 E	0.250	26,800 per 38,000 units	26,200 per 38,000 units	2011/06/29	250,000,000	2010/10/22
65044	J P Morgan SP BV	HSI R Bear CBBC Feb 2011 M	0.250	24,300 per 10,000 units	23,800 per 10,000 units	2011/02/25	200,000,000	2010/10/22
65063	KBC Fin Products Int'l Ltd.	HSI R Bear CBBC Mar 2011 N	0.250	25,600 per 12,000 units	25,100 per 12,000 units	2011/03/30	128,000,000	2010/10/22
65066	KBC Fin Products Int'l Ltd.	HSI R Bear CBBC Mar 2011 O	0.250	25,800 per 10,000 units	25,300 per 10,000 units	2011/03/30	128,000,000	2010/10/22

## Newly listed callable bull/bear contracts (continued)

Code	Issuer	Name of issue	Issue prices (HK\$)	Strike price (HKD) / Strike level per 10 units	Call price (HKD) / Call level per 10 units	Expiry date	No. of issue (units)	Listing date
65036	Macquarie Bank Ltd.	HSI R Bear CBBC Feb 2011 C	0.150	25,500 per 15,000 units	25,000 per 15,000 units	2011/02/25	200,000,000	2010/10/22
65043	RB of Scotland N.V.	HSCEI R Bear CBBC Jan 2011 D	0.250	14,100 per 10,000 units	13,600 per 10,000 units	2011/01/28	250,000,000	2010/10/22
65037	RB of Scotland N.V.	HSI R Bull CBBC Jan 2011 E	0.250	21,900 per 13,000 units	22,400 per 13,000 units	2011/01/28	250,000,000	2010/10/22
65038	RB of Scotland N.V.	HSI R Bull CBBC Jan 2011 F	0.250	22,300 per 13,000 units	22,800 per 13,000 units	2011/01/28	250,000,000	2010/10/22
65041	RB of Scotland N.V.	HSI R Bear CBBC Jan 2011 G	0.250	24,900 per 13,000 units	24,400 per 13,000 units	2011/01/28	250,000,000	2010/10/22
65042	RB of Scotland N.V.	HSI R Bear CBBC Jan 2011 H	0.250	25,100 per 13,000 units	24,600 per 13,000 units	2011/01/28	250,000,000	2010/10/22
65003	SGA Societe Generale Acceptance N.V.	A50 R Bear CBBC Mar11D	0.250	15.900	15.500	2011/03/28	150,000,000	2010/10/22
65009	SGA Societe Generale Acceptance N.V.	HSI R Bull CBBC Jan11C	0.250	23,300 per 15,000 units	23,800 per 15,000 units	2011/01/28	300,000,000	2010/10/22
65007	SGA Societe Generale Acceptance N.V.	HSI R Bull CBBC Jan11D	0.250	23,100 per 12,000 units	23,600 per 12,000 units	2011/01/28	300,000,000	2010/10/22
65006	SGA Societe Generale Acceptance N.V.	HSI R Bull CBBC Jan11E	0.250	23,000 per 15,000 units	23,500 per 15,000 units	2011/01/28	300,000,000	2010/10/22
65005	SGA Societe Generale Acceptance N.V.	HSI R Bull CBBC Jan11F	0.250	22,900 per 10,000 units	23,400 per 10,000 units	2011/01/28	300,000,000	2010/10/22
65004	SGA Societe Generale Acceptance N.V.	HSI R Bull CBBC Jan11G	0.250	22,800 per 12,000 units	23,300 per 12,000 units	2011/01/28	300,000,000	2010/10/22
65008	SGA Societe Generale Acceptance N.V.	HSI R Bull CBBC Jan11H	0.250	23,200 per 10,000 units	23,700 per 10,000 units	2011/01/28	300,000,000	2010/10/22
65010	SGA Societe Generale Acceptance N.V.	HSI R Bear CBBC Apr11H	0.290	26,100 per 12,000 units	25,600 per 12,000 units	2011/04/28	300,000,000	2010/10/22
65011	SGA Societe Generale Acceptance N.V.	HSI R Bear CBBC Apr11I	0.360	26,200 per 10,000 units	25,700 per 10,000 units	2011/04/28	300,000,000	2010/10/22
65012	SGA Societe Generale Acceptance N.V.	HSI R Bear CBBC Apr11J	0.250	26,300 per 15,000 units	25,800 per 15,000 units	2011/04/28	300,000,000	2010/10/22
65013	SGA Societe Generale Acceptance N.V.	HSI R Bear CBBC Apr11K	0.325	26,400 per 12,000 units	25,900 per 12,000 units	2011/04/28	300,000,000	2010/10/22
65014	SGA Societe Generale Acceptance N.V.	HSI R Bear CBBC Apr11L	0.400	26,500 per 10,000 units	26,000 per 10,000 units	2011/04/28	300,000,000	2010/10/22
65047	UBS AG	A50 China R Bull CBBC Feb 2011 G	0.250	13.600	14.000	2011/02/07	100,000,000	2010/10/22
65045	UBS AG	HKEx R Bull CBBC Feb 2011 N	0.250	172.88 per 100 units	178.88 per 100 units	2011/02/14	100,000,000	2010/10/22
65053	UBS AG	HKEx R Bear CBBC Mar 2011 D	0.315	214.88 per 100 units	208.88 per 100 units	2011/03/21	100,000,000	2010/10/22
65048	UBS AG	HSCEI R Bull CBBC Mar 2011 E	0.250	12,000 per 20,000 units	12,500 per 20,000 units	2011/03/30	100,000,000	2010/10/22
65055	UBS AG	HSCEI R Bear CBBC Apr 2011 A	0.250	15,300 per 12,000 units	14,800 per 12,000 units	2011/04/28	100,000,000	2010/10/22
65059	UBS AG	HSCEI R Bear CBBC Apr 2011 B	0.250	15,500 per 20,000 units	15,000 per 20,000 units	2011/04/28	100,000,000	2010/10/22
65049	UBS AG	HSI R Bull CBBC Mar 2011 O	0.250	23,200 per 15,000 units	23,700 per 15,000 units	2011/03/30	200,000,000	2010/10/22
65050	UBS AG	HSI R Bull CBBC Apr 2011 S	0.250	22,800 per 38,000 units	23,300 per 38,000 units	2011/04/28	300,000,000	2010/10/22
65054	UBS AG	ICBC R Bear CBBC Feb 2011 B	0.250	7.480	7.080	2011/02/28	100,000,000	2010/10/22
65082	Credit Suisse AG	HKEx R Bear CBBC Feb 2011 I	0.455	224 per 100 units	218 per 100 units	2011/02/21	100,000,000	2010/10/25
65068	Credit Suisse AG	HSI R Bull CBBC Apr 2011 J	0.250	23,100 per 15,000 units	23,600 per 15,000 units	2011/04/28	390,000,000	2010/10/25
65081	Credit Suisse AG	HSI R Bear CBBC Feb 2011 J	0.250	24,100 per 13,000 units	23,600 per 13,000 units	2011/02/25	390,000,000	2010/10/25
65072	Deutsche Bank AG	DJIA R Bear CBBC Jun 2011 A	0.250	12,400 per 78,000 units	12,000 per 78,000 units	2011/06/20	80,000,000	2010/10/25
65076	Deutsche Bank AG	HSCEI R Bull CBBC Apr 2011 A	0.250	12,600 per 8,000 units	13,000 per 8,000 units	2011/04/28	150,000,000	2010/10/25
65078	Deutsche Bank AG	HSCEI R Bear CBBC Apr 2011 B	0.350	15,000 per 8,000 units	14,600 per 8,000 units	2011/04/28	150,000,000	2010/10/25
65073	Deutsche Bank AG	HSI R Bear CBBC Jan 2011 I	0.250	23,922 per 16,000 units	23,722 per 16,000 units	2011/01/28	300,000,000	2010/10/25
65074	Deutsche Bank AG	HSI R Bear CBBC Feb 2011 A	0.290	24,200 per 10,000 units	23,700 per 10,000 units	2011/02/25	300,000,000	2010/10/25
65075	Deutsche Bank AG	HSI R Bear CBBC Mar 2011 V	0.290	24,300 per 12,000 units	23,800 per 12,000 units	2011/03/30	300,000,000	2010/10/25
65085	KBC Fin Products Int'l Ltd.	HSI R Bear CBBC Jan 2011 H	0.250	24,000 per 10,000 units	23,500 per 10,000 units	2011/01/28	128,000,000	2010/10/25
65083	RB of Scotland N.V.	HSI R Bull CBBC Jan 2011 I	0.250	21,500 per 13,000 units	22,000 per 13,000 units	2011/01/28	250,000,000	2010/10/25
65070	SGA Societe Generale Acceptance N.V.	HSI R Bear CBBC Jan11A	0.250	24,200 per 15,000 units	23,700 per 15,000 units	2011/01/28	300,000,000	2010/10/25
65069	SGA Societe Generale Acceptance N.V.	HSI R Bear CBBC Jan11B	0.250	24,100 per 10,000 units	23,600 per 10,000 units	2011/01/28	300,000,000	2010/10/25
65071	SGA Societe Generale Acceptance N.V.	HSI R Bear CBBC Jan11U	0.250	24,300 per 12,000 units	23,800 per 12,000 units	2011/01/28	300,000,000	2010/10/25
65079	UBS AG	BOCL R Bull CBBC Feb 2011 A	0.250	3.480	3.980	2011/02/14	100,000,000	2010/10/25
65056	UBS AG	HSI R Bull CBBC Jan 2011 N	0.250	23,100 per 10,000 units	23,600 per 10,000 units	2011/01/28	200,000,000	2010/10/25



## Newly listed callable bull/bear contracts (continued)

Code	Issuer	Name of issue	Issue prices (HK\$)	Strike price (HKD) / Strike level per 10 units	Call price (HKD) / Call level per 10 units	Expiry date	No. of issue (units)	Listing date
65080	UBS AG	HSI R Bear CBBC Mar 2011 P	0.250	24,100 per 12,000 units	23,600 per 12,000 units	2011/03/30	200,000,000	2010/10/25
65091	Credit Suisse AG	HSI R Bull CBBC Apr 2011 K	0.250	23,000 per 10,000 units	23,488 per 10,000 units	2011/04/28	300,000,000	2010/10/26
65089	Credit Suisse AG	HSI R Bear CBBC Jan 2011 F	0.250	24,200 per 10,000 units	23,718 per 10,000 units	2011/01/28	300,000,000	2010/10/26
65092	Deutsche Bank AG	HSI R Bear CBBC Jul 2011 C	0.300	26,450 per 20,000 units	25,950 per 20,000 units	2011/07/28	300,000,000	2010/10/26
65093	Deutsche Bank AG	HSI R Bear CBBC Jul 2011 D	0.390	27,050 per 15,000 units	26,550 per 15,000 units	2011/07/28	300,000,000	2010/10/26
65094	Deutsche Bank AG	HSI R Bear CBBC Sep 2011 A	0.250	27,250 per 40,000 units	26,750 per 40,000 units	2011/09/29	400,000,000	2010/10/26
65095	Deutsche Bank AG	HSI R Bear CBBC Sep 2011 B	0.280	28,250 per 40,000 units	27,750 per 40,000 units	2011/09/29	400,000,000	2010/10/26
65086	Goldman Sachs SP (Asia)	HSI R Bear CBBC Apr 2011 Y	0.250	24,000 per 8,000 units	23,500 per 8,000 units	2011/04/28	200,000,000	2010/10/26
65087	J P Morgan SP BV	HSI R Bear CBBC Feb 2011 N	0.250	24,000 per 8,000 units	23,500 per 8,000 units	2011/02/25	200,000,000	2010/10/26
65088	J P Morgan SP BV	HSI R Bear CBBC Feb 2011 O	0.250	24,100 per 15,000 units	23,600 per 15,000 units	2011/02/25	300,000,000	2010/10/26
65097	UBS AG	HSCEI R Bull CBBC Feb 2011 G	0.250	12,400 per 12,000 units	12,800 per 12,000 units	2011/02/25	100,000,000	2010/10/26
65098	UBS AG	HSCEI R Bear CBBC Mar 2011 F	0.250	15,700 per 12,000 units	15,300 per 12,000 units	2011/03/30	100,000,000	2010/10/26
65096	UBS AG	HSI R Bear CBBC Feb 2011 E	0.250	24,200 per 10,000 units	23,700 per 10,000 units	2011/02/25	200,000,000	2010/10/26
64732 <sup>+</sup>	Credit Suisse AG	HSI R Bull CBBC Mar 2011 D	0.075	22,500 per 15,000 units	23,000 per 15,000 units	2011/03/30	390,000,000	2010/10/26
64316 <sup>+</sup>	Credit Suisse AG	HSI R Bear CBBC Feb 2011 P	0.139	25,500 per 15,000 units	25,000 per 15,000 units	2011/02/25	390,000,000	2010/10/26
65109	Credit Suisse AG	HSI R Bull CBBC Mar 2011 R	0.250	22,900 per 13,000 units	23,400 per 13,000 units	2011/03/30	390,000,000	2010/10/27
65108	Credit Suisse AG	Hutchison R Bull CBBC Feb 2011 D	0.250	69 per 100 units	73 per 100 units	2011/02/21	100,000,000	2010/10/27
65114	Deutsche Bank AG	HSI R Bear CBBC Aug 2011 A	0.250	27,450 per 20,000 units	26,950 per 20,000 units	2011/08/30	300,000,000	2010/10/27
65101	RB of Scotland N.V.	DJIA R Bear CBBC Mar 2011 D	0.389	12,400 per 30,000 units	12,000 per 30,000 units	2011/03/18	80,000,000	2010/10/27
65102	RB of Scotland N.V.	DJIA R Bear CBBC Mar 2011 E	0.250	12,800 per 60,000 units	12,400 per 60,000 units	2011/03/18	60,000,000	2010/10/27
65105	RB of Scotland N.V.	DJIA R Bear CBBC Mar 2011 F	0.597	13,200 per 30,000 units	12,800 per 30,000 units	2011/03/18	60,000,000	2010/10/27
65106	RB of Scotland N.V.	DJIA R Bear CBBC Mar 2011 G	0.351	13,600 per 60,000 units	13,200 per 60,000 units	2011/03/18	60,000,000	2010/10/27
65099	SGA Societe Generale Acceptance NV	HSCEI R Bull CBBC Apr1A	0.250	12,000 per 12,000 units	12,500 per 12,000 units	2011/04/28	200,000,000	2010/10/27
65100	SGA Societe Generale Acceptance NV	HSCEI R Bull CBBC Apr1B	0.250	12,500 per 12,000 units	13,000 per 12,000 units	2011/04/28	200,000,000	2010/10/27
65103	SGA Societe Generale Acceptance NV	HSCEI R Bear CBBC Apr1C	0.250	14,500 per 12,000 units	14,000 per 12,000 units	2011/04/28	200,000,000	2010/10/27
65104	SGA Societe Generale Acceptance NV	HSCEI R Bear CBBC Apr1D	0.250	15,000 per 12,000 units	14,500 per 12,000 units	2011/04/28	200,000,000	2010/10/27
65112	UBS AG	China Life R Bull CBBC Feb 2011 J	0.250	33.880	34.880	2011/02/14	100,000,000	2010/10/27
65113	UBS AG	HSI R Bull CBBC Jan 2011 H	0.250	22,900 per 15,000 units	23,400 per 15,000 units	2011/01/28	200,000,000	2010/10/27
65110	UBS AG	Hutchison R Bull CBBC Feb 2011 E	0.250	71 per 100 units	75 per 100 units	2011/02/14	100,000,000	2010/10/27
65111	UBS AG	Hutchison R Bear CBBC Mar 2011 B	0.250	99 per 100 units	95 per 100 units	2011/03/14	100,000,000	2010/10/27
65125	BNP Paribas Arbit Issu B.V.	HSI R Bull CBBC Sep 2011 H	0.250	22,700 per 10,000 units	22,900 per 10,000 units	2011/09/29	100,000,000	2010/10/28
65123	BNP Paribas Arbit Issu B.V.	HSI R Bull CBBC Oct 2011 F	0.250	22,500 per 10,000 units	22,700 per 10,000 units	2011/10/28	100,000,000	2010/10/28
65124	BNP Paribas Arbit Issu B.V.	HSI R Bull CBBC Oct 2011 G	0.250	22,900 per 10,000 units	23,100 per 10,000 units	2011/10/28	100,000,000	2010/10/28
65128	BNP Paribas Arbit Issu B.V.	HSI R Bear CBBC Oct 2011 H	0.250	24,900 per 10,000 units	24,700 per 10,000 units	2011/10/28	100,000,000	2010/10/28
65117	Credit Suisse AG	TCH R Bull CBBC Feb 2011 G	0.250	173 per 100 units	180 per 100 units	2011/02/28	100,000,000	2010/10/28
65121	Credit Suisse AG	TCH R Bull CBBC Mar 2011 D	0.250	178 per 100 units	185 per 100 units	2011/03/21	100,000,000	2010/10/28
65122	Deutsche Bank AG	HSI R Bear CBBC Jan 2011 V	0.250	24,100 per 12,000 units	23,600 per 12,000 units	2011/01/28	300,000,000	2010/10/28
65129	KBC Fin Products Int'l Ltd.	HSI R Bull CBBC Feb 2011 A	0.250	23,100 per 8,000 units	23,600 per 8,000 units	2011/02/25	128,000,000	2010/10/28
65132	KBC Fin Products Int'l Ltd.	HSI R Bull CBBC Apr 2011 G	0.250	23,000 per 10,000 units	23,500 per 10,000 units	2011/04/28	128,000,000	2010/10/28
65126	UBS AG	China Tel R Bull CBBC Feb 2011 A	0.250	3.480	3.880	2011/02/21	100,000,000	2010/10/28
65130	UBS AG	China Tel R Bear CBBC Feb 2011 B	0.250	5.280	4.880	2011/02/21	100,000,000	2010/10/28
65115	UBS AG	HSI R Bull CBBC Jan 2011 V	0.250	23,000 per 12,000 units	23,500 per 12,000 units	2011/01/28	200,000,000	2010/10/28
65127	UBS AG	Jiangxi Copper R Bull CBBC Feb 2011 C	0.470	17.680	18.880	2011/02/21	100,000,000	2010/10/28

## Newly listed callable bull/bear contracts (continued)

Code	Issuer	Name of issue	Issue prices (HK\$)	Strike price (HKD) / Strike level per 10 units	Call price (HKD) / Call level per 10 units	Expiry date	No. of issue (units)	Listing date
65131	UBS AG	Jiangxi Copper R Bear CBBC Feb 2011 D	0.580	28.080	26.880	2011/02/21	100,000,000	2010/10/28
64312 <sup>†</sup>	Credit Suisse AG	HSI R Bear CBBC Feb 2011 N	0.075	24,700 per 13,000 units	24,200 per 13,000 units	2011/02/25	390,000,000	2010/10/28
65137	Credit Suisse AG	A50 China R Bull CBBC Mar 2011 B	0.250	13.400	13.800	2011/03/21	100,000,000	2010/10/29
65138	Credit Suisse AG	HKEx R Bear CBBC Feb 2011 J	0.250	189 per 100 units	183 per 100 units	2011/02/21	100,000,000	2010/10/29
65135	Credit Suisse AG	Hutchison R Bull CBBC Feb 2011 E	0.250	74 per 100 units	78 per 100 units	2011/02/21	100,000,000	2010/10/29
65139	Credit Suisse AG	Hutchison R Bear CBBC Feb 2011 F	0.250	102 per 100 units	98 per 100 units	2011/02/21	100,000,000	2010/10/29
65140	Credit Suisse AG	Hutchison R Bear CBBC Feb 2011 G	0.250	97 per 100 units	93 per 100 units	2011/02/28	100,000,000	2010/10/29
65134	Deutsche Bank AG	HSI R Bull CBBC Feb 2011 E	0.250	23,100 per 12,000 units	23,600 per 12,000 units	2011/02/25	300,000,000	2010/10/29
65145	Deutsche Bank AG	HSI R Bull CBBC May 2011 J	0.250	23,000 per 10,000 units	23,500 per 10,000 units	2011/05/30	300,000,000	2010/10/29
65133	SGA Societe Generale Acceptance N.V.	HSI R Bull CBBC Feb11L	0.250	23,100 per 12,000 units	23,600 per 12,000 units	2011/02/25	300,000,000	2010/10/29
65141	UBS AG	CC Bank R Bull CBBC Feb 2011 C	0.250	6.580	6.880	2011/02/14	100,000,000	2010/10/29
65144	UBS AG	Sinopec Corp R Bull CBBC Feb 2011 B	0.250	6.580	6.880	2011/02/14	100,000,000	2010/10/29
65158	BNP Paribas Arbit Issu B.V.	HSI R Bull CBBC Sep 2011 I	0.250	23,200 per 10,000 units	23,400 per 10,000 units	2011/09/29	100,000,000	2010/11/01
65157	BNP Paribas Arbit Issu B.V.	HSI R Bull CBBC Oct 2011 I	0.250	23,100 per 10,000 units	23,300 per 10,000 units	2011/10/28	100,000,000	2010/11/01
65162	BNP Paribas Arbit Issu B.V.	HSI R Bear CBBC Oct 2011 J	0.250	24,400 per 10,000 units	24,200 per 10,000 units	2011/10/28	100,000,000	2010/11/01
65156	Credit Suisse AG	A50 China R Bull CBBC Feb 2011 H	0.250	13.900	14.300	2011/02/28	100,000,000	2010/11/01
65153	Credit Suisse AG	HKEx R Bull CBBC Mar 2011 D	0.250	174 per 100 units	180 per 100 units	2011/03/21	100,000,000	2010/11/01
65160	Credit Suisse AG	HSI R Bull CBBC Mar 2011 S	0.250	23,200 per 13,000 units	23,700 per 13,000 units	2011/03/30	390,000,000	2010/11/01
65147	Credit Suisse AG	HSI R Bear CBBC Feb 2011 J	0.250	24,100 per 13,000 units	23,600 per 13,000 units	2011/02/25	390,000,000	2010/11/01
65150	Deutsche Bank AG	HSI R Bull CBBC Feb 2011 B	0.250	21,522 per 16,000 units	21,722 per 16,000 units	2011/02/25	300,000,000	2010/11/01
65151	Deutsche Bank AG	HSI R Bull CBBC Feb 2011 M	0.270	22,022 per 11,000 units	22,222 per 11,000 units	2011/02/25	300,000,000	2010/11/01
65155	Deutsche Bank AG	HSI R Bear CBBC Feb 2011 C	0.250	25,922 per 16,000 units	25,722 per 16,000 units	2011/02/25	300,000,000	2010/11/01
65149	Deutsche Bank AG	HSI R Bear CBBC Feb 2011 I	0.250	23,922 per 16,000 units	23,722 per 16,000 units	2011/02/25	300,000,000	2010/11/01
65154	Deutsche Bank AG	HSI R Bear CBBC Feb 2011 L	0.270	25,422 per 11,000 units	25,222 per 11,000 units	2011/02/25	300,000,000	2010/11/01
65171	J P Morgan SP BV	HSI R Bull CBBC Feb 2011 P	0.250	23,000 per 8,000 units	23,500 per 8,000 units	2011/02/25	200,000,000	2010/11/01
65172	J P Morgan SP BV	HSI R Bull CBBC Feb 2011 Q	0.250	23,100 per 12,000 units	23,600 per 12,000 units	2011/02/25	200,000,000	2010/11/01
65163	KBC Fin Products Int'l Ltd.	HSI R Bear CBBC Feb 2011 R	0.250	25,100 per 12,000 units	24,600 per 12,000 units	2011/02/25	128,000,000	2010/11/01
65152	SGA Societe Generale Acceptance N.V.	HSI R Bull CBBC Feb11O	0.250	23,200 per 10,000 units	23,700 per 10,000 units	2011/02/25	300,000,000	2010/11/01
65146	SGA Societe Generale Acceptance N.V.	HSI R Bull CBBC Feb11P	0.250	23,000 per 15,000 units	23,500 per 15,000 units	2011/02/25	300,000,000	2010/11/01
65164	UBS AG	ABC R Bull CBBC Feb 2011 A	0.250	3.280	3.580	2011/02/28	100,000,000	2010/11/01
65165	UBS AG	ABC R Bull CBBC Feb 2011 B	0.250	3.580	3.880	2011/02/21	100,000,000	2010/11/01
65169	UBS AG	ABC R Bear CBBC Feb 2011 C	0.250	4.680	4.380	2011/02/28	100,000,000	2010/11/01
65168	UBS AG	ABC R Bear CBBC Mar 2011 A	0.250	4.980	4.680	2011/03/07	100,000,000	2010/11/01
65166	UBS AG	BOC HK R Bull CBBC Feb 2011 A	0.250	22.880	23.880	2011/02/28	100,000,000	2010/11/01
65170	UBS AG	BOC HK R Bear CBBC Feb 2011 B	0.250	27.380	26.380	2011/02/28	100,000,000	2010/11/01
65159	UBS AG	HSI R Bull CBBC Feb 2011 S	0.250	23,200 per 15,000 units	23,700 per 15,000 units	2011/02/25	200,000,000	2010/11/01
65148	UBS AG	HSI R Bear CBBC Mar 2011 M	0.250	24,100 per 12,000 units	23,600 per 12,000 units	2011/03/30	200,000,000	2010/11/01
65175	Credit Suisse AG	HSI R Bull CBBC Apr 2011 L	0.250	23,100 per 15,000 units	23,600 per 15,000 units	2011/04/28	390,000,000	2010/11/02
65174	Credit Suisse AG	HSI R Bear CBBC Mar 2011 T	0.250	24,200 per 10,000 units	23,718 per 10,000 units	2011/03/30	300,000,000	2010/11/02
65179	Deutsche Bank AG	China Life R Bull CBBC May 2011 A	0.290	33.880	34.880	2011/05/23	100,000,000	2010/11/02
65183	Deutsche Bank AG	China Life R Bear CBBC May 2011 B	0.420	38.880	37.880	2011/05/23	100,000,000	2010/11/02
65180	Deutsche Bank AG	A50 China R Bull CBBC Apr 2011 A	0.250	12.680	13.180	2011/04/04	100,000,000	2010/11/02
65184	Deutsche Bank AG	A50 China R Bear CBBC Apr 2011 B	0.250	16.180	15.680	2011/04/04	100,000,000	2010/11/02

## Newly listed callable bull/bear contracts (continued)

Code	Issuer	Name of issue	Issue prices (HK\$)	Strike price (HKD) / Strike level per 10 units	Call price (HKD) / Call level per 10 units	Expiry date	No. of issue (units)	Listing date
65176	UBS AG	HKEx R Bull CBBC Mar 2011 E	0.250	172.88 per 100 units	178.88 per 100 units	2011/03/14	100,000,000	2010/11/02
65173	UBS AG	HSI R Bull CBBC Feb 2011 R	0.250	23,100 per 10,000 units	23,600 per 10,000 units	2011/02/25	200,000,000	2010/11/02
65177	UBS AG	HSI R Bear CBBC Feb 2011 P	0.250	24,200 per 10,000 units	23,700 per 10,000 units	2011/02/25	200,000,000	2010/11/02
65195	Credit Suisse AG	HSI R Bull CBBC Apr 2011 M	0.250	23,000 per 10,000 units	23,488 per 10,000 units	2011/04/28	300,000,000	2010/11/03
65214	Credit Suisse AG	HSI R Bear CBBC Mar 2011 U	0.250	23,700 per 15,000 units	23,200 per 15,000 units	2011/03/30	390,000,000	2010/11/03
65216	Credit Suisse AG	HSI R Bear CBBC Mar 2011 V	0.250	23,900 per 10,000 units	23,418 per 10,000 units	2011/03/30	300,000,000	2010/11/03
65215	Credit Suisse AG	TCH R Bear CBBC Feb 2011 H	0.250	196 per 100 units	188 per 100 units	2011/02/21	100,000,000	2010/11/03
65196	Deutsche Bank AG	HSI R Bull CBBC Mar 2011 W	0.250	22,900 per 12,000 units	23,400 per 12,000 units	2011/03/30	300,000,000	2010/11/03
65197	Deutsche Bank AG	HSI R Bull CBBC Mar 2011 X	0.250	23,022 per 11,000 units	23,222 per 11,000 units	2011/03/30	300,000,000	2010/11/03
65212	Deutsche Bank AG	HSI R Bear CBBC Feb 2011 J	0.250	23,800 per 10,000 units	23,300 per 10,000 units	2011/02/25	300,000,000	2010/11/03
65213	Deutsche Bank AG	HSI R Bear CBBC Feb 2011 Y	0.260	24,000 per 10,000 units	23,500 per 10,000 units	2011/02/25	300,000,000	2010/11/03
65223	Deutsche Bank AG	HSI R Bear CBBC Mar 2011 Y	0.250	23,700 per 12,000 units	23,200 per 12,000 units	2011/03/30	300,000,000	2010/11/03
65209	J P Morgan SP BV	HSI R Bear CBBC Feb 2011 R	0.250	23,800 per 12,000 units	23,300 per 12,000 units	2011/02/25	200,000,000	2010/11/03
65210	J P Morgan SP BV	HSI R Bear CBBC Feb 2011 S	0.250	24,000 per 8,000 units	23,500 per 8,000 units	2011/02/25	200,000,000	2010/11/03
65211	J P Morgan SP BV	HSI R Bear CBBC Feb 2011 T	0.250	24,100 per 15,000 units	23,600 per 15,000 units	2011/02/25	200,000,000	2010/11/03
65222	J P Morgan SP BV	HSI R Bear CBBC Feb 2011 U	0.250	23,700 per 15,000 units	23,200 per 15,000 units	2011/02/25	200,000,000	2010/11/03
65198	KBC Fin Products Int'l Ltd.	HSI R Bull CBBC Feb 2011 W	0.250	22,900 per 8,000 units	23,400 per 8,000 units	2011/02/25	128,000,000	2010/11/03
65199	KBC Fin Products Int'l Ltd.	HSI R Bull CBBC Mar 2011 P	0.250	22,700 per 10,000 units	23,200 per 10,000 units	2011/03/30	128,000,000	2010/11/03
65225	KBC Fin Products Int'l Ltd.	HSI R Bear CBBC Feb 2011 S	0.250	23,900 per 10,000 units	23,400 per 10,000 units	2011/02/25	128,000,000	2010/11/03
65226	KBC Fin Products Int'l Ltd.	HSI R Bear CBBC Mar 2011 Q	0.250	24,100 per 15,000 units	23,600 per 15,000 units	2011/03/30	158,000,000	2010/11/03
65224	RB of Scotland N.V.	HSCEI R Bull CBBC Mar 2011 A	0.250	12,000 per 10,000 units	12,500 per 10,000 units	2011/03/30	250,000,000	2010/11/03
65227	RB of Scotland N.V.	HSCEI R Bear CBBC Mar 2011 B	0.250	14,700 per 10,000 units	14,200 per 10,000 units	2011/03/30	250,000,000	2010/11/03
65228	RB of Scotland N.V.	HSCEI R Bear CBBC Mar 2011 C	0.250	15,100 per 10,000 units	14,600 per 10,000 units	2011/03/30	250,000,000	2010/11/03
65181	SGA Societe Generale Acceptance N.V.	ABC R Bull CBBC Apr11A	0.250	3.180	3.480	2011/04/27	100,000,000	2010/11/03
65182	SGA Societe Generale Acceptance N.V.	ABC R Bull CBBC Apr11B	0.250	3.580	3.880	2011/04/27	100,000,000	2010/11/03
65185	SGA Societe Generale Acceptance N.V.	CLife R Bull CBBC Apr11A	0.700	29.000	30.000	2011/04/27	100,000,000	2010/11/03
65186	SGA Societe Generale Acceptance N.V.	CLife R Bull CBBC Apr11B	0.600	30.000	31.000	2011/04/27	100,000,000	2010/11/03
65187	SGA Societe Generale Acceptance N.V.	CLife R Bull CBBC Apr11C	0.490	31.000	32.000	2011/04/27	100,000,000	2010/11/03
65188	SGA Societe Generale Acceptance N.V.	A50 R Bear CBBC Apr11A	0.250	16.400	16.000	2011/04/27	150,000,000	2010/11/03
65201	SGA Societe Generale Acceptance N.V.	HSI R Bull CBBC Feb11M	0.250	22,700 per 15,000 units	23,200 per 15,000 units	2011/02/25	300,000,000	2010/11/03
65189	SGA Societe Generale Acceptance N.V.	HSI R Bear CBBC Feb11N	0.250	24,200 per 15,000 units	23,700 per 15,000 units	2011/02/25	300,000,000	2010/11/03
65202	SGA Societe Generale Acceptance N.V.	HSI R Bear CBBC Mar11A	0.250	23,800 per 10,000 units	23,300 per 10,000 units	2011/03/30	300,000,000	2010/11/03
65203	SGA Societe Generale Acceptance N.V.	HSI R Bear CBBC Mar11B	0.250	23,900 per 15,000 units	23,400 per 15,000 units	2011/03/30	300,000,000	2010/11/03
65204	SGA Societe Generale Acceptance N.V.	HSI R Bear CBBC Mar11C	0.250	24,000 per 12,000 units	23,500 per 12,000 units	2011/03/30	300,000,000	2010/11/03
65208	SGA Societe Generale Acceptance N.V.	HSI R Bear CBBC Mar11D	0.250	24,100 per 10,000 units	23,600 per 10,000 units	2011/03/30	300,000,000	2010/11/03
65190	SGA Societe Generale Acceptance N.V.	HSI R Bear CBBC Apr11M	0.295	26,600 per 15,000 units	26,100 per 15,000 units	2011/04/28	300,000,000	2010/11/03
65191	SGA Societe Generale Acceptance N.V.	HSI R Bear CBBC Apr11N	0.380	26,700 per 12,000 units	26,200 per 12,000 units	2011/04/28	300,000,000	2010/11/03
65193	SGA Societe Generale Acceptance N.V.	HSI R Bear CBBC Apr11O	0.470	26,800 per 10,000 units	26,300 per 10,000 units	2011/04/28	300,000,000	2010/11/03
65217	UBS AG	BYD Company R Bull CBBC Mar 2011 A	0.250	40.88 per 100 units	45.88 per 100 units	2011/03/14	100,000,000	2010/11/03
65218	UBS AG	China Mobile R Bull CBBC Mar 2011 A	0.250	65.88 per 100 units	68.88 per 100 units	2011/03/14	100,000,000	2010/11/03
65219	UBS AG	China Mobile R Bull CBBC Mar 2011 B	0.250	69.88 per 100 units	72.88 per 100 units	2011/03/07	100,000,000	2010/11/03
65200	UBS AG	HSI R Bull CBBC Feb 2011 H	0.250	22,900 per 15,000 units	23,400 per 15,000 units	2011/02/25	200,000,000	2010/11/03
65221	UBS AG	HSI R Bear CBBC Mar 2011 E	0.250	24,000 per 15,000 units	23,500 per 15,000 units	2011/03/30	200,000,000	2010/11/03

## Newly listed callable bull/bear contracts (continued)

Code	Issuer	Name of issue	Issue prices (HK\$)	Strike price (HKD) / Strike level per 10 units	Call price (HKD) / Call level per 10 units	Expiry date	No. of issue (units)	Listing date
65220	UBS AG	HSI R Bear CBBC Mar 2011 F	0.250	23,700 per 15,000 units	23,200 per 15,000 units	2011/03/30	200,000,000	2010/11/03
65243	BNP Paribas Arbit Issu B.V.	HSI R Bear CBBC Oct 2011 K	0.250	23,900 per 10,000 units	23,700 per 10,000 units	2011/10/28	100,000,000	2010/11/04
65244	BNP Paribas Arbit Issu B.V.	HSI R Bear CBBC Nov 2011 C	0.250	23,800 per 10,000 units	23,600 per 10,000 units	2011/11/29	100,000,000	2010/11/04
65237	Credit Suisse AG	HSI R Bull CBBC Apr 2011 N	0.250	22,700 per 10,000 units	23,188 per 10,000 units	2011/04/28	300,000,000	2010/11/04
65234	Credit Suisse AG	HSI R Bear CBBC Mar 2011 W	0.250	23,800 per 13,000 units	23,300 per 13,000 units	2011/03/30	390,000,000	2010/11/04
65231	Credit Suisse AG	TCH R Bear CBBC Mar 2011 E	0.250	188 per 100 units	180 per 100 units	2011/03/21	100,000,000	2010/11/04
65241	Deutsche Bank AG	HSI R Bear CBBC Mar 2011 H	0.250	24,050 per 15,000 units	23,550 per 15,000 units	2011/03/30	300,000,000	2010/11/04
65240	Deutsche Bank AG	HSI R Bear CBBC Mar 2011 Z	0.260	23,900 per 12,000 units	23,400 per 12,000 units	2011/03/30	300,000,000	2010/11/04
65249	J P Morgan SP BV	HSI R Bull CBBC Feb 2011 V	0.250	22,700 per 15,000 units	23,200 per 15,000 units	2011/02/25	200,000,000	2010/11/04
65230	KBC Fin Products Int'l Ltd.	HSI R Bear CBBC Mar 2011 R	0.250	23,700 per 10,000 units	23,200 per 10,000 units	2011/03/30	128,000,000	2010/11/04
65248	UBS AG	A50 China R Bear CBBC Feb 2011 H	0.250	14.900	14.500	2011/02/28	100,000,000	2010/11/04
65247	UBS AG	HKEx R Bear CBBC Mar 2011 F	0.250	184.88 per 100 units	178.88 per 100 units	2011/03/07	100,000,000	2010/11/04
65246	UBS AG	HSI R Bull CBBC Feb 2011 C	0.250	22,700 per 12,000 units	23,200 per 12,000 units	2011/02/25	200,000,000	2010/11/04
65250	UBS AG	HSI R Bear CBBC Feb 2011 E	0.250	23,800 per 12,000 units	23,300 per 12,000 units	2011/02/25	200,000,000	2010/11/04
65251	BNP Paribas Arbit Issu B.V.	HSI R Bull CBBC Oct 2011 L	0.250	21,500 per 10,000 units	21,700 per 10,000 units	2011/10/28	100,000,000	2010/11/05
65253	BNP Paribas Arbit Issu B.V.	HSI R Bull CBBC Oct 2011 M	0.250	22,300 per 10,000 units	22,500 per 10,000 units	2011/10/28	100,000,000	2010/11/05
65255	BNP Paribas Arbit Issu B.V.	HSI R Bear CBBC Apr 2011 H	0.250	23,500 per 10,000 units	23,300 per 10,000 units	2011/04/28	100,000,000	2010/11/05
65276	Credit Suisse AG	A50 China R Bear CBBC Feb 2011 I	0.250	14.200	13.800	2011/02/28	100,000,000	2010/11/05
65277	Credit Suisse AG	A50 China R Bear CBBC Mar 2011 C	0.250	14.700	14.300	2011/03/21	100,000,000	2010/11/05
65275	Credit Suisse AG	HKEx R Bear CBBC Mar 2011 E	0.250	181 per 100 units	175 per 100 units	2011/03/21	100,000,000	2010/11/05
65274	Credit Suisse AG	HSBC R Bear CBBC Feb 2011 A	0.250	88 per 100 units	83 per 100 units	2011/02/21	100,000,000	2010/11/05
65260	Credit Suisse AG	HSI R Bull CBBC Apr 2011 O	0.250	22,600 per 13,000 units	23,100 per 13,000 units	2011/04/28	390,000,000	2010/11/05
65269	Credit Suisse AG	HSI R Bear CBBC Mar 2011 X	0.250	23,600 per 10,000 units	23,118 per 10,000 units	2011/03/30	300,000,000	2010/11/05
65273	Credit Suisse AG	HSI R Bear CBBC Mar 2011 Y	0.250	24,000 per 15,000 units	23,500 per 15,000 units	2011/03/30	390,000,000	2010/11/05
65261	Deutsche Bank AG	HSI R Bull CBBC Mar 2011 F	0.290	21,022 per 11,000 units	21,222 per 11,000 units	2011/03/30	300,000,000	2010/11/05
65265	Deutsche Bank AG	HSI R Bull CBBC Mar 2011 I	0.260	22,400 per 10,000 units	22,900 per 10,000 units	2011/03/30	300,000,000	2010/11/05
65262	Deutsche Bank AG	HSI R Bull CBBC Mar 2011 K	0.250	21,422 per 11,000 units	21,622 per 11,000 units	2011/03/30	300,000,000	2010/11/05
65266	Deutsche Bank AG	HSI R Bull CBBC Mar 2011 M	0.250	22,600 per 10,000 units	23,100 per 10,000 units	2011/03/30	300,000,000	2010/11/05
65283	Deutsche Bank AG	HSI R Bear CBBC Feb 2011 A	0.250	23,600 per 10,000 units	23,100 per 10,000 units	2011/02/25	300,000,000	2010/11/05
65263	Deutsche Bank AG	HSI R Bear CBBC Feb 2011 F	0.250	23,422 per 11,000 units	23,222 per 11,000 units	2011/02/25	300,000,000	2010/11/05
65264	Deutsche Bank AG	HSI R Bear CBBC Feb 2011 H	0.290	23,822 per 11,000 units	23,622 per 11,000 units	2011/02/25	300,000,000	2010/11/05
65258	Goldman Sachs SP (Asia)	HSI R Bear CBBC May 2011 A	0.250	24,100 per 14,000 units	23,600 per 14,000 units	2011/05/30	200,000,000	2010/11/05
65282	KBC Fin Products Int'l Ltd.	HSI R Bull CBBC Mar 2011 S	0.250	22,500 per 12,000 units	23,000 per 12,000 units	2011/03/30	128,000,000	2010/11/05
65286	KBC Fin Products Int'l Ltd.	HSI R Bear CBBC Mar 2011 T	0.250	23,800 per 8,000 units	23,300 per 8,000 units	2011/03/30	128,000,000	2010/11/05
65288	KBC Fin Products Int'l Ltd.	HSI R Bear CBBC Mar 2011 U	0.250	24,000 per 12,000 units	23,500 per 12,000 units	2011/03/30	128,000,000	2010/11/05
65281	RB of Scotland N.V.	A50 China R Bull CBBC Mar 2011 A	0.252	12.280	12.780	2011/03/07	80,000,000	2010/11/05
65285	RB of Scotland N.V.	A50 China R Bear CBBC Mar 2011 B	0.253	15.480	14.980	2011/03/07	80,000,000	2010/11/05
65268	SGA Societe Generale Acceptance N.V.	HSI R Bull CBBC Feb11L	0.250	22,500 per 12,000 units	23,000 per 12,000 units	2011/02/25	300,000,000	2010/11/05
65267	SGA Societe Generale Acceptance N.V.	HSI R Bull CBBC Mar11E	0.250	22,400 per 15,000 units	22,900 per 15,000 units	2011/03/30	300,000,000	2010/11/05
65271	SGA Societe Generale Acceptance N.V.	HSI R Bear CBBC Mar11F	0.250	23,600 per 15,000 units	23,100 per 15,000 units	2011/03/30	300,000,000	2010/11/05
65272	SGA Societe Generale Acceptance N.V.	HSI R Bear CBBC Mar11G	0.250	23,700 per 12,000 units	23,200 per 12,000 units	2011/03/30	300,000,000	2010/11/05
65280	UBS AG	China Life R Bear CBBC Mar 2011 E	0.295	36.880	35.880	2011/03/07	100,000,000	2010/11/05
65256	UBS AG	HSI R Bull CBBC Mar 2011 K	0.250	22,600 per 15,000 units	23,100 per 15,000 units	2011/03/30	200,000,000	2010/11/05

## Newly listed callable bull/bear contracts (continued)

Code	Issuer	Name of issue	Issue prices (HK\$)	Strike price (HKD) / Strike level per 10 units	Call price (HKD) / Call level per 10 units	Expiry date	No. of issue (units)	Listing date
65278	UBS AG	HSI R Bear CBBC Feb 2011 Y	0.250	23,600 per 10,000 units	23,100 per 10,000 units	2011/02/25	200,000,000	2010/11/05
65279	UBS AG	HSI R Bear CBBC Mar 2011 O	0.250	24,700 per 12,000 units	24,200 per 12,000 units	2011/03/30	200,000,000	2010/11/05
65341	Credit Suisse AG	A50 China R Bull CBBC Mar 2011 D	0.250	13.700	14.100	2011/03/21	100,000,000	2010/11/08
65340	Credit Suisse AG	HKEEx R Bull CBBC Feb 2011 K	0.250	164 per 100 units	170 per 100 units	2011/02/21	100,000,000	2010/11/08
65301	Credit Suisse AG	HSI R Bull CBBC Apr 2011 P	0.250	22,900 per 13,000 units	23,400 per 13,000 units	2011/04/28	390,000,000	2010/11/08
65303	Credit Suisse AG	HSI R Bull CBBC May 2011 A	0.250	22,500 per 15,000 units	23,000 per 15,000 units	2011/05/30	390,000,000	2010/11/08
65300	Credit Suisse AG	HSI R Bear CBBC Mar 2011 J	0.250	24,100 per 13,000 units	23,600 per 13,000 units	2011/03/30	390,000,000	2010/11/08
65289	Credit Suisse AG	HSI R Bear CBBC Mar 2011 Z	0.250	23,700 per 13,000 units	23,200 per 13,000 units	2011/03/30	390,000,000	2010/11/08
65344	Credit Suisse AG	TCH R Bull CBBC Mar 2011 F	0.250	172 per 100 units	180 per 100 units	2011/03/21	100,000,000	2010/11/08
65304	Deutsche Bank AG	HSI R Bull CBBC Mar 2011 J	0.320	21,722 per 11,000 units	21,922 per 11,000 units	2011/03/30	300,000,000	2010/11/08
65306	Deutsche Bank AG	HSI R Bull CBBC Apr 2011 M	0.310	22,422 per 11,000 units	22,622 per 11,000 units	2011/04/28	300,000,000	2010/11/08
65308	Deutsche Bank AG	HSI R Bull CBBC Apr 2011 N	0.280	22,722 per 11,000 units	22,922 per 11,000 units	2011/04/28	300,000,000	2010/11/08
65309	Deutsche Bank AG	HSI R Bear CBBC Apr 2011 O	0.250	24,122 per 11,000 units	23,922 per 11,000 units	2011/04/28	300,000,000	2010/11/08
65313	Deutsche Bank AG	HSI R Bear CBBC Apr 2011 P	0.320	24,822 per 11,000 units	24,622 per 11,000 units	2011/04/28	300,000,000	2010/11/08
65347	Goldman Sachs SP (Asia)	HSI R Bull CBBC May 2011 B	0.250	22,400 per 9,000 units	22,900 per 9,000 units	2011/05/30	200,000,000	2010/11/08
65352	Goldman Sachs SP (Asia)	HSI R Bull CBBC May 2011 C	0.250	22,700 per 10,000 units	23,200 per 10,000 units	2011/05/30	200,000,000	2010/11/08
65353	Goldman Sachs SP (Asia)	HSI R Bull CBBC May 2011 D	0.250	23,000 per 10,000 units	23,500 per 10,000 units	2011/05/30	200,000,000	2010/11/08
65314	J P Morgan SP BV	HSI R Bull CBBC Feb 2011 W	0.250	22,800 per 12,000 units	23,300 per 12,000 units	2011/02/25	200,000,000	2010/11/08
65323	J P Morgan SP BV	HSI R Bull CBBC Feb 2011 X	0.250	23,000 per 10,000 units	23,500 per 10,000 units	2011/02/25	200,000,000	2010/11/08
65345	RB of Scotland N.V.	HSCEI R Bull CBBC Mar 2011 D	0.250	12,300 per 10,000 units	12,800 per 10,000 units	2011/03/30	250,000,000	2010/11/08
65346	RB of Scotland N.V.	HSCEI R Bull CBBC Mar 2011 E	0.250	12,500 per 10,000 units	13,000 per 10,000 units	2011/03/30	250,000,000	2010/11/08
65351	RB of Scotland N.V.	HSCEI R Bear CBBC Mar 2011 F	0.250	14,900 per 10,000 units	14,400 per 10,000 units	2011/03/30	250,000,000	2010/11/08
65292	SGA Societe Generale Acceptance N.V.	HSI R Bull CBBC Feb11O	0.250	22,800 per 12,000 units	23,300 per 12,000 units	2011/02/25	300,000,000	2010/11/08
65291	SGA Societe Generale Acceptance N.V.	HSI R Bull CBBC Feb11P	0.250	22,600 per 10,000 units	23,100 per 10,000 units	2011/02/25	300,000,000	2010/11/08
65293	SGA Societe Generale Acceptance N.V.	HSI R Bull CBBC Mar11H	0.250	22,900 per 10,000 units	23,400 per 10,000 units	2011/03/30	300,000,000	2010/11/08
65299	SGA Societe Generale Acceptance N.V.	HSI R Bull CBBC Mar11I	0.250	23,000 per 15,000 units	23,500 per 15,000 units	2011/03/30	300,000,000	2010/11/08
65330	UBS AG	China Life R Bull CBBC Mar 2011 F	0.250	32.880	33.880	2011/03/14	100,000,000	2010/11/08
65332	UBS AG	HKEEx R Bull CBBC Mar 2011 G	0.250	162.88 per 100 units	168.88 per 100 units	2011/03/07	100,000,000	2010/11/08
65324	UBS AG	HSI R Bull CBBC Mar 2011 P	0.250	23,000 per 12,000 units	23,500 per 12,000 units	2011/03/30	200,000,000	2010/11/08
65290	UBS AG	HSI R Bear CBBC Feb 2011 S	0.250	23,900 per 10,000 units	23,400 per 10,000 units	2011/02/25	200,000,000	2010/11/08
65354	BNP Paribas Arbit Issu B.V.	HSI R Bull CBBC Nov 2011 D	0.250	22,200 per 10,000 units	22,400 per 10,000 units	2011/11/29	100,000,000	2010/11/09
65358	BNP Paribas Arbit Issu B.V.	HSI R Bull CBBC Nov 2011 E	0.250	22,400 per 10,000 units	22,600 per 10,000 units	2011/11/29	100,000,000	2010/11/09
65359	Credit Suisse AG	HSI R Bull CBBC Apr 2011 Q	0.250	22,400 per 10,000 units	22,888 per 10,000 units	2011/04/28	300,000,000	2010/11/09
65360	Credit Suisse AG	HSI R Bull CBBC Apr 2011 R	0.250	23,100 per 15,000 units	23,600 per 15,000 units	2011/04/28	390,000,000	2010/11/09
65361	Credit Suisse AG	HSI R Bull CBBC May 2011 B	0.250	22,800 per 15,000 units	23,300 per 15,000 units	2011/05/30	390,000,000	2010/11/09
65374	Credit Suisse AG	HSI R Bear CBBC Mar 2011 O	0.250	24,200 per 10,000 units	23,718 per 10,000 units	2011/03/30	300,000,000	2010/11/09
65365	Deutsche Bank AG	HSI R Bull CBBC Mar 2011 U	0.250	23,100 per 12,000 units	23,600 per 12,000 units	2011/03/30	300,000,000	2010/11/09
65367	Deutsche Bank AG	HSI R Bull CBBC Apr 2011 Q	0.300	22,500 per 12,000 units	23,000 per 12,000 units	2011/04/28	300,000,000	2010/11/09
65368	Deutsche Bank AG	HSI R Bull CBBC Apr 2011 R	0.290	22,800 per 10,000 units	23,300 per 10,000 units	2011/04/28	300,000,000	2010/11/09
65371	Deutsche Bank AG	HSI R Bear CBBC Feb 2011 V	0.250	24,500 per 12,000 units	24,000 per 12,000 units	2011/02/25	300,000,000	2010/11/09
65399	Deutsche Bank AG	HSI R Bear CBBC Apr 2011 S	0.250	24,200 per 10,000 units	23,700 per 10,000 units	2011/04/28	300,000,000	2010/11/09
65397	KBC Fin Products Int'l Ltd.	HSI R Bull CBBC Mar 2011 V	0.250	23,100 per 12,000 units	23,600 per 12,000 units	2011/03/30	128,000,000	2010/11/09
65390	UBS AG	CC Bank R Bull CBBC Mar 2011 A	0.250	7.080	7.380	2011/03/14	100,000,000	2010/11/09

## Newly listed callable bull/bear contracts (continued)

Code	Issuer	Name of issue	Issue prices (HK\$)	Strike price (HKD) / Strike level per 10 units	Call price (HKD) / Call level per 10 units	Expiry date	No. of issue (units)	Listing date
65395	UBS AG	CC Bank R Bear CBBC Mar 2011 B	0.250	8.680	8.380	2011/03/21	100,000,000	2010/11/09
65377	UBS AG	HSI R Bull CBBC Feb 2011 R	0.250	23,100 per 10,000 units	23,600 per 10,000 units	2011/02/25	200,000,000	2010/11/09
65389	UBS AG	HSI R Bull CBBC Mar 2011 D	0.250	22,800 per 10,000 units	23,300 per 10,000 units	2011/03/30	200,000,000	2010/11/09
65391	UBS AG	HSI R Bear CBBC Feb 2011 P	0.250	24,200 per 10,000 units	23,700 per 10,000 units	2011/02/25	200,000,000	2010/11/09
65157 <sup>†</sup>	BNP Paribas Arbit Issu B.V.	HSI R Bull CBBC Oct 2011 I	0.134	23,100 per 10,000 units	23,300 per 10,000 units	2011/10/28	100,000,000	2010/11/09
64396 <sup>†</sup>	UBS AG	China Mobile R Bull CBBC Feb 2011 A	0.091	72.88 per 100 units	76.88 per 100 units	2011/02/07	150,000,000	2010/11/09
64574 <sup>†</sup>	UBS AG	HSI R Bear CBBC Mar 2011 R	0.068	25,500 per 15,000 units	25,000 per 15,000 units	2011/03/30	200,000,000	2010/11/09
65480	BNP Paribas Arbit Issu B.V.	HSI R Bull CBBC Sep 2011 J	0.250	23,300 per 10,000 units	23,500 per 10,000 units	2011/09/29	100,000,000	2010/11/10
65481	BNP Paribas Arbit Issu B.V.	HSI R Bull CBBC Sep 2011 K	0.250	23,500 per 10,000 units	23,700 per 10,000 units	2011/09/29	100,000,000	2010/11/10
65482	BNP Paribas Arbit Issu B.V.	HSI R Bull CBBC Oct 2011 N	0.250	23,200 per 10,000 units	23,400 per 10,000 units	2011/10/28	100,000,000	2010/11/10
65483	BNP Paribas Arbit Issu B.V.	HSI R Bull CBBC Nov 2011 F	0.250	22,800 per 10,000 units	23,000 per 10,000 units	2011/11/29	100,000,000	2010/11/10
65484	BNP Paribas Arbit Issu B.V.	HSI R Bear CBBC Apr 2011 I	0.250	25,400 per 10,000 units	25,200 per 10,000 units	2011/04/28	100,000,000	2010/11/10
65485	BNP Paribas Arbit Issu B.V.	HSI R Bear CBBC Apr 2011 J	0.250	25,600 per 10,000 units	25,400 per 10,000 units	2011/04/28	100,000,000	2010/11/10
65486	BNP Paribas Arbit Issu B.V.	HSI R Bear CBBC Apr 2011 K	0.250	25,900 per 10,000 units	25,700 per 10,000 units	2011/04/28	100,000,000	2010/11/10
65453	Credit Suisse AG	HSI R Bull CBBC Apr 2011 S	0.250	23,600 per 10,000 units	24,088 per 10,000 units	2011/04/28	300,000,000	2010/11/10
65459	Credit Suisse AG	HSI R Bull CBBC May 2011 C	0.250	23,200 per 13,000 units	23,700 per 13,000 units	2011/05/30	390,000,000	2010/11/10
65407	Credit Suisse AG	HSI R Bear CBBC Feb 2011 J	0.250	24,300 per 15,000 units	23,800 per 15,000 units	2011/02/25	390,000,000	2010/11/10
65464	Credit Suisse AG	SHK Ppt R Bear CBBC Mar 2011 A	0.300	170 per 100 units	163 per 100 units	2011/03/21	100,000,000	2010/11/10
65431	Deutsche Bank AG	HSI R Bull CBBC Feb 2011 R	0.250	23,600 per 10,000 units	24,100 per 10,000 units	2011/02/25	300,000,000	2010/11/10
65432	Deutsche Bank AG	HSI R Bull CBBC Mar 2011 S	0.250	23,300 per 12,000 units	23,800 per 12,000 units	2011/03/30	300,000,000	2010/11/10
65433	Deutsche Bank AG	HSI R Bull CBBC Apr 2011 T	0.340	23,000 per 10,000 units	23,500 per 10,000 units	2011/04/28	300,000,000	2010/11/10
65434	Deutsche Bank AG	HSI R Bull CBBC Apr 2011 U	0.270	23,722 per 11,000 units	23,922 per 11,000 units	2011/04/28	300,000,000	2010/11/10
65490	Deutsche Bank AG	HSI R Bull CBBC Apr 2011 V	0.250	23,422 per 11,000 units	23,622 per 11,000 units	2011/04/28	300,000,000	2010/11/10
65421	Deutsche Bank AG	HSI R Bear CBBC Mar 2011 T	0.250	24,300 per 12,000 units	23,800 per 12,000 units	2011/03/30	300,000,000	2010/11/10
65491	Deutsche Bank AG	HSI R Bear CBBC Apr 2011 W	0.320	25,822 per 11,000 units	25,622 per 11,000 units	2011/04/28	300,000,000	2010/11/10
65492	Deutsche Bank AG	HSI R Bear CBBC May 2011 K	0.280	25,122 per 11,000 units	24,922 per 11,000 units	2011/05/30	300,000,000	2010/11/10
65468	KBC Fin Products Int'l Ltd.	HSI R Bull CBBC Feb 2011 C	0.250	23,300 per 10,000 units	23,800 per 10,000 units	2011/02/25	128,000,000	2010/11/10
65469	KBC Fin Products Int'l Ltd.	HSI R Bull CBBC Mar 2011 W	0.250	23,500 per 10,000 units	24,000 per 10,000 units	2011/03/30	128,000,000	2010/11/10
65471	KBC Fin Products Int'l Ltd.	HSI R Bull CBBC Apr 2011 H	0.250	22,800 per 15,000 units	23,300 per 15,000 units	2011/04/28	158,000,000	2010/11/10
65474	RB of Scotland N.V.	HSI R Bear CBBC Mar 2011 A	0.250	25,300 per 15,000 units	24,800 per 15,000 units	2011/03/30	250,000,000	2010/11/10
65478	RB of Scotland N.V.	HSI R Bear CBBC Mar 2011 B	0.250	25,700 per 13,000 units	25,200 per 13,000 units	2011/03/30	250,000,000	2010/11/10
65402	SGA Societe Generale Acceptance N.V.	A50 R Bull CBBC Apr11B	0.250	12.600	13.000	2011/04/27	150,000,000	2010/11/10
65403	SGA Societe Generale Acceptance N.V.	A50 R Bull CBBC Apr11C	0.250	13.100	13.500	2011/04/27	150,000,000	2010/11/10
65401	SGA Societe Generale Acceptance N.V.	HSI R Bull CBBC Mar11J	0.250	23,100 per 12,000 units	23,600 per 12,000 units	2011/03/30	300,000,000	2010/11/10
65422	SGA Societe Generale Acceptance N.V.	HSI R Bull CBBC Mar11K	0.250	23,200 per 10,000 units	23,700 per 10,000 units	2011/03/30	300,000,000	2010/11/10
65423	SGA Societe Generale Acceptance N.V.	HSI R Bull CBBC Mar11L	0.250	23,300 per 15,000 units	23,800 per 15,000 units	2011/03/30	300,000,000	2010/11/10
65424	SGA Societe Generale Acceptance N.V.	HSI R Bull CBBC Mar11M	0.250	23,400 per 12,000 units	23,900 per 12,000 units	2011/03/30	300,000,000	2010/11/10
65426	SGA Societe Generale Acceptance N.V.	HSI R Bull CBBC Mar11N	0.250	23,500 per 10,000 units	24,000 per 10,000 units	2011/03/30	300,000,000	2010/11/10
65427	SGA Societe Generale Acceptance N.V.	HSI R Bull CBBC Mar11O	0.250	23,600 per 15,000 units	24,100 per 15,000 units	2011/03/30	300,000,000	2010/11/10
65429	SGA Societe Generale Acceptance N.V.	HSI R Bear CBBC Apr11P	0.275	26,900 per 15,000 units	26,400 per 15,000 units	2011/04/28	300,000,000	2010/11/10
65430	SGA Societe Generale Acceptance N.V.	HSI R Bear CBBC Apr11Q	0.355	27,000 per 12,000 units	26,500 per 12,000 units	2011/04/28	300,000,000	2010/11/10
65466	UBS AG	Cheung Kong R Bear CBBC Mar 2011 B	0.250	141.88 per 100 units	133.88 per 100 units	2011/03/14	100,000,000	2010/11/10
65435	UBS AG	HSI R Bull CBBC Feb 2011 J	0.250	23,400 per 10,000 units	23,900 per 10,000 units	2011/02/25	200,000,000	2010/11/10

## Newly listed callable bull/bear contracts (continued)

Code	Issuer	Name of issue	Issue prices (HK\$)	Strike price (HKD) / Strike level per 10 units	Call price (HKD) / Call level per 10 units	Expiry date	No. of issue (units)	Listing date
65437	UBS AG	HSI R Bull CBBC Mar 2011 E	0.250	23,200 per 15,000 units	23,700 per 15,000 units	2011/03/30	200,000,000	2010/11/10
65436	UBS AG	HSI R Bull CBBC Mar 2011 F	0.250	23,600 per 12,000 units	24,100 per 12,000 units	2011/03/30	200,000,000	2010/11/10
65408	UBS AG	HSI R Bear CBBC Feb 2011 N	0.250	24,300 per 15,000 units	23,800 per 15,000 units	2011/02/25	200,000,000	2010/11/10
65452	UBS AG	HSI R Bear CBBC Mar 2011 C	0.250	26,800 per 12,000 units	26,300 per 12,000 units	2011/03/30	200,000,000	2010/11/10
65416	UBS AG	HSI R Bear CBBC Mar 2011 M	0.250	24,500 per 10,000 units	24,000 per 10,000 units	2011/03/30	200,000,000	2010/11/10
65438	UBS AG	HSI R Bear CBBC Apr 2011 T	0.250	27,100 per 12,000 units	26,600 per 12,000 units	2011/04/28	200,000,000	2010/11/10
65450	UBS AG	HSI R Bear CBBC Apr 2011 U	0.275	27,400 per 12,000 units	26,900 per 12,000 units	2011/04/28	200,000,000	2010/11/10
65451	UBS AG	HSI R Bear CBBC Apr 2011 V	0.300	27,700 per 12,000 units	27,200 per 12,000 units	2011/04/28	200,000,000	2010/11/10
65467	UBS AG	SHK Ppt R Bear CBBC Mar 2011 A	0.250	161.88 per 100 units	153.88 per 100 units	2011/03/07	100,000,000	2010/11/10
64919 <sup>†</sup>	Credit Suisse AG	HSI R Bear CBBC Mar 2011 M	0.094	26,100 per 15,000 units	25,600 per 15,000 units	2011/03/30	390,000,000	2010/11/10
65114 <sup>†</sup>	Deutsche Bank AG	HSI R Bear CBBC Aug 2011 A	0.150	27,450 per 20,000 units	26,950 per 20,000 units	2011/08/30	400,000,000	2010/11/10
64674 <sup>†</sup>	KBC Fin Products Int'l Ltd.	HSI R Bear CBBC Mar 2011 I	0.081	26,000 per 15,000 units	25,500 per 15,000 units	2011/03/30	130,000,000	2010/11/10
64242 <sup>†</sup>	UBS AG	HSBC R Bull CBBC Jan 2011 A	0.146	73.88 per 100 units	78.88 per 100 units	2011/01/24	100,000,000	2010/11/10
65200 <sup>†</sup>	UBS AG	HSI R Bull CBBC Feb 2011 H	0.136	22,900 per 15,000 units	23,400 per 15,000 units	2011/02/25	300,000,000	2010/11/10
65545	BNP Paribas Arbit Issu B.V.	HSI R Bull CBBC Nov 2011 G	0.250	23,400 per 10,000 units	23,600 per 10,000 units	2011/11/29	200,000,000	2010/11/11
65546	BNP Paribas Arbit Issu B.V.	HSI R Bull CBBC Nov 2011 H	0.250	23,600 per 10,000 units	23,800 per 10,000 units	2011/11/29	200,000,000	2010/11/11
65550	BNP Paribas Arbit Issu B.V.	HSI R Bull CBBC Nov 2011 I	0.250	23,700 per 10,000 units	23,900 per 10,000 units	2011/11/29	200,000,000	2010/11/11
65551	BNP Paribas Arbit Issu B.V.	HSI R Bull CBBC Nov 2011 J	0.250	23,800 per 10,000 units	24,000 per 10,000 units	2011/11/29	200,000,000	2010/11/11
65553	BNP Paribas Arbit Issu B.V.	HSI R Bull CBBC Dec 2011 A	0.250	23,000 per 10,000 units	23,200 per 10,000 units	2011/12/29	200,000,000	2010/11/11
65555	BNP Paribas Arbit Issu B.V.	HSI R Bear CBBC Apr 2011 L	0.250	25,100 per 10,000 units	24,900 per 10,000 units	2011/04/28	200,000,000	2010/11/11
65556	BNP Paribas Arbit Issu B.V.	HSI R Bear CBBC Apr 2011 M	0.250	25,300 per 10,000 units	25,100 per 10,000 units	2011/04/28	200,000,000	2010/11/11
65557	BNP Paribas Arbit Issu B.V.	HSI R Bear CBBC Apr 2011 N	0.250	25,500 per 10,000 units	25,300 per 10,000 units	2011/04/28	200,000,000	2010/11/11
65523	Credit Suisse AG	China Mobile R Bull CBBC Mar 2011 A	0.250	77 per 100 units	80 per 100 units	2011/03/21	100,000,000	2010/11/11
65513	Credit Suisse AG	CK(H) R Bear CBBC Mar 2011 B	0.250	150 per 100 units	143 per 100 units	2011/03/21	100,000,000	2010/11/11
65524	Credit Suisse AG	A50 China R Bear CBBC Apr 2011 A	0.285	17.200	16.800	2011/04/26	100,000,000	2010/11/11
65522	Credit Suisse AG	HKEx R Bull CBBC Mar 2011 F	0.250	174 per 100 units	180 per 100 units	2011/03/21	100,000,000	2010/11/11
65517	Credit Suisse AG	HSI R Bull CBBC Apr 2011 T	0.250	23,300 per 10,000 units	23,788 per 10,000 units	2011/04/28	300,000,000	2010/11/11
65520	Credit Suisse AG	HSI R Bull CBBC Apr 2011 U	0.250	24,000 per 15,000 units	24,500 per 15,000 units	2011/04/28	390,000,000	2010/11/11
65558	Credit Suisse AG	HSI R Bull CBBC Apr 2011 W	0.250	23,800 per 13,000 units	24,300 per 13,000 units	2011/04/28	390,000,000	2010/11/11
65521	Credit Suisse AG	HSI R Bull CBBC May 2011 D	0.250	23,500 per 13,000 units	24,000 per 13,000 units	2011/05/30	390,000,000	2010/11/11
65559	Credit Suisse AG	HSI R Bear CBBC Feb 2011 L	0.250	24,900 per 15,000 units	24,400 per 15,000 units	2011/02/25	390,000,000	2010/11/11
65496	Credit Suisse AG	HSI R Bear CBBC Feb 2011 Y	0.250	24,700 per 13,000 units	24,200 per 13,000 units	2011/02/25	390,000,000	2010/11/11
65526	Credit Suisse AG	HSI R Bear CBBC Mar 2011 Q	0.250	26,800 per 13,000 units	26,300 per 13,000 units	2011/03/30	390,000,000	2010/11/11
65527	Credit Suisse AG	HSI R Bear CBBC Mar 2011 R	0.250	27,900 per 15,000 units	27,400 per 15,000 units	2011/03/30	390,000,000	2010/11/11
65538	Credit Suisse AG	HSI R Bear CBBC Apr 2011 V	0.250	26,600 per 10,000 units	26,118 per 10,000 units	2011/04/28	300,000,000	2010/11/11
65530	Credit Suisse AG	HSI R Bear CBBC May 2011 E	0.260	26,900 per 10,000 units	26,418 per 10,000 units	2011/05/30	300,000,000	2010/11/11
65531	Credit Suisse AG	HSI R Bear CBBC May 2011 F	0.250	27,300 per 15,000 units	26,800 per 15,000 units	2011/05/30	390,000,000	2010/11/11
65532	Credit Suisse AG	HSI R Bear CBBC May 2011 G	0.300	28,800 per 15,000 units	28,300 per 15,000 units	2011/05/30	390,000,000	2010/11/11
65535	Credit Suisse AG	HSI R Bear CBBC Jun 2011 A	0.250	26,700 per 15,000 units	26,200 per 15,000 units	2011/06/29	390,000,000	2010/11/11
65536	Credit Suisse AG	HSI R Bear CBBC Jun 2011 B	0.250	27,100 per 13,000 units	26,600 per 13,000 units	2011/06/29	390,000,000	2010/11/11
65537	Credit Suisse AG	HSI R Bear CBBC Jun 2011 C	0.260	28,200 per 15,000 units	27,700 per 15,000 units	2011/06/29	390,000,000	2010/11/11
65529	Credit Suisse AG	HSI R Bear CBBC Jun 2011 D	0.360	29,700 per 15,000 units	29,200 per 15,000 units	2011/06/29	390,000,000	2010/11/11
65617	Deutsche Bank AG	HSI R Bull CBBC Feb 2011 E	0.250	24,000 per 10,000 units	24,500 per 10,000 units	2011/02/25	300,000,000	2010/11/11

## Newly listed callable bull/bear contracts (continued)

Code	Issuer	Name of issue	Issue prices (HK\$)	Strike price (HKD) / Strike level per 10 units	Call price (HKD) / Call level per 10 units	Expiry date	No. of issue (units)	Listing date
65614	Deutsche Bank AG	HSI R Bull CBBC Feb 2011 N	0.280	23,500 per 12,000 units	24,000 per 12,000 units	2011/02/25	300,000,000	2010/11/11
65511	Deutsche Bank AG	HSI R Bull CBBC Mar 2011 Y	0.250	23,900 per 12,000 units	24,400 per 12,000 units	2011/03/30	300,000,000	2010/11/11
65512	Deutsche Bank AG	HSI R Bull CBBC Apr 2011 Y	0.290	24,022 per 11,000 units	24,222 per 11,000 units	2011/04/28	300,000,000	2010/11/11
65498	Deutsche Bank AG	HSI R Bear CBBC Mar 2011 R	0.250	24,900 per 12,000 units	24,400 per 12,000 units	2011/03/30	300,000,000	2010/11/11
65499	Deutsche Bank AG	HSI R Bear CBBC Apr 2011 X	0.260	24,422 per 11,000 units	24,222 per 11,000 units	2011/04/28	300,000,000	2010/11/11
65618	Deutsche Bank AG	HSI R Bear CBBC May 2011 L	0.350	26,000 per 10,000 units	25,500 per 10,000 units	2011/05/30	300,000,000	2010/11/11
65619	Deutsche Bank AG	HSI R Bear CBBC May 2011 M	0.370	26,500 per 12,000 units	26,000 per 12,000 units	2011/05/30	300,000,000	2010/11/11
65620	Deutsche Bank AG	HSI R Bear CBBC Jun 2011 E	0.380	26,422 per 11,000 units	26,222 per 11,000 units	2011/06/29	300,000,000	2010/11/11
65621	Deutsche Bank AG	HSI R Bear CBBC Jun 2011 F	0.410	26,600 per 10,000 units	26,100 per 10,000 units	2011/06/29	300,000,000	2010/11/11
65622	Deutsche Bank AG	HSI R Bear CBBC Jun 2011 G	0.450	27,000 per 10,000 units	26,500 per 10,000 units	2011/06/29	300,000,000	2010/11/11
65623	Deutsche Bank AG	HSI R Bear CBBC Jul 2011 E	0.410	26,822 per 11,000 units	26,622 per 11,000 units	2011/07/28	300,000,000	2010/11/11
65624	Deutsche Bank AG	HSI R Bear CBBC Jul 2011 F	0.430	27,300 per 12,000 units	26,800 per 12,000 units	2011/07/28	300,000,000	2010/11/11
65625	Deutsche Bank AG	HSI R Bear CBBC Aug 2011 B	0.460	27,500 per 12,000 units	27,000 per 12,000 units	2011/08/30	300,000,000	2010/11/11
65626	Deutsche Bank AG	HSI R Bear CBBC Aug 2011 C	0.450	28,050 per 15,000 units	27,550 per 15,000 units	2011/08/30	300,000,000	2010/11/11
65628	Deutsche Bank AG	HSI R Bear CBBC Sep 2011 C	0.410	28,450 per 20,000 units	27,950 per 20,000 units	2011/09/29	300,000,000	2010/11/11
65630	Deutsche Bank AG	HSI R Bear CBBC Sep 2011 D	0.550	28,500 per 12,000 units	28,000 per 12,000 units	2011/09/29	300,000,000	2010/11/11
65631	Deutsche Bank AG	HSI R Bear CBBC Oct 2011 A	0.500	28,650 per 15,000 units	28,150 per 15,000 units	2011/10/28	300,000,000	2010/11/11
65632	Deutsche Bank AG	HSI R Bear CBBC Oct 2011 B	0.320	29,250 per 40,000 units	28,750 per 40,000 units	2011/10/28	300,000,000	2010/11/11
65502	HK Bank	HSI R Bull CBBC Jun 2011 F	0.250	22,800 per 12,000 units	23,300 per 12,000 units	2011/06/29	100,000,000	2010/11/11
65509	HK Bank	HSI R Bull CBBC Jun 2011 G	0.250	23,388 per 15,000 units	23,888 per 15,000 units	2011/06/29	100,000,000	2010/11/11
65510	HK Bank	HSI R Bull CBBC Jun 2011 H	0.250	23,700 per 10,000 units	24,200 per 10,000 units	2011/06/29	100,000,000	2010/11/11
65514	HK Bank	HSI R Bear CBBC Jun 2011 I	0.280	27,100 per 10,000 units	26,518 per 10,000 units	2011/06/29	100,000,000	2010/11/11
65515	HK Bank	HSI R Bear CBBC Jun 2011 J	0.250	27,400 per 12,000 units	26,800 per 12,000 units	2011/06/29	100,000,000	2010/11/11
65516	HK Bank	HSI R Bear CBBC Jun 2011 K	0.250	27,700 per 20,000 units	27,100 per 20,000 units	2011/06/29	100,000,000	2010/11/11
65501	J P Morgan SP BV	HSI R Bull CBBC Feb 2011 C	0.250	23,900 per 13,000 units	24,400 per 13,000 units	2011/02/25	200,000,000	2010/11/11
65500	J P Morgan SP BV	HSI R Bull CBBC Feb 2011 D	0.250	23,700 per 15,000 units	24,200 per 15,000 units	2011/02/25	200,000,000	2010/11/11
65495	J P Morgan SP BV	HSI R Bull CBBC Feb 2011 E	0.250	23,500 per 12,000 units	24,000 per 12,000 units	2011/02/25	200,000,000	2010/11/11
65560	J P Morgan SP BV	HSI R Bull CBBC Feb 2011 O	0.250	24,000 per 15,000 units	24,500 per 15,000 units	2011/02/25	200,000,000	2010/11/11
65493	J P Morgan SP BV	HSI R Bull CBBC Feb 2011 Y	0.250	22,500 per 10,000 units	23,000 per 10,000 units	2011/02/25	200,000,000	2010/11/11
65494	J P Morgan SP BV	HSI R Bull CBBC Feb 2011 Z	0.250	23,300 per 15,000 units	23,800 per 15,000 units	2011/02/25	200,000,000	2010/11/11
65561	J P Morgan SP BV	HSI R Bear CBBC Mar 2011 B	0.250	27,000 per 15,000 units	26,500 per 15,000 units	2011/03/30	200,000,000	2010/11/11
65564	J P Morgan SP BV	HSI R Bear CBBC Mar 2011 C	0.250	27,500 per 38,000 units	27,000 per 38,000 units	2011/03/30	200,000,000	2010/11/11
65580	KBC Fin Products Int'l Ltd.	HSI R Bull CBBC Mar 2011 X	0.250	23,900 per 12,000 units	24,400 per 12,000 units	2011/03/30	128,000,000	2010/11/11
65585	KBC Fin Products Int'l Ltd.	HSI R Bull CBBC Mar 2011 Y	0.250	24,000 per 8,000 units	24,500 per 8,000 units	2011/03/30	128,000,000	2010/11/11
65586	KBC Fin Products Int'l Ltd.	HSI R Bull CBBC Apr 2011 I	0.250	23,700 per 15,000 units	24,200 per 15,000 units	2011/04/28	158,000,000	2010/11/11
65589	KBC Fin Products Int'l Ltd.	HSI R Bear CBBC Mar 2011 C	0.280	27,300 per 10,000 units	26,800 per 10,000 units	2011/03/30	128,000,000	2010/11/11
65588	KBC Fin Products Int'l Ltd.	HSI R Bear CBBC Mar 2011 Z	0.250	27,000 per 12,000 units	26,500 per 12,000 units	2011/03/30	128,000,000	2010/11/11
65591	KBC Fin Products Int'l Ltd.	HSI R Bear CBBC Apr 2011 J	0.250	26,900 per 10,000 units	26,400 per 10,000 units	2011/04/28	128,000,000	2010/11/11
65592	KBC Fin Products Int'l Ltd.	HSI R Bear CBBC Apr 2011 K	0.330	27,100 per 8,000 units	26,600 per 8,000 units	2011/04/28	128,000,000	2010/11/11
65593	KBC Fin Products Int'l Ltd.	HSI R Bear CBBC May 2011 A	0.250	26,700 per 15,000 units	26,200 per 15,000 units	2011/05/30	158,000,000	2010/11/11
65596	KBC Fin Products Int'l Ltd.	HSI R Bear CBBC May 2011 B	0.250	27,500 per 20,000 units	27,000 per 20,000 units	2011/05/30	158,000,000	2010/11/11
65539	Macquarie Bank Ltd.	HSI R Bull CBBC Mar 2011 B	0.160	22,900 per 12,000 units	23,400 per 12,000 units	2011/03/30	200,000,000	2010/11/11
65540	Macquarie Bank Ltd.	HSI R Bear CBBC Mar 2011 C	0.150	26,100 per 15,000 units	25,600 per 15,000 units	2011/03/30	200,000,000	2010/11/11



## Newly listed callable bull/bear contracts (continued)

Code	Issuer	Name of issue	Issue prices (HK\$)	Strike price (HKD) / Strike level per 10 units	Call price (HKD) / Call level per 10 units	Expiry date	No. of issue (units)	Listing date
65567	CC Rabobank B.A.	HSI R Bull CBBC Apr 2011 K	0.250	22,750 per 11,000 units	23,200 per 11,000 units	2011/04/28	150,000,000	2010/11/11
65575	CC Rabobank B.A.	HSI R Bull CBBC Apr 2011 L	0.250	23,150 per 11,000 units	23,600 per 11,000 units	2011/04/28	150,000,000	2010/11/11
65576	CC Rabobank B.A.	HSI R Bull CBBC Apr 2011 M	0.250	23,550 per 11,000 units	24,000 per 11,000 units	2011/04/28	150,000,000	2010/11/11
65577	CC Rabobank B.A.	HSI R Bear CBBC Apr 2011 N	0.250	26,450 per 11,000 units	26,000 per 11,000 units	2011/04/28	150,000,000	2010/11/11
65579	CC Rabobank B.A.	HSI R Bear CBBC Apr 2011 O	0.250	26,050 per 11,000 units	25,600 per 11,000 units	2011/04/28	150,000,000	2010/11/11
65565	RB of Scotland N.V.	HSI R Bear CBBC Mar 2011 C	0.250	26,100 per 13,000 units	25,600 per 13,000 units	2011/03/30	250,000,000	2010/11/11
65597	UBS AG	HKEx R Bull CBBC Mar 2011 H	0.250	172.88 per 100 units	178.88 per 100 units	2011/03/14	100,000,000	2010/11/11
65598	UBS AG	HSBC R Bull CBBC Feb 2011 C	0.250	75 per 100 units	80 per 100 units	2011/02/28	100,000,000	2010/11/11
65600	UBS AG	HSCEI R Bull CBBC Feb 2011 H	0.250	13,100 per 12,000 units	13,500 per 12,000 units	2011/02/25	100,000,000	2010/11/11
65601	UBS AG	HSCEI R Bull CBBC Mar 2011 G	0.250	12,600 per 12,000 units	13,000 per 12,000 units	2011/03/30	100,000,000	2010/11/11
65602	UBS AG	HSI R Bull CBBC Feb 2011 E	0.250	24,000 per 10,000 units	24,500 per 10,000 units	2011/02/25	200,000,000	2010/11/11
65603	UBS AG	HSI R Bull CBBC Mar 2011 B	0.250	23,500 per 15,000 units	24,000 per 15,000 units	2011/03/30	200,000,000	2010/11/11
65604	UBS AG	HSI R Bull CBBC Mar 2011 Q	0.250	23,800 per 15,000 units	24,300 per 15,000 units	2011/03/30	200,000,000	2010/11/11
65605	UBS AG	HSI R Bull CBBC Apr 2011 W	0.250	23,300 per 12,000 units	23,800 per 12,000 units	2011/04/28	200,000,000	2010/11/11
65610	UBS AG	HSI R Bull CBBC May 2011 B	0.250	22,800 per 38,000 units	23,300 per 38,000 units	2011/05/30	300,000,000	2010/11/11
65497	UBS AG	HSI R Bear CBBC Feb 2011 L	0.250	24,800 per 10,000 units	24,300 per 10,000 units	2011/02/25	200,000,000	2010/11/11
65613	UBS AG	HSI R Bear CBBC May 2011 C	0.300	29,000 per 15,000 units	28,500 per 15,000 units	2011/05/30	200,000,000	2010/11/11
65667	BNP Paribas Arbit Issu B.V.	HSI R Bull CBBC Oct 2011 O	0.250	23,900 per 10,000 units	24,100 per 10,000 units	2011/10/28	200,000,000	2010/11/12
65668	BNP Paribas Arbit Issu B.V.	HSI R Bull CBBC Oct 2011 P	0.250	24,000 per 10,000 units	24,200 per 10,000 units	2011/10/28	200,000,000	2010/11/12
65669	BNP Paribas Arbit Issu B.V.	HSI R Bull CBBC Oct 2011 Q	0.250	24,200 per 10,000 units	24,400 per 10,000 units	2011/10/28	200,000,000	2010/11/12
65670	BNP Paribas Arbit Issu B.V.	HSI R Bear CBBC Apr 2011 O	0.250	25,700 per 10,000 units	25,500 per 10,000 units	2011/04/28	200,000,000	2010/11/12
65673	BNP Paribas Arbit Issu B.V.	HSI R Bear CBBC Apr 2011 P	0.250	25,800 per 10,000 units	25,600 per 10,000 units	2011/04/28	200,000,000	2010/11/12
65679	BNP Paribas Arbit Issu B.V.	HSI R Bear CBBC Apr 2011 Q	0.250	26,000 per 10,000 units	25,800 per 10,000 units	2011/04/28	200,000,000	2010/11/12
65680	BNP Paribas Arbit Issu B.V.	HSI R Bear CBBC Apr 2011 R	0.250	26,100 per 10,000 units	25,900 per 10,000 units	2011/04/28	200,000,000	2010/11/12
65681	BNP Paribas Arbit Issu B.V.	HSI R Bear CBBC Apr 2011 S	0.250	26,300 per 10,000 units	26,100 per 10,000 units	2011/04/28	200,000,000	2010/11/12
65682	BNP Paribas Arbit Issu B.V.	HSI R Bear CBBC Apr 2011 T	0.250	26,800 per 10,000 units	26,600 per 10,000 units	2011/04/28	200,000,000	2010/11/12
65687	BNP Paribas Arbit Issu B.V.	HSI R Bear CBBC Apr 2011 U	0.250	27,000 per 10,000 units	26,800 per 10,000 units	2011/04/28	200,000,000	2010/11/12
65760	Credit Suisse AG	A50 China R Bull CBBC Feb 2011 J	0.250	14.200	14.600	2011/02/28	100,000,000	2010/11/12
65759	Credit Suisse AG	HKEx R Bull CBBC Feb 2011 L	0.250	184 per 100 units	190 per 100 units	2011/02/28	100,000,000	2010/11/12
65757	Credit Suisse AG	HSBC R Bull CBBC Mar 2011 B	0.250	81 per 100 units	85 per 100 units	2011/03/21	100,000,000	2010/11/12
65761	Credit Suisse AG	HSBC R Bear CBBC Apr 2011 A	0.250	109 per 100 units	105 per 100 units	2011/04/26	100,000,000	2010/11/12
65762	Credit Suisse AG	HSI R Bull CBBC Apr 2011 X	0.250	24,300 per 15,000 units	24,800 per 15,000 units	2011/04/28	390,000,000	2010/11/12
65763	Credit Suisse AG	HSI R Bull CBBC May 2011 L	0.250	23,400 per 15,000 units	23,900 per 15,000 units	2011/05/30	390,000,000	2010/11/12
65764	Credit Suisse AG	HSI R Bull CBBC May 2011 M	0.250	23,900 per 10,000 units	24,388 per 10,000 units	2011/05/30	300,000,000	2010/11/12
65689	Credit Suisse AG	HSI R Bear CBBC Feb 2011 C	0.250	25,100 per 10,000 units	24,618 per 10,000 units	2011/02/25	300,000,000	2010/11/12
65691	Credit Suisse AG	HSI R Bear CBBC Feb 2011 Z	0.250	25,300 per 13,000 units	24,800 per 13,000 units	2011/02/25	390,000,000	2010/11/12
65692	Credit Suisse AG	HSI R Bear CBBC Mar 2011 F	0.275	27,200 per 10,000 units	26,718 per 10,000 units	2011/03/30	300,000,000	2010/11/12
65688	Credit Suisse AG	HSI R Bear CBBC May 2011 H	0.250	27,600 per 15,000 units	27,100 per 15,000 units	2011/05/30	390,000,000	2010/11/12
65695	Credit Suisse AG	HSI R Bear CBBC May 2011 I	0.340	27,800 per 10,000 units	27,318 per 10,000 units	2011/05/30	300,000,000	2010/11/12
65697	Credit Suisse AG	HSI R Bear CBBC May 2011 J	0.275	28,000 per 13,000 units	27,500 per 13,000 units	2011/05/30	390,000,000	2010/11/12
65699	Credit Suisse AG	HSI R Bear CBBC May 2011 K	0.315	29,100 per 15,000 units	28,600 per 15,000 units	2011/05/30	390,000,000	2010/11/12
65704	Credit Suisse AG	HSI R Bear CBBC Jun 2011 E	0.250	27,400 per 13,000 units	26,900 per 13,000 units	2011/06/29	390,000,000	2010/11/12
65705	Credit Suisse AG	HSI R Bear CBBC Jun 2011 F	0.255	27,700 per 13,000 units	27,200 per 13,000 units	2011/06/29	390,000,000	2010/11/12

## Newly listed callable bull/bear contracts (continued)

Code	Issuer	Name of issue	Issue prices (HK\$)	Strike price (HKD) / Strike level per 10 units	Call price (HKD) / Call level per 10 units	Expiry date	No. of issue (units)	Listing date
65758	Credit Suisse AG	Hutchison R Bull CBBC Mar 2011 A	0.250	74 per 100 units	78 per 100 units	2011/03/21	100,000,000	2010/11/12
65768	Deutsche Bank AG	HSI R Bull CBBC Feb 2011 K	0.250	24,422 per 11,000 units	24,622 per 11,000 units	2011/02/25	300,000,000	2010/11/12
65767	Deutsche Bank AG	HSI R Bull CBBC Feb 2011 T	0.250	24,300 per 12,000 units	24,800 per 12,000 units	2011/02/25	300,000,000	2010/11/12
65769	Deutsche Bank AG	HSI R Bull CBBC Aug 2011 D	0.250	22,250 per 40,000 units	22,750 per 40,000 units	2011/08/30	300,000,000	2010/11/12
65765	Deutsche Bank AG	HSI R Bear CBBC Feb 2011 I	0.250	24,922 per 16,000 units	24,722 per 16,000 units	2011/02/25	300,000,000	2010/11/12
65766	Deutsche Bank AG	HSI R Bear CBBC Feb 2011 Y	0.280	25,100 per 12,000 units	24,600 per 12,000 units	2011/02/25	300,000,000	2010/11/12
65770	Deutsche Bank AG	HSI R Bear CBBC Apr 2011 Z	0.370	25,950 per 8,000 units	25,450 per 8,000 units	2011/04/28	300,000,000	2010/11/12
65773	Deutsche Bank AG	HSI R Bear CBBC May 2011 N	0.300	26,100 per 12,000 units	25,600 per 12,000 units	2011/05/30	300,000,000	2010/11/12
65778	Deutsche Bank AG	HSI R Bear CBBC Jun 2011 H	0.250	26,122 per 11,000 units	25,922 per 11,000 units	2011/06/29	300,000,000	2010/11/12
65779	Deutsche Bank AG	HSI R Bear CBBC Jul 2011 G	0.360	26,350 per 8,000 units	25,850 per 8,000 units	2011/07/28	300,000,000	2010/11/12
65780	Deutsche Bank AG	HSI R Bear CBBC Jul 2011 H	0.290	26,700 per 12,000 units	26,200 per 12,000 units	2011/07/28	300,000,000	2010/11/12
65786	Deutsche Bank AG	HSI R Bear CBBC Jul 2011 I	0.370	27,422 per 11,000 units	27,222 per 11,000 units	2011/07/28	300,000,000	2010/11/12
65787	Deutsche Bank AG	HSI R Bear CBBC Aug 2011 E	0.460	26,950 per 8,000 units	26,450 per 8,000 units	2011/08/30	300,000,000	2010/11/12
65658	Goldman Sachs SP (Asia)	HSI R Bull CBBC May 2011 E	0.250	23,300 per 8,000 units	23,800 per 8,000 units	2011/05/30	200,000,000	2010/11/12
65659	Goldman Sachs SP (Asia)	HSI R Bull CBBC May 2011 F	0.250	23,600 per 14,000 units	24,100 per 14,000 units	2011/05/30	200,000,000	2010/11/12
65661	Goldman Sachs SP (Asia)	HSI R Bull CBBC May 2011 G	0.250	23,900 per 8,000 units	24,400 per 8,000 units	2011/05/30	200,000,000	2010/11/12
65666	Goldman Sachs SP (Asia)	HSI R Bear CBBC May 2011 H	0.250	26,400 per 14,000 units	25,900 per 14,000 units	2011/05/30	200,000,000	2010/11/12
65652	HK Bank	A50 R Bull CBBC Jun 2011 A	0.250	13.680	13.980	2011/06/15	100,000,000	2010/11/12
65655	HK Bank	A50 R Bull CBBC Jun 2011 B	0.250	13.380	13.680	2011/06/29	120,000,000	2010/11/12
65657	HK Bank	A50 R Bear CBBC Jun 2011 C	0.250	15.900	15.580	2011/06/15	100,000,000	2010/11/12
65810	HK Bank	HSI R Bull CBBC Jul 2011 A	0.250	24,000 per 12,000 units	24,600 per 12,000 units	2011/07/28	120,000,000	2010/11/12
65811	HK Bank	HSI R Bear CBBC Apr 2011 E	0.570	27,900 per 10,000 units	27,300 per 10,000 units	2011/04/28	120,000,000	2010/11/12
65816	J P Morgan SP BV	HSI R Bull CBBC Feb 2011 B	0.250	24,300 per 10,000 units	24,800 per 10,000 units	2011/02/25	200,000,000	2010/11/12
65815	J P Morgan SP BV	HSI R Bull CBBC Feb 2011 N	0.250	24,100 per 12,000 units	24,600 per 12,000 units	2011/02/25	200,000,000	2010/11/12
65833	KBC Fin Products Int'l Ltd.	HSI R Bull CBBC Apr 2011 M	0.250	24,300 per 10,000 units	24,800 per 10,000 units	2011/04/28	128,000,000	2010/11/12
65752	KBC Fin Products Int'l Ltd.	HSI R Bear CBBC Mar 2011 A	0.250	25,300 per 15,000 units	24,800 per 15,000 units	2011/03/30	158,000,000	2010/11/12
65812	KBC Fin Products Int'l Ltd.	HSI R Bear CBBC Mar 2011 K	0.250	27,700 per 12,000 units	27,200 per 12,000 units	2011/03/30	128,000,000	2010/11/12
65813	KBC Fin Products Int'l Ltd.	HSI R Bear CBBC Apr 2011 L	0.310	27,900 per 10,000 units	27,400 per 10,000 units	2011/04/28	128,000,000	2010/11/12
65814	KBC Fin Products Int'l Ltd.	HSI R Bear CBBC May 2011 C	0.250	28,000 per 15,000 units	27,500 per 15,000 units	2011/05/30	158,000,000	2010/11/12
65743	Merrill Lynch Int'l & Co. C.V.	HSI R Bull CBBC Mar 2011 A	0.150	21,800 per 22,000 units	22,300 per 22,000 units	2011/03/30	100,000,000	2010/11/12
65744	Merrill Lynch Int'l & Co. C.V.	HSI R Bull CBBC Mar 2011 B	0.225	22,200 per 15,000 units	22,700 per 15,000 units	2011/03/30	100,000,000	2010/11/12
65745	Merrill Lynch Int'l & Co. C.V.	HSI R Bull CBBC Mar 2011 C	0.150	22,900 per 12,000 units	23,400 per 12,000 units	2011/03/30	100,000,000	2010/11/12
65746	Merrill Lynch Int'l & Co. C.V.	HSI R Bull CBBC May 2011 A	0.250	23,400 per 12,000 units	23,900 per 12,000 units	2011/05/30	100,000,000	2010/11/12
65747	Merrill Lynch Int'l & Co. C.V.	HSI R Bear CBBC Mar 2011 D	0.190	27,000 per 15,000 units	26,500 per 15,000 units	2011/03/30	100,000,000	2010/11/12
65748	Merrill Lynch Int'l & Co. C.V.	HSI R Bear CBBC Apr 2011 C	0.150	26,100 per 14,000 units	25,600 per 14,000 units	2011/04/28	100,000,000	2010/11/12
65750	Merrill Lynch Int'l & Co. C.V.	HSI R Bear CBBC Apr 2011 D	0.225	27,500 per 15,000 units	27,000 per 15,000 units	2011/04/28	100,000,000	2010/11/12
65751	Merrill Lynch Int'l & Co. C.V.	HSI R Bear CBBC Jun 2011 A	0.150	26,550 per 15,000 units	26,050 per 15,000 units	2011/06/29	100,000,000	2010/11/12
65832	RB of Scotland N.V.	HSI R Bear CBBC Mar 2011 D	0.250	26,300 per 13,000 units	25,800 per 13,000 units	2011/03/30	250,000,000	2010/11/12
65713	SGA Societe Generale Acceptance N.V.	CMob R Bull CBBC May11A	0.250	71 per 100 units	74 per 100 units	2011/05/30	300,000,000	2010/11/12
65715	SGA Societe Generale Acceptance N.V.	CMob R Bull CBBC May11B	0.250	75 per 100 units	78 per 100 units	2011/05/30	300,000,000	2010/11/12
65716	SGA Societe Generale Acceptance N.V.	CMob R Bear CBBC May11C	0.250	89 per 100 units	86 per 100 units	2011/05/30	300,000,000	2010/11/12
65717	SGA Societe Generale Acceptance N.V.	CMob R Bear CBBC May11D	0.250	94 per 100 units	91 per 100 units	2011/05/30	300,000,000	2010/11/12
65706	SGA Societe Generale Acceptance N.V.	CK(H) R Bull CBBC May11A	0.250	108 per 100 units	114 per 100 units	2011/05/30	100,000,000	2010/11/12

## Newly listed callable bull/bear contracts (continued)

Code	Issuer	Name of issue	Issue prices (HK\$)	Strike price (HKD) / Strike level per 10 units	Call price (HKD) / Call level per 10 units	Expiry date	No. of issue (units)	Listing date
65707	SGA Societe Generale Acceptance N.V.	CK(H) R Bull CBBC May11B	0.250	115 per 100 units	121 per 100 units	2011/05/30	100,000,000	2010/11/12
65708	SGA Societe Generale Acceptance N.V.	CK(H) R Bear CBBC May11C	0.250	143 per 100 units	137 per 100 units	2011/05/30	100,000,000	2010/11/12
65709	SGA Societe Generale Acceptance N.V.	CK(H) R Bear CBBC May11D	0.250	151 per 100 units	145 per 100 units	2011/05/30	100,000,000	2010/11/12
65710	SGA Societe Generale Acceptance N.V.	CLife R Bull CBBC May11A	0.330	32.000	33.000	2011/05/30	100,000,000	2010/11/12
65711	SGA Societe Generale Acceptance N.V.	CLife R Bear CBBC May11B	0.400	39.000	38.000	2011/05/30	100,000,000	2010/11/12
65712	SGA Societe Generale Acceptance N.V.	CLife R Bear CBBC May11C	0.610	41.000	40.000	2011/05/30	100,000,000	2010/11/12
65719	SGA Societe Generale Acceptance N.V.	HKEx R Bull CBBC May11A	0.270	159 per 100 units	165 per 100 units	2011/05/30	150,000,000	2010/11/12
65723	SGA Societe Generale Acceptance N.V.	HKEx R Bull CBBC May11B	0.250	169 per 100 units	175 per 100 units	2011/05/30	150,000,000	2010/11/12
65724	SGA Societe Generale Acceptance N.V.	HKEx R Bear CBBC May11C	0.250	201 per 100 units	195 per 100 units	2011/05/30	150,000,000	2010/11/12
65728	SGA Societe Generale Acceptance N.V.	HKEx R Bear CBBC May11D	0.280	211 per 100 units	205 per 100 units	2011/05/30	150,000,000	2010/11/12
65729	SGA Societe Generale Acceptance N.V.	HSBC R Bull CBBC May11A	0.250	76 per 100 units	80 per 100 units	2011/05/30	300,000,000	2010/11/12
65730	SGA Societe Generale Acceptance N.V.	HSBC R Bear CBBC May11B	0.250	94 per 100 units	90 per 100 units	2011/05/30	300,000,000	2010/11/12
65731	SGA Societe Generale Acceptance N.V.	HSBC R Bear CBBC May11C	0.250	99 per 100 units	95 per 100 units	2011/05/30	300,000,000	2010/11/12
65634	SGA Societe Generale Acceptance N.V.	HSI R Bull CBBC Mar11P	0.250	23,700 per 12,000 units	24,200 per 12,000 units	2011/03/30	300,000,000	2010/11/12
65635	SGA Societe Generale Acceptance N.V.	HSI R Bull CBBC Mar11Q	0.250	23,800 per 10,000 units	24,300 per 10,000 units	2011/03/30	300,000,000	2010/11/12
65636	SGA Societe Generale Acceptance N.V.	HSI R Bull CBBC Mar11R	0.250	23,900 per 15,000 units	24,400 per 15,000 units	2011/03/30	300,000,000	2010/11/12
65638	SGA Societe Generale Acceptance N.V.	HSI R Bull CBBC Mar11S	0.250	24,000 per 12,000 units	24,500 per 12,000 units	2011/03/30	300,000,000	2010/11/12
65788	SGA Societe Generale Acceptance N.V.	HSI R Bull CBBC Mar11T	0.250	24,100 per 10,000 units	24,600 per 10,000 units	2011/03/30	300,000,000	2010/11/12
65789	SGA Societe Generale Acceptance N.V.	HSI R Bull CBBC Mar11U	0.250	24,200 per 15,000 units	24,700 per 15,000 units	2011/03/30	300,000,000	2010/11/12
65790	SGA Societe Generale Acceptance N.V.	HSI R Bull CBBC Mar11V	0.250	24,300 per 12,000 units	24,800 per 12,000 units	2011/03/30	300,000,000	2010/11/12
65794	SGA Societe Generale Acceptance N.V.	HSI R Bear CBBC Feb11S	0.250	25,400 per 15,000 units	24,900 per 15,000 units	2011/02/25	300,000,000	2010/11/12
65644	SGA Societe Generale Acceptance N.V.	HSI R Bear CBBC Apr11R	0.385	27,100 per 10,000 units	26,600 per 10,000 units	2011/04/28	300,000,000	2010/11/12
65645	SGA Societe Generale Acceptance N.V.	HSI R Bear CBBC Apr11S	0.265	27,200 per 15,000 units	26,700 per 15,000 units	2011/04/28	300,000,000	2010/11/12
65646	SGA Societe Generale Acceptance N.V.	HSI R Bear CBBC Apr11T	0.345	27,300 per 12,000 units	26,800 per 12,000 units	2011/04/28	300,000,000	2010/11/12
65647	SGA Societe Generale Acceptance N.V.	HSI R Bear CBBC Apr11U	0.425	27,400 per 10,000 units	26,900 per 10,000 units	2011/04/28	300,000,000	2010/11/12
65648	SGA Societe Generale Acceptance N.V.	HSI R Bear CBBC Apr11V	0.290	27,500 per 15,000 units	27,000 per 15,000 units	2011/04/28	300,000,000	2010/11/12
65795	SGA Societe Generale Acceptance N.V.	HSI R Bear CBBC May11A	0.370	27,600 per 12,000 units	27,100 per 12,000 units	2011/05/30	300,000,000	2010/11/12
65796	SGA Societe Generale Acceptance N.V.	HSI R Bear CBBC May11B	0.455	27,700 per 10,000 units	27,200 per 10,000 units	2011/05/30	300,000,000	2010/11/12
65797	SGA Societe Generale Acceptance N.V.	HSI R Bear CBBC May11C	0.315	27,800 per 15,000 units	27,300 per 15,000 units	2011/05/30	300,000,000	2010/11/12
65798	SGA Societe Generale Acceptance N.V.	HSI R Bear CBBC May11D	0.405	27,900 per 12,000 units	27,400 per 12,000 units	2011/05/30	300,000,000	2010/11/12
65799	SGA Societe Generale Acceptance N.V.	HSI R Bear CBBC May11E	0.495	28,000 per 10,000 units	27,500 per 10,000 units	2011/05/30	300,000,000	2010/11/12
65800	SGA Societe Generale Acceptance N.V.	HSI R Bear CBBC May11F	0.340	28,100 per 15,000 units	27,600 per 15,000 units	2011/05/30	300,000,000	2010/11/12
65802	SGA Societe Generale Acceptance N.V.	HSI R Bear CBBC May11G	0.435	28,200 per 12,000 units	27,700 per 12,000 units	2011/05/30	300,000,000	2010/11/12
65803	SGA Societe Generale Acceptance N.V.	HSI R Bear CBBC May11H	0.540	28,300 per 10,000 units	27,800 per 10,000 units	2011/05/30	300,000,000	2010/11/12
65804	SGA Societe Generale Acceptance N.V.	HSI R Bear CBBC May11I	0.365	28,400 per 15,000 units	27,900 per 15,000 units	2011/05/30	300,000,000	2010/11/12
65805	SGA Societe Generale Acceptance N.V.	HSI R Bear CBBC May11J	0.465	28,500 per 12,000 units	28,000 per 12,000 units	2011/05/30	300,000,000	2010/11/12
65732	SGA Societe Generale Acceptance N.V.	HWL R Bull CBBC May11A	0.250	66 per 100 units	70 per 100 units	2011/05/30	150,000,000	2010/11/12
65733	SGA Societe Generale Acceptance N.V.	HWL R Bull CBBC May11B	0.250	71 per 100 units	75 per 100 units	2011/05/30	150,000,000	2010/11/12
65734	SGA Societe Generale Acceptance N.V.	HWL R Bear CBBC May11C	0.250	89 per 100 units	85 per 100 units	2011/05/30	150,000,000	2010/11/12
65735	SGA Societe Generale Acceptance N.V.	HWL R Bear CBBC May11D	0.250	94 per 100 units	90 per 100 units	2011/05/30	150,000,000	2010/11/12
65736	SGA Societe Generale Acceptance N.V.	SHK P R Bull CBBC May11A	0.260	120 per 100 units	127 per 100 units	2011/05/30	100,000,000	2010/11/12
65737	SGA Societe Generale Acceptance N.V.	SHK P R Bull CBBC May11B	0.250	128 per 100 units	135 per 100 units	2011/05/30	100,000,000	2010/11/12
65738	SGA Societe Generale Acceptance N.V.	SHK P R Bear CBBC May11C	0.250	160 per 100 units	153 per 100 units	2011/05/30	100,000,000	2010/11/12

## Newly listed callable bull/bear contracts (continued)

Code	Issuer	Name of issue	Issue prices (HK\$)	Strike price (HKD) / Strike level per 10 units	Call price (HKD) / Call level per 10 units	Expiry date	No. of issue (units)	Listing date
65739	SGA Societe Generale Acceptance N.V.	SHK P R Bear CBBC May11D	0.250	168 per 100 units	161 per 100 units	2011/05/30	100,000,000	2010/11/12
65740	SGA Societe Generale Acceptance N.V.	TCH R Bull CBBC May11A	0.250	161 per 100 units	170 per 100 units	2011/05/30	100,000,000	2010/11/12
65741	SGA Societe Generale Acceptance N.V.	TCH R Bear CBBC May11B	0.250	199 per 100 units	190 per 100 units	2011/05/30	100,000,000	2010/11/12
65742	SGA Societe Generale Acceptance N.V.	TCH R Bear CBBC May11C	0.280	209 per 100 units	200 per 100 units	2011/05/30	100,000,000	2010/11/12
65822	UBS AG	A50 China R Bull CBBC Mar 2011 D	0.250	13.600	14.000	2011/03/07	100,000,000	2010/11/12
65830	UBS AG	HKEx R Bear CBBC Mar 2011 I	0.340	224.88 per 100 units	218.88 per 100 units	2011/03/28	100,000,000	2010/11/12
65820	UBS AG	HSBC R Bull CBBC Feb 2011 D	0.250	80 per 100 units	85 per 100 units	2011/02/14	100,000,000	2010/11/12
65821	UBS AG	HSBC R Bear CBBC Feb 2011 E	0.250	100 per 100 units	95 per 100 units	2011/02/14	100,000,000	2010/11/12
65818	UBS AG	HSI R Bull CBBC Feb 2011 K	0.250	24,300 per 10,000 units	24,800 per 10,000 units	2011/02/25	200,000,000	2010/11/12
65817	UBS AG	HSI R Bull CBBC Feb 2011 M	0.250	23,700 per 10,000 units	24,200 per 10,000 units	2011/02/25	200,000,000	2010/11/12
65819	UBS AG	HSI R Bull CBBC Mar 2011 T	0.250	23,900 per 12,000 units	24,400 per 12,000 units	2011/03/30	200,000,000	2010/11/12
65755	UBS AG	HSI R Bear CBBC Feb 2011 O	0.250	25,300 per 12,000 units	24,800 per 12,000 units	2011/02/25	200,000,000	2010/11/12
65753	UBS AG	HSI R Bear CBBC Feb 2011 Y	0.250	25,100 per 10,000 units	24,600 per 10,000 units	2011/02/25	200,000,000	2010/11/12
65823	UBS AG	HSI R Bear CBBC Mar 2011 O	0.250	26,600 per 10,000 units	26,100 per 10,000 units	2011/03/30	200,000,000	2010/11/12
65825	UBS AG	HSI R Bear CBBC Apr 2011 X	0.250	26,900 per 10,000 units	26,400 per 10,000 units	2011/04/28	200,000,000	2010/11/12
65826	UBS AG	HSI R Bear CBBC Apr 2011 Y	0.250	27,300 per 15,000 units	26,800 per 15,000 units	2011/04/28	200,000,000	2010/11/12
65827	UBS AG	HSI R Bear CBBC Apr 2011 Z	0.390	29,500 per 12,000 units	29,000 per 12,000 units	2011/04/28	200,000,000	2010/11/12
65828	UBS AG	HSI R Bear CBBC May 2011 D	0.345	30,000 per 15,000 units	29,500 per 15,000 units	2011/05/30	200,000,000	2010/11/12
65829	UBS AG	HSI R Bear CBBC May 2011 E	0.380	30,500 per 15,000 units	30,000 per 15,000 units	2011/05/30	200,000,000	2010/11/12
65195 *	Credit Suisse AG	HSI R Bull CBBC Apr 2011 M	0.186	23,000 per 10,000 units	23,488 per 10,000 units	2011/04/28	300,000,000	2010/11/12
65857	Credit Suisse AG	HSI R Bull CBBC May 2011 N	0.250	23,700 per 15,000 units	24,200 per 15,000 units	2011/05/30	390,000,000	2010/11/15
65858	Credit Suisse AG	HSI R Bull CBBC May 2011 O	0.250	24,200 per 10,000 units	24,688 per 10,000 units	2011/05/30	300,000,000	2010/11/15
65868	Credit Suisse AG	HSI R Bull CBBC May 2011 P	0.250	24,400 per 13,000 units	24,900 per 13,000 units	2011/05/30	390,000,000	2010/11/15
65856	Credit Suisse AG	HSI R Bear CBBC Feb 2011 N	0.250	25,400 per 10,000 units	24,918 per 10,000 units	2011/02/25	300,000,000	2010/11/15
65855	Credit Suisse AG	TCH R Bear CBBC Mar 2011 G	0.250	196 per 100 units	188 per 100 units	2011/03/21	100,000,000	2010/11/15
65881	Deutsche Bank AG	HSI R Bull CBBC Mar 2011 E	0.250	24,400 per 10,000 units	24,900 per 10,000 units	2011/03/30	300,000,000	2010/11/15
65860	Deutsche Bank AG	HSI R Bull CBBC Mar 2011 N	0.250	24,200 per 10,000 units	24,700 per 10,000 units	2011/03/30	300,000,000	2010/11/15
65859	Deutsche Bank AG	HSI R Bull CBBC Mar 2011 V	0.250	24,100 per 12,000 units	24,600 per 12,000 units	2011/03/30	300,000,000	2010/11/15
65861	Deutsche Bank AG	HSI R Bear CBBC Jun 2011 I	0.370	26,900 per 12,000 units	26,400 per 12,000 units	2011/06/29	300,000,000	2010/11/15
65863	Deutsche Bank AG	HSI R Bear CBBC Aug 2011 F	0.390	27,100 per 12,000 units	26,600 per 12,000 units	2011/08/30	300,000,000	2010/11/15
65865	Deutsche Bank AG	HSI R Bear CBBC Aug 2011 G	0.440	27,200 per 10,000 units	26,700 per 10,000 units	2011/08/30	300,000,000	2010/11/15
65849	HK Bank	China Life R Bull CBBC Jun 2011 A	0.310	32.380	33.380	2011/06/08	100,000,000	2010/11/15
65850	HK Bank	Sinopec Corp R Bull CBBC Jun 2011 B	0.250	6.600	6.980	2011/06/28	200,000,000	2010/11/15
65851	HK Bank	Sinopec Corp R Bull CBBC Jun 2011 C	0.250	7.000	7.380	2011/06/28	200,000,000	2010/11/15
65852	HK Bank	Sinopec Corp R Bear CBBC May 2011 B	0.250	9.300	8.880	2011/05/18	100,000,000	2010/11/15
65853	HK Bank	China Shenhua R Bull CBBC May 2011 C	0.250	32 per 100 units	33.88 per 100 units	2011/05/27	100,000,000	2010/11/15
65854	HK Bank	China Shenhua R Bear CBBC Apr 2011 B	0.250	47.28 per 100 units	45.28 per 100 units	2011/04/18	100,000,000	2010/11/15
65869	KBC Fin Products Int'l Ltd.	HSI R Bull CBBC Mar 2011 J	0.250	23,400 per 12,000 units	23,900 per 12,000 units	2011/03/30	128,000,000	2010/11/15
65870	KBC Fin Products Int'l Ltd.	HSI R Bull CBBC Apr 2011 N	0.250	23,600 per 8,000 units	24,100 per 8,000 units	2011/04/28	128,000,000	2010/11/15
65873	KBC Fin Products Int'l Ltd.	HSI R Bull CBBC Apr 2011 O	0.250	24,100 per 12,000 units	24,600 per 12,000 units	2011/04/28	128,000,000	2010/11/15
65878	KBC Fin Products Int'l Ltd.	HSI R Bear CBBC Mar 2011 B	0.500	28,900 per 8,000 units	28,400 per 8,000 units	2011/03/30	128,000,000	2010/11/15
65877	KBC Fin Products Int'l Ltd.	HSI R Bear CBBC Mar 2011 D	0.270	28,100 per 12,000 units	27,600 per 12,000 units	2011/03/30	128,000,000	2010/11/15
65876	KBC Fin Products Int'l Ltd.	HSI R Bear CBBC Mar 2011 Q	0.360	27,800 per 8,000 units	27,300 per 8,000 units	2011/03/30	128,000,000	2010/11/15

## Newly listed callable bull/bear contracts (continued)

Code	Issuer	Name of issue	Issue prices (HK\$)	Strike price (HKD) / Strike level per 10 units	Call price (HKD) / Call level per 10 units	Expiry date	No. of issue (units)	Listing date
65879	KBC Fin Products Int'l Ltd.	HSI R Bear CBBC Apr 2011 P	0.340	28,300 per 10,000 units	27,800 per 10,000 units	2011/04/28	128,000,000	2010/11/15
65880	KBC Fin Products Int'l Ltd.	HSI R Bear CBBC Apr 2011 Q	0.320	28,700 per 12,000 units	28,200 per 12,000 units	2011/04/28	128,000,000	2010/11/15
65874	KBC Fin Products Int'l Ltd.	HSI R Bear CBBC May 2011 D	0.370	28,500 per 10,000 units	28,000 per 10,000 units	2011/05/30	128,000,000	2010/11/15
65875	KBC Fin Products Int'l Ltd.	HSI R Bear CBBC May 2011 E	0.250	29,000 per 20,000 units	28,500 per 20,000 units	2011/05/30	158,000,000	2010/11/15
65834	SGA Societe Generale Acceptance N.V.	HSI R Bear CBBC May11K	0.570	28,600 per 10,000 units	28,100 per 10,000 units	2011/05/30	300,000,000	2010/11/15
65835	SGA Societe Generale Acceptance N.V.	HSI R Bear CBBC May11L	0.390	28,700 per 15,000 units	28,200 per 15,000 units	2011/05/30	300,000,000	2010/11/15
65836	SGA Societe Generale Acceptance N.V.	HSI R Bear CBBC May11M	0.495	28,800 per 12,000 units	28,300 per 12,000 units	2011/05/30	300,000,000	2010/11/15
65839	SGA Societe Generale Acceptance N.V.	HSI R Bear CBBC May11N	0.610	28,900 per 10,000 units	28,400 per 10,000 units	2011/05/30	300,000,000	2010/11/15
65840	SGA Societe Generale Acceptance N.V.	HSI R Bear CBBC May11O	0.410	29,000 per 15,000 units	28,500 per 15,000 units	2011/05/30	300,000,000	2010/11/15
65841	SGA Societe Generale Acceptance N.V.	HSI R Bear CBBC May11P	0.520	29,100 per 12,000 units	28,600 per 12,000 units	2011/05/30	300,000,000	2010/11/15
65842	SGA Societe Generale Acceptance N.V.	HSI R Bear CBBC May11Q	0.640	29,200 per 10,000 units	28,700 per 10,000 units	2011/05/30	300,000,000	2010/11/15
65843	SGA Societe Generale Acceptance N.V.	HSI R Bear CBBC May11R	0.435	29,300 per 15,000 units	28,800 per 15,000 units	2011/05/30	300,000,000	2010/11/15
65845	SGA Societe Generale Acceptance N.V.	HSI R Bear CBBC May11S	0.550	29,400 per 12,000 units	28,900 per 12,000 units	2011/05/30	300,000,000	2010/11/15
65848	SGA Societe Generale Acceptance N.V.	HSI R Bear CBBC May11T	0.670	29,500 per 10,000 units	29,000 per 10,000 units	2011/05/30	300,000,000	2010/11/15
65886	UBS AG	HkEx R Bull CBBC Mar 2011 J	0.250	182.88 per 100 units	188.88 per 100 units	2011/03/21	100,000,000	2010/11/15
65882	UBS AG	HSI R Bull CBBC Apr 2011 A	0.250	24,200 per 12,000 units	24,700 per 12,000 units	2011/04/28	200,000,000	2010/11/15
65883	UBS AG	HSI R Bull CBBC Apr 2011 F	0.250	24,400 per 15,000 units	24,900 per 15,000 units	2011/04/28	200,000,000	2010/11/15
65866	UBS AG	HSI R Bear CBBC Feb 2011 S	0.250	25,400 per 10,000 units	24,900 per 10,000 units	2011/02/25	200,000,000	2010/11/15
65884	UBS AG	Hutchison R Bull CBBC Mar 2011 C	0.250	76 per 100 units	80 per 100 units	2011/03/07	100,000,000	2010/11/15
65390*	UBS AG	CC Bank R Bull CBBC Mar 2011 A	0.093	7.080	7.380	2011/03/14	150,000,000	2010/11/15
65887	Credit Suisse AG	HSI R Bull CBBC Jun 2011 G	0.250	24,100 per 13,000 units	24,600 per 13,000 units	2011/06/29	390,000,000	2010/11/16
65888	Credit Suisse AG	HSI R Bear CBBC Apr 2011 Y	0.250	26,500 per 13,000 units	26,000 per 13,000 units	2011/04/28	390,000,000	2010/11/16
65890	Deutsche Bank AG	HSI R Bull CBBC Mar 2011 Q	0.260	23,650 per 15,000 units	24,150 per 15,000 units	2011/03/30	300,000,000	2010/11/16
65889	Deutsche Bank AG	HSI R Bull CBBC Mar 2011 Z	0.250	23,450 per 20,000 units	23,950 per 20,000 units	2011/03/30	300,000,000	2010/11/16
65897	Deutsche Bank AG	HSI R Bull CBBC Apr 2011 K	0.290	23,950 per 8,000 units	24,450 per 8,000 units	2011/04/28	300,000,000	2010/11/16
65895	Deutsche Bank AG	HSI R Bull CBBC Apr 2011 L	0.360	23,350 per 8,000 units	23,850 per 8,000 units	2011/04/28	300,000,000	2010/11/16
65898	Deutsche Bank AG	HSI R Bull CBBC May 2011 O	0.250	23,050 per 15,000 units	23,550 per 15,000 units	2011/05/30	300,000,000	2010/11/16
65900	Deutsche Bank AG	HSI R Bull CBBC Oct 2011 C	0.250	23,250 per 40,000 units	23,750 per 40,000 units	2011/10/28	400,000,000	2010/11/16
65906	UBS AG	China Life R Bull CBBC Mar 2011 G	0.270	33.880	34.880	2011/03/21	100,000,000	2010/11/16
65907	UBS AG	HkEx R Bear CBBC Apr 2011 A	0.375	234.88 per 100 units	228.88 per 100 units	2011/04/04	100,000,000	2010/11/16
65909	UBS AG	HSI R Bull CBBC Apr 2011 D	0.250	24,100 per 15,000 units	24,600 per 15,000 units	2011/04/28	200,000,000	2010/11/16
65910	UBS AG	HSI R Bear CBBC Feb 2011 P	0.250	27,200 per 10,000 units	26,700 per 10,000 units	2011/02/25	200,000,000	2010/11/16
65908	UBS AG	Hutchison R Bear CBBC Mar 2011 D	0.250	104 per 100 units	100 per 100 units	2011/03/21	100,000,000	2010/11/16
65937	Credit Suisse AG	A50 China R Bear CBBC Mar 2011 E	0.250	15.200	14.800	2011/03/21	100,000,000	2010/11/17
65917	Credit Suisse AG	HSI R Bull CBBC Jun 2011 H	0.250	23,200 per 22,000 units	23,700 per 22,000 units	2011/06/29	330,000,000	2010/11/17
65918	Credit Suisse AG	HSI R Bull CBBC Jun 2011 I	0.250	23,500 per 22,000 units	24,000 per 22,000 units	2011/06/29	330,000,000	2010/11/17
65919	Credit Suisse AG	HSI R Bull CBBC Jun 2011 J	0.250	23,800 per 22,000 units	24,300 per 22,000 units	2011/06/29	330,000,000	2010/11/17
65920	Credit Suisse AG	HSI R Bull CBBC Jun 2011 K	0.250	24,100 per 22,000 units	24,600 per 22,000 units	2011/06/29	330,000,000	2010/11/17
65940	Credit Suisse AG	HSI R Bull CBBC Jul 2011 A	0.250	22,900 per 22,000 units	23,400 per 22,000 units	2011/07/28	330,000,000	2010/11/17
65938	Credit Suisse AG	HSI R Bear CBBC Feb 2011 T	0.250	25,200 per 15,000 units	24,700 per 15,000 units	2011/02/25	390,000,000	2010/11/17
65912	Credit Suisse AG	HSI R Bear CBBC Feb 2011 X	0.250	26,200 per 22,000 units	25,700 per 22,000 units	2011/02/25	330,000,000	2010/11/17
65916	Credit Suisse AG	HSI R Bear CBBC Mar 2011 D	0.250	25,900 per 22,000 units	25,400 per 22,000 units	2011/03/30	330,000,000	2010/11/17
65915	Credit Suisse AG	HSI R Bear CBBC Mar 2011 E	0.250	25,600 per 22,000 units	25,100 per 22,000 units	2011/03/30	330,000,000	2010/11/17

## Newly listed callable bull/bear contracts (continued)

Code	Issuer	Name of issue	Issue prices (HK\$)	Strike price (HKD) / Strike level per 10 units	Call price (HKD) / Call level per 10 units	Expiry date	No. of issue (units)	Listing date
65914	Credit Suisse AG	HSI R Bear CBBC Mar 2011 I	0.250	25,300 per 22,000 units	24,800 per 22,000 units	2011/03/30	330,000,000	2010/11/17
65947	Deutsche Bank AG	HSI R Bull CBBC Aug 2011 H	0.310	22,650 per 15,000 units	23,150 per 15,000 units	2011/08/30	300,000,000	2010/11/17
65951	Deutsche Bank AG	HSI R Bull CBBC Aug 2011 I	0.270	22,850 per 20,000 units	23,350 per 20,000 units	2011/08/30	300,000,000	2010/11/17
65953	Deutsche Bank AG	HSI R Bull CBBC Sep 2011 E	0.250	23,522 per 16,000 units	23,722 per 16,000 units	2011/09/29	300,000,000	2010/11/17
65946	Deutsche Bank AG	HSI R Bear CBBC Feb 2011 J	0.250	25,000 per 10,000 units	24,500 per 10,000 units	2011/02/25	300,000,000	2010/11/17
65927	HK Bank	CC Bank R Bull CBBC Jun 2011 A	0.250	6.380	6.680	2011/06/15	100,000,000	2010/11/17
65928	HK Bank	CC Bank R Bull CBBC Jul 2011 A	0.250	6.880	7.180	2011/07/15	100,000,000	2010/11/17
65929	HK Bank	CC Bank R Bear CBBC May 2011 A	0.250	8.700	8.380	2011/05/16	80,000,000	2010/11/17
65935	KBC Fin Products Int'l Ltd.	HSI R Bear CBBC Mar 2011 R	0.250	25,000 per 10,000 units	24,500 per 10,000 units	2011/03/30	128,000,000	2010/11/17
65931	SGA Societe Generale Acceptance N.V.	HSI R Bear CBBC Feb11N	0.250	25,100 per 15,000 units	24,600 per 15,000 units	2011/02/25	300,000,000	2010/11/17
65930	SGA Societe Generale Acceptance N.V.	HSI R Bear CBBC Feb11Q	0.250	25,000 per 10,000 units	24,500 per 10,000 units	2011/02/25	300,000,000	2010/11/17
65911	SGA Societe Generale Acceptance N.V.	HSI R Bear CBBC Feb11R	0.250	25,300 per 10,000 units	24,800 per 10,000 units	2011/02/25	300,000,000	2010/11/17
65932	SGA Societe Generale Acceptance N.V.	HSI R Bear CBBC Feb11W	0.250	25,200 per 12,000 units	24,700 per 12,000 units	2011/02/25	300,000,000	2010/11/17
65942	UBS AG	China Mobile R Bear CBBC Mar 2011 C	0.250	87.88 per 100 units	84.88 per 100 units	2011/03/14	100,000,000	2010/11/17
65943	UBS AG	China Mobile R Bear CBBC Apr 2011 A	0.250	91.88 per 100 units	88.88 per 100 units	2011/04/11	100,000,000	2010/11/17
65933	UBS AG	HSI R Bear CBBC Feb 2011 N	0.250	25,000 per 12,000 units	24,500 per 12,000 units	2011/02/25	200,000,000	2010/11/17
65934	UBS AG	HSI R Bear CBBC Apr 2011 H	0.250	25,200 per 15,000 units	24,700 per 15,000 units	2011/04/28	200,000,000	2010/11/17
65957	Deutsche Bank AG	China Life R Bull CBBC Mar 2011 H	0.520	31.680	32.680	2011/03/14	100,000,000	2010/11/18
65958	Deutsche Bank AG	China Life R Bull CBBC Mar 2011 I	0.330	33.680	34.680	2011/03/14	100,000,000	2010/11/18
65960	Deutsche Bank AG	HKEx R Bull CBBC Mar 2011 A	0.260	167.88 per 100 units	173.88 per 100 units	2011/03/14	100,000,000	2010/11/18
65963	Deutsche Bank AG	HKEx R Bear CBBC Mar 2011 B	0.280	212.88 per 100 units	206.88 per 100 units	2011/03/14	100,000,000	2010/11/18
65956	Deutsche Bank AG	HSI R Bear CBBC Apr 2011 H	0.250	25,400 per 10,000 units	24,900 per 10,000 units	2011/04/28	300,000,000	2010/11/18
65967	KBC Fin Products Int'l Ltd.	HSI R Bear CBBC Mar 2011 F	0.500	29,500 per 10,000 units	29,000 per 10,000 units	2011/03/30	128,000,000	2010/11/18
65968	KBC Fin Products Int'l Ltd.	HSI R Bear CBBC Apr 2011 R	0.370	30,000 per 15,000 units	29,500 per 15,000 units	2011/04/28	158,000,000	2010/11/18
65969	KBC Fin Products Int'l Ltd.	HSI R Bear CBBC Apr 2011 S	0.460	29,100 per 10,000 units	28,600 per 10,000 units	2011/04/28	128,000,000	2010/11/18
65970	KBC Fin Products Int'l Ltd.	HSI R Bear CBBC May 2011 F	0.410	29,300 per 12,000 units	28,800 per 12,000 units	2011/05/30	128,000,000	2010/11/18
65973	KBC Fin Products Int'l Ltd.	HSI R Bear CBBC May 2011 G	0.530	29,700 per 10,000 units	29,200 per 10,000 units	2011/05/30	128,000,000	2010/11/18
65964	UBS AG	HSI R Bull CBBC May 2011 F	0.250	23,300 per 38,000 units	23,800 per 38,000 units	2011/05/30	300,000,000	2010/11/18
65965	UBS AG	TCH R Bear CBBC Mar 2011 F	0.250	196.88 per 100 units	188.88 per 100 units	2011/03/21	100,000,000	2010/11/18
64560 <sup>#</sup>	HK Bank	HSI R Bull CBBC Apr 2011 A	0.201	21,700 per 12,000 units	22,200 per 12,000 units	2011/04/28	250,000,000	2010/11/18
64669 <sup>#</sup>	KBC Fin Products Int'l Ltd.	HSI R Bull CBBC Feb 2011 Q	0.171	22,300 per 10,000 units	22,800 per 10,000 units	2011/02/25	80,000,000	2010/11/18
66011	BNP Paribas Arbit Issu B.V.	HSI R Bull CBBC Nov 2011 K	0.250	22,700 per 10,000 units	22,900 per 10,000 units	2011/11/29	200,000,000	2010/11/19
66012	BNP Paribas Arbit Issu B.V.	HSI R Bull CBBC Nov 2011 L	0.250	22,900 per 10,000 units	23,100 per 10,000 units	2011/11/29	200,000,000	2010/11/19
66013	BNP Paribas Arbit Issu B.V.	HSI R Bear CBBC Apr 2011 V	0.250	24,900 per 10,000 units	24,700 per 10,000 units	2011/04/28	200,000,000	2010/11/19
65982	Credit Suisse AG	A50 China R Bear CBBC Feb 2011 K	0.250	14.700	14.300	2011/02/21	100,000,000	2010/11/19
65984	Credit Suisse AG	HSI R Bull CBBC May 2011 Q	0.250	23,900 per 10,000 units	24,388 per 10,000 units	2011/05/30	300,000,000	2010/11/19
65987	Credit Suisse AG	HSI R Bull CBBC May 2011 R	0.250	22,600 per 22,000 units	23,100 per 22,000 units	2011/05/30	330,000,000	2010/11/19
65988	Credit Suisse AG	HSI R Bear CBBC Feb 2011 J	0.250	24,800 per 10,000 units	24,318 per 10,000 units	2011/02/25	300,000,000	2010/11/19
65983	Credit Suisse AG	HSI R Bear CBBC Feb 2011 O	0.250	25,000 per 13,000 units	24,500 per 13,000 units	2011/02/25	390,000,000	2010/11/19
65978	Deutsche Bank AG	HSI R Bull CBBC Mar 2011 H	0.260	23,800 per 10,000 units	24,300 per 10,000 units	2011/03/30	300,000,000	2010/11/19
65985	Deutsche Bank AG	HSI R Bull CBBC Apr 2011 F	0.250	24,022 per 11,000 units	24,222 per 11,000 units	2011/04/28	300,000,000	2010/11/19
65974	Deutsche Bank AG	HSI R Bull CBBC Apr 2011 G	0.250	24,000 per 10,000 units	24,500 per 10,000 units	2011/04/28	300,000,000	2010/11/19
65997	Deutsche Bank AG	HSI R Bear CBBC Feb 2011 H	0.250	24,800 per 10,000 units	24,300 per 10,000 units	2011/02/25	300,000,000	2010/11/19

## Newly listed callable bull/bear contracts (continued)

Code	Issuer	Name of issue	Issue prices (HK\$)	Strike price (HKD) / Strike level per 10 units	Call price (HKD) / Call level per 10 units	Expiry date	No. of issue (units)	Listing date
65979	Deutsche Bank AG	HSI R Bear CBBC Mar 2011 B	0.250	25,100 per 12,000 units	24,600 per 12,000 units	2011/03/30	300,000,000	2010/11/19
65980	Deutsche Bank AG	HSI R Bear CBBC Mar 2011 C	0.270	25,300 per 12,000 units	24,800 per 12,000 units	2011/03/30	300,000,000	2010/11/19
65994	J P Morgan SP BV	HSI R Bear CBBC Feb 2011 A	0.250	25,000 per 8,000 units	24,500 per 8,000 units	2011/02/25	200,000,000	2010/11/19
65995	J P Morgan SP BV	HSI R Bear CBBC Feb 2011 Q	0.250	25,300 per 15,000 units	24,800 per 15,000 units	2011/02/25	200,000,000	2010/11/19
65989	KBC Fin Products Int'l Ltd.	HSI R Bear CBBC Feb 2011 B	0.250	24,800 per 8,000 units	24,300 per 8,000 units	2011/02/25	128,000,000	2010/11/19
65990	KBC Fin Products Int'l Ltd.	HSI R Bear CBBC Mar 2011 E	0.250	25,100 per 12,000 units	24,600 per 12,000 units	2011/03/30	128,000,000	2010/11/19
65998	RB of Scotland N.V.	HSI R Bull CBBC Mar 2011 E	0.251	22,500 per 13,000 units	23,000 per 13,000 units	2011/03/30	250,000,000	2010/11/19
65999	RB of Scotland N.V.	HSI R Bull CBBC Mar 2011 F	0.255	22,800 per 10,000 units	23,300 per 10,000 units	2011/03/30	250,000,000	2010/11/19
66001	RB of Scotland N.V.	HSI R Bull CBBC Mar 2011 G	0.253	23,100 per 13,000 units	23,600 per 13,000 units	2011/03/30	250,000,000	2010/11/19
66002	RB of Scotland N.V.	HSI R Bear CBBC Mar 2011 H	0.252	25,200 per 10,000 units	24,700 per 10,000 units	2011/03/30	250,000,000	2010/11/19
66006	RB of Scotland N.V.	HSI R Bear CBBC Mar 2011 I	0.251	25,400 per 13,000 units	24,900 per 13,000 units	2011/03/30	250,000,000	2010/11/19
65993	UBS AG	A50 China R Bear CBBC Mar 2011 E	0.250	14.900	14.500	2011/03/07	100,000,000	2010/11/19
65975	UBS AG	HSI R Bull CBBC Feb 2011 L	0.250	24,000 per 10,000 units	24,500 per 10,000 units	2011/02/25	200,000,000	2010/11/19
65992	UBS AG	HSI R Bull CBBC Feb 2011 M	0.250	22,500 per 10,000 units	23,000 per 10,000 units	2011/02/25	200,000,000	2010/11/19
65991	UBS AG	HSI R Bull CBBC Feb 2011 Y	0.250	23,800 per 15,000 units	24,300 per 15,000 units	2011/02/25	200,000,000	2010/11/19
65996	UBS AG	HSI R Bear CBBC Feb 2011 K	0.250	24,800 per 10,000 units	24,300 per 10,000 units	2011/02/25	200,000,000	2010/11/19
66054	BNP Paribas Arbit Issu B.V.	HSI R Bull CBBC Nov 2011 M	0.250	21,900 per 10,000 units	22,100 per 10,000 units	2011/11/29	200,000,000	2010/11/22
66055	BNP Paribas Arbit Issu B.V.	HSI R Bear CBBC Apr 2011 W	0.250	24,700 per 10,000 units	24,500 per 10,000 units	2011/04/28	200,000,000	2010/11/22
66058	BNP Paribas Arbit Issu B.V.	HSI R Bear CBBC Apr 2011 X	0.250	25,000 per 10,000 units	24,800 per 10,000 units	2011/04/28	200,000,000	2010/11/22
66038	Credit Suisse AG	HKEx R Bear CBBC Mar 2011 G	0.250	199 per 100 units	193 per 100 units	2011/03/21	100,000,000	2010/11/22
66022	Credit Suisse AG	HSI R Bull CBBC May 2011 S	0.250	23,700 per 15,000 units	24,200 per 15,000 units	2011/05/30	390,000,000	2010/11/22
66021	Credit Suisse AG	HSI R Bear CBBC Feb 2011 Y	0.250	24,900 per 15,000 units	24,400 per 15,000 units	2011/02/25	390,000,000	2010/11/22
66027	Deutsche Bank AG	HSI R Bull CBBC Feb 2011 F	0.250	23,600 per 10,000 units	24,100 per 10,000 units	2011/02/25	300,000,000	2010/11/22
66029	Deutsche Bank AG	HSI R Bear CBBC Feb 2011 D	0.250	24,600 per 10,000 units	24,100 per 10,000 units	2011/02/25	300,000,000	2010/11/22
66030	Deutsche Bank AG	HSI R Bear CBBC Mar 2011 T	0.270	24,900 per 12,000 units	24,400 per 12,000 units	2011/03/30	300,000,000	2010/11/22
66031	Deutsche Bank AG	HSI R Bear CBBC Apr 2011 D	0.300	24,822 per 11,000 units	24,622 per 11,000 units	2011/04/28	300,000,000	2010/11/22
66028	Goldman Sachs SP (Asia)	HSI R Bear CBBC May 2011 I	0.250	25,100 per 10,000 units	24,600 per 10,000 units	2011/05/30	200,000,000	2010/11/22
66043	J P Morgan SP BV	HSI R Bear CBBC Feb 2011 P	0.250	24,700 per 15,000 units	24,200 per 15,000 units	2011/02/25	200,000,000	2010/11/22
66045	KBC Fin Products Int'l Ltd.	HSI R Bear CBBC Mar 2011 U	0.250	24,600 per 12,000 units	24,100 per 12,000 units	2011/03/30	128,000,000	2010/11/22
66050	RB of Scotland N.V.	HSCEI R Bear CBBC Mar 2011 G	0.251	14,600 per 10,000 units	14,100 per 10,000 units	2011/03/30	250,000,000	2010/11/22
66014	SGA Societe Generale Acceptance N.V.	HSI R Bull CBBC Mar11W	0.250	23,700 per 12,000 units	24,200 per 12,000 units	2011/03/30	300,000,000	2010/11/22
66034	SGA Societe Generale Acceptance N.V.	HSI R Bear CBBC Feb11T	0.250	24,600 per 12,000 units	24,100 per 12,000 units	2011/02/25	300,000,000	2010/11/22
66016	SGA Societe Generale Acceptance N.V.	HSI R Bear CBBC Feb11U	0.250	24,900 per 12,000 units	24,400 per 12,000 units	2011/02/25	300,000,000	2010/11/22
66015	SGA Societe Generale Acceptance N.V.	HSI R Bear CBBC Feb11V	0.250	24,800 per 15,000 units	24,300 per 15,000 units	2011/02/25	600,000,000	2010/11/22
66037	SGA Societe Generale Acceptance N.V.	HSI R Bear CBBC Feb11Z	0.250	24,700 per 10,000 units	24,200 per 10,000 units	2011/02/25	300,000,000	2010/11/22
66042	UBS AG	China Life R Bear CBBC Mar 2011 H	0.295	37.880	36.880	2011/03/21	100,000,000	2010/11/22
66023	UBS AG	HSI R Bull CBBC Feb 2011 E	0.250	23,700 per 10,000 units	24,200 per 10,000 units	2011/02/25	200,000,000	2010/11/22
66039	UBS AG	HSI R Bull CBBC Mar 2011 M	0.250	22,400 per 12,000 units	22,900 per 12,000 units	2011/03/30	200,000,000	2010/11/22
66040	UBS AG	HSI R Bear CBBC Mar 2011 T	0.250	24,900 per 15,000 units	24,400 per 15,000 units	2011/03/30	200,000,000	2010/11/22
66041	UBS AG	HSI R Bear CBBC Apr 2011 G	0.250	24,600 per 15,000 units	24,100 per 15,000 units	2011/04/28	200,000,000	2010/11/22
66051	UBS AG	HSI R Bear CBBC Apr 2011 S	0.250	26,300 per 38,000 units	25,800 per 38,000 units	2011/04/28	300,000,000	2010/11/22
66052	UBS AG	HSI R Bear CBBC May 2011 G	0.250	26,800 per 38,000 units	26,300 per 38,000 units	2011/05/30	300,000,000	2010/11/22
66053	UBS AG	HSI R Bear CBBC May 2011 H	0.250	27,300 per 38,000 units	26,800 per 38,000 units	2011/05/30	300,000,000	2010/11/22

## Newly listed callable bull/bear contracts (continued)

Code	Issuer	Name of issue	Issue prices (HK\$)	Strike price (HKD) / Strike level per 10 units	Call price (HKD) / Call level per 10 units	Expiry date	No. of issue (units)	Listing date
64321 *	Credit Suisse AG	HSI R Bull CBBC Feb 2011 M	0.113	21,600 per 15,000 units	22,100 per 15,000 units	2011/02/25	390,000,000	2010/11/22
64683 *	UBS AG	HSI R Bull CBBC Feb 2011 W	0.061	22,300 per 15,000 units	22,800 per 15,000 units	2011/02/25	200,000,000	2010/11/22
66107	BNP Paribas Arbit Issu B.V.	HSI R Bull CBBC Oct 2011 R	0.250	21,700 per 10,000 units	21,900 per 10,000 units	2011/10/28	200,000,000	2010/11/23
66108	BNP Paribas Arbit Issu B.V.	HSI R Bull CBBC Nov 2011 N	0.300	20,800 per 10,000 units	21,000 per 10,000 units	2011/11/29	200,000,000	2010/11/23
66109	BNP Paribas Arbit Issu B.V.	HSI R Bull CBBC Nov 2011 O	0.250	21,300 per 10,000 units	21,500 per 10,000 units	2011/11/29	200,000,000	2010/11/23
66114	BNP Paribas Arbit Issu B.V.	HSI R Bear CBBC Apr 2011 C	0.250	24,600 per 10,000 units	24,400 per 10,000 units	2011/04/28	200,000,000	2010/11/23
66115	BNP Paribas Arbit Issu B.V.	HSI R Bear CBBC Apr 2011 E	0.250	24,800 per 10,000 units	24,600 per 10,000 units	2011/04/28	200,000,000	2010/11/23
66110	BNP Paribas Arbit Issu B.V.	HSI R Bear CBBC Apr 2011 Y	0.250	24,200 per 10,000 units	24,000 per 10,000 units	2011/04/28	200,000,000	2010/11/23
66113	BNP Paribas Arbit Issu B.V.	HSI R Bear CBBC Apr 2011 Z	0.250	24,400 per 10,000 units	24,200 per 10,000 units	2011/04/28	200,000,000	2010/11/23
66100	Credit Suisse AG	China Mobile R Bear CBBC Mar 2011 B	0.250	83 per 100 units	80 per 100 units	2011/03/21	100,000,000	2010/11/23
66093	Credit Suisse AG	CK(H) R Bear CBBC Apr 2011 A	0.250	137 per 100 units	130 per 100 units	2011/04/11	100,000,000	2010/11/23
66101	Credit Suisse AG	A50 China R Bear CBBC Mar 2011 F	0.250	14.200	13.800	2011/03/21	100,000,000	2010/11/23
66097	Credit Suisse AG	HKEEx R Bear CBBC Mar 2011 H	0.250	191 per 100 units	185 per 100 units	2011/03/28	100,000,000	2010/11/23
66094	Credit Suisse AG	HSBC R Bear CBBC Feb 2011 B	0.250	92 per 100 units	88 per 100 units	2011/02/28	100,000,000	2010/11/23
66073	Credit Suisse AG	HSI R Bull CBBC Apr 2011 Z	0.250	23,100 per 15,000 units	23,600 per 15,000 units	2011/04/28	390,000,000	2010/11/23
66060	Credit Suisse AG	HSI R Bull CBBC May 2011 T	0.250	23,500 per 13,000 units	24,000 per 13,000 units	2011/05/30	390,000,000	2010/11/23
66061	Credit Suisse AG	HSI R Bear CBBC Feb 2011 L	0.250	24,600 per 15,000 units	24,100 per 15,000 units	2011/02/25	390,000,000	2010/11/23
66067	Credit Suisse AG	HSI R Bear CBBC Mar 2011 S	0.250	25,000 per 22,000 units	24,500 per 22,000 units	2011/03/30	330,000,000	2010/11/23
66098	Credit Suisse AG	HSI R Bear CBBC Mar 2011 T	0.250	24,200 per 10,000 units	23,718 per 10,000 units	2011/03/30	300,000,000	2010/11/23
66095	Credit Suisse AG	SHK Ppt R Bear CBBC Apr 2011 A	0.250	150 per 100 units	143 per 100 units	2011/04/11	100,000,000	2010/11/23
66099	Credit Suisse AG	TCH R Bear CBBC Feb 2011 I	0.250	188 per 100 units	180 per 100 units	2011/02/28	100,000,000	2010/11/23
66070	Deutsche Bank AG	HSI R Bull CBBC Feb 2011 A	0.270	23,500 per 12,000 units	24,000 per 12,000 units	2011/02/25	300,000,000	2010/11/23
66078	Deutsche Bank AG	HSI R Bull CBBC Feb 2011 T	0.250	23,422 per 11,000 units	23,622 per 11,000 units	2011/02/25	300,000,000	2010/11/23
66071	Deutsche Bank AG	HSI R Bull CBBC Feb 2011 V	0.250	23,722 per 11,000 units	23,922 per 11,000 units	2011/02/25	300,000,000	2010/11/23
66074	Deutsche Bank AG	HSI R Bull CBBC Feb 2011 Y	0.270	23,400 per 10,000 units	23,900 per 10,000 units	2011/02/25	300,000,000	2010/11/23
66102	Deutsche Bank AG	HSI R Bear CBBC Feb 2011 K	0.270	24,122 per 11,000 units	23,922 per 11,000 units	2011/02/25	300,000,000	2010/11/23
66072	Deutsche Bank AG	HSI R Bear CBBC Mar 2011 R	0.260	24,422 per 11,000 units	24,222 per 11,000 units	2011/03/30	300,000,000	2010/11/23
66103	Deutsche Bank AG	HSI R Bear CBBC Apr 2011 C	0.280	24,300 per 12,000 units	23,800 per 12,000 units	2011/04/28	300,000,000	2010/11/23
66104	Deutsche Bank AG	HSI R Bear CBBC May 2011 P	0.250	23,922 per 16,000 units	23,722 per 16,000 units	2011/05/30	300,000,000	2010/11/23
66092	KBC Fin Products Int'l Ltd.	HSI R Bull CBBC Mar 2011 G	0.250	23,300 per 12,000 units	23,800 per 12,000 units	2011/03/30	128,000,000	2010/11/23
66059	KBC Fin Products Int'l Ltd.	HSI R Bull CBBC Mar 2011 T	0.250	23,500 per 10,000 units	24,000 per 10,000 units	2011/03/30	128,000,000	2010/11/23
66116	KBC Fin Products Int'l Ltd.	HSI R Bear CBBC Feb 2011 Y	0.250	24,200 per 15,000 units	23,700 per 15,000 units	2011/02/25	158,000,000	2010/11/23
66117	KBC Fin Products Int'l Ltd.	HSI R Bear CBBC Mar 2011 Y	0.250	24,500 per 10,000 units	24,000 per 10,000 units	2011/03/30	128,000,000	2010/11/23
66081	UBS AG	China Life R Bear CBBC Apr 2011 A	0.250	36.880	35.880	2011/04/04	100,000,000	2010/11/23
66085	UBS AG	A50 China R Bear CBBC Apr 2011 A	0.250	14.400	14.000	2011/04/04	100,000,000	2010/11/23
66084	UBS AG	HKEEx R Bear CBBC Mar 2011 K	0.250	194.88 per 100 units	188.88 per 100 units	2011/03/21	100,000,000	2010/11/23
66079	UBS AG	HSBC R Bull CBBC Apr 2011 A	0.250	65 per 100 units	70 per 100 units	2011/04/11	100,000,000	2010/11/23
66080	UBS AG	HSBC R Bull CBBC Apr 2011 B	0.250	70 per 100 units	75 per 100 units	2011/04/04	100,000,000	2010/11/23
66086	UBS AG	HSI R Bull CBBC Feb 2011 R	0.250	23,100 per 10,000 units	23,600 per 10,000 units	2011/02/25	200,000,000	2010/11/23
66089	UBS AG	HSI R Bull CBBC Mar 2011 Q	0.250	23,500 per 15,000 units	24,000 per 15,000 units	2011/03/30	200,000,000	2010/11/23
66091	UBS AG	HSI R Bull CBBC Apr 2011 L	0.250	23,300 per 12,000 units	23,800 per 12,000 units	2011/04/28	200,000,000	2010/11/23
66105	UBS AG	HSI R Bear CBBC Mar 2011 F	0.250	24,200 per 10,000 units	23,700 per 10,000 units	2011/03/30	200,000,000	2010/11/23
66106	UBS AG	HSI R Bear CBBC Apr 2011 B	0.250	24,400 per 12,000 units	23,900 per 12,000 units	2011/04/28	200,000,000	2010/11/23



## Newly listed callable bull/bear contracts (continued)

Code	Issuer	Name of issue	Issue prices (HK\$)	Strike price (HKD) / Strike level per 10 units	Call price (HKD) / Call level per 10 units	Expiry date	No. of issue (units)	Listing date
65308 *	Deutsche Bank AG	HSI R Bull CBBC Apr 2011 N	0.073	22,722 per 11,000 units	22,922 per 11,000 units	2011/04/28	300,000,000	2010/11/23
66185	BNP Paribas Arbit Issu B.V.	HSI R Bull CBBC Dec 2011 B	0.260	21,000 per 10,000 units	21,200 per 10,000 units	2011/12/29	200,000,000	2010/11/24
66187	BNP Paribas Arbit Issu B.V.	HSI R Bull CBBC Dec 2011 C	0.250	21,600 per 10,000 units	21,800 per 10,000 units	2011/12/29	200,000,000	2010/11/24
66183	BNP Paribas Arbit Issu B.V.	HSI R Bear CBBC Mar 2011 D	0.250	23,800 per 10,000 units	23,600 per 10,000 units	2011/03/30	200,000,000	2010/11/24
66184	BNP Paribas Arbit Issu B.V.	HSI R Bear CBBC Mar 2011 E	0.250	24,000 per 10,000 units	23,800 per 10,000 units	2011/03/30	200,000,000	2010/11/24
66172	BNP Paribas Arbit Issu B.V.	HSI R Bear CBBC Apr 2011 A	0.250	24,100 per 10,000 units	23,900 per 10,000 units	2011/04/28	200,000,000	2010/11/24
66173	BNP Paribas Arbit Issu B.V.	HSI R Bear CBBC Apr 2011 B	0.250	24,300 per 10,000 units	24,100 per 10,000 units	2011/04/28	200,000,000	2010/11/24
66174	BNP Paribas Arbit Issu B.V.	HSI R Bear CBBC Apr 2011 H	0.250	24,500 per 10,000 units	24,300 per 10,000 units	2011/04/28	200,000,000	2010/11/24
66118	Credit Suisse AG	HSI R Bull CBBC Apr 2011 J	0.250	23,000 per 10,000 units	23,488 per 10,000 units	2011/04/28	300,000,000	2010/11/24
66156	Credit Suisse AG	HSI R Bear CBBC Mar 2011 U	0.250	24,100 per 13,000 units	23,600 per 13,000 units	2011/03/30	390,000,000	2010/11/24
66155	Credit Suisse AG	HSI R Bear CBBC Mar 2011 V	0.250	23,800 per 13,000 units	23,300 per 13,000 units	2011/03/30	390,000,000	2010/11/24
66157	Credit Suisse AG	HSI R Bear CBBC Mar 2011 W	0.250	24,500 per 10,000 units	24,018 per 10,000 units	2011/03/30	300,000,000	2010/11/24
66158	Credit Suisse AG	HSI R Bear CBBC Apr 2011 K	0.250	24,700 per 13,000 units	24,200 per 13,000 units	2011/04/28	390,000,000	2010/11/24
66152	Credit Suisse AG	Huthison R Bear CBBC Mar 2011 B	0.250	87 per 100 units	83 per 100 units	2011/03/21	100,000,000	2010/11/24
66154	Credit Suisse AG	TCH R Bear CBBC Mar 2011 H	0.250	178 per 100 units	170 per 100 units	2011/03/21	100,000,000	2010/11/24
66135	Deutsche Bank AG	HSI R Bull CBBC Feb 2011 E	0.250	23,000 per 10,000 units	23,500 per 10,000 units	2011/02/25	300,000,000	2010/11/24
66145	Deutsche Bank AG	HSI R Bull CBBC Apr 2011 A	0.260	23,222 per 11,000 units	23,422 per 11,000 units	2011/04/28	300,000,000	2010/11/24
66196	Deutsche Bank AG	HSI R Bull CBBC Apr 2011 E	0.400	20,722 per 11,000 units	20,922 per 11,000 units	2011/04/28	300,000,000	2010/11/24
66151	Deutsche Bank AG	HSI R Bull CBBC May 2011 Q	0.250	23,122 per 16,000 units	23,322 per 16,000 units	2011/05/30	300,000,000	2010/11/24
66199	Deutsche Bank AG	HSI R Bull CBBC May 2011 R	0.340	22,822 per 11,000 units	23,022 per 11,000 units	2011/05/30	300,000,000	2010/11/24
66200	Deutsche Bank AG	HSI R Bull CBBC Jun 2011 J	0.390	22,222 per 11,000 units	22,422 per 11,000 units	2011/06/29	300,000,000	2010/11/24
66207	Deutsche Bank AG	HSI R Bull CBBC Jul 2011 J	0.320	20,522 per 16,000 units	20,722 per 16,000 units	2011/07/28	300,000,000	2010/11/24
66208	Deutsche Bank AG	HSI R Bull CBBC Aug 2011 J	0.450	20,022 per 11,000 units	20,222 per 11,000 units	2011/08/30	300,000,000	2010/11/24
66195	Deutsche Bank AG	HSI R Bear CBBC Mar 2011 V	0.290	23,900 per 12,000 units	23,400 per 12,000 units	2011/03/30	300,000,000	2010/11/24
66194	Deutsche Bank AG	HSI R Bear CBBC Mar 2011 Y	0.250	23,422 per 11,000 units	23,222 per 11,000 units	2011/03/30	300,000,000	2010/11/24
66198	Deutsche Bank AG	HSI R Bear CBBC Apr 2011 O	0.260	24,222 per 11,000 units	24,022 per 11,000 units	2011/04/28	300,000,000	2010/11/24
66197	Deutsche Bank AG	HSI R Bear CBBC Apr 2011 P	0.280	23,822 per 11,000 units	23,622 per 11,000 units	2011/04/28	300,000,000	2010/11/24
66206	Deutsche Bank AG	HSI R Bear CBBC Jun 2011 K	0.250	24,522 per 16,000 units	24,322 per 16,000 units	2011/06/29	300,000,000	2010/11/24
66130	HK Bank	HSI R Bear CBBC May 2011 C	0.250	25,100 per 10,000 units	24,600 per 10,000 units	2011/05/30	100,000,000	2010/11/24
66188	J P Morgan SP BV	HSI R Bull CBBC Feb 2011 S	0.250	22,700 per 15,000 units	23,200 per 15,000 units	2011/02/25	200,000,000	2010/11/24
66193	J P Morgan SP BV	HSI R Bear CBBC Feb 2011 M	0.250	24,000 per 8,000 units	23,500 per 8,000 units	2011/02/25	200,000,000	2010/11/24
66190	J P Morgan SP BV	HSI R Bear CBBC Feb 2011 R	0.250	23,800 per 12,000 units	23,300 per 12,000 units	2011/02/25	200,000,000	2010/11/24
66134	J P Morgan SP BV	HSI R Bear CBBC Feb 2011 T	0.250	24,500 per 8,000 units	24,000 per 8,000 units	2011/02/25	200,000,000	2010/11/24
66133	J P Morgan SP BV	HSI R Bear CBBC Feb 2011 U	0.250	24,300 per 15,000 units	23,800 per 15,000 units	2011/02/25	200,000,000	2010/11/24
66209	KBC Fin Products Int'l Ltd.	HSI R Bull CBBC Mar 2011 X	0.250	22,700 per 8,000 units	23,200 per 8,000 units	2011/03/30	128,000,000	2010/11/24
66214	KBC Fin Products Int'l Ltd.	HSI R Bear CBBC Mar 2011 W	0.250	23,800 per 8,000 units	23,300 per 8,000 units	2011/03/30	128,000,000	2010/11/24
66216	KBC Fin Products Int'l Ltd.	HSI R Bear CBBC Apr 2011 T	0.250	24,000 per 12,000 units	23,500 per 12,000 units	2011/04/28	128,000,000	2010/11/24
66217	KBC Fin Products Int'l Ltd.	HSI R Bear CBBC Apr 2011 U	0.250	24,300 per 12,000 units	23,800 per 12,000 units	2011/04/28	128,000,000	2010/11/24
66136	SGA Societe Generale Acceptance N.V.	HSI R Bull CBBC Mar11D	0.250	23,000 per 15,000 units	23,500 per 15,000 units	2011/03/30	600,000,000	2010/11/24
66119	SGA Societe Generale Acceptance N.V.	HSI R Bull CBBC Mar11X	0.250	23,100 per 12,000 units	23,600 per 12,000 units	2011/03/30	300,000,000	2010/11/24
66120	SGA Societe Generale Acceptance N.V.	HSI R Bull CBBC May11U	0.320	21,000 per 12,000 units	21,500 per 12,000 units	2011/05/30	300,000,000	2010/11/24
66121	SGA Societe Generale Acceptance N.V.	HSI R Bull CBBC May11V	0.375	21,100 per 10,000 units	21,600 per 10,000 units	2011/05/30	300,000,000	2010/11/24
66122	SGA Societe Generale Acceptance N.V.	HSI R Bull CBBC May11W	0.250	21,200 per 15,000 units	21,700 per 15,000 units	2011/05/30	600,000,000	2010/11/24

## Newly listed callable bull/bear contracts (continued)

Code	Issuer	Name of issue	Issue prices (HK\$)	Strike price (HKD) / Strike level per 10 units	Call price (HKD) / Call level per 10 units	Expiry date	No. of issue (units)	Listing date
66123	SGA Societe Generale Acceptance N.V.	HSI R Bull CBBC May11X	0.290	21,300 per 12,000 units	21,800 per 12,000 units	2011/05/30	300,000,000	2010/11/24
66124	SGA Societe Generale Acceptance N.V.	HSI R Bull CBBC May11Y	0.335	21,400 per 10,000 units	21,900 per 10,000 units	2011/05/30	300,000,000	2010/11/24
66127	SGA Societe Generale Acceptance N.V.	HSI R Bear CBBC Feb11X	0.250	24,500 per 15,000 units	24,000 per 15,000 units	2011/02/25	600,000,000	2010/11/24
66128	SGA Societe Generale Acceptance N.V.	HSI R Bear CBBC Feb11Y	0.250	24,400 per 10,000 units	23,900 per 10,000 units	2011/02/25	300,000,000	2010/11/24
66138	SGA Societe Generale Acceptance N.V.	HSI R Bear CBBC Mar11C	0.250	24,100 per 10,000 units	23,600 per 10,000 units	2011/03/30	300,000,000	2010/11/24
66125	SGA Societe Generale Acceptance N.V.	HSI R Bear CBBC Mar11Y	0.250	24,200 per 15,000 units	23,700 per 15,000 units	2011/03/30	600,000,000	2010/11/24
66129	SGA Societe Generale Acceptance N.V.	HSI R Bear CBBC Mar11Z	0.250	24,300 per 12,000 units	23,800 per 12,000 units	2011/03/30	300,000,000	2010/11/24
66162	UBS AG	China Life R Bear CBBC Mar 2011 I	0.250	35.880	34.880	2011/03/28	100,000,000	2010/11/24
66139	UBS AG	HSI R Bull CBBC Feb 2011 J	0.250	22,800 per 10,000 units	23,300 per 10,000 units	2011/02/25	200,000,000	2010/11/24
66143	UBS AG	HSI R Bull CBBC Mar 2011 E	0.250	23,000 per 12,000 units	23,500 per 12,000 units	2011/03/30	200,000,000	2010/11/24
66167	UBS AG	HSI R Bear CBBC Feb 2011 H	0.250	24,500 per 10,000 units	24,000 per 10,000 units	2011/02/25	200,000,000	2010/11/24
66168	UBS AG	HSI R Bear CBBC Mar 2011 B	0.250	23,800 per 12,000 units	23,300 per 12,000 units	2011/03/30	200,000,000	2010/11/24
66171	UBS AG	HSI R Bear CBBC Apr 2011 A	0.250	24,700 per 12,000 units	24,200 per 12,000 units	2011/04/28	200,000,000	2010/11/24
66170	UBS AG	HSI R Bear CBBC Apr 2011 F	0.250	24,300 per 15,000 units	23,800 per 15,000 units	2011/04/28	200,000,000	2010/11/24
66169	UBS AG	HSI R Bear CBBC Apr 2011 M	0.250	24,000 per 15,000 units	23,500 per 15,000 units	2011/04/28	200,000,000	2010/11/24
66164	UBS AG	Hutchison R Bear CBBC Mar 2011 E	0.250	89 per 100 units	85 per 100 units	2011/03/21	100,000,000	2010/11/24
66166	UBS AG	TCH R Bear CBBC Apr 2011 A	0.250	186.88 per 100 units	178.88 per 100 units	2011/04/04	100,000,000	2010/11/24
66238	Credit Suisse AG	HSI R Bull CBBC May 2011 U	0.250	22,900 per 13,000 units	23,400 per 13,000 units	2011/05/30	390,000,000	2010/11/25
66240	Credit Suisse AG	HSI R Bear CBBC Mar 2011 G	0.250	24,300 per 15,000 units	23,800 per 15,000 units	2011/03/30	390,000,000	2010/11/25
66219	Credit Suisse AG	HSI R Bear CBBC Apr 2011 F	0.250	23,900 per 10,000 units	23,418 per 10,000 units	2011/04/28	300,000,000	2010/11/25
66239	Credit Suisse AG	TCH R Bull CBBC Mar 2011 I	0.250	162 per 100 units	168 per 100 units	2011/03/21	100,000,000	2010/11/25
66243	Deutsche Bank AG	HSI R Bull CBBC May 2011 T	0.250	23,022 per 11,000 units	23,222 per 11,000 units	2011/05/30	300,000,000	2010/11/25
66234	Deutsche Bank AG	HSI R Bear CBBC Apr 2011 S	0.250	23,522 per 16,000 units	23,322 per 16,000 units	2011/04/28	300,000,000	2010/11/25
66235	Deutsche Bank AG	HSI R Bear CBBC May 2011 S	0.280	23,622 per 11,000 units	23,422 per 11,000 units	2011/05/30	300,000,000	2010/11/25
66256	KBC Fin Products Int'l Ltd.	HSI R Bull CBBC Mar 2011 V	0.250	23,000 per 10,000 units	23,500 per 10,000 units	2011/03/30	128,000,000	2010/11/25
66255	RB of Scotland N.V.	HSCEI R Bull CBBC Mar 2011 H	0.250	12,500 per 15,000 units	13,000 per 15,000 units	2011/03/30	250,000,000	2010/11/25
66259	RB of Scotland N.V.	HSCEI R Bear CBBC Mar 2011 I	0.250	14,400 per 15,000 units	13,900 per 15,000 units	2011/03/30	250,000,000	2010/11/25
66244	SGA Societe Generale Acceptance N.V.	HSI R Bull CBBC Feb11M	0.250	22,800 per 12,000 units	23,300 per 12,000 units	2011/02/25	300,000,000	2010/11/25
66220	SGA Societe Generale Acceptance N.V.	HSI R Bull CBBC Feb11O	0.250	22,700 per 15,000 units	23,200 per 15,000 units	2011/02/25	600,000,000	2010/11/25
66245	SGA Societe Generale Acceptance N.V.	HSI R Bull CBBC Mar11F	0.250	22,900 per 10,000 units	23,400 per 10,000 units	2011/03/30	300,000,000	2010/11/25
66224	SGA Societe Generale Acceptance N.V.	HSI R Bull CBBC Jun11A	0.405	20,500 per 10,000 units	21,000 per 10,000 units	2011/06/29	300,000,000	2010/11/25
66225	SGA Societe Generale Acceptance N.V.	HSI R Bull CBBC Jun11B	0.265	20,600 per 15,000 units	21,100 per 15,000 units	2011/06/29	600,000,000	2010/11/25
66229	SGA Societe Generale Acceptance N.V.	HSI R Bull CBBC Jun11C	0.315	20,700 per 12,000 units	21,200 per 12,000 units	2011/06/29	300,000,000	2010/11/25
66230	SGA Societe Generale Acceptance N.V.	HSI R Bull CBBC Jun11D	0.365	20,800 per 10,000 units	21,300 per 10,000 units	2011/06/29	300,000,000	2010/11/25
66233	SGA Societe Generale Acceptance N.V.	HSI R Bull CBBC Jun11E	0.250	20,900 per 15,000 units	21,400 per 15,000 units	2011/06/29	600,000,000	2010/11/25
66222	SGA Societe Generale Acceptance N.V.	HSI R Bear CBBC Mar11A	0.250	23,900 per 15,000 units	23,400 per 15,000 units	2011/03/30	600,000,000	2010/11/25
66221	SGA Societe Generale Acceptance N.V.	HSI R Bear CBBC Mar11B	0.250	23,800 per 10,000 units	23,300 per 10,000 units	2011/03/30	300,000,000	2010/11/25
66223	SGA Societe Generale Acceptance N.V.	HSI R Bear CBBC Mar11G	0.250	24,000 per 12,000 units	23,500 per 12,000 units	2011/03/30	300,000,000	2010/11/25
66254	UBS AG	HSBC R Bear CBBC Apr 2011 C	0.250	95 per 100 units	90 per 100 units	2011/04/04	100,000,000	2010/11/25
66248	UBS AG	HSI R Bull CBBC Feb 2011 C	0.250	21,600 per 10,000 units	22,100 per 10,000 units	2011/02/25	200,000,000	2010/11/25
66249	UBS AG	HSI R Bull CBBC Mar 2011 D	0.250	22,700 per 12,000 units	23,200 per 12,000 units	2011/03/30	200,000,000	2010/11/25
66251	UBS AG	HSI R Bull CBBC Apr 2011 D	0.250	22,900 per 15,000 units	23,400 per 15,000 units	2011/04/28	200,000,000	2010/11/25
66252	UBS AG	HSI R Bull CBBC May 2011 I	0.250	21,400 per 15,000 units	21,900 per 15,000 units	2011/05/30	200,000,000	2010/11/25

## Newly listed callable bull/bear contracts (continued)

Code	Issuer	Name of issue	Issue prices (HK\$)	Strike price (HKD) / Strike level per 10 units	Call price (HKD) / Call level per 10 units	Expiry date	No. of issue (units)	Listing date
66236	UBS AG	HSI R Bear CBBC Mar 2011 P	0.250	23,900 per 10,000 units	23,400 per 10,000 units	2011/03/30	200,000,000	2010/11/25
66237	UBS AG	HSI R Bear CBBC Apr 2011 W	0.250	24,100 per 12,000 units	23,600 per 12,000 units	2011/04/28	200,000,000	2010/11/25
66253	UBS AG	HSI R Bear CBBC Jun 2011 D	0.250	25,300 per 38,000 units	24,800 per 38,000 units	2011/06/29	300,000,000	2010/11/25
66261	Credit Suisse AG	CK(H) R Bear CBBC Mar 2011 C	0.250	130 per 100 units	123 per 100 units	2011/03/21	100,000,000	2010/11/26
66265	Credit Suisse AG	A50 China R Bear CBBC Apr 2011 B	0.250	13.700	13.300	2011/04/26	100,000,000	2010/11/26
66260	Credit Suisse AG	HSI R Bull CBBC Jun 2011 L	0.250	22,800 per 15,000 units	23,300 per 15,000 units	2011/06/29	390,000,000	2010/11/26
66257	Credit Suisse AG	HSI R Bear CBBC Mar 2011 A	0.250	24,400 per 13,000 units	23,900 per 13,000 units	2011/03/30	390,000,000	2010/11/26
66268	Credit Suisse AG	HSI R Bear CBBC Mar 2011 Y	0.250	24,000 per 15,000 units	23,500 per 15,000 units	2011/03/30	390,000,000	2010/11/26
66258	Credit Suisse AG	HSI R Bear CBBC Apr 2011 E	0.250	24,700 per 22,000 units	24,200 per 22,000 units	2011/04/28	330,000,000	2010/11/26
66262	Credit Suisse AG	SHK Ppt R Bear CBBC Mar 2011 B	0.250	142 per 100 units	135 per 100 units	2011/03/21	100,000,000	2010/11/26
66271	Deutsche Bank AG	HSI R Bull CBBC Mar 2011 N	0.360	21,222 per 11,000 units	21,422 per 11,000 units	2011/03/30	300,000,000	2010/11/26
66272	Deutsche Bank AG	HSI R Bull CBBC Apr 2011 X	0.250	22,122 per 16,000 units	22,322 per 16,000 units	2011/04/28	300,000,000	2010/11/26
66279	Deutsche Bank AG	HSI R Bear CBBC Apr 2011 V	0.410	25,622 per 11,000 units	25,422 per 11,000 units	2011/04/28	300,000,000	2010/11/26
66277	Deutsche Bank AG	HSI R Bear CBBC Apr 2011 Y	0.300	24,622 per 11,000 units	24,422 per 11,000 units	2011/04/28	300,000,000	2010/11/26
66280	SGA Societe Generale Acceptance N.V.	HSI R Bull CBBC Jun11F	0.415	19,800 per 12,000 units	20,300 per 12,000 units	2011/06/29	300,000,000	2010/11/26
66281	SGA Societe Generale Acceptance N.V.	HSI R Bull CBBC Jun11G	0.490	19,900 per 10,000 units	20,400 per 10,000 units	2011/06/29	300,000,000	2010/11/26
66282	SGA Societe Generale Acceptance N.V.	HSI R Bull CBBC Jun11H	0.320	20,000 per 15,000 units	20,500 per 15,000 units	2011/06/29	600,000,000	2010/11/26
66283	SGA Societe Generale Acceptance N.V.	HSI R Bull CBBC Jun11I	0.385	20,100 per 12,000 units	20,600 per 12,000 units	2011/06/29	300,000,000	2010/11/26
66284	SGA Societe Generale Acceptance N.V.	HSI R Bull CBBC Jun11J	0.450	20,200 per 10,000 units	20,700 per 10,000 units	2011/06/29	300,000,000	2010/11/26
66285	SGA Societe Generale Acceptance N.V.	HSI R Bull CBBC Jun11K	0.295	20,300 per 15,000 units	20,800 per 15,000 units	2011/06/29	600,000,000	2010/11/26
66286	SGA Societe Generale Acceptance N.V.	HSI R Bull CBBC Jun11L	0.355	20,400 per 12,000 units	20,900 per 12,000 units	2011/06/29	300,000,000	2010/11/26
66290	UBS AG	HSCEI R Bear CBBC Mar 2011 H	0.250	14,500 per 12,000 units	14,000 per 12,000 units	2011/03/30	100,000,000	2010/11/26
66287	UBS AG	HSI R Bull CBBC May 2011 J	0.250	21,100 per 15,000 units	21,600 per 15,000 units	2011/05/30	200,000,000	2010/11/26
66288	UBS AG	HSI R Bull CBBC May 2011 K	0.250	21,500 per 12,000 units	22,000 per 12,000 units	2011/05/30	200,000,000	2010/11/26
66292	UBS AG	HSI R Bear CBBC May 2011 L	0.250	24,800 per 38,000 units	24,300 per 38,000 units	2011/05/30	300,000,000	2010/11/26
64520*	UBS AG	HSI R Bull CBBC Feb 2011 I	0.084	22,100 per 12,000 units	22,600 per 12,000 units	2011/02/25	200,000,000	2010/11/26
66295	Credit Suisse AG	HSI R Bull CBBC May 2011 V	0.250	23,000 per 13,000 units	23,500 per 13,000 units	2011/05/30	390,000,000	2010/11/29
66301	J P Morgan SP BV	HSI R Bull CBBC Mar 2011 D	0.250	23,000 per 8,000 units	23,500 per 8,000 units	2011/03/30	200,000,000	2010/11/29
66302	J P Morgan SP BV	HSI R Bull CBBC Mar 2011 E	0.250	22,800 per 12,000 units	23,300 per 12,000 units	2011/03/30	200,000,000	2010/11/29
66297	UBS AG	HSI R Bull CBBC May 2011 M	0.250	20,500 per 15,000 units	21,000 per 15,000 units	2011/05/30	200,000,000	2010/11/29
66300	UBS AG	HSI R Bull CBBC May 2011 N	0.250	20,800 per 15,000 units	21,300 per 15,000 units	2011/05/30	200,000,000	2010/11/29
66326	Credit Suisse AG	CK(H) R Bear CBBC Apr 2011 B	0.250	123 per 100 units	116 per 100 units	2011/04/11	100,000,000	2010/11/30
66315	Credit Suisse AG	HSI R Bull CBBC Apr 2011 L	0.250	22,700 per 10,000 units	23,188 per 10,000 units	2011/04/28	300,000,000	2010/11/30
66324	Credit Suisse AG	HSI R Bear CBBC Mar 2011 X	0.250	23,400 per 15,000 units	22,900 per 15,000 units	2011/03/30	390,000,000	2010/11/30
66325	Credit Suisse AG	HSI R Bear CBBC Apr 2011 C	0.250	23,600 per 10,000 units	23,118 per 10,000 units	2011/04/28	300,000,000	2010/11/30
66327	Credit Suisse AG	SHK Ppt R Bear CBBC Apr 2011 B	0.250	135 per 100 units	128 per 100 units	2011/04/11	100,000,000	2010/11/30
66333	Deutsche Bank AG	HSCEI R Bear CBBC Apr 2011 C	0.250	13,500 per 8,000 units	13,100 per 8,000 units	2011/04/28	150,000,000	2010/11/30
66334	Deutsche Bank AG	HSCEI R Bear CBBC Apr 2011 D	0.300	14,000 per 8,000 units	13,600 per 8,000 units	2011/04/28	150,000,000	2010/11/30
66305	Deutsche Bank AG	HSI R Bull CBBC Mar 2011 E	0.250	23,322 per 11,000 units	23,522 per 11,000 units	2011/03/30	300,000,000	2010/11/30
66318	Deutsche Bank AG	HSI R Bull CBBC Mar 2011 Z	0.250	22,722 per 11,000 units	22,922 per 11,000 units	2011/03/30	300,000,000	2010/11/30
66306	Deutsche Bank AG	HSI R Bull CBBC May 2011 U	0.300	22,922 per 11,000 units	23,122 per 11,000 units	2011/05/30	300,000,000	2010/11/30
66319	Deutsche Bank AG	HSI R Bull CBBC Jul 2011 K	0.250	22,622 per 11,000 units	22,822 per 11,000 units	2011/07/28	300,000,000	2010/11/30
66320	Deutsche Bank AG	HSI R Bull CBBC Aug 2011 K	0.270	22,322 per 11,000 units	22,522 per 11,000 units	2011/08/30	300,000,000	2010/11/30

## Newly listed callable bull/bear contracts (continued)

Code	Issuer	Name of issue	Issue prices (HK\$)	Strike price (HKD) / Strike level per 10 units	Call price (HKD) / Call level per 10 units	Expiry date	No. of issue (units)	Listing date
66335	Deutsche Bank AG	HSI R Bull CBBC Aug 2011 L	0.330	20,222 per 11,000 units	20,422 per 11,000 units	2011/08/30	300,000,000	2010/11/30
66336	Deutsche Bank AG	HSI R Bull CBBC Aug 2011 M	0.400	19,422 per 11,000 units	19,622 per 11,000 units	2011/08/30	300,000,000	2010/11/30
66337	Deutsche Bank AG	HSI R Bear CBBC Apr 2011 U	0.250	23,122 per 11,000 units	22,922 per 11,000 units	2011/04/28	300,000,000	2010/11/30
66322	Deutsche Bank AG	HSI R Bear CBBC Jun 2011 L	0.250	23,322 per 11,000 units	23,122 per 11,000 units	2011/06/29	300,000,000	2010/11/30
66323	Deutsche Bank AG	HSI R Bear CBBC Jul 2011 L	0.250	23,722 per 11,000 units	23,522 per 11,000 units	2011/07/28	300,000,000	2010/11/30
66303	HK Bank	ICBC R Bull CBBC Jun 2011 A	0.250	5.380	5.680	2011/06/15	100,000,000	2010/11/30
66304	HK Bank	ICBC R Bear CBBC May 2011 A	0.250	7.180	6.880	2011/05/23	100,000,000	2010/11/30
66339	J P Morgan SP BV	HSI R Bear CBBC Mar 2011 F	0.250	23,500 per 8,000 units	23,000 per 8,000 units	2011/03/30	200,000,000	2010/11/30
66340	J P Morgan SP BV	HSI R Bear CBBC Mar 2011 G	0.250	23,700 per 15,000 units	23,200 per 15,000 units	2011/03/30	200,000,000	2010/11/30
66329	KBC Fin Products Int'l Ltd.	HSI R Bear CBBC Mar 2011 J	0.250	23,400 per 8,000 units	22,900 per 8,000 units	2011/03/30	128,000,000	2010/11/30
66330	KBC Fin Products Int'l Ltd.	HSI R Bear CBBC Mar 2011 P	0.250	24,100 per 10,000 units	23,600 per 10,000 units	2011/03/30	128,000,000	2010/11/30
66331	KBC Fin Products Int'l Ltd.	HSI R Bear CBBC Apr 2011 V	0.250	23,500 per 12,000 units	23,000 per 12,000 units	2011/04/28	128,000,000	2010/11/30
66332	KBC Fin Products Int'l Ltd.	HSI R Bear CBBC Apr 2011 W	0.250	23,700 per 10,000 units	23,200 per 10,000 units	2011/04/28	128,000,000	2010/11/30
66342	UBS AG	A50 China R Bear CBBC Apr 2011 B	0.250	13.900	13.500	2011/04/04	100,000,000	2010/11/30
66341	UBS AG	HSBC R Bear CBBC Apr 2011 D	0.250	90 per 100 units	85 per 100 units	2011/04/11	100,000,000	2010/11/30
66316	UBS AG	HSI R Bull CBBC Mar 2011 Q	0.250	22,400 per 12,000 units	22,900 per 12,000 units	2011/03/30	200,000,000	2010/11/30
66314	UBS AG	HSI R Bull CBBC Apr 2011 L	0.250	22,600 per 15,000 units	23,100 per 15,000 units	2011/04/28	200,000,000	2010/11/30
66345	UBS AG	HSI R Bear CBBC Mar 2011 K	0.250	25,100 per 10,000 units	24,600 per 10,000 units	2011/03/30	200,000,000	2010/11/30
66344	UBS AG	HSI R Bear CBBC Mar 2011 M	0.250	23,600 per 10,000 units	23,100 per 10,000 units	2011/03/30	200,000,000	2010/11/30
66346	UBS AG	HSI R Bear CBBC May 2011 O	0.250	23,400 per 15,000 units	22,900 per 15,000 units	2011/05/30	200,000,000	2010/11/30
66347	UBS AG	HSI R Bear CBBC Jun 2011 A	0.250	24,300 per 38,000 units	23,800 per 38,000 units	2011/06/29	300,000,000	2010/11/30
64549 <sup>#</sup>	Credit Suisse AG	HSI R Bull CBBC Feb 2011 V	0.099	22,100 per 10,000 units	22,588 per 10,000 units	2011/02/25	300,000,000	2010/11/30
66376	BNP Paribas Arbit Issu B.V.	HSI R Bull CBBC Oct 2011 S	0.250	21,200 per 10,000 units	21,400 per 10,000 units	2011/10/28	200,000,000	2010/12/01
66377	BNP Paribas Arbit Issu B.V.	HSI R Bull CBBC Oct 2011 T	0.250	21,400 per 10,000 units	21,600 per 10,000 units	2011/10/28	200,000,000	2010/12/01
66378	BNP Paribas Arbit Issu B.V.	HSI R Bear CBBC Mar 2011 F	0.250	23,900 per 10,000 units	23,700 per 10,000 units	2011/03/30	200,000,000	2010/12/01
66370	Credit Suisse AG	HSI R Bull CBBC May 2011 W	0.250	22,500 per 15,000 units	23,000 per 15,000 units	2011/05/30	390,000,000	2010/12/01
66365	Credit Suisse AG	HSI R Bear CBBC Apr 2011 X	0.250	23,500 per 13,000 units	23,000 per 13,000 units	2011/04/28	390,000,000	2010/12/01
66373	Deutsche Bank AG	HSI R Bull CBBC Apr 2011 K	0.250	22,822 per 11,000 units	23,022 per 11,000 units	2011/04/28	300,000,000	2010/12/01
66363	Deutsche Bank AG	HSI R Bear CBBC Apr 2011 L	0.250	23,222 per 11,000 units	23,022 per 11,000 units	2011/04/28	300,000,000	2010/12/01
66358	HK Bank	A50 R Bear CBBC Jul 2011 A	0.250	14.500	14.180	2011/07/12	100,000,000	2010/12/01
66359	HK Bank	HSI R Bear CBBC May 2011 D	0.250	23,800 per 10,000 units	23,300 per 10,000 units	2011/05/30	100,000,000	2010/12/01
66360	HK Bank	HSI R Bear CBBC May 2011 E	0.250	24,318 per 12,000 units	23,818 per 12,000 units	2011/05/30	100,000,000	2010/12/01
66361	HK Bank	HSI R Bear CBBC Jun 2011 L	0.250	24,700 per 15,000 units	24,200 per 15,000 units	2011/06/29	100,000,000	2010/12/01
66367	J P Morgan SP BV	HSI R Bull CBBC Mar 2011 H	0.250	22,500 per 8,000 units	23,000 per 8,000 units	2011/03/30	200,000,000	2010/12/01
66348	SGA Societe Generale Acceptance N.V.	CMob R Bull CBBC May11E	0.250	67 per 100 units	70 per 100 units	2011/05/30	300,000,000	2010/12/01
66349	SGA Societe Generale Acceptance N.V.	A50 R Bull CBBC May11A	0.250	11.100	11.500	2011/05/30	150,000,000	2010/12/01
66356	SGA Societe Generale Acceptance N.V.	A50 R Bear CBBC May11B	0.250	14.900	14.500	2011/05/30	150,000,000	2010/12/01
66357	SGA Societe Generale Acceptance N.V.	A50 R Bear CBBC May11C	0.250	14.400	14.000	2011/05/30	150,000,000	2010/12/01
66369	SGA Societe Generale Acceptance N.V.	HSI R Bull CBBC Mar11Q	0.250	22,500 per 12,000 units	23,000 per 12,000 units	2011/03/30	500,000,000	2010/12/01
66368	SGA Societe Generale Acceptance N.V.	HSI R Bull CBBC Mar11R	0.250	22,400 per 15,000 units	22,900 per 15,000 units	2011/03/30	700,000,000	2010/12/01
66355	SGA Societe Generale Acceptance N.V.	HSI R Bear CBBC Mar11S	0.250	23,700 per 12,000 units	23,200 per 12,000 units	2011/03/30	500,000,000	2010/12/01
66354	SGA Societe Generale Acceptance N.V.	HSI R Bear CBBC Mar11T	0.250	23,600 per 15,000 units	23,100 per 15,000 units	2011/03/30	700,000,000	2010/12/01
66352	SGA Societe Generale Acceptance N.V.	HSI R Bear CBBC Mar11U	0.250	23,500 per 10,000 units	23,000 per 10,000 units	2011/03/30	500,000,000	2010/12/01

## Newly listed callable bull/bear contracts (continued)

Code	Issuer	Name of issue	Issue prices (HK\$)	Strike price (HKD) / Strike level per 10 units	Call price (HKD) / Call level per 10 units	Expiry date	No. of issue (units)	Listing date
66350	SGA Societe Generale Acceptance N.V.	HSI R Bear CBBC Mar11V	0.250	23,400 per 12,000 units	22,900 per 12,000 units	2011/03/30	500,000,000	2010/12/01
66374	UBS AG	CNOOC R Bull CBBC Apr 2011 A	0.260	14.580	15.380	2011/04/11	100,000,000	2010/12/01
66362	UBS AG	HSI R Bear CBBC Mar 2011 E	0.250	23,500 per 12,000 units	23,000 per 12,000 units	2011/03/30	200,000,000	2010/12/01
66375	UBS AG	HSI R Bear CBBC May 2011 P	0.250	23,700 per 15,000 units	23,200 per 15,000 units	2011/05/30	200,000,000	2010/12/01
64039 <sup>†</sup>	Credit Suisse AG	HSI R Bull CBBC Jan 2011 D	0.148	20,700 per 15,000 units	21,200 per 15,000 units	2011/01/28	390,000,000	2010/12/01
66388	Credit Suisse AG	HSI R Bull CBBC Jun 2011 M	0.250	22,400 per 10,000 units	22,888 per 10,000 units	2011/06/29	300,000,000	2010/12/02
66387	Credit Suisse AG	HSI R Bear CBBC Mar 2011 H	0.250	23,700 per 15,000 units	23,200 per 15,000 units	2011/03/30	390,000,000	2010/12/02
66396	Deutsche Bank AG	HSI R Bull CBBC May 2011 W	0.250	23,022 per 11,000 units	23,222 per 11,000 units	2011/05/30	300,000,000	2010/12/02
66379	Deutsche Bank AG	HSI R Bull CBBC Jun 2011 M	0.330	20,822 per 11,000 units	21,022 per 11,000 units	2011/06/29	300,000,000	2010/12/02
66380	Deutsche Bank AG	HSI R Bull CBBC Jun 2011 N	0.250	21,822 per 11,000 units	22,022 per 11,000 units	2011/06/29	300,000,000	2010/12/02
66381	Deutsche Bank AG	HSI R Bear CBBC May 2011 V	0.340	25,222 per 11,000 units	25,022 per 11,000 units	2011/05/30	300,000,000	2010/12/02
66385	Deutsche Bank AG	HSI R Bear CBBC Jun 2011 O	0.250	25,250 per 40,000 units	24,750 per 40,000 units	2011/06/29	300,000,000	2010/12/02
66389	J P Morgan SP BV	HSI R Bull CBBC Mar 2011 I	0.250	22,700 per 15,000 units	23,200 per 15,000 units	2011/03/30	200,000,000	2010/12/02
66391	SGA Societe Generale Acceptance N.V.	HSI R Bull CBBC Mar11O	0.250	22,700 per 15,000 units	23,200 per 15,000 units	2011/03/30	700,000,000	2010/12/02
66390	SGA Societe Generale Acceptance N.V.	HSI R Bull CBBC Mar11P	0.250	22,600 per 10,000 units	23,100 per 10,000 units	2011/03/30	500,000,000	2010/12/02
66392	UBS AG	HSI R Bull CBBC Mar 2011 D	0.250	22,500 per 10,000 units	23,000 per 10,000 units	2011/03/30	200,000,000	2010/12/02
66397	UBS AG	HSI R Bull CBBC May 2011 Q	0.250	22,700 per 12,000 units	23,200 per 12,000 units	2011/05/30	200,000,000	2010/12/02
66398	Credit Suisse AG	HSI R Bull CBBC Mar 2011 Z	0.250	22,300 per 13,000 units	22,800 per 13,000 units	2011/03/30	390,000,000	2010/12/03
66403	Deutsche Bank AG	HSI R Bear CBBC May 2011 X	0.250	23,422 per 11,000 units	23,222 per 11,000 units	2011/05/30	300,000,000	2010/12/03
66404	J P Morgan SP BV	HSI R Bull CBBC Mar 2011 J	0.250	22,300 per 15,000 units	22,800 per 15,000 units	2011/03/30	200,000,000	2010/12/03
66400	KBC Fin Products Int'l Ltd.	HSI R Bull CBBC Apr 2011 X	0.250	22,300 per 10,000 units	22,800 per 10,000 units	2011/04/28	128,000,000	2010/12/03
66405	RB of Scotland N.V.	HSI R Bull CBBC Mar 2011 J	0.250	21,700 per 13,000 units	22,200 per 13,000 units	2011/03/30	250,000,000	2010/12/03
66406	RB of Scotland N.V.	HSI R Bear CBBC Mar 2011 K	0.250	23,700 per 13,000 units	23,200 per 13,000 units	2011/03/30	250,000,000	2010/12/03
66407	RB of Scotland N.V.	HSI R Bear CBBC Mar 2011 L	0.251	24,000 per 10,000 units	23,500 per 10,000 units	2011/03/30	250,000,000	2010/12/03
66411	RB of Scotland N.V.	HSI R Bear CBBC Mar 2011 M	0.250	24,300 per 13,000 units	23,800 per 13,000 units	2011/03/30	250,000,000	2010/12/03
66412	RB of Scotland N.V.	HSI R Bear CBBC Mar 2011 N	0.251	24,600 per 10,000 units	24,100 per 10,000 units	2011/03/30	250,000,000	2010/12/03
66413	RB of Scotland N.V.	HSI R Bear CBBC Mar 2011 O	0.250	24,900 per 13,000 units	24,400 per 13,000 units	2011/03/30	250,000,000	2010/12/03
66399	UBS AG	HSI R Bull CBBC Apr 2011 D	0.250	22,300 per 15,000 units	22,800 per 15,000 units	2011/04/28	200,000,000	2010/12/03
66429	BNP Paribas Arbit Issu B.V.	HSI R Bear CBBC Mar 2011 G	0.250	23,600 per 10,000 units	23,400 per 10,000 units	2011/03/30	200,000,000	2010/12/06
66430	BNP Paribas Arbit Issu B.V.	HSI R Bear CBBC Mar 2011 H	0.250	23,700 per 10,000 units	23,500 per 10,000 units	2011/03/30	200,000,000	2010/12/06
66433	Credit Suisse AG	HSI R Bull CBBC Jun 2011 N	0.250	22,600 per 13,000 units	23,100 per 13,000 units	2011/06/29	390,000,000	2010/12/06
66427	Credit Suisse AG	HSI R Bear CBBC Mar 2011 J	0.250	23,400 per 10,000 units	22,918 per 10,000 units	2011/03/30	300,000,000	2010/12/06
66436	Deutsche Bank AG	HSI R Bear CBBC Mar 2011 Q	0.340	25,022 per 11,000 units	24,822 per 11,000 units	2011/03/30	300,000,000	2010/12/06
66435	Deutsche Bank AG	HSI R Bear CBBC Mar 2011 S	0.280	24,322 per 11,000 units	24,122 per 11,000 units	2011/03/30	300,000,000	2010/12/06
66434	Deutsche Bank AG	HSI R Bear CBBC Mar 2011 U	0.250	24,022 per 11,000 units	23,822 per 11,000 units	2011/03/30	300,000,000	2010/12/06
66431	KBC Fin Products Int'l Ltd.	HSI R Bear CBBC Apr 2011 Y	0.250	24,700 per 15,000 units	24,200 per 15,000 units	2011/04/28	158,000,000	2010/12/06
66424	RB of Scotland N.V.	DJIA R Bear CBBC Mar 2011 H	0.250	11,750 per 30,000 units	11,350 per 30,000 units	2011/03/18	80,000,000	2010/12/06
66426	RB of Scotland N.V.	DJIA R Bear CBBC Mar 2011 I	0.251	12,150 per 60,000 units	11,750 per 60,000 units	2011/03/18	80,000,000	2010/12/06
66414	SGA Societe Generale Acceptance N.V.	CK(H) R Bull CBBC May11E	0.260	89 per 100 units	95 per 100 units	2011/05/30	100,000,000	2010/12/06
66415	SGA Societe Generale Acceptance N.V.	CK(H) R Bull CBBC May11F	0.250	99 per 100 units	105 per 100 units	2011/05/30	100,000,000	2010/12/06
66416	SGA Societe Generale Acceptance N.V.	CLife R Bear CBBC May11D	0.390	37.000	36.000	2011/05/30	100,000,000	2010/12/06
66417	SGA Societe Generale Acceptance N.V.	CLife R Bear CBBC May11E	0.500	38.000	37.000	2011/05/30	100,000,000	2010/12/06
66418	SGA Societe Generale Acceptance N.V.	HSBC R Bull CBBC May11D	0.250	61 per 100 units	65 per 100 units	2011/05/30	300,000,000	2010/12/06

## Newly listed callable bull/bear contracts (continued)

Code	Issuer	Name of issue	Issue prices (HK\$)	Strike price (HKD) / Strike level per 10 units	Call price (HKD) / Call level per 10 units	Expiry date	No. of issue (units)	Listing date
66419	SGA Societe Generale Acceptance N.V.	HSBC R Bull CBBC May11E	0.250	66 per 100 units	70 per 100 units	2011/05/30	300,000,000	2010/12/06
66423	SGA Societe Generale Acceptance N.V.	HSI R Bull CBBC Mar11N	0.250	22,300 per 10,000 units	22,800 per 10,000 units	2011/03/30	500,000,000	2010/12/06
66421	SGA Societe Generale Acceptance N.V.	SHK P R Bull CBBC May11E	0.300	98 per 100 units	105 per 100 units	2011/05/30	100,000,000	2010/12/06
66422	SGA Societe Generale Acceptance N.V.	SHK P R Bull CBBC May11F	0.250	108 per 100 units	115 per 100 units	2011/05/30	100,000,000	2010/12/06
66432	UBS AG	HSCEI R Bear CBBC Apr 2011 C	0.250	13,900 per 12,000 units	13,500 per 12,000 units	2011/04/28	100,000,000	2010/12/06
64380*	Credit Suisse AG	HSI R Bull CBBC Feb 2011 R	0.105	21,900 per 10,000 units	22,388 per 10,000 units	2011/02/25	300,000,000	2010/12/06
66441	Credit Suisse AG	HSI R Bear CBBC Mar 2011 O	0.250	23,600 per 10,000 units	23,118 per 10,000 units	2011/03/30	300,000,000	2010/12/07
66450	Deutsche Bank AG	China Life R Bear CBBC May 2011 C	0.430	36.680	35.680	2011/05/30	100,000,000	2010/12/07
66452	Deutsche Bank AG	HKEx R Bear CBBC May 2011 A	0.270	198.88 per 100 units	192.88 per 100 units	2011/05/30	100,000,000	2010/12/07
66443	Deutsche Bank AG	HSI R Bull CBBC Mar 2011 W	0.250	21,922 per 11,000 units	22,122 per 11,000 units	2011/03/30	300,000,000	2010/12/07
66439	Deutsche Bank AG	HSI R Bull CBBC Mar 2011 X	0.250	22,922 per 11,000 units	23,122 per 11,000 units	2011/03/30	300,000,000	2010/12/07
66440	Deutsche Bank AG	HSI R Bull CBBC May 2011 Y	0.280	22,722 per 11,000 units	22,922 per 11,000 units	2011/05/30	300,000,000	2010/12/07
66444	Deutsche Bank AG	HSI R Bull CBBC May 2011 Z	0.300	21,622 per 11,000 units	21,822 per 11,000 units	2011/05/30	300,000,000	2010/12/07
66445	Deutsche Bank AG	HSI R Bear CBBC Mar 2011 H	0.250	23,122 per 11,000 units	22,922 per 11,000 units	2011/03/30	300,000,000	2010/12/07
66446	Deutsche Bank AG	HSI R Bear CBBC Apr 2011 T	0.270	23,322 per 11,000 units	23,122 per 11,000 units	2011/04/28	300,000,000	2010/12/07
66449	KBC Fin Products Int'l Ltd.	HSI R Bull CBBC May 2011 H	0.250	20,500 per 15,000 units	21,000 per 15,000 units	2011/05/30	158,000,000	2010/12/07
66447	KBC Fin Products Int'l Ltd.	HSI R Bear CBBC Apr 2011 Z	0.250	23,500 per 12,000 units	23,000 per 12,000 units	2011/04/28	128,000,000	2010/12/07
66454	RB of Scotland N.V.	HSI R Bull CBBC Mar 2011 P	0.250	20,800 per 13,000 units	21,300 per 13,000 units	2011/03/30	250,000,000	2010/12/07
66455	RB of Scotland N.V.	HSI R Bull CBBC Mar 2011 Q	0.251	21,200 per 13,000 units	21,700 per 13,000 units	2011/03/30	250,000,000	2010/12/07
66453	UBS AG	China Mobile R Bull CBBC Apr 2011 B	0.250	61.88 per 100 units	64.88 per 100 units	2011/04/11	100,000,000	2010/12/07
66438	UBS AG	HSI R Bull CBBC Apr 2011 K	0.250	22,700 per 15,000 units	23,100 per 15,000 units	2011/04/28	200,000,000	2010/12/07
66448	UBS AG	HSI R Bear CBBC Mar 2011 Q	0.250	23,500 per 10,000 units	23,100 per 10,000 units	2011/03/30	200,000,000	2010/12/07
65934*	UBS AG	HSI R Bear CBBC Apr 2011 H	0.120	25,200 per 15,000 units	24,700 per 15,000 units	2011/04/28	200,000,000	2010/12/07
66472	Credit Suisse AG	A50 China R Bull CBBC Mar 2011 G	0.250	12.600	13.000	2011/03/21	100,000,000	2010/12/08
66471	Credit Suisse AG	HSI R Bull CBBC May 2011 X	0.250	22,700 per 10,000 units	23,188 per 10,000 units	2011/05/30	300,000,000	2010/12/08
66470	Credit Suisse AG	HSI R Bear CBBC Mar 2011 X	0.250	23,800 per 13,000 units	23,300 per 13,000 units	2011/03/30	390,000,000	2010/12/08
66481	Deutsche Bank AG	HSI R Bull CBBC Apr 2011 F	0.250	22,822 per 11,000 units	23,022 per 11,000 units	2011/04/28	300,000,000	2010/12/08
66464	Deutsche Bank AG	HSI R Bear CBBC Apr 2011 G	0.250	23,522 per 16,000 units	23,322 per 16,000 units	2011/04/28	300,000,000	2010/12/08
66463	Deutsche Bank AG	HSI R Bear CBBC Apr 2011 R	0.250	23,222 per 11,000 units	23,022 per 11,000 units	2011/04/28	300,000,000	2010/12/08
66459	Deutsche Bank AG	HSI R Bear CBBC Sep 2011 F	0.250	24,450 per 20,000 units	23,950 per 20,000 units	2011/09/29	300,000,000	2010/12/08
66474	J P Morgan SP BV	HSI R Bull CBBC Mar 2011 K	0.250	22,500 per 8,000 units	23,000 per 8,000 units	2011/03/30	200,000,000	2010/12/08
66475	KBC Fin Products Int'l Ltd.	Ch Mobile R Bull CBBC May 11A	0.250	68.88 per 100 units	72.88 per 100 units	2011/05/06	108,000,000	2010/12/08
66476	KBC Fin Products Int'l Ltd.	Ch Mobile R Bull CBBC Jun 11A	0.250	64.88 per 100 units	68.88 per 100 units	2011/06/03	108,000,000	2010/12/08
66479	KBC Fin Products Int'l Ltd.	Ch Mobile R Bear CBBC May 11B	0.250	90.88 per 100 units	86.88 per 100 units	2011/05/06	80,000,000	2010/12/08
66480	KBC Fin Products Int'l Ltd.	Ch Mobile R Bear CBBC Jun 11B	0.250	94.88 per 100 units	90.88 per 100 units	2011/06/03	80,000,000	2010/12/08
66477	KBC Fin Products Int'l Ltd.	HSI R Bear CBBC Mar 2011 T	0.250	23,800 per 8,000 units	23,300 per 8,000 units	2011/03/30	128,000,000	2010/12/08
66458	SGA Societe Generale Acceptance N.V.	HSI R Bull CBBC Mar11M	0.250	22,400 per 15,000 units	22,900 per 15,000 units	2011/03/30	700,000,000	2010/12/08
66462	UBS AG	HSI R Bull CBBC May 2011 R	0.250	22,500 per 12,000 units	22,900 per 12,000 units	2011/05/30	200,000,000	2010/12/08
66460	UBS AG	HSI R Bear CBBC Mar 2011 M	0.250	23,700 per 12,000 units	23,300 per 12,000 units	2011/03/30	200,000,000	2010/12/08
66461	UBS AG	HSI R Bear CBBC Apr 2011 L	0.250	23,400 per 12,000 units	23,000 per 12,000 units	2011/04/28	200,000,000	2010/12/08
66503	BNP Paribas Arbit Issu B.V.	HSI R Bull CBBC Dec 2011 D	0.250	22,700 per 10,000 units	22,900 per 10,000 units	2011/12/29	200,000,000	2010/12/09
66493	Credit Suisse AG	HKEx R Bull CBBC Mar 2011 I	0.250	174 per 100 units	180 per 100 units	2011/03/21	100,000,000	2010/12/09
66484	Credit Suisse AG	HSI R Bull CBBC May 2011 Y	0.250	22,500 per 15,000 units	23,000 per 15,000 units	2011/05/30	390,000,000	2010/12/09

## Newly listed callable bull/bear contracts (continued)

Code	Issuer	Name of issue	Issue prices (HK\$)	Strike price (HKD) / Strike level per 10 units	Call price (HKD) / Call level per 10 units	Expiry date	No. of issue (units)	Listing date
66495	Credit Suisse AG	HSI R Bull CBBC May 2011 Z	0.250	22,900 per 13,000 units	23,400 per 13,000 units	2011/05/30	390,000,000	2010/12/09
66483	Credit Suisse AG	HSI R Bear CBBC Apr 2011 W	0.250	23,900 per 10,000 units	23,418 per 10,000 units	2011/04/28	300,000,000	2010/12/09
66494	Credit Suisse AG	TCH R Bull CBBC Mar 2011 J	0.250	162 per 100 units	170 per 100 units	2011/03/21	100,000,000	2010/12/09
66489	Deutsche Bank AG	HSI R Bull CBBC Mar 2011 I	0.250	23,122 per 11,000 units	23,322 per 11,000 units	2011/03/30	300,000,000	2010/12/09
66501	Deutsche Bank AG	HSI R Bull CBBC Apr 2011 Q	0.250	23,222 per 16,000 units	23,422 per 16,000 units	2011/04/28	300,000,000	2010/12/09
66486	Deutsche Bank AG	HSI R Bear CBBC Mar 2011 M	0.250	23,622 per 11,000 units	23,422 per 11,000 units	2011/03/30	300,000,000	2010/12/09
66505	Deutsche Bank AG	HSI R Bear CBBC Apr 2011 N	0.270	23,722 per 11,000 units	23,522 per 11,000 units	2011/04/28	300,000,000	2010/12/09
66502	J P Morgan SP BV	HSI R Bull CBBC Mar 2011 L	0.250	22,900 per 12,000 units	23,400 per 12,000 units	2011/03/30	200,000,000	2010/12/09
66500	KBC Fin Products Int'l Ltd.	HSI R Bull CBBC Mar 2011 S	0.250	22,500 per 12,000 units	23,000 per 12,000 units	2011/03/30	128,000,000	2010/12/09
66487	RB of Scotland N.V.	DJIA R Bull CBBC Jun 2011 A	0.250	10,100 per 78,000 units	10,500 per 78,000 units	2011/06/17	80,000,000	2010/12/09
66491	SGA Societe Generale Acceptance N.V.	HSI R Bull CBBC Mar11K	0.250	22,900 per 10,000 units	23,400 per 10,000 units	2011/03/30	500,000,000	2010/12/09
66490	SGA Societe Generale Acceptance N.V.	HSI R Bull CBBC Mar11L	0.250	22,800 per 12,000 units	23,300 per 12,000 units	2011/03/30	500,000,000	2010/12/09
66492	SGA Societe Generale Acceptance N.V.	HSI R Bear CBBC Mar11J	0.250	24,000 per 12,000 units	23,500 per 12,000 units	2011/03/30	500,000,000	2010/12/09
66496	UBS AG	A50 China R Bull CBBC Mar 2011 F	0.250	12.600	13.000	2011/03/14	100,000,000	2010/12/09
66499	UBS AG	HSI R Bull CBBC May 2011 S	0.250	23,000 per 15,000 units	23,400 per 15,000 units	2011/05/30	200,000,000	2010/12/09
66485	UBS AG	HSI R Bear CBBC Mar 2011 E	0.250	23,800 per 10,000 units	23,400 per 10,000 units	2011/03/30	200,000,000	2010/12/09
66508	Credit Suisse AG	HSI R Bull CBBC Jun 2011 O	0.250	22,900 per 15,000 units	23,300 per 15,000 units	2011/06/29	390,000,000	2010/12/10
66509	Credit Suisse AG	HSI R Bear CBBC Mar 2011 V	0.250	23,900 per 15,000 units	23,500 per 15,000 units	2011/03/30	390,000,000	2010/12/10
66519	J P Morgan SP BV	HSI R Bear CBBC Mar 2011 M	0.250	24,000 per 10,000 units	23,500 per 10,000 units	2011/03/30	200,000,000	2010/12/10
66516	KBC Fin Products Int'l Ltd.	HSI R Bear CBBC Mar 2011 G	0.250	24,000 per 12,000 units	23,500 per 12,000 units	2011/03/30	128,000,000	2010/12/10
66518	KBC Fin Products Int'l Ltd.	HSI R Bear CBBC Apr 2011 A	0.250	25,400 per 10,000 units	24,900 per 10,000 units	2011/04/28	128,000,000	2010/12/10
66517	KBC Fin Products Int'l Ltd.	HSI R Bear CBBC Apr 2011 G	0.250	24,900 per 12,000 units	24,400 per 12,000 units	2011/04/28	128,000,000	2010/12/10
66511	SGA Societe Generale Acceptance N.V.	HSI R Bear CBBC Mar11H	0.250	24,000 per 10,000 units	23,600 per 10,000 units	2011/03/30	500,000,000	2010/12/10
66512	UBS AG	HSI R Bull CBBC Mar 2011 B	0.250	22,900 per 10,000 units	23,300 per 10,000 units	2011/03/30	200,000,000	2010/12/10
66515	UBS AG	HSI R Bull CBBC Jul 2011 A	0.250	22,400 per 38,000 units	22,800 per 38,000 units	2011/07/28	300,000,000	2010/12/10
66510	UBS AG	HSI R Bear CBBC Apr 2011 M	0.250	23,900 per 15,000 units	23,500 per 15,000 units	2011/04/28	200,000,000	2010/12/10
66041*	UBS AG	HSI R Bear CBBC Apr 2011 G	0.086	24,600 per 15,000 units	24,100 per 15,000 units	2011/04/28	200,000,000	2010/12/10
66520	BNP Paribas Arbit Issu B.V.	HSI R Bull CBBC Oct 2011 U	0.250	22,800 per 10,000 units	23,000 per 10,000 units	2011/10/28	200,000,000	2010/12/13
66523	BNP Paribas Arbit Issu B.V.	HSI R Bull CBBC Oct 2011 V	0.250	22,900 per 10,000 units	23,100 per 10,000 units	2011/10/28	200,000,000	2010/12/13
66527	Credit Suisse AG	HSI R Bear CBBC Apr 2011 U	0.250	24,000 per 13,000 units	23,600 per 13,000 units	2011/04/28	390,000,000	2010/12/13
66532	Deutsche Bank AG	China Mobile R Bull CBBC May 2011 A	0.250	73 per 100 units	75 per 100 units	2011/05/23	100,000,000	2010/12/13
66534	Deutsche Bank AG	China Mobile R Bull CBBC May 2011 B	0.270	70 per 100 units	72 per 100 units	2011/05/24	100,000,000	2010/12/13
66535	Deutsche Bank AG	China Mobile R Bear CBBC May 2011 C	0.270	84 per 100 units	82 per 100 units	2011/05/25	100,000,000	2010/12/13
66528	Deutsche Bank AG	China Life R Bull CBBC Mar 2011 J	0.400	30.500	31.000	2011/03/29	100,000,000	2010/12/13
66530	Deutsche Bank AG	China Life R Bull CBBC Mar 2011 K	0.250	32.000	32.500	2011/03/30	100,000,000	2010/12/13
66531	Deutsche Bank AG	China Life R Bear CBBC Mar 2011 L	0.340	35.500	35.000	2011/03/28	100,000,000	2010/12/13
66536	Deutsche Bank AG	HSBC R Bull CBBC Apr 2011 A	0.250	75.50 per 100 units	78 per 100 units	2011/04/11	100,000,000	2010/12/13
66537	Deutsche Bank AG	HSBC R Bull CBBC Apr 2011 B	0.280	72.50 per 100 units	75 per 100 units	2011/04/12	100,000,000	2010/12/13
66538	Deutsche Bank AG	HSBC R Bear CBBC Apr 2011 C	0.270	87.50 per 100 units	85 per 100 units	2011/04/13	100,000,000	2010/12/13
66541	Deutsche Bank AG	HSI R Bull CBBC May 2011 I	0.250	23,022 per 11,000 units	23,222 per 11,000 units	2011/05/30	300,000,000	2010/12/13
66539	Deutsche Bank AG	HSI R Bear CBBC Aug 2011 N	0.250	25,450 per 20,000 units	24,950 per 20,000 units	2011/08/30	300,000,000	2010/12/13
66547	J P Morgan SP BV	HSI R Bear CBBC Mar 2011 N	0.250	23,800 per 15,000 units	23,300 per 15,000 units	2011/03/30	200,000,000	2010/12/13
66542	RB of Scotland N.V.	HSI R Bull CBBC May 2011 A	0.250	21,000 per 13,000 units	21,500 per 13,000 units	2011/05/30	250,000,000	2010/12/13

## Newly listed callable bull/bear contracts (continued)

Code	Issuer	Name of issue	Issue prices (HK\$)	Strike price (HKD) / Strike level per 10 units	Call price (HKD) / Call level per 10 units	Expiry date	No. of issue (units)	Listing date
66545	RB of Scotland N.V.	HSI R Bull CBBC May 2011 B	0.251	21,400 per 13,000 units	21,900 per 13,000 units	2011/05/30	250,000,000	2010/12/13
66546	RB of Scotland N.V.	HSI R Bull CBBC May 2011 C	0.250	22,100 per 13,000 units	22,600 per 13,000 units	2011/05/30	250,000,000	2010/12/13
66525	SGA Societe Generale Acceptance N.V.	HSI R Bear CBBC Mar11	0.250	23,800 per 10,000 units	23,400 per 10,000 units	2011/03/30	500,000,000	2010/12/13
66540	UBS AG	HSI R Bear CBBC Mar 2011 P	0.250	24,000 per 12,000 units	23,600 per 12,000 units	2011/03/30	200,000,000	2010/12/13
65123*	BNP Paribas Arbit Issu B.V.	HSI R Bull CBBC Oct 2011 F	0.064	22,500 per 10,000 units	22,700 per 10,000 units	2011/10/28	160,000,000	2010/12/13
65306*	Deutsche Bank AG	HSI R Bull CBBC Apr 2011 M	0.059	22,422 per 11,000 units	22,622 per 11,000 units	2011/04/28	200,000,000	2010/12/13
66554	Credit Suisse AG	HSBC R Bull CBBC Mar 2011 C	0.250	74 per 100 units	78 per 100 units	2011/03/21	100,000,000	2010/12/14
66555	Credit Suisse AG	HSBC R Bull CBBC Apr 2011 B	0.250	69 per 100 units	73 per 100 units	2011/04/26	100,000,000	2010/12/14
66549	Deutsche Bank AG	HSI R Bull CBBC Apr 2011 A	0.250	22,922 per 11,000 units	23,122 per 11,000 units	2011/04/28	300,000,000	2010/12/14
66553	KBC Fin Products Int'l Ltd.	HSI R Bull CBBC Mar 2011 X	0.250	22,900 per 10,000 units	23,400 per 10,000 units	2011/03/30	128,000,000	2010/12/14
66548	RB of Scotland N.V.	DJIA R Bull CBBC Jun 2011 B	0.250	10,250 per 78,000 units	10,650 per 78,000 units	2011/06/17	80,000,000	2010/12/14
66552	RB of Scotland N.V.	DJIA R Bear CBBC Jun 2011 C	0.250	12,000 per 60,000 units	11,600 per 60,000 units	2011/06/17	60,000,000	2010/12/14
66558	RB of Scotland N.V.	HSCEI R Bull CBBC Mar 2011 J	0.251	11,400 per 10,000 units	11,900 per 10,000 units	2011/03/30	250,000,000	2010/12/14
66560	RB of Scotland N.V.	HSCEI R Bull CBBC May 2011 A	0.250	11,000 per 13,000 units	11,500 per 13,000 units	2011/05/30	250,000,000	2010/12/14
66561	RB of Scotland N.V.	HSCEI R Bull CBBC May 2011 B	0.250	11,700 per 10,000 units	12,200 per 10,000 units	2011/05/30	250,000,000	2010/12/14
66562	RB of Scotland N.V.	HSCEI R Bear CBBC Mar 2011 K	0.250	14,100 per 10,000 units	13,600 per 10,000 units	2011/03/30	250,000,000	2010/12/14
66556	RB of Scotland N.V.	HSI R Bull CBBC May 2011 D	0.250	22,250 per 13,000 units	22,750 per 13,000 units	2011/05/30	250,000,000	2010/12/14
66557	RB of Scotland N.V.	HSI R Bull CBBC May 2011 E	0.250	22,450 per 10,000 units	22,950 per 10,000 units	2011/05/30	250,000,000	2010/12/14
66550	UBS AG	HSI R Bull CBBC May 2011 T	0.250	22,800 per 12,000 units	23,200 per 12,000 units	2011/05/30	200,000,000	2010/12/14
66565	BNP Paribas Arbit Issu B.V.	HSI R Bear CBBC Mar 2011 I	0.250	23,800 per 10,000 units	23,600 per 10,000 units	2011/03/30	200,000,000	2010/12/15
66591	BNP Paribas Arbit Issu B.V.	HSI R Bear CBBC Mar 2011 J	0.250	23,500 per 10,000 units	23,300 per 10,000 units	2011/03/30	200,000,000	2010/12/15
66592	BNP Paribas Arbit Issu B.V.	HSI R Bear CBBC Mar 2011 K	0.250	23,600 per 10,000 units	23,400 per 10,000 units	2011/03/30	200,000,000	2010/12/15
66593	BNP Paribas Arbit Issu B.V.	HSI R Bear CBBC Mar 2011 L	0.250	23,700 per 10,000 units	23,500 per 10,000 units	2011/03/30	200,000,000	2010/12/15
66570	Credit Suisse AG	HSI R Bull CBBC May 2011 M	0.250	22,800 per 10,000 units	23,188 per 10,000 units	2011/05/30	300,000,000	2010/12/15
66574	Credit Suisse AG	HSI R Bear CBBC Mar 2011 Y	0.250	23,500 per 10,000 units	23,118 per 10,000 units	2011/03/30	300,000,000	2010/12/15
66569	Deutsche Bank AG	HSI R Bull CBBC Apr 2011 U	0.250	22,822 per 11,000 units	23,022 per 11,000 units	2011/04/28	300,000,000	2010/12/15
66594	Deutsche Bank AG	HSI R Bear CBBC Mar 2011 Y	0.250	23,322 per 11,000 units	23,122 per 11,000 units	2011/03/30	300,000,000	2010/12/15
66595	Deutsche Bank AG	HSI R Bear CBBC Apr 2011 S	0.250	23,522 per 16,000 units	23,322 per 16,000 units	2011/04/28	300,000,000	2010/12/15
66578	J P Morgan SP BV	HSI R Bull CBBC Mar 2011 O	0.250	22,500 per 8,000 units	23,000 per 8,000 units	2011/03/30	200,000,000	2010/12/15
66582	J P Morgan SP BV	HSI R Bear CBBC Mar 2011 P	0.250	23,600 per 12,000 units	23,100 per 12,000 units	2011/03/30	200,000,000	2010/12/15
66581	RB of Scotland N.V.	A50 China R Bull CBBC Apr 2011 A	0.250	10.980	11.480	2011/04/11	80,000,000	2010/12/15
66583	RB of Scotland N.V.	A50 China R Bull CBBC Apr 2011 B	0.250	11.380	11.880	2011/04/11	80,000,000	2010/12/15
66586	RB of Scotland N.V.	A50 China R Bull CBBC Apr 2011 C	0.250	11.880	12.380	2011/04/11	80,000,000	2010/12/15
66589	RB of Scotland N.V.	A50 China R Bear CBBC Apr 2011 D	0.250	14.980	14.480	2011/04/11	80,000,000	2010/12/15
66590	RB of Scotland N.V.	A50 China R Bear CBBC Apr 2011 E	0.279	15.780	15.280	2011/04/11	80,000,000	2010/12/15
66568	SGA Societe Generale Acceptance N.V.	HSI R Bull CBBC Mar11E	0.250	22,600 per 12,000 units	23,000 per 12,000 units	2011/03/30	500,000,000	2010/12/15
66564	SGA Societe Generale Acceptance N.V.	HSI R Bull CBBC Mar11W	0.250	22,800 per 10,000 units	23,200 per 10,000 units	2011/03/30	500,000,000	2010/12/15
66572	SGA Societe Generale Acceptance N.V.	HSI R Bear CBBC Mar11X	0.250	23,700 per 12,000 units	23,300 per 12,000 units	2011/03/30	500,000,000	2010/12/15
66573	UBS AG	HSI R Bull CBBC Apr 2011 W	0.250	22,700 per 15,000 units	23,100 per 15,000 units	2011/04/28	200,000,000	2010/12/15
66579	UBS AG	HSI R Bear CBBC Mar 2011 Q	0.250	23,500 per 10,000 units	23,100 per 10,000 units	2011/03/30	200,000,000	2010/12/15
66610	Credit Suisse AG	China Mobile R Bull CBBC Apr 2011 A	0.250	65 per 100 units	68 per 100 units	2011/04/18	100,000,000	2010/12/16
66612	Credit Suisse AG	A50 China R Bull CBBC Mar 2011 H	0.250	11.900	12.300	2011/03/28	100,000,000	2010/12/16
66613	Credit Suisse AG	A50 China R Bull CBBC Apr 2011 C	0.250	11.400	11.800	2011/04/26	100,000,000	2010/12/16



## Newly listed callable bull/bear contracts (continued)

Code	Issuer	Name of issue	Issue prices (HK\$)	Strike price (HKD) / Strike level per 10 units	Call price (HKD) / Call level per 10 units	Expiry date	No. of issue (units)	Listing date
66614	Credit Suisse AG	A50 China R Bull CBBC May 2011 A	0.250	10.900	11.300	2011/05/23	100,000,000	2010/12/16
66603	Credit Suisse AG	HKEx R Bull CBBC Mar 2011 J	0.250	167 per 100 units	173 per 100 units	2011/03/28	100,000,000	2010/12/16
66604	Credit Suisse AG	HKEx R Bull CBBC Apr 2011 A	0.260	157 per 100 units	163 per 100 units	2011/04/26	100,000,000	2010/12/16
66605	Credit Suisse AG	HKEx R Bull CBBC May 2011 A	0.360	147 per 100 units	153 per 100 units	2011/05/23	100,000,000	2010/12/16
66599	Credit Suisse AG	HSBC R Bull CBBC May 2011 A	0.250	64 per 100 units	68 per 100 units	2011/05/30	100,000,000	2010/12/16
66616	Credit Suisse AG	HSBC R Bear CBBC May 2011 B	0.250	99 per 100 units	95 per 100 units	2011/05/09	100,000,000	2010/12/16
66620	Credit Suisse AG	HSI R Bull CBBC Mar 2011 U	0.250	22,800 per 12,000 units	23,000 per 12,000 units	2011/03/30	180,000,000	2010/12/16
66621	Credit Suisse AG	HSI R Bull CBBC Apr 2011 S	0.250	22,200 per 12,000 units	22,400 per 12,000 units	2011/04/28	180,000,000	2010/12/16
66622	Credit Suisse AG	HSI R Bull CBBC Apr 2011 T	0.250	22,500 per 12,000 units	22,700 per 12,000 units	2011/04/28	180,000,000	2010/12/16
66615	Credit Suisse AG	HSI R Bull CBBC Jun 2011 P	0.250	22,700 per 13,000 units	23,100 per 13,000 units	2011/06/29	390,000,000	2010/12/16
66598	Credit Suisse AG	HSI R Bear CBBC Mar 2011 H	0.250	23,400 per 12,000 units	23,200 per 12,000 units	2011/03/30	180,000,000	2010/12/16
66626	Credit Suisse AG	HSI R Bear CBBC Mar 2011 J	0.250	23,700 per 12,000 units	23,500 per 12,000 units	2011/03/30	180,000,000	2010/12/16
66628	Credit Suisse AG	HSI R Bear CBBC Mar 2011 O	0.250	24,300 per 12,000 units	24,100 per 12,000 units	2011/03/30	180,000,000	2010/12/16
66632	Credit Suisse AG	HSI R Bear CBBC Apr 2011 R	0.250	24,000 per 12,000 units	23,800 per 12,000 units	2011/04/28	180,000,000	2010/12/16
66600	Credit Suisse AG	Hutchison R Bull CBBC Mar 2011 C	0.250	74 per 100 units	78 per 100 units	2011/03/28	100,000,000	2010/12/16
66601	Credit Suisse AG	Hutchison R Bull CBBC Apr 2011 A	0.250	64 per 100 units	68 per 100 units	2011/04/26	100,000,000	2010/12/16
66606	Credit Suisse AG	TCH R Bull CBBC Apr 2011 A	0.250	157 per 100 units	165 per 100 units	2011/04/18	100,000,000	2010/12/16
66607	Credit Suisse AG	TCH R Bull CBBC May 2011 A	0.310	147 per 100 units	155 per 100 units	2011/05/30	100,000,000	2010/12/16
66623	Deutsche Bank AG	HSI R Bear CBBC May 2011 H	0.250	23,422 per 11,000 units	23,222 per 11,000 units	2011/05/30	300,000,000	2010/12/16
66617	SGA Societe Generale Acceptance N.V.	HSI R Bull CBBC Mar11V	0.250	22,700 per 10,000 units	23,100 per 10,000 units	2011/03/30	500,000,000	2010/12/16
66596	SGA Societe Generale Acceptance N.V.	HSI R Bear CBBC Mar11D	0.250	23,500 per 10,000 units	23,100 per 10,000 units	2011/03/30	500,000,000	2010/12/16
66597	SGA Societe Generale Acceptance N.V.	HSI R Bear CBBC Mar11F	0.250	23,600 per 15,000 units	23,200 per 15,000 units	2011/03/30	700,000,000	2010/12/16
66618	UBS AG	HSI R Bull CBBC Mar 2011 M	0.250	22,600 per 10,000 units	23,000 per 10,000 units	2011/03/30	200,000,000	2010/12/16
66619	UBS AG	HSI R Bear CBBC May 2011 U	0.250	23,600 per 15,000 units	23,200 per 15,000 units	2011/05/30	200,000,000	2010/12/16
66624	Credit Suisse AG	HSI R Bear CBBC Mar 2011 X	0.250	23,700 per 13,000 units	23,300 per 13,000 units	2011/03/30	390,000,000	2010/12/17
66625	Deutsche Bank AG	HSI R Bear CBBC Mar 2011 Z	0.250	23,222 per 11,000 units	23,022 per 11,000 units	2011/03/30	300,000,000	2010/12/17
66644	KBC Fin Products Int'l Ltd.	HSI R Bull CBBC Apr 2011 M	0.250	22,500 per 12,000 units	23,000 per 12,000 units	2011/04/28	128,000,000	2010/12/17
66633	UBS AG	HSI R Bull CBBC Mar 2011 D	0.250	22,700 per 12,000 units	22,900 per 12,000 units	2011/03/30	200,000,000	2010/12/17
66634	UBS AG	HSI R Bull CBBC Apr 2011 L	0.250	22,500 per 10,000 units	22,700 per 10,000 units	2011/04/28	200,000,000	2010/12/17
66635	UBS AG	HSI R Bull CBBC May 2011 V	0.250	22,100 per 12,000 units	22,300 per 12,000 units	2011/05/30	200,000,000	2010/12/17
66636	UBS AG	HSI R Bull CBBC Jun 2011 C	0.250	21,300 per 15,000 units	21,500 per 15,000 units	2011/06/29	200,000,000	2010/12/17
66639	UBS AG	HSI R Bear CBBC Mar 2011 B	0.250	23,500 per 12,000 units	23,300 per 12,000 units	2011/03/30	200,000,000	2010/12/17
66640	UBS AG	HSI R Bear CBBC Apr 2011 K	0.250	23,800 per 12,000 units	23,600 per 12,000 units	2011/04/28	200,000,000	2010/12/17
66641	UBS AG	HSI R Bear CBBC May 2011 W	0.250	24,200 per 10,000 units	24,000 per 10,000 units	2011/05/30	200,000,000	2010/12/17
66642	UBS AG	HSI R Bear CBBC Jun 2011 B	0.250	24,700 per 15,000 units	24,500 per 15,000 units	2011/06/29	200,000,000	2010/12/17
66665	Credit Suisse AG	HSI R Bull CBBC Apr 2011 M	0.250	23,100 per 12,000 units	23,300 per 12,000 units	2011/04/28	180,000,000	2010/12/20
66659	Credit Suisse AG	HSI R Bear CBBC Apr 2011 P	0.250	23,800 per 10,000 units	23,418 per 10,000 units	2011/04/28	300,000,000	2010/12/20
66662	Deutsche Bank AG	HSI R Bear CBBC Mar 2011 E	0.250	23,622 per 11,000 units	23,422 per 11,000 units	2011/03/30	300,000,000	2010/12/20
66658	SGA Societe Generale Acceptance N.V.	HSI R Bull CBBC Mar11A	0.250	22,300 per 12,000 units	22,700 per 12,000 units	2011/03/30	300,000,000	2010/12/20
66656	SGA Societe Generale Acceptance N.V.	HSI R Bull CBBC Mar11B	0.250	22,100 per 12,000 units	22,500 per 12,000 units	2011/03/30	300,000,000	2010/12/20
66657	SGA Societe Generale Acceptance N.V.	HSI R Bull CBBC Mar11G	0.250	22,200 per 10,000 units	22,600 per 10,000 units	2011/03/30	300,000,000	2010/12/20
66654	SGA Societe Generale Acceptance N.V.	HSI R Bull CBBC Mar11Q	0.250	22,000 per 15,000 units	22,400 per 15,000 units	2011/03/30	600,000,000	2010/12/20
66653	SGA Societe Generale Acceptance N.V.	HSI R Bull CBBC Mar11R	0.250	21,900 per 10,000 units	22,300 per 10,000 units	2011/03/30	300,000,000	2010/12/20

## Newly listed callable bull/bear contracts (continued)

Code	Issuer	Name of issue	Issue prices (HK\$)	Strike price (HKD) / Strike level per 10 units	Call price (HKD) / Call level per 10 units	Expiry date	No. of issue (units)	Listing date
66647	SGA Societe Generale Acceptance N.V.	HSI R Bull CBBC Mar11S	0.250	21,800 per 12,000 units	22,200 per 12,000 units	2011/03/30	300,000,000	2010/12/20
66646	SGA Societe Generale Acceptance N.V.	HSI R Bull CBBC Mar11T	0.250	21,700 per 10,000 units	22,100 per 10,000 units	2011/03/30	300,000,000	2010/12/20
66645	SGA Societe Generale Acceptance N.V.	HSI R Bull CBBC Mar11U	0.250	21,600 per 12,000 units	22,000 per 12,000 units	2011/03/30	300,000,000	2010/12/20
66660	SGA Societe Generale Acceptance N.V.	HSI R Bear CBBC Mar11C	0.250	23,800 per 10,000 units	23,400 per 10,000 units	2011/03/30	300,000,000	2010/12/20
66664	UBS AG	HSI R Bull CBBC May 2011 Y	0.250	23,100 per 10,000 units	23,300 per 10,000 units	2011/05/30	200,000,000	2010/12/20
66663	UBS AG	HSI R Bear CBBC May 2011 X	0.250	23,600 per 10,000 units	23,400 per 10,000 units	2011/05/30	200,000,000	2010/12/20
66200 <sup>†</sup>	Deutsche Bank AG	HSI R Bull CBBC Jun 2011 J	0.065	22,222 per 11,000 units	22,422 per 11,000 units	2011/06/29	200,000,000	2010/12/20
66668	BNP Paribas Arbit Issu B.V.	HSI R Bull CBBC Oct 2011 W	0.250	23,000 per 10,000 units	23,200 per 10,000 units	2011/10/28	200,000,000	2010/12/21
66669	BNP Paribas Arbit Issu B.V.	HSI R Bull CBBC Nov 2011 P	0.250	22,600 per 10,000 units	22,800 per 10,000 units	2011/11/29	200,000,000	2010/12/21
66674	Deutsche Bank AG	HSI R Bull CBBC Mar 2011 V	0.250	23,222 per 11,000 units	23,422 per 11,000 units	2011/03/30	300,000,000	2010/12/21
66673	Deutsche Bank AG	HSI R Bull CBBC Apr 2011 L	0.250	23,122 per 16,000 units	23,322 per 16,000 units	2011/04/28	300,000,000	2010/12/21
66676	KBC Fin Products Int'l Ltd.	A50 China R Bull CBBC May 11A	0.250	12.080	12.480	2011/05/05	128,000,000	2010/12/21
66679	KBC Fin Products Int'l Ltd.	A50 China R Bull CBBC Jun 11A	0.250	11.580	11.980	2011/06/08	128,000,000	2010/12/21
66680	KBC Fin Products Int'l Ltd.	A50 China R Bear CBBC May 11B	0.250	14.480	14.080	2011/05/05	128,000,000	2010/12/21
66683	KBC Fin Products Int'l Ltd.	A50 China R Bear CBBC Jun 11B	0.250	15.080	14.680	2011/06/15	128,000,000	2010/12/21
66675	UBS AG	HSI R Bull CBBC May 2011 Z	0.250	23,000 per 15,000 units	23,400 per 15,000 units	2011/05/30	200,000,000	2010/12/21
66667	UBS AG	HSI R Bull CBBC Jun 2011 E	0.250	21,600 per 12,000 units	21,800 per 12,000 units	2011/06/29	200,000,000	2010/12/21
66700	BNP Paribas Arbit Issu B.V.	HSI R Bull CBBC Mar 2011 M	0.250	22,700 per 10,000 units	22,900 per 10,000 units	2011/03/30	200,000,000	2010/12/22
66707	BNP Paribas Arbit Issu B.V.	HSI R Bear CBBC Mar 2011 N	0.250	23,400 per 10,000 units	23,200 per 10,000 units	2011/03/30	200,000,000	2010/12/22
66708	BNP Paribas Arbit Issu B.V.	HSI R Bear CBBC Mar 2011 O	0.250	23,500 per 10,000 units	23,300 per 10,000 units	2011/03/30	200,000,000	2010/12/22
66694	Credit Suisse AG	A50 China R Bear CBBC Apr 2011 D	0.250	13.700	13.300	2011/04/26	100,000,000	2010/12/22
66699	Credit Suisse AG	HSI R Bull CBBC Apr 2011 Q	0.250	21,900 per 12,000 units	22,100 per 12,000 units	2011/04/28	180,000,000	2010/12/22
66698	Credit Suisse AG	HSI R Bull CBBC Apr 2011 Z	0.250	21,600 per 12,000 units	21,800 per 12,000 units	2011/04/28	180,000,000	2010/12/22
66689	Credit Suisse AG	HSI R Bull CBBC May 2011 P	0.250	22,800 per 10,000 units	23,188 per 10,000 units	2011/05/30	300,000,000	2010/12/22
66688	Credit Suisse AG	HSI R Bull CBBC Jun 2011 Q	0.250	22,500 per 10,000 units	22,888 per 10,000 units	2011/06/29	300,000,000	2010/12/22
66695	Credit Suisse AG	HSI R Bear CBBC Mar 2011 Y	0.250	23,400 per 13,000 units	23,000 per 13,000 units	2011/03/30	390,000,000	2010/12/22
66701	Deutsche Bank AG	China Life R Bull CBBC Mar 2011 N	0.250	31.500	32.000	2011/03/30	100,000,000	2010/12/22
66684	Deutsche Bank AG	China Life R Bear CBBC Mar 2011 M	0.250	34.000	33.500	2011/03/29	100,000,000	2010/12/22
66692	Deutsche Bank AG	HSI R Bull CBBC Mar 2011 H	0.250	22,922 per 11,000 units	23,122 per 11,000 units	2011/03/30	300,000,000	2010/12/22
66691	Deutsche Bank AG	HSI R Bull CBBC Mar 2011 X	0.260	22,722 per 11,000 units	22,922 per 11,000 units	2011/03/30	300,000,000	2010/12/22
66685	Deutsche Bank AG	HSI R Bear CBBC Apr 2011 K	0.250	23,522 per 16,000 units	23,322 per 16,000 units	2011/04/28	300,000,000	2010/12/22
66681	SGA Societe Generale Acceptance N.V.	HSI R Bull CBBC Mar11O	0.250	22,900 per 12,000 units	23,300 per 12,000 units	2011/03/30	300,000,000	2010/12/22
66682	SGA Societe Generale Acceptance N.V.	HSI R Bull CBBC Mar11P	0.250	23,000 per 10,000 units	23,400 per 10,000 units	2011/03/30	300,000,000	2010/12/22
66687	SGA Societe Generale Acceptance N.V.	HSI R Bear CBBC Mar11L	0.250	23,500 per 12,000 units	23,300 per 12,000 units	2011/03/30	300,000,000	2010/12/22
66693	UBS AG	HSI R Bull CBBC May 2011 B	0.250	23,000 per 12,000 units	23,200 per 12,000 units	2011/05/30	200,000,000	2010/12/22
66702	UBS AG	HSI R Bear CBBC Mar 2011 E	0.250	23,200 per 12,000 units	23,000 per 12,000 units	2011/03/30	200,000,000	2010/12/22
64749 <sup>†</sup>	Deutsche Bank AG	HSI R Bull CBBC May 2011 C	0.115	20,150 per 20,000 units	20,650 per 20,000 units	2011/05/30	300,000,000	2010/12/22
66743	BNP Paribas Arbit Issu B.V.	HSI R Bull CBBC Oct 2011 X	0.250	20,900 per 10,000 units	21,100 per 10,000 units	2011/10/28	200,000,000	2010/12/23
66746	BNP Paribas Arbit Issu B.V.	HSI R Bull CBBC Nov 2011 Q	0.260	20,400 per 10,000 units	20,600 per 10,000 units	2011/11/29	200,000,000	2010/12/23
66749	BNP Paribas Arbit Issu B.V.	HSI R Bull CBBC Nov 2011 R	0.250	20,700 per 10,000 units	20,900 per 10,000 units	2011/11/29	200,000,000	2010/12/23
66750	BNP Paribas Arbit Issu B.V.	HSI R Bull CBBC Dec 2011 E	0.320	19,800 per 10,000 units	20,000 per 10,000 units	2011/12/29	200,000,000	2010/12/23
66751	BNP Paribas Arbit Issu B.V.	HSI R Bull CBBC Dec 2011 F	0.250	20,500 per 10,000 units	20,700 per 10,000 units	2011/12/29	200,000,000	2010/12/23
66753	BNP Paribas Arbit Issu B.V.	HSI R Bull CBBC Dec 2011 G	0.250	20,600 per 10,000 units	20,800 per 10,000 units	2011/12/29	200,000,000	2010/12/23

## Newly listed callable bull/bear contracts (continued)

Code	Issuer	Name of issue	Issue prices (HK\$)	Strike price (HKD) / Strike level per 10 units	Call price (HKD) / Call level per 10 units	Expiry date	No. of issue (units)	Listing date
66759	BNP Paribas Arbit Issu B.V.	HSI R Bear CBBC Mar 2011 P	0.250	23,100 per 10,000 units	22,900 per 10,000 units	2011/03/30	200,000,000	2010/12/23
66760	BNP Paribas Arbit Issu B.V.	HSI R Bear CBBC Mar 2011 Q	0.250	23,200 per 10,000 units	23,000 per 10,000 units	2011/03/30	200,000,000	2010/12/23
66761	BNP Paribas Arbit Issu B.V.	HSI R Bear CBBC Mar 2011 R	0.250	23,300 per 10,000 units	23,100 per 10,000 units	2011/03/30	200,000,000	2010/12/23
66770	BNP Paribas Arbit Issu B.V.	HSI R Bear CBBC Mar 2011 S	0.250	23,000 per 10,000 units	22,800 per 10,000 units	2011/03/30	200,000,000	2010/12/23
66721	Credit Suisse AG	HSI R Bull CBBC Apr 2011 O	0.250	21,300 per 12,000 units	21,500 per 12,000 units	2011/04/28	180,000,000	2010/12/23
66754	Credit Suisse AG	HSI R Bull CBBC May 2011 D	0.250	22,400 per 13,000 units	22,800 per 13,000 units	2011/05/30	390,000,000	2010/12/23
66723	Credit Suisse AG	HSI R Bull CBBC May 2011 N	0.250	21,600 per 10,000 units	21,988 per 10,000 units	2011/05/30	300,000,000	2010/12/23
66722	Credit Suisse AG	HSI R Bull CBBC May 2011 O	0.250	21,200 per 13,000 units	21,600 per 13,000 units	2011/05/30	390,000,000	2010/12/23
66726	Credit Suisse AG	HSI R Bull CBBC Jun 2011 R	0.250	21,000 per 10,000 units	21,388 per 10,000 units	2011/06/29	300,000,000	2010/12/23
66728	Credit Suisse AG	HSI R Bull CBBC Jun 2011 S	0.250	21,300 per 10,000 units	21,688 per 10,000 units	2011/06/29	300,000,000	2010/12/23
66729	Credit Suisse AG	HSI R Bull CBBC Jul 2011 B	0.250	20,700 per 10,000 units	21,088 per 10,000 units	2011/07/28	300,000,000	2010/12/23
66730	Credit Suisse AG	HSI R Bull CBBC Jul 2011 C	0.250	20,900 per 13,000 units	21,300 per 13,000 units	2011/07/28	390,000,000	2010/12/23
66732	Credit Suisse AG	HSI R Bull CBBC Jul 2011 D	0.250	21,500 per 13,000 units	21,900 per 13,000 units	2011/07/28	390,000,000	2010/12/23
66736	Credit Suisse AG	HSI R Bear CBBC Mar 2011 U	0.250	23,500 per 10,000 units	23,118 per 10,000 units	2011/03/30	300,000,000	2010/12/23
66768	Credit Suisse AG	HSI R Bear CBBC Mar 2011 Z	0.250	23,100 per 13,000 units	22,700 per 13,000 units	2011/03/30	390,000,000	2010/12/23
66737	Credit Suisse AG	HSI R Bear CBBC May 2011 L	0.305	25,900 per 10,000 units	25,518 per 10,000 units	2011/05/30	300,000,000	2010/12/23
66740	Credit Suisse AG	HSI R Bear CBBC Jun 2011 T	0.275	26,400 per 13,000 units	26,000 per 13,000 units	2011/06/29	390,000,000	2010/12/23
66741	Deutsche Bank AG	China Life R Bull CBBC Mar 2011 O	0.360	29.000	29.500	2011/03/31	100,000,000	2010/12/23
66755	Deutsche Bank AG	HSI R Bull CBBC Mar 2011 I	0.260	22,622 per 11,000 units	22,822 per 11,000 units	2011/03/30	300,000,000	2010/12/23
66757	Deutsche Bank AG	HSI R Bull CBBC Apr 2011 R	0.250	22,522 per 16,000 units	22,722 per 16,000 units	2011/04/28	300,000,000	2010/12/23
66777	Deutsche Bank AG	HSI R Bull CBBC May 2011 J	0.250	22,422 per 11,000 units	22,622 per 11,000 units	2011/05/30	300,000,000	2010/12/23
66779	Deutsche Bank AG	HSI R Bull CBBC Jul 2011 M	0.370	20,922 per 11,000 units	21,122 per 11,000 units	2011/07/28	300,000,000	2010/12/23
66780	Deutsche Bank AG	HSI R Bull CBBC Jul 2011 N	0.320	21,322 per 11,000 units	21,522 per 11,000 units	2011/07/28	300,000,000	2010/12/23
66781	Deutsche Bank AG	HSI R Bull CBBC Aug 2011 O	0.410	20,422 per 11,000 units	20,622 per 11,000 units	2011/08/30	300,000,000	2010/12/23
66782	Deutsche Bank AG	HSI R Bull CBBC Aug 2011 P	0.340	21,122 per 16,000 units	21,322 per 16,000 units	2011/08/30	300,000,000	2010/12/23
66742	Deutsche Bank AG	HSI R Bear CBBC Apr 2011 T	0.250	23,322 per 11,000 units	23,122 per 11,000 units	2011/04/28	300,000,000	2010/12/23
66783	Deutsche Bank AG	HSI R Bear CBBC May 2011 B	0.280	23,122 per 11,000 units	22,922 per 11,000 units	2011/05/30	300,000,000	2010/12/23
66791	Deutsche Bank AG	HSI R Bear CBBC Jul 2011 O	0.250	22,922 per 16,000 units	22,722 per 16,000 units	2011/07/28	300,000,000	2010/12/23
66792	Deutsche Bank AG	HSI R Bear CBBC Oct 2011 D	0.270	24,250 per 40,000 units	23,750 per 40,000 units	2011/10/28	300,000,000	2010/12/23
66762	J P Morgan SP BV	HSI R Bear CBBC Mar 2011 Q	0.250	23,500 per 10,000 units	23,000 per 10,000 units	2011/03/30	200,000,000	2010/12/23
66766	J P Morgan SP BV	HSI R Bear CBBC Mar 2011 R	0.250	23,800 per 15,000 units	23,300 per 15,000 units	2011/03/30	200,000,000	2010/12/23
66772	KBC Fin Products Int'l Ltd.	HSI R Bear CBBC Mar 2011 J	0.250	23,800 per 10,000 units	23,300 per 10,000 units	2011/03/30	128,000,000	2010/12/23
66771	KBC Fin Products Int'l Ltd.	HSI R Bear CBBC Mar 2011 V	0.250	23,500 per 10,000 units	23,000 per 10,000 units	2011/03/30	128,000,000	2010/12/23
66773	KBC Fin Products Int'l Ltd.	HSI R Bear CBBC Apr 2011 I	0.250	23,200 per 8,000 units	22,700 per 8,000 units	2011/04/28	128,000,000	2010/12/23
66776	KBC Fin Products Int'l Ltd.	HSI R Bear CBBC Apr 2011 O	0.250	23,600 per 15,000 units	23,100 per 15,000 units	2011/04/28	158,000,000	2010/12/23
66716	SGA Societe Generale Acceptance N.V.	CK(H) R Bear CBBC May11G	0.250	136 per 100 units	130 per 100 units	2011/05/30	100,000,000	2010/12/23
66710	SGA Societe Generale Acceptance N.V.	HSI R Bull CBBC Mar11K	0.250	22,700 per 15,000 units	22,900 per 15,000 units	2011/03/30	600,000,000	2010/12/23
66719	SGA Societe Generale Acceptance N.V.	HSI R Bear CBBC Mar11I	0.250	23,200 per 12,000 units	23,000 per 12,000 units	2011/03/30	300,000,000	2010/12/23
66711	SGA Societe Generale Acceptance N.V.	HWL R Bull CBBC May11E	0.250	61 per 100 units	65 per 100 units	2011/05/30	150,000,000	2010/12/23
66715	SGA Societe Generale Acceptance N.V.	ICBC R Bull CBBC Jun11A	0.250	4.700	5.000	2011/06/29	300,000,000	2010/12/23
66767	UBS AG	HSI R Bull CBBC Mar 2011 Q	0.250	22,400 per 15,000 units	22,800 per 15,000 units	2011/03/30	200,000,000	2010/12/23
66769	UBS AG	HSI R Bear CBBC Mar 2011 M	0.250	22,900 per 12,000 units	22,700 per 12,000 units	2011/03/30	200,000,000	2010/12/23
66837	Credit Suisse AG	HSI R Bull CBBC Jun 2011 U	0.250	22,200 per 10,000 units	22,588 per 10,000 units	2011/06/29	300,000,000	2010/12/24

## Newly listed callable bull/bear contracts (continued)

Code	Issuer	Name of issue	Issue prices (HK\$)	Strike price (HKD) / Strike level per 10 units	Call price (HKD) / Call level per 10 units	Expiry date	No. of issue (units)	Listing date
66834	Credit Suisse AG	HSI R Bear CBBC Apr 2011 N	0.250	23,200 per 10,000 units	22,818 per 10,000 units	2011/04/28	300,000,000	2010/12/24
66838	Deutsche Bank AG	HSI R Bull CBBC Jun 2011 P	0.310	20,622 per 11,000 units	20,822 per 11,000 units	2011/06/29	300,000,000	2010/12/24
66843	Deutsche Bank AG	HSI R Bull CBBC Jul 2011 P	0.330	20,322 per 11,000 units	20,522 per 11,000 units	2011/07/28	300,000,000	2010/12/24
66844	Deutsche Bank AG	HSI R Bull CBBC Aug 2011 Q	0.390	19,722 per 11,000 units	19,922 per 11,000 units	2011/08/30	300,000,000	2010/12/24
66845	Deutsche Bank AG	HSI R Bull CBBC Sep 2011 G	0.340	18,150 per 20,000 units	18,650 per 20,000 units	2011/09/29	300,000,000	2010/12/24
66846	Deutsche Bank AG	HSI R Bull CBBC Oct 2011 E	0.250	18,250 per 40,000 units	18,750 per 40,000 units	2011/10/28	300,000,000	2010/12/24
66847	Deutsche Bank AG	HSI R Bear CBBC Jun 2011 Q	0.250	22,822 per 11,000 units	22,622 per 11,000 units	2011/06/29	300,000,000	2010/12/24
66848	Deutsche Bank AG	HSI R Bear CBBC Jun 2011 R	0.270	23,022 per 11,000 units	22,822 per 11,000 units	2011/06/29	300,000,000	2010/12/24
66802	HK Bank	China Mobile R Bull CBBC Jun 2011 A	0.250	63.88 per 100 units	66.88 per 100 units	2011/06/13	150,000,000	2010/12/24
66803	HK Bank	China Mobile R Bull CBBC Aug 2011 A	0.250	68.88 per 100 units	71.88 per 100 units	2011/08/02	150,000,000	2010/12/24
66815	HK Bank	China Mobile R Bear CBBC Aug 2011 B	0.250	88.88 per 100 units	85.88 per 100 units	2011/08/02	120,000,000	2010/12/24
66797	HK Bank	CC Bank R Bull CBBC Jul 2011 B	0.250	5.580	5.880	2011/07/08	120,000,000	2010/12/24
66799	HK Bank	CC Bank R Bull CBBC Jul 2011 C	0.250	5.880	6.180	2011/07/18	120,000,000	2010/12/24
66813	HK Bank	CC Bank R Bear CBBC Jun 2011 B	0.250	7.980	7.680	2011/06/15	120,000,000	2010/12/24
66801	HK Bank	China Life R Bull CBBC Jun 2011 B	0.400	27.800	28.800	2011/06/21	80,000,000	2010/12/24
66814	HK Bank	China Life R Bear CBBC Jun 2011 C	0.250	36.88 per 100 units	35.88 per 100 units	2011/06/21	100,000,000	2010/12/24
66806	HK Bank	A50 R Bull CBBC Jul 2011 B	0.250	11.380	11.680	2011/07/29	200,000,000	2010/12/24
66830	HK Bank	A50 R Bear CBBC Jul 2011 C	0.250	13.980	13.680	2011/07/29	120,000,000	2010/12/24
66831	HK Bank	HSI R Bear CBBC Jul 2011 B	0.250	23,800 per 12,000 units	23,300 per 12,000 units	2011/07/28	120,000,000	2010/12/24
66804	HK Bank	ICBC R Bull CBBC Jun 2011 B	0.250	4.580	4.880	2011/06/20	100,000,000	2010/12/24
66816	HK Bank	ICBC R Bear CBBC Jul 2011 A	0.250	6.680	6.380	2011/07/06	80,000,000	2010/12/24
66819	HK Bank	TCH R Bear CBBC Jul 2011 A	0.280	201.38 per 100 units	193.38 per 100 units	2011/07/18	100,000,000	2010/12/24
66796	SGA Societe Generale Acceptance N.V.	HSI R Bear CBBC Mar11M	0.250	23,100 per 10,000 units	22,900 per 10,000 units	2011/03/30	300,000,000	2010/12/24
66795	SGA Societe Generale Acceptance N.V.	HSI R Bear CBBC Mar11W	0.250	23,000 per 12,000 units	22,800 per 12,000 units	2011/03/30	300,000,000	2010/12/24
66794	SGA Societe Generale Acceptance N.V.	HSI R Bear CBBC Mar11X	0.250	22,900 per 15,000 units	22,700 per 15,000 units	2011/03/30	300,000,000	2010/12/24
66849	UBS AG	HSI R Bull CBBC Apr 2011 W	0.250	22,300 per 10,000 units	22,700 per 10,000 units	2011/04/28	200,000,000	2010/12/24
66851	UBS AG	HSI R Bear CBBC Mar 2011 D	0.250	23,200 per 10,000 units	22,800 per 10,000 units	2011/03/30	200,000,000	2010/12/24
66884	BNP Paribas Arbit Issu B.V.	HSI R Bull CBBC Dec 2011 H	0.350	19,300 per 10,000 units	19,500 per 10,000 units	2011/12/29	200,000,000	2010/12/28
66885	BNP Paribas Arbit Issu B.V.	HSI R Bull CBBC Dec 2011 I	0.290	19,900 per 10,000 units	20,100 per 10,000 units	2011/12/29	200,000,000	2010/12/28
66886	BNP Paribas Arbit Issu B.V.	HSI R Bull CBBC Dec 2011 J	0.280	20,000 per 10,000 units	20,200 per 10,000 units	2011/12/29	200,000,000	2010/12/28
66887	BNP Paribas Arbit Issu B.V.	HSI R Bull CBBC Dec 2011 K	0.270	20,100 per 10,000 units	20,300 per 10,000 units	2011/12/29	200,000,000	2010/12/28
66890	BNP Paribas Arbit Issu B.V.	HSI R Bull CBBC Dec 2011 L	0.260	20,200 per 10,000 units	20,400 per 10,000 units	2011/12/29	200,000,000	2010/12/28
66858	Credit Suisse AG	A50 China R Bear CBBC Apr 2011 E	0.250	13.200	12.800	2011/04/26	100,000,000	2010/12/28
66852	Credit Suisse AG	HSI R Bull CBBC Apr 2011 J	0.250	22,500 per 12,000 units	22,700 per 12,000 units	2011/04/28	300,000,000	2010/12/28
66853	Credit Suisse AG	HSI R Bull CBBC May 2011 C	0.250	22,100 per 13,000 units	22,500 per 13,000 units	2011/05/30	390,000,000	2010/12/28
66859	Credit Suisse AG	HSI R Bear CBBC Mar 2011 B	0.250	23,100 per 12,000 units	22,900 per 12,000 units	2011/03/30	180,000,000	2010/12/28
66860	Credit Suisse AG	HSI R Bear CBBC Apr 2011 B	0.250	22,900 per 10,000 units	22,518 per 10,000 units	2011/04/28	300,000,000	2010/12/28
66862	Deutsche Bank AG	HSI R Bull CBBC Jun 2011 S	0.270	22,222 per 11,000 units	22,422 per 11,000 units	2011/06/29	300,000,000	2010/12/28
66863	Deutsche Bank AG	HSI R Bear CBBC May 2011 O	0.250	22,722 per 11,000 units	22,522 per 11,000 units	2011/05/30	300,000,000	2010/12/28
66864	J P Morgan SP BV	HSI R Bull CBBC Mar 2011 S	0.250	20,300 per 15,000 units	20,800 per 15,000 units	2011/03/30	200,000,000	2010/12/28
66865	J P Morgan SP BV	HSI R Bull CBBC Mar 2011 T	0.250	20,500 per 10,000 units	21,000 per 10,000 units	2011/03/30	200,000,000	2010/12/28
66866	J P Morgan SP BV	HSI R Bull CBBC Mar 2011 U	0.250	20,800 per 15,000 units	21,300 per 15,000 units	2011/03/30	200,000,000	2010/12/28
66867	J P Morgan SP BV	HSI R Bull CBBC Mar 2011 V	0.250	21,000 per 10,000 units	21,500 per 10,000 units	2011/03/30	200,000,000	2010/12/28

## Newly listed callable bull/bear contracts (continued)

Code	Issuer	Name of issue	Issue prices (HK\$)	Strike price (HKD) / Strike level per 10 units	Call price (HKD) / Call level per 10 units	Expiry date	No. of issue (units)	Listing date
66871	J P Morgan SP BV	HSI R Bull CBBC Mar 2011 W	0.250	21,300 per 15,000 units	21,800 per 15,000 units	2011/03/30	200,000,000	2010/12/28
66873	J P Morgan SP BV	HSI R Bull CBBC Mar 2011 X	0.250	21,500 per 10,000 units	22,000 per 10,000 units	2011/03/30	200,000,000	2010/12/28
66876	J P Morgan SP BV	HSI R Bull CBBC Mar 2011 Y	0.250	21,800 per 15,000 units	22,300 per 15,000 units	2011/03/30	200,000,000	2010/12/28
66877	J P Morgan SP BV	HSI R Bull CBBC Mar 2011 Z	0.250	22,000 per 10,000 units	22,500 per 10,000 units	2011/03/30	200,000,000	2010/12/28
66900	RB of Scotland N.V.	HSCEI R Bull CBBC Jun 2011 A	0.250	10,800 per 10,000 units	11,300 per 10,000 units	2011/06/29	250,000,000	2010/12/28
66891	RB of Scotland N.V.	HSI R Bull CBBC Jun 2011 A	0.250	20,100 per 13,000 units	20,600 per 13,000 units	2011/06/29	250,000,000	2010/12/28
66892	RB of Scotland N.V.	HSI R Bull CBBC Jun 2011 B	0.250	20,700 per 13,000 units	21,200 per 13,000 units	2011/06/29	250,000,000	2010/12/28
66893	RB of Scotland N.V.	HSI R Bull CBBC Jun 2011 C	0.250	21,100 per 13,000 units	21,600 per 13,000 units	2011/06/29	250,000,000	2010/12/28
66895	RB of Scotland N.V.	HSI R Bull CBBC Jun 2011 D	0.250	21,500 per 13,000 units	22,000 per 13,000 units	2011/06/29	250,000,000	2010/12/28
66905	RB of Scotland N.V.	HSI R Bear CBBC Jun 2011 E	0.250	24,000 per 13,000 units	23,500 per 13,000 units	2011/06/29	250,000,000	2010/12/28
66907	RB of Scotland N.V.	HSI R Bear CBBC Jun 2011 F	0.318	26,700 per 13,000 units	26,200 per 13,000 units	2011/06/29	250,000,000	2010/12/28
66908	RB of Scotland N.V.	HSI R Bear CBBC Jun 2011 G	0.349	27,100 per 13,000 units	26,600 per 13,000 units	2011/06/29	250,000,000	2010/12/28
66910	RB of Scotland N.V.	HSI R Bear CBBC Jun 2011 H	0.380	27,500 per 13,000 units	27,000 per 13,000 units	2011/06/29	250,000,000	2010/12/28
66854	UBS AG	HSI R Bull CBBC Apr 2011 D	0.250	22,200 per 10,000 units	22,400 per 10,000 units	2011/04/28	200,000,000	2010/12/28
66855	UBS AG	HSI R Bull CBBC May 2011 F	0.250	22,400 per 12,000 units	22,600 per 12,000 units	2011/05/30	200,000,000	2010/12/28
66883	UBS AG	HSI R Bear CBBC Apr 2011 L	0.250	22,700 per 10,000 units	22,500 per 10,000 units	2011/04/28	200,000,000	2010/12/28
66540*	UBS AG	HSI R Bear CBBC Mar 2011 P	0.074	24,000 per 12,000 units	23,600 per 12,000 units	2011/03/30	200,000,000	2010/12/28
66921	BNP Paribas Arbit Issu B.V.	HSI R Bull CBBC Dec 2011 M	0.250	22,200 per 10,000 units	22,400 per 10,000 units	2011/12/29	200,000,000	2010/12/29
66922	BNP Paribas Arbit Issu B.V.	HSI R Bull CBBC Dec 2011 N	0.250	22,300 per 10,000 units	22,500 per 10,000 units	2011/12/29	200,000,000	2010/12/29
66923	BNP Paribas Arbit Issu B.V.	HSI R Bull CBBC Dec 2011 O	0.250	22,400 per 10,000 units	22,600 per 10,000 units	2011/12/29	200,000,000	2010/12/29
66924	BNP Paribas Arbit Issu B.V.	HSI R Bull CBBC Dec 2011 P	0.250	22,500 per 10,000 units	22,700 per 10,000 units	2011/12/29	200,000,000	2010/12/29
66925	BNP Paribas Arbit Issu B.V.	HSI R Bull CBBC Dec 2011 Q	0.250	22,600 per 10,000 units	22,800 per 10,000 units	2011/12/29	200,000,000	2010/12/29
66916	Credit Suisse AG	HSI R Bull CBBC Apr 2011 L	0.250	22,790 per 12,000 units	22,990 per 12,000 units	2011/04/28	180,000,000	2010/12/29
66912	Deutsche Bank AG	China Life R Bull CBBC Mar 2011 P	0.270	30.000	30.500	2011/03/29	80,000,000	2010/12/29
66911	Deutsche Bank AG	A50 China R Bull CBBC Apr 2011 C	0.250	11.700	12.000	2011/04/18	80,000,000	2010/12/29
66914	Deutsche Bank AG	A50 China R Bear CBBC Apr 2011 D	0.250	13.900	13.600	2011/04/19	80,000,000	2010/12/29
66913	Deutsche Bank AG	HSCEI R Bull CBBC May 2011 A	0.300	10,600 per 8,000 units	11,000 per 8,000 units	2011/05/30	100,000,000	2010/12/29
66915	Deutsche Bank AG	HSI R Bull CBBC May 2011 R	0.250	22,322 per 11,000 units	22,522 per 11,000 units	2011/05/30	300,000,000	2010/12/29
66917	Deutsche Bank AG	HSI R Bear CBBC Jun 2011 T	0.250	23,222 per 11,000 units	23,022 per 11,000 units	2011/06/29	300,000,000	2010/12/29
66904	HK Bank	HSI R Bull CBBC Aug 2011 A	0.250	20,200 per 12,000 units	20,700 per 12,000 units	2011/08/30	388,000,000	2010/12/29
66920	KBC Fin Products Int'l Ltd.	HSI R Bull CBBC Apr 2011 N	0.250	22,100 per 10,000 units	22,600 per 10,000 units	2011/04/28	128,000,000	2010/12/29
66929	RB of Scotland N.V.	HKEEx R Bull CBBC May 2011 A	0.250	162 per 100 units	168 per 100 units	2011/05/23	80,000,000	2010/12/29
66930	RB of Scotland N.V.	HKEEx R Bull CBBC May 2011 B	0.250	167 per 100 units	173 per 100 units	2011/05/23	80,000,000	2010/12/29
66918	UBS AG	HSI R Bull CBBC May 2011 O	0.250	22,700 per 12,000 units	22,900 per 12,000 units	2011/05/30	200,000,000	2010/12/29
66919	UBS AG	HSI R Bull CBBC Jun 2011 G	0.250	22,100 per 15,000 units	22,500 per 15,000 units	2011/06/29	200,000,000	2010/12/29
66901	UBS AG	HSI R Bear CBBC Jun 2011 F	0.250	23,300 per 15,000 units	22,900 per 15,000 units	2011/06/29	200,000,000	2010/12/29
64508*	BNP Paribas Arbit Issu B.V.	HSI R Bull CBBC Jul 2011 E	0.084	22,100 per 10,000 units	22,300 per 10,000 units	2011/07/28	120,000,000	2010/12/29
66939	Credit Suisse AG	HSI R Bull CBBC Jun 2011 V	0.250	22,700 per 13,000 units	23,100 per 13,000 units	2011/06/29	390,000,000	2010/12/30
66931	Credit Suisse AG	HSI R Bear CBBC Apr 2011 C	0.250	23,400 per 13,000 units	23,000 per 13,000 units	2011/04/28	390,000,000	2010/12/30
66953	Deutsche Bank AG	HSI R Bull CBBC Apr 2011 G	0.250	22,922 per 11,000 units	23,122 per 11,000 units	2011/04/28	300,000,000	2010/12/30
66932	Macquarie Bank Ltd.	HSI R Bear CBBC Apr 2011 A	0.190	24,600 per 10,000 units	24,400 per 10,000 units	2011/04/28	150,000,000	2010/12/30
66935	CC Rabobank B.A.	HSI R Bull CBBC Jun 2011 A	0.250	21,200 per 11,000 units	21,600 per 11,000 units	2011/06/29	150,000,000	2010/12/30
66938	CC Rabobank B.A.	HSI R Bull CBBC Jun 2011 B	0.250	22,000 per 11,000 units	22,400 per 11,000 units	2011/06/29	150,000,000	2010/12/30

## Newly listed callable bull/bear contracts (continued)

Code	Issuer	Name of issue	Issue prices (HK\$)	Strike price (HKD) / Strike level per 10 units	Call price (HKD) / Call level per 10 units	Expiry date	No. of issue (units)	Listing date
66943	CC Rabobank B.A.	HSI R Bear CBBC Jun 2011 C	0.250	23,600 per 11,000 units	23,200 per 11,000 units	2011/06/29	150,000,000	2010/12/30
66947	CC Rabobank B.A.	HSI R Bear CBBC Jun 2011 D	0.250	24,400 per 11,000 units	24,000 per 11,000 units	2011/06/29	150,000,000	2010/12/30
66948	CC Rabobank B.A.	HSI R Bear CBBC Jun 2011 E	0.250	25,200 per 11,000 units	24,800 per 11,000 units	2011/06/29	150,000,000	2010/12/30
66940	UBS AG	China Life R Bull CBBC May 2011 A	0.410	27.880	28.880	2011/05/16	100,000,000	2010/12/30
66941	UBS AG	A50 China R Bull CBBC May 2011 A	0.250	10.600	11.000	2011/05/30	100,000,000	2010/12/30
66950	UBS AG	A50 China R Bull CBBC May 2011 B	0.250	11.100	11.500	2011/05/16	100,000,000	2010/12/30
66952	UBS AG	HSI R Bull CBBC May 2011 P	0.250	22,700 per 15,000 units	23,100 per 15,000 units	2011/05/30	200,000,000	2010/12/30
66934	UBS AG	HSI R Bear CBBC Mar 2011 E	0.250	23,200 per 12,000 units	23,000 per 12,000 units	2011/03/30	200,000,000	2010/12/30
66957	BNP Paribas Arbit Issu B.V.	HSI R Bear CBBC Mar 2011 T	0.250	23,300 per 10,000 units	23,100 per 10,000 units	2011/03/30	200,000,000	2010/12/31
66955	Credit Suisse AG	HSI R Bull CBBC Jun 2011 W	0.250	22,500 per 10,000 units	22,888 per 10,000 units	2011/06/29	300,000,000	2010/12/31
66954	Credit Suisse AG	HSI R Bear CBBC Apr 2011 X	0.250	23,500 per 10,000 units	23,118 per 10,000 units	2011/04/28	300,000,000	2010/12/31
66956	UBS AG	HSI R Bull CBBC May 2011 Q	0.250	22,800 per 10,000 units	23,000 per 10,000 units	2011/05/30	200,000,000	2010/12/31
66960	UBS AG	HSI R Bear CBBC May 2011 S	0.250	23,300 per 10,000 units	23,100 per 10,000 units	2011/05/30	200,000,000	2010/12/31
64603 <sup>#</sup>	HK Bank	A50 R Bull CBBC Apr 2011 B	0.085	11.900	12.280	2011/04/12	150,000,000	2010/12/31

<sup>#</sup> Further issue

## List of expired CBBC, 2010

Code	CBBC	Last trading date	Delisted date
63277	BNP Paribas Arbit Issu B.V. - HKEx R Bull CBBC Dec 2009 A	2009/12/30	2010/01/04
62718	BNP Paribas Arbit Issu B.V. - HSBC R Bull CBBC Dec 2009 C	2009/12/30	2010/01/04
63398	BNP Paribas Arbit Issu B.V. - HSBC R Bull CBBC Dec 2009 D	2009/12/30	2010/01/04
69380	ABN AMRO Bank N.V. - HSI R Bear CBBC Jun 2010 O	2009/12/31	2010/01/04
69105	ABN AMRO Bank N.V. - TCH R Bear CBBC Mar 2010 I	2009/12/31	2010/01/04
69250	CC Rabobank B.A. - HSI R Bear CBBC Jul 2010 B	2009/12/31	2010/01/04
69037	Credit Suisse AG - China Mobile R Bear CBBC Apr 2010 B	2009/12/31	2010/01/04
69176	Credit Suisse AG - HSI R Bear CBBC Jun 2010 F	2009/12/31	2010/01/04
69327	Credit Suisse AG - HSI R Bear CBBC May 2010 O	2009/12/31	2010/01/04
69132	Credit Suisse AG - TCH R Bear CBBC Apr 2010 C	2009/12/31	2010/01/04
69162	Deutsche Bank AG - HSI R Bear CBBC Mar 2010 R	2009/12/31	2010/01/04
69152	Goldman Sachs SP (Asia) - HSI R Bear CBBC Apr 2010 S	2009/12/31	2010/01/04
69305	HK Bank - A50 R Bear CBBC Jun 2010 D	2009/12/31	2010/01/04
69197	HK Bank - HSI R Bear CBBC Apr 2010 G	2009/12/31	2010/01/04
68966	HK Bank - TCH R Bear CBBC Apr 2010 B	2009/12/31	2010/01/04
66321	KBC Fin Products Int'l Ltd. - HKEx R Bear CBBC Jan 2010 F	2009/12/31	2010/01/05
69041	KBC Fin Products Int'l Ltd. - HSI R Bear CBBC Apr 2010 O	2009/12/31	2010/01/04
69050	SGA Societe Generale Acceptance N.V. -HSI R Bear CBBC Jun10S	2009/12/31	2010/01/04
68044	SGA Societe Generale Acceptance N.V.-TCH R Bear CBBC Mar10D	2009/12/31	2010/01/04
69077	UBS AG - A50 China R Bear CBBC Mar 2010 O	2009/12/31	2010/01/04
69015	UBS AG - China Mobile R Bear CBBC Apr 2010 B	2009/12/31	2010/01/04
66291	UBS AG - HKEx R Bear CBBC Jan 2010 R	2009/12/31	2010/01/05
69079	UBS AG - HSI R Bear CBBC Jul 2010 F	2009/12/31	2010/01/04
69354	UBS AG - HSI R Bear CBBC Jul 2010 K	2009/12/31	2010/01/04
69186	UBS AG - HSI R Bear CBBC May 2010 A	2009/12/31	2010/01/04
69353	UBS AG - HSI R Bear CBBC May 2010 J	2009/12/31	2010/01/04
68567	UBS AG - TCH R Bear CBBC Mar 2010 E	2009/12/31	2010/01/04
69370	ABN AMRO Bank N.V. - HSI R Bear CBBC Apr 2010 G	2010/01/04	2010/01/05
69171	ABN AMRO Bank N.V. - HSI R Bear CBBC Mar 2010 P	2010/01/04	2010/01/05
69254	BOCI Asia Ltd. - HSI R Bear CBBC Apr 2010 A	2010/01/04	2010/01/05
69251	CC Rabobank B.A. - HSI R Bear CBBC Jul 2010 C	2010/01/04	2010/01/05
69194	CC Rabobank B.A. - HSI R Bear CBBC Jun 2010 I	2010/01/04	2010/01/05
69039	Credit Suisse AG - HSI R Bear CBBC May 2010 V	2010/01/04	2010/01/05
69076	Credit Suisse AG - HSI R Bear CBBC May 2010 W	2010/01/04	2010/01/05
69386	Credit Suisse AG - HSI R Bear CBBC May 2010 Y	2010/01/04	2010/01/05
69144	Deutsche Bank AG - HSI R Bear CBBC Apr 2010 G	2010/01/04	2010/01/05
69384	Deutsche Bank AG - HSI R Bear CBBC Apr 2010 Y	2010/01/04	2010/01/05
69075	Deutsche Bank AG - HSI R Bear CBBC Mar 2010 D	2010/01/04	2010/01/05
69030	Goldman Sachs SP (Asia) - HSI R Bear CBBC Apr 2010 Q	2010/01/04	2010/01/05
67098	KBC Fin Products Int'l Ltd. - Ch Mobile R Bear CBBC Jan 10C	2010/01/04	2010/01/06
66241	KBC Fin Products Int'l Ltd. - HSBC R Bull CBBC Jan 2010 D	2010/01/04	2010/01/06
69020	KBC Fin Products Int'l Ltd. - HSI R Bear CBBC Mar 2010 Y	2010/01/04	2010/01/05
69051	SGA Societe Generale Acceptance N.V. -HSI R Bear CBBC Jun10T	2010/01/04	2010/01/05
69052	SGA Societe Generale Acceptance N.V. -HSI R Bear CBBC Jun10U	2010/01/04	2010/01/05
69385	UBS AG - HSBC R Bear CBBC Jun 2010 C	2010/01/04	2010/01/05
69387	UBS AG - HSI R Bear CBBC Apr 2010 V	2010/01/04	2010/01/05
69078	UBS AG - HSI R Bear CBBC Jun 2010 I	2010/01/04	2010/01/05
69046	UBS AG - HSI R Bear CBBC Mar 2010 A	2010/01/04	2010/01/05
69018	UBS AG - HSI R Bear CBBC Mar 2010 K	2010/01/04	2010/01/05
69028	ABN AMRO Bank N.V. - HSI R Bear CBBC Mar 2010 L	2010/01/05	2010/01/06
69106	ABN AMRO Bank N.V. - TCH R Bear CBBC Mar 2010 J	2010/01/05	2010/01/06
69003	BNP Paribas Arbit Issu B.V. - HSI R Bear CBBC Apr 2010 O	2010/01/05	2010/01/06
69252	CC Rabobank B.A. - HSI R Bear CBBC Jul 2010 D	2010/01/05	2010/01/06
69195	CC Rabobank B.A. - HSI R Bear CBBC Jun 2010 H	2010/01/05	2010/01/06
69285	Credit Suisse AG - China Life R Bear CBBC May 2010 J	2010/01/05	2010/01/06
69118	Credit Suisse AG - HSI R Bear CBBC May 2010 A	2010/01/05	2010/01/06
69398	Credit Suisse AG - HSI R Bear CBBC May 2010 N	2010/01/05	2010/01/06
69024	Credit Suisse AG - HSI R Bear CBBC May 2010 T	2010/01/05	2010/01/06
68629	Deutsche Bank AG - CNOOC R Bear CBBC Apr 2010 I	2010/01/05	2010/01/06
69277	Deutsche Bank AG - HKEx R Bear CBBC Jun 2010 A	2010/01/05	2010/01/06
68994	Deutsche Bank AG - HSI R Bear CBBC Apr 2010 D	2010/01/05	2010/01/06
69004	Deutsche Bank AG - HSI R Bear CBBC Mar 2010 S	2010/01/05	2010/01/06
69397	Deutsche Bank AG - HSI R Bear CBBC May 2010 S	2010/01/05	2010/01/06
69005	Goldman Sachs SP (Asia) - HSI R Bear CBBC Mar 2010 Y	2010/01/05	2010/01/06
69458	Goldman Sachs SP (Asia) - HSI R Bear CBBC May 2010 M	2010/01/05	2010/01/06
66809	KBC Fin Products Int'l Ltd. - A50 China R Bear CBBC Jan 10J	2010/01/05	2010/01/07
69000	KBC Fin Products Int'l Ltd. - HSI R Bear CBBC Mar 2010 J	2010/01/05	2010/01/06
69436	SGA Societe Generale Acceptance N.V. -HSI R Bear CBBC Jun10D	2010/01/05	2010/01/06
69053	SGA Societe Generale Acceptance N.V. -HSI R Bear CBBC Jun10V	2010/01/05	2010/01/06
69054	SGA Societe Generale Acceptance N.V. -HSI R Bear CBBC Jun10W	2010/01/05	2010/01/06
69425	UBS AG - A50 China R Bear CBBC Apr 2010 G	2010/01/05	2010/01/06
68220	UBS AG - CHALCO R Bear CBBC Feb 2010 S	2010/01/05	2010/01/06
69416	UBS AG - CHALCO R Bear CBBC Jun 2010 C	2010/01/05	2010/01/06
69179	UBS AG - China Life R Bear CBBC May 2010 D	2010/01/05	2010/01/06
69424	UBS AG - HKEx R Bear CBBC May 2010 G	2010/01/05	2010/01/06
69183	UBS AG - HSCEI R Bear CBBC May 2010 A	2010/01/05	2010/01/06
69048	UBS AG - HSI R Bear CBBC Apr 2010 H	2010/01/05	2010/01/06
69460	UBS AG - HSI R Bear CBBC Jul 2010 M	2010/01/05	2010/01/06
69426	UBS AG - HSI R Bear CBBC Jun 2010 W	2010/01/05	2010/01/06
68995	UBS AG - HSI R Bear CBBC Mar 2010 W	2010/01/05	2010/01/06
69246	UBS AG - Jiangxi Copper R Bear CBBC Jun 2010 B	2010/01/05	2010/01/06
69312	UBS AG - Petrochina R Bear CBBC May 2010 A	2010/01/05	2010/01/06
69474	ABN AMRO Bank N.V. - HKEx R Bear CBBC May 2010 D	2010/01/06	2010/01/07
69371	ABN AMRO Bank N.V. - HSI R Bear CBBC Apr 2010 H	2010/01/06	2010/01/07
69029	ABN AMRO Bank N.V. - HSI R Bear CBBC Mar 2010 M	2010/01/06	2010/01/07
69002	BNP Paribas Arbit Issu B.V. - HSI R Bear CBBC Apr 2010 N	2010/01/06	2010/01/07
69400	BNP Paribas Arbit Issu B.V. - HSI R Bear CBBC Apr 2010 S	2010/01/06	2010/01/07

## List of expired CBBC, 2010 (continued)

Code	CBBC	Last trading date	Delisted date
69253	CC Rabobank B.A. - HSI R Bear CBBC Jul 2010 E	2010/01/06	2010/01/07
68822	CC Rabobank B.A. - HSI R Bear CBBC Jun 2010 D	2010/01/06	2010/01/07
69196	CC Rabobank B.A. - HSI R Bear CBBC Jun 2010 G	2010/01/06	2010/01/07
68828	Credit Suisse AG - HKEx R Bear CBBC May 2010 D	2010/01/06	2010/01/07
68970	Credit Suisse AG - HSI R Bear CBBC Apr 2010 Q	2010/01/06	2010/01/07
68983	Credit Suisse AG - HSI R Bear CBBC Apr 2010 R	2010/01/06	2010/01/07
69496	Credit Suisse AG - HSI R Bear CBBC May 2010 I	2010/01/06	2010/01/07
68929	Credit Suisse AG - HSI R Bear CBBC May 2010 R	2010/01/06	2010/01/07
69491	Deutsche Bank AG - HSI R Bear CBBC Apr 2010 B	2010/01/06	2010/01/07
68923	Deutsche Bank AG - HSI R Bear CBBC Apr 2010 C	2010/01/06	2010/01/07
68904	Deutsche Bank AG - HSI R Bear CBBC May 2010 W	2010/01/06	2010/01/07
68924	Deutsche Bank AG - HSI R Bear CBBC May 2010 X	2010/01/06	2010/01/07
69006	Goldman Sachs SP (Asia) - HSI R Bear CBBC Mar 2010 K	2010/01/06	2010/01/07
69153	HK Bank - HSI R Bear CBBC Apr 2010 F	2010/01/06	2010/01/07
68213	KBC Fin Products Int'l Ltd. - HKEx R Bear CBBC Feb 2010 D	2010/01/06	2010/01/07
69001	KBC Fin Products Int'l Ltd. - HSI R Bear CBBC Mar 2010 O	2010/01/06	2010/01/07
69188	Macquarie Bank Ltd. - HSI R Bear CBBC Apr 2010 A	2010/01/06	2010/01/07
68857	Merrill Lynch Int'l & Co. C.V. - HSI R Bear CBBC Jun 2010 J	2010/01/06	2010/01/07
69055	SGA Societe Generale Acceptance N.V. -HSI R Bear CBBC Jun10X	2010/01/06	2010/01/07
69056	SGA Societe Generale Acceptance N.V. -HSI R Bear CBBC Jun10Y	2010/01/06	2010/01/07
69057	SGA Societe Generale Acceptance N.V. -HSI R Bear CBBC Jun10Z	2010/01/06	2010/01/07
69322	SGA Societe Generale Acceptance N.V.-CCHC R Bear CBBC Jul10B	2010/01/06	2010/01/07
66521	SGA Societe Generale Acceptance NV-CHALCO R Bear CBBC Jan10I	2010/01/06	2010/01/07
69239	UBS AG - BOCL R Bear CBBC May 2010 A	2010/01/06	2010/01/07
66384	UBS AG - CHALCO R Bear CBBC Feb 2010 I	2010/01/06	2010/01/07
69417	UBS AG - CHALCO R Bear CBBC Jun 2010 D	2010/01/06	2010/01/07
69488	UBS AG - China Life R Bear CBBC May 2010 M	2010/01/06	2010/01/07
68061	UBS AG - HKEx R Bear CBBC Feb 2010 I	2010/01/06	2010/01/07
69244	UBS AG - HKEx R Bear CBBC May 2010 D	2010/01/06	2010/01/07
68928	UBS AG - HSI R Bear CBBC Apr 2010 D	2010/01/06	2010/01/07
68903	UBS AG - HSI R Bear CBBC Apr 2010 J	2010/01/06	2010/01/07
68927	UBS AG - HSI R Bear CBBC Apr 2010 P	2010/01/06	2010/01/07
69123	UBS AG - HSI R Bear CBBC Jun 2010 K	2010/01/06	2010/01/07
68978	UBS AG - HSI R Bear CBBC May 2010 W	2010/01/06	2010/01/07
69125	UBS AG - TCH R Bear CBBC Apr 2010 D	2010/01/06	2010/01/07
67949	ABN AMRO Bank N.V. - CNOOC R Bear CBBC Mar 2010 E	2010/01/07	2010/01/08
69475	ABN AMRO Bank N.V. - HKEx R Bear CBBC May 2010 E	2010/01/07	2010/01/08
69516	ABN AMRO Bank N.V. - HSCEI R Bear CBBC May 2010 E	2010/01/07	2010/01/08
67338	Credit Suisse - HKEx R Bear CBBC Feb 2010 E	2010/01/07	2010/01/08
69499	Credit Suisse AG - HSI R Bear CBBC May 2010 E	2010/01/07	2010/01/08
69510	Deutsche Bank AG - China Life R Bear CBBC Jun 2010 C	2010/01/07	2010/01/08
66401	Deutsche Bank AG - HKEx R Bear CBBC Feb 2010 A	2010/01/07	2010/01/08
69507	Deutsche Bank AG - HSI R Bear CBBC Apr 2010 O	2010/01/07	2010/01/08
69326	KBC Fin Products Int'l Ltd. - HKEx R Bear CBBC Jun 2010 A	2010/01/07	2010/01/08
65542	KBC Fin Products Int'l Ltd. - HSBC R Bull CBBC Jan 10C	2010/01/07	2010/01/11
69497	KBC Fin Products Int'l Ltd. - HSI R Bear CBBC Apr 2010 T	2010/01/07	2010/01/08
69498	KBC Fin Products Int'l Ltd. - HSI R Bear CBBC Apr 2010 U	2010/01/07	2010/01/08
69493	SGA Societe Generale Acceptance N.V. -HSI R Bear CBBC Jun10C	2010/01/07	2010/01/08
69494	SGA Societe Generale Acceptance N.V. -HSI R Bear CBBC Jun10Q	2010/01/07	2010/01/08
67367	SGA Societe Generale Acceptance N.V.-HKEx R Bear CBBC Jan10V	2010/01/07	2010/01/08
69108	SGA Societe Generale Acceptance N.V.-HKEx R Bear CBBC May10B	2010/01/07	2010/01/08
69501	UBS AG - A50 China R Bull CBBC Apr 2010 H	2010/01/07	2010/01/08
69502	UBS AG - China Mobile R Bear CBBC Apr 2010 H	2010/01/07	2010/01/08
67168	UBS AG - HKEx R Bear CBBC Feb 2010 Q	2010/01/07	2010/01/08
69245	UBS AG - HKEx R Bear CBBC May 2010 E	2010/01/07	2010/01/08
69504	UBS AG - HSI R Bear CBBC Apr 2010 N	2010/01/07	2010/01/08
66140	ABN AMRO Bank N.V. - CCHC R Bear CBBC Jan 2010 B	2010/01/08	2010/01/12
66504	ABN AMRO Bank N.V. - China Mobile R Bear CBBC Jan 2010 C	2010/01/08	2010/01/12
66142	ABN AMRO Bank N.V. - HKEx R Bear CBBC Jan 2010 C	2010/01/08	2010/01/12
66137	ABN AMRO Bank N.V. - HKEx R Bull CBBC Jan 2010 A	2010/01/08	2010/01/12
66017	Credit Suisse - A50 China R Bear CBBC Jan 2010 D	2010/01/08	2010/01/12
66018	Credit Suisse - A50 China R Bear CBBC Jan 2010 E	2010/01/08	2010/01/12
66019	Credit Suisse - A50 China R Bear CBBC Jan 2010 F	2010/01/08	2010/01/12
66226	Credit Suisse - A50 China R Bear CBBC Jan 2010 I	2010/01/08	2010/01/12
66227	Credit Suisse - A50 China R Bear CBBC Jan 2010 J	2010/01/08	2010/01/12
66364	Credit Suisse - A50 China R Bull CBBC Jan 2010 M	2010/01/08	2010/01/12
66298	Credit Suisse - China Life R Bull CBBC Jan 2010 A	2010/01/08	2010/01/12
66299	Credit Suisse - China Life R Bull CBBC Jan 2010 B	2010/01/08	2010/01/12
66024	Credit Suisse - China Mobile R Bear CBBC Jan 2010 E	2010/01/08	2010/01/12
66025	Credit Suisse - China Mobile R Bear CBBC Jan 2010 F	2010/01/08	2010/01/12
66228	Credit Suisse - China Mobile R Bear CBBC Jan 2010 H	2010/01/08	2010/01/12
66020	Credit Suisse - China Mobile R Bull CBBC Jan 2010 A	2010/01/08	2010/01/12
66032	Credit Suisse - HKEx R Bear CBBC Jan 2010 G	2010/01/08	2010/01/12
66033	Credit Suisse - HKEx R Bear CBBC Jan 2010 H	2010/01/08	2010/01/12
66273	Credit Suisse - HKEx R Bear CBBC Jan 2010 I	2010/01/08	2010/01/12
66274	Credit Suisse - HKEx R Bear CBBC Jan 2010 J	2010/01/08	2010/01/12
66343	Credit Suisse - HKEx R Bear CBBC Jan 2010 L	2010/01/08	2010/01/12
66425	Credit Suisse - HKEx R Bear CBBC Jan 2010 O	2010/01/08	2010/01/12
66026	Credit Suisse - HKEx R Bull CBBC Jan 2010 A	2010/01/08	2010/01/12
66420	Credit Suisse - HKEx R Bull CBBC Jan 2010 M	2010/01/08	2010/01/12
66007	Credit Suisse - HSBC R Bull CBBC Jan 2010 A	2010/01/08	2010/01/12
66008	Credit Suisse - HSBC R Bull CBBC Jan 2010 B	2010/01/08	2010/01/12
66009	Credit Suisse - HSBC R Bull CBBC Jan 2010 C	2010/01/08	2010/01/12
66056	Credit Suisse - HSBC R Bull CBBC Jan 2010 G	2010/01/08	2010/01/12
69515	Credit Suisse AG - HSI R Bear CBBC May 2010 F	2010/01/08	2010/01/11
69514	Deutsche Bank AG - HSI R Bear CBBC Apr 2010 K	2010/01/08	2010/01/11
69530	KBC Fin Products Int'l Ltd. - A50 China R Bull CBBC Apr 10D	2010/01/08	2010/01/11



## List of expired CBBC, 2010 (continued)

Code	CBBC	Last trading date	Delisted date
66805	KBC Fin Products Int'l Ltd. - A50 China R Bull CBBC Jan 10I	2010/01/08	2010/01/12
67099	KBC Fin Products Int'l Ltd. - Ch Mobile R Bear CBBC Jan 10D	2010/01/08	2010/01/12
65607	KBC Fin Products Int'l Ltd. - China Life R Bull CBBC Jan 10B	2010/01/08	2010/01/12
66275	KBC Fin Products Int'l Ltd. - HKEx R Bear CBBC Jan 2010 E	2010/01/08	2010/01/12
69513	KBC Fin Products Int'l Ltd. - HSI R Bear CBBC Apr 2010 V	2010/01/08	2010/01/11
66191	UBS AG - A50 China R Bear CBBC Jan 2010 N	2010/01/08	2010/01/12
69537	UBS AG - A50 China R Bull CBBC Apr 2010 J	2010/01/08	2010/01/11
65944	UBS AG - BankComm R Bear CBBC Jan 2010 C	2010/01/08	2010/01/12
65562	UBS AG - CCHC R Bear CBBC Jan 2010 A	2010/01/08	2010/01/12
66758	UBS AG - China Life R Bull CBBC Jan 2010 Q	2010/01/08	2010/01/12
69535	UBS AG - China Mobile R Bear CBBC Apr 2010 J	2010/01/08	2010/01/11
66131	UBS AG - China Mobile R Bear CBBC Jan 2010 H	2010/01/08	2010/01/12
68637	UBS AG - China Mobile R Bear CBBC Mar 2010 G	2010/01/08	2010/01/11
69522	UBS AG - HSI R Bear CBBC Jun 2010 Q	2010/01/08	2010/01/11
69521	UBS AG - HSI R Bear CBBC May 2010 J	2010/01/08	2010/01/11
69532	UBS AG - Sinopec Corp R Bull CBBC Apr 2010 E	2010/01/08	2010/01/11
69449	ABN AMRO Bank N.V. - China Mobile R Bear CBBC Apr 2010 D	2010/01/11	2010/01/12
69378	ABN AMRO Bank N.V. - HSI R Bear CBBC Jun 2010 M	2010/01/11	2010/01/12
68707	CC Rabobank B.A. - HSI R Bear CBBC Jun 2010 R	2010/01/11	2010/01/12
69268	Credit Suisse AG - HKEx R Bear CBBC May 2010 G	2010/01/11	2010/01/12
68613	Credit Suisse AG - HSI R Bear CBBC Apr 2010 K	2010/01/11	2010/01/12
69539	Credit Suisse AG - HSI R Bear CBBC May 2010 S	2010/01/11	2010/01/12
65257	Deutsche Bank AG - A50 China R Bear CBBC Jan 2010 B	2010/01/11	2010/01/13
65891	Deutsche Bank AG - A50 China R Bear CBBC Jan 2010 G	2010/01/11	2010/01/13
65654	Deutsche Bank AG - China Life R Bear CBBC Jan 2010 E	2010/01/11	2010/01/13
65254	Deutsche Bank AG - China Life R Bull CBBC Jan 2010 A	2010/01/11	2010/01/13
65528	Deutsche Bank AG - China Life R Bull CBBC Jan 2010 B	2010/01/11	2010/01/13
68763	Deutsche Bank AG - China Mobile R Bear CBBC Apr 2010 F	2010/01/11	2010/01/12
65660	Deutsche Bank AG - HKEx R Bear CBBC Jan 2010 C	2010/01/11	2010/01/13
65533	Deutsche Bank AG - HKEx R Bull CBBC Jan 2010 A	2010/01/11	2010/01/13
65656	Deutsche Bank AG - HKEx R Bull CBBC Jan 2010 B	2010/01/11	2010/01/13
65534	Deutsche Bank AG - HSBC R Bull CBBC Jan 2010 C	2010/01/11	2010/01/13
69542	Deutsche Bank AG - HSI R Bear CBBC Apr 2010 Z	2010/01/11	2010/01/12
68589	Deutsche Bank AG - HSI R Bear CBBC Mar 2010 T	2010/01/11	2010/01/12
69555	Goldman Sachs SP (Asia) - HSI R Bear CBBC Apr 2010 M	2010/01/11	2010/01/12
68599	Goldman Sachs SP (Asia) - HSI R Bear CBBC Apr 2010 X	2010/01/11	2010/01/12
68960	HK Bank - CHALCO R Bear CBBC May 2010 B	2010/01/11	2010/01/12
69548	KBC Fin Products Int'l Ltd. - HSI R Bear CBBC Apr 2010 W	2010/01/11	2010/01/12
69058	SGA Societe Generale Acceptance N.V. - HSI R Bear CBBC Jun10A	2010/01/11	2010/01/12
65582	SGA Societe Generale Acceptance N.V. - HKEx R Bear CBBC Jan10L	2010/01/11	2010/01/12
69109	SGA Societe Generale Acceptance N.V. - HKEx R Bear CBBC May10C	2010/01/11	2010/01/12
68778	UBS AG - CCHC R Bear CBBC Mar 2010 L	2010/01/11	2010/01/12
65806	UBS AG - CHALCO R Bear CBBC Feb 2010 D	2010/01/11	2010/01/12
68777	UBS AG - Cheung Kong R Bear CBBC Mar 2010 B	2010/01/11	2010/01/12
68889	UBS AG - CNOOC R Bear CBBC Mar 2010 C	2010/01/11	2010/01/12
64059	UBS AG - HKEx R Bear CBBC Jan 2010 C	2010/01/11	2010/01/12
68604	UBS AG - HSI R Bear CBBC Apr 2010 F	2010/01/11	2010/01/12
69540	UBS AG - HSI R Bear CBBC Apr 2010 R	2010/01/11	2010/01/12
69541	UBS AG - HSI R Bear CBBC Jun 2010 Y	2010/01/11	2010/01/12
68726	Credit Suisse - China Mobile R Bear CBBC Apr 2010 A	2010/01/12	2010/01/13
69553	Credit Suisse AG - HSI R Bear CBBC May 2010 Y	2010/01/12	2010/01/13
69578	Credit Suisse AG - HSI R Bull CBBC May 2010 W	2010/01/12	2010/01/13
69557	Deutsche Bank AG - HSI R Bear CBBC May 2010 V	2010/01/12	2010/01/13
69577	Deutsche Bank AG - HSI R Bull CBBC May 2010 T	2010/01/12	2010/01/13
69565	KBC Fin Products Int'l Ltd. - HSI R Bull CBBC Apr 2010 Z	2010/01/12	2010/01/13
64503	SGA Societe Generale Acceptance N.V. - CCHC R Bear CBBC Jan10D	2010/01/12	2010/01/14
65867	SGA Societe Generale Acceptance N.V. - CCHC R Bear CBBC Jan10G	2010/01/12	2010/01/14
66526	SGA Societe Generale Acceptance N.V. - CCHC R Bear CBBC Jan10I	2010/01/12	2010/01/14
64287	SGA Societe Generale Acceptance N.V. - CCHC R Bull CBBC Jan10A	2010/01/12	2010/01/14
66522	SGA Societe Generale Acceptance N.V. - CCHC R Bull CBBC Jan10H	2010/01/12	2010/01/14
64652	SGA Societe Generale Acceptance N.V. - CMob R Bear CBBC Jan10B	2010/01/12	2010/01/14
66153	SGA Societe Generale Acceptance N.V. - CMob R Bear CBBC Jan10H	2010/01/12	2010/01/14
66451	SGA Societe Generale Acceptance N.V. - CMob R Bear CBBC Jan10I	2010/01/12	2010/01/14
66575	SGA Societe Generale Acceptance N.V. - CMob R Bear CBBC Jan10J	2010/01/12	2010/01/14
66576	SGA Societe Generale Acceptance N.V. - CMob R Bear CBBC Jan10K	2010/01/12	2010/01/14
67447	SGA Societe Generale Acceptance N.V. - CMob R Bear CBBC Jan10V	2010/01/12	2010/01/14
67448	SGA Societe Generale Acceptance N.V. - CMob R Bear CBBC Jan10W	2010/01/12	2010/01/14
66744	SGA Societe Generale Acceptance N.V. - CMob R Bull CBBC Jan10L	2010/01/12	2010/01/14
66745	SGA Societe Generale Acceptance N.V. - CMob R Bull CBBC Jan10M	2010/01/12	2010/01/14
67511	SGA Societe Generale Acceptance N.V. - CMob R Bull CBBC Jan10X	2010/01/12	2010/01/14
64835	SGA Societe Generale Acceptance N.V. - COVS R Bear CBBC Jan10A	2010/01/12	2010/01/14
66747	SGA Societe Generale Acceptance N.V. - COVS R Bear CBBC Jan10B	2010/01/12	2010/01/14
67058	SGA Societe Generale Acceptance N.V. - COVS R Bull CBBC Jan10C	2010/01/12	2010/01/14
65686	SGA Societe Generale Acceptance N.V. - HKEx R Bear CBBC Jan10O	2010/01/12	2010/01/14
65961	SGA Societe Generale Acceptance N.V. - HKEx R Bear CBBC Jan10Q	2010/01/12	2010/01/14
64290	SGA Societe Generale Acceptance N.V. - HKEx R Bull CBBC Jan10B	2010/01/12	2010/01/14
64501	SGA Societe Generale Acceptance N.V. - HKEx R Bull CBBC Jan10C	2010/01/12	2010/01/14
64800	SGA Societe Generale Acceptance N.V. - HKEx R Bull CBBC Jan10H	2010/01/12	2010/01/14
65581	SGA Societe Generale Acceptance N.V. - HKEx R Bull CBBC Jan10K	2010/01/12	2010/01/14
65684	SGA Societe Generale Acceptance N.V. - HKEx R Bull CBBC Jan10M	2010/01/12	2010/01/14
65685	SGA Societe Generale Acceptance N.V. - HKEx R Bull CBBC Jan10N	2010/01/12	2010/01/14
67260	SGA Societe Generale Acceptance N.V. - ICBC R Bear CBBC Jan10H	2010/01/12	2010/01/14
65064	SGA Societe Generale Acceptance N.V. - ICBC R Bull CBBC Jan10C	2010/01/12	2010/01/14
66945	SGA Societe Generale Acceptance N.V. - ICBC R Bull CBBC Jan10G	2010/01/12	2010/01/14
64148	SGA Societe Generale Acceptance N.V. - CCoal R Bull CBBC Jan10A	2010/01/12	2010/01/14
65864	SGA Societe Generale Acceptance N.V. - CCoal R Bull CBBC Jan10E	2010/01/12	2010/01/14
64443	SGA Societe Generale Acceptance N.V. - CK(H) R Bear CBBC Jan10B	2010/01/12	2010/01/14

## List of expired CBBC, 2010 (continued)

Code	CBBC	Last trading date	Delisted date
64439	SGA Societe Generale Acceptance N.V-CK(H) R Bull CBBC Jan10A	2010/01/12	2010/01/14
67258	SGA Societe Generale Acceptance N.V-CK(H) R Bull CBBC Jan10D	2010/01/12	2010/01/14
65725	SGA Societe Generale Acceptance N.V-CNOOC R Bull CBBC Jan10C	2010/01/12	2010/01/14
66163	SGA Societe Generale Acceptance N.V-CNOOC R Bull CBBC Jan10D	2010/01/12	2010/01/14
64667	SGA Societe Generale Acceptance N.V-PetCh R Bear CBBC Jan10D	2010/01/12	2010/01/14
64668	SGA Societe Generale Acceptance N.V-PetCh R Bear CBBC Jan10E	2010/01/12	2010/01/14
64293	SGA Societe Generale Acceptance N.V-PetCh R Bull CBBC Jan10B	2010/01/12	2010/01/14
65726	SGA Societe Generale Acceptance N.V-PetCh R Bull CBBC Jan10H	2010/01/12	2010/01/14
69453	UBS AG - China Life R Bull CBBC May 2010 L	2010/01/12	2010/01/13
66995	UBS AG - China Shenhua R Bear CBBC Feb 2010 D	2010/01/12	2010/01/13
69421	UBS AG - China Shenhua R Bear CBBC May 2010 C	2010/01/12	2010/01/13
69560	UBS AG - HKEx R Bear CBBC May 2010 I	2010/01/12	2010/01/13
69562	UBS AG - HSI R Bear CBBC Jun 2010 G	2010/01/12	2010/01/13
69561	UBS AG - HSI R Bear CBBC Jun 2010 Z	2010/01/12	2010/01/13
69566	UBS AG - HSI R Bull CBBC Jun 2010 E	2010/01/12	2010/01/13
69611	ABN AMRO Bank N.V. - HSI R Bull CBBC May 2010 C	2010/01/13	2010/01/14
68982	ABN AMRO Bank N.V. - R&F R Bull CBBC Mar 2010 A	2010/01/13	2010/01/14
69582	BNP Paribas Arbit Issu B.V. - HSI R Bull CBBC May 2010 N	2010/01/13	2010/01/14
69658	BNP Paribas Arbit Issu B.V. - HSI R Bull CBBC May 2010 O	2010/01/13	2010/01/14
69659	BNP Paribas Arbit Issu B.V. - HSI R Bull CBBC May 2010 P	2010/01/13	2010/01/14
69598	CC Rabobank B.A. - HSI R Bull CBBC Jul 2010 I	2010/01/13	2010/01/14
69599	CC Rabobank B.A. - HSI R Bull CBBC Jul 2010 J	2010/01/13	2010/01/14
69505	Credit Suisse AG - A50 China R Bull CBBC May 2010 C	2010/01/13	2010/01/14
69579	Credit Suisse AG - HSI R Bull CBBC Jun 2010 O	2010/01/13	2010/01/14
69622	Credit Suisse AG - HSI R Bull CBBC Jun 2010 P	2010/01/13	2010/01/14
69554	Credit Suisse AG - HSI R Bull CBBC May 2010 O	2010/01/13	2010/01/14
69524	Credit Suisse AG - HSI R Bull CBBC May 2010 Q	2010/01/13	2010/01/14
69621	Credit Suisse AG - HSI R Bull CBBC May 2010 T	2010/01/13	2010/01/14
67864	Deutsche Bank AG - CC Bank R Bull CBBC Apr 2010 A	2010/01/13	2010/01/14
69506	Deutsche Bank AG - China Life R Bull CBBC Jun 2010 B	2010/01/13	2010/01/14
69660	Deutsche Bank AG - China Life R Bull CBBC Jun 2010 D	2010/01/13	2010/01/14
69528	Deutsche Bank AG - HSI R Bull CBBC Jun 2010 M	2010/01/13	2010/01/14
69549	Deutsche Bank AG - HSI R Bull CBBC Jun 2010 N	2010/01/13	2010/01/14
69620	Deutsche Bank AG - HSI R Bull CBBC Jun 2010 O	2010/01/13	2010/01/14
69664	Deutsche Bank AG - HSI R Bull CBBC Jun 2010 P	2010/01/13	2010/01/14
69576	Deutsche Bank AG - HSI R Bull CBBC May 2010 U	2010/01/13	2010/01/14
69665	Goldman Sachs SP (Asia) - HSI R Bull CBBC Apr 2010 B	2010/01/13	2010/01/14
69580	Goldman Sachs SP (Asia) - HSI R Bull CBBC May 2010 J	2010/01/13	2010/01/14
69581	Goldman Sachs SP (Asia) - HSI R Bull CBBC May 2010 K	2010/01/13	2010/01/14
68868	KBC Fin Products Int'l Ltd. - Ch Mobile R Bear CBBC Mar 10E	2010/01/13	2010/01/14
68914	KBC Fin Products Int'l Ltd. - COVS R Bull CBBC Mar 2010 B	2010/01/13	2010/01/14
69615	KBC Fin Products Int'l Ltd. - CP&CC R Bull CBBC Jun 2010 A	2010/01/13	2010/01/14
69624	KBC Fin Products Int'l Ltd. - HSI R Bull CBBC Apr 2010 D	2010/01/13	2010/01/14
69552	KBC Fin Products Int'l Ltd. - HSI R Bull CBBC Apr 2010 X	2010/01/13	2010/01/14
69564	KBC Fin Products Int'l Ltd. - HSI R Bull CBBC Apr 2010 Y	2010/01/13	2010/01/14
69594	SGA Societe Generale Acceptance N.V. -A50 R Bull CBBC May10F	2010/01/13	2010/01/14
69586	SGA Societe Generale Acceptance N.V. -HSI R Bull CBBC Jun10I	2010/01/13	2010/01/14
69585	SGA Societe Generale Acceptance N.V. -HSI R Bull CBBC Jun10J	2010/01/13	2010/01/14
69584	SGA Societe Generale Acceptance N.V. -HSI R Bull CBBC Jun10K	2010/01/13	2010/01/14
69583	SGA Societe Generale Acceptance N.V. -HSI R Bull CBBC Jun10M	2010/01/13	2010/01/14
69544	SGA Societe Generale Acceptance N.V. -HSI R Bull CBBC Jun10N	2010/01/13	2010/01/14
69543	SGA Societe Generale Acceptance N.V. -HSI R Bull CBBC Jun10O	2010/01/13	2010/01/14
69618	SGA Societe Generale Acceptance N.V. -HSI R Bull CBBC Jun10S	2010/01/13	2010/01/14
69619	SGA Societe Generale Acceptance N.V. -HSI R Bull CBBC Jun10U	2010/01/13	2010/01/14
69257	UBS AG - A50 China R Bull CBBC Apr 2010 F	2010/01/13	2010/01/14
69573	UBS AG - CC Bank R Bull CBBC May 2010 D	2010/01/13	2010/01/14
69634	UBS AG - China Life R Bull CBBC May 2010 O	2010/01/13	2010/01/14
68573	UBS AG - China Mobile R Bear CBBC Mar 2010 D	2010/01/13	2010/01/14
66980	UBS AG - COVS R Bull CBBC Feb 2010 C	2010/01/13	2010/01/14
69602	UBS AG - HKEx R Bear CBBC May 2010 J	2010/01/13	2010/01/14
69545	UBS AG - HSCEI R Bull CBBC Apr 2010 H	2010/01/13	2010/01/14
69538	UBS AG - HSI R Bull CBBC Apr 2010 B	2010/01/13	2010/01/14
69626	UBS AG - HSI R Bull CBBC Apr 2010 H	2010/01/13	2010/01/14
69567	UBS AG - HSI R Bull CBBC Apr 2010 Q	2010/01/13	2010/01/14
69547	UBS AG - HSI R Bull CBBC Jul 2010 N	2010/01/13	2010/01/14
69628	UBS AG - HSI R Bull CBBC Jun 2010 J	2010/01/13	2010/01/14
69546	UBS AG - HSI R Bull CBBC Jun 2010 X	2010/01/13	2010/01/14
69627	UBS AG - HSI R Bull CBBC May 2010 W	2010/01/13	2010/01/14
69683	CC Rabobank B.A. - HSI R Bull CBBC Jun 2010 B	2010/01/14	2010/01/15
69685	CC Rabobank B.A. - HSI R Bull CBBC Jun 2010 T	2010/01/14	2010/01/15
69684	CC Rabobank B.A. - HSI R Bull CBBC Jun 2010 U	2010/01/14	2010/01/15
68065	Credit Suisse - China Mobile R Bear CBBC Mar 2010 A	2010/01/14	2010/01/15
69550	Credit Suisse AG - China Life R Bull CBBC May 2010 K	2010/01/14	2010/01/15
69669	Credit Suisse AG - HSI R Bull CBBC Jun 2010 Q	2010/01/14	2010/01/15
69668	Credit Suisse AG - HSI R Bull CBBC May 2010 N	2010/01/14	2010/01/15
69666	Deutsche Bank AG - HSI R Bull CBBC May 2010 Y	2010/01/14	2010/01/15
68869	KBC Fin Products Int'l Ltd. - Ch Mobile R Bear CBBC Apr 10D	2010/01/14	2010/01/15
68212	KBC Fin Products Int'l Ltd. - Ch Mobile R Bear CBBC Mar10B	2010/01/14	2010/01/15
65541	KBC Fin Products Int'l Ltd. - HKEx R Bull CBBC Jan 10C	2010/01/14	2010/01/18
69616	KBC Fin Products Int'l Ltd.-China Shenhua R Bull CBBC Jun10A	2010/01/14	2010/01/15
66942	SGA Societe Generale Acceptance N.V. -R&F R Bull CBBC Jan10M	2010/01/14	2010/01/15
68262	SGA Societe Generale Acceptance N.V.-CMob R Bear CBBC Mar10A	2010/01/14	2010/01/15
69674	UBS AG - A50 China R Bull CBBC Apr 2010 K	2010/01/14	2010/01/15
69256	UBS AG - China Life R Bull CBBC May 2010 I	2010/01/14	2010/01/15
67720	UBS AG - China Mobile R Bear CBBC Feb 2010 V	2010/01/14	2010/01/15
69242	UBS AG - China Mobile R Bear CBBC May 2010 B	2010/01/14	2010/01/15
69667	UBS AG - HKEx R Bear CBBC May 2010 O	2010/01/14	2010/01/15

## List of expired CBBC, 2010 (continued)

Code	CBBC	Last trading date	Delisted date
69671	UBS AG - HKEx R Bull CBBC May 2010 P	2010/01/14	2010/01/15
69678	UBS AG - HSI R Bull CBBC Apr 2010 P	2010/01/14	2010/01/15
68112	UBS AG - Hutchison R Bear CBBC Feb 2010 G	2010/01/14	2010/01/15
69349	UBS AG - Hutchison R Bear CBBC Jun 2010 B	2010/01/14	2010/01/15
67620	UBS AG - ICBC R Bull CBBC Feb 2010 G	2010/01/14	2010/01/15
69341	UBS AG - ICBC R Bull CBBC Jun 2010 B	2010/01/14	2010/01/15
66861	UBS AG - R&F R Bull CBBC Jan 2010 I	2010/01/14	2010/01/15
69412	UBS AG - R&F R Bull CBBC Jun 2010 B	2010/01/14	2010/01/15
67621	UBS AG - Shimao R Bull CBBC Feb 2010 F	2010/01/14	2010/01/15
65518	ABN AMRO Bank N.V. - A50 China R Bear CBBC Jan 2010 C	2010/01/15	2010/01/19
65519	ABN AMRO Bank N.V. - A50 China R Bear CBBC Jan 2010 D	2010/01/15	2010/01/19
65774	ABN AMRO Bank N.V. - A50 China R Bear CBBC Jan 2010 L	2010/01/15	2010/01/19
65775	ABN AMRO Bank N.V. - A50 China R Bear CBBC Jan 2010 M	2010/01/15	2010/01/19
65776	ABN AMRO Bank N.V. - A50 China R Bear CBBC Jan 2010 N	2010/01/15	2010/01/19
65777	ABN AMRO Bank N.V. - A50 China R Bear CBBC Jan 2010 O	2010/01/15	2010/01/19
65837	ABN AMRO Bank N.V. - A50 China R Bear CBBC Jan 2010 R	2010/01/15	2010/01/19
65838	ABN AMRO Bank N.V. - A50 China R Bear CBBC Jan 2010 S	2010/01/15	2010/01/19
65885	ABN AMRO Bank N.V. - A50 China R Bear CBBC Jan 2010 T	2010/01/15	2010/01/19
66204	ABN AMRO Bank N.V. - A50 China R Bear CBBC Jan 2010 V	2010/01/15	2010/01/19
66205	ABN AMRO Bank N.V. - A50 China R Bear CBBC Jan 2010 W	2010/01/15	2010/01/19
67322	ABN AMRO Bank N.V. - A50 China R Bull CBBC Jan 2010 A	2010/01/15	2010/01/19
66703	ABN AMRO Bank N.V. - A50 China R Bull CBBC Jan 2010 F	2010/01/15	2010/01/19
66829	ABN AMRO Bank N.V. - A50 China R Bull CBBC Jan 2010 I	2010/01/15	2010/01/19
66497	ABN AMRO Bank N.V. - A50 China R Bull CBBC Jan 2010 J	2010/01/15	2010/01/19
66498	ABN AMRO Bank N.V. - A50 China R Bull CBBC Jan 2010 K	2010/01/15	2010/01/19
65663	ABN AMRO Bank N.V. - Ch Life R Bull CBBC Jan 2010 A	2010/01/15	2010/01/19
66833	ABN AMRO Bank N.V. - HKEx R Bear CBBC Jan 2010 G	2010/01/15	2010/01/19
66709	ABN AMRO Bank N.V. - HKEx R Bull CBBC Jan 2010 F	2010/01/15	2010/01/19
66077	ABN AMRO Bank N.V. - HSBC R Bull CBBC Jan 2010 A	2010/01/15	2010/01/19
69610	ABN AMRO Bank N.V. - HSI R Bull CBBC May 2010 B	2010/01/15	2010/01/18
69699	Credit Suisse AG - HSI R Bull CBBC Jun 2010 R	2010/01/15	2010/01/18
69457	Credit Suisse AG - HSI R Bull CBBC May 2010 J	2010/01/15	2010/01/18
69661	Deutsche Bank AG - CNOOC R Bull CBBC Jun 2010 A	2010/01/15	2010/01/18
69428	Deutsche Bank AG - HSI R Bull CBBC Jun 2010 K	2010/01/15	2010/01/18
69712	Deutsche Bank AG - HSI R Bull CBBC Jun 2010 Q	2010/01/15	2010/01/18
69551	Goldman Sachs SP (Asia) - HSI R Bull CBBC Apr 2010 A	2010/01/15	2010/01/18
67579	KBC Fin Products Int'l Ltd. - A50 China R Bull CBBC Jan 10 M	2010/01/15	2010/01/19
66988	KBC Fin Products Int'l Ltd. - JiangC R Bull CBBC Jan 10A	2010/01/15	2010/01/19
67097	KBC Fin Products Int'l Ltd.-China Shenhua R Bull CBBC Jan10A	2010/01/15	2010/01/19
69587	Macquarie Bank Ltd. - HSI R Bull CBBC Apr 2010 B	2010/01/15	2010/01/18
69432	SGA Societe Generale Acceptance N.V. -HSI R Bull CBBC Jun10E	2010/01/15	2010/01/18
65142	UBS AG - A50 China R Bear CBBC Jan 2010 I	2010/01/15	2010/01/19
65143	UBS AG - A50 China R Bear CBBC Jan 2010 J	2010/01/15	2010/01/19
63300	UBS AG - A50 China R Bull CBBC Jan 2010 A	2010/01/15	2010/01/19
66232	UBS AG - BOC HK R Bull CBBC Jan 2010 A	2010/01/15	2010/01/19
63291	UBS AG - CC Bank R Bull CBBC Jan 2010 A	2010/01/15	2010/01/19
63219	UBS AG - Cheung Kong R Bull CBBC Jan 2010 A	2010/01/15	2010/01/19
63292	UBS AG - Cheung Kong R Bull CBBC Jan 2010 C	2010/01/15	2010/01/19
63293	UBS AG - China Life R Bull CBBC Jan 2010 A	2010/01/15	2010/01/19
66192	UBS AG - China Mobile R Bear CBBC Jan 2010 J	2010/01/15	2010/01/19
66317	UBS AG - China Mobile R Bear CBBC Jan 2010 L	2010/01/15	2010/01/19
66351	UBS AG - China Mobile R Bear CBBC Jan 2010 M	2010/01/15	2010/01/19
66395	UBS AG - China Mobile R Bear CBBC Jan 2010 O	2010/01/15	2010/01/19
66437	UBS AG - China Mobile R Bear CBBC Jan 2010 P	2010/01/15	2010/01/19
66533	UBS AG - China Mobile R Bear CBBC Jan 2010 R	2010/01/15	2010/01/19
69696	UBS AG - China Mobile R Bear CBBC May 2010 E	2010/01/15	2010/01/18
63294	UBS AG - China Mobile R Bull CBBC Jan 2010 A	2010/01/15	2010/01/19
63295	UBS AG - China Mobile R Bull CBBC Jan 2010 B	2010/01/15	2010/01/19
63296	UBS AG - China Mobile R Bull CBBC Jan 2010 C	2010/01/15	2010/01/19
66096	UBS AG - China Shenhua R Bear CBBC Jan 2010 F	2010/01/15	2010/01/19
66062	UBS AG - China Shenhua R Bull CBBC Jan 2010 D	2010/01/15	2010/01/19
66132	UBS AG - China Tel R Bear CBBC Jan 2010 B	2010/01/15	2010/01/19
66386	UBS AG - China Tel R Bear CBBC Jan 2010 C	2010/01/15	2010/01/19
68024	UBS AG - CM Bank R Bull CBBC Feb 2010 G	2010/01/15	2010/01/18
64296	UBS AG - CM Bank R Bull CBBC Jan 2010 I	2010/01/15	2010/01/19
69702	UBS AG - CM Bank R Bull CBBC Jun 2010 D	2010/01/15	2010/01/18
64297	UBS AG - HKEx R Bull CBBC Jan 2010 G	2010/01/15	2010/01/19
69701	UBS AG - HSI R Bull CBBC Aug 2010 C	2010/01/15	2010/01/18
69455	UBS AG - HSI R Bull CBBC Jun 2010 V	2010/01/15	2010/01/18
63227	UBS AG - Hutchison R Bull CBBC Jan 2010 A	2010/01/15	2010/01/19
69575	UBS AG - Jiangxi Copper R Bull CBBC Jun 2010 F	2010/01/15	2010/01/18
63299	UBS AG - Petrochina R Bull CBBC Jan 2010 A	2010/01/15	2010/01/19
65329	UBS AG - Ping An R Bull CBBC Jan 2010 D	2010/01/15	2010/01/19
65693	UBS AG - R&F R Bear CBBC Jan 2010 C	2010/01/15	2010/01/19
65694	UBS AG - R&F R Bear CBBC Jan 2010 D	2010/01/15	2010/01/19
67044	UBS AG - R&F R Bear CBBC Jan 2010 M	2010/01/15	2010/01/19
66608	UBS AG - R&F R Bull CBBC Jan 2010 G	2010/01/15	2010/01/19
66529	UBS AG - Shimao R Bull CBBC Jan 2010 G	2010/01/15	2010/01/19
66609	UBS AG - Shimao R Bull CBBC Jan 2010 I	2010/01/15	2010/01/19
63085	UBS AG - SHK Ppt R Bull CBBC Jan 2010 A	2010/01/15	2010/01/19
63224	UBS AG - Sinopec Corp R Bear CBBC Jan 2010 A	2010/01/15	2010/01/19
69169	ABN AMRO Bank N.V. - COVS R Bull CBBC Mar 2010 D	2010/01/18	2010/01/19
68365	ABN AMRO Bank N.V. - SHK Ppt R Bull CBBC Feb 2010 A	2010/01/18	2010/01/19
69396	BNP Paribas Arbit Issu B.V. - HSI R Bull CBBC Apr 2010 T	2010/01/18	2010/01/19
69597	CC Rabobank B.A. - HSI R Bull CBBC Jul 2010 H	2010/01/18	2010/01/19
69700	Credit Suisse AG - HKEx R Bull CBBC May 2010 I	2010/01/18	2010/01/19
69735	Credit Suisse AG - HSI R Bull CBBC May 2010 I	2010/01/18	2010/01/19

## List of expired CBBC, 2010 (continued)

Code	CBBC	Last trading date	Delisted date
69390	Credit Suisse AG - HSI R Bull CBBC May 2010 X	2010/01/18	2010/01/19
69492	Credit Suisse AG - HSI R Bull CBBC May 2010 Z	2010/01/18	2010/01/19
65362	Deutsche Bank AG - A50 China R Bear CBBC Jan 2010 C	2010/01/18	2010/01/20
65363	Deutsche Bank AG - A50 China R Bear CBBC Jan 2010 D	2010/01/18	2010/01/20
65901	Deutsche Bank AG - China Life R Bull CBBC Jan 2010 F	2010/01/18	2010/01/20
68202	Deutsche Bank AG - China Life R Bull CBBC Mar 2010 J	2010/01/18	2010/01/19
65899	Deutsche Bank AG - China Mobile R Bear CBBC Jan 2010 B	2010/01/18	2010/01/20
65921	Deutsche Bank AG - HKEx R Bear CBBC Jan 2010 D	2010/01/18	2010/01/20
69728	Deutsche Bank AG - HSI R Bull CBBC Jul 2010 B	2010/01/18	2010/01/19
69427	Deutsche Bank AG - HSI R Bull CBBC Jun 2010 J	2010/01/18	2010/01/19
69727	Deutsche Bank AG - HSI R Bull CBBC Jun 2010 S	2010/01/18	2010/01/19
69389	Deutsche Bank AG - HSI R Bull CBBC May 2010 R	2010/01/18	2010/01/19
69394	Goldman Sachs SP (Asia) - HSI R Bull CBBC May 2010 L	2010/01/18	2010/01/19
69734	KBC Fin Products Int'l Ltd. - HSI R Bull CBBC Apr 2010 F	2010/01/18	2010/01/19
69392	KBC Fin Products Int'l Ltd. - HSI R Bull CBBC Apr 2010 S	2010/01/18	2010/01/19
69729	SGA Societe Generale Acceptance N.V. -HSI R Bull CBBC Jun10D	2010/01/18	2010/01/19
69431	SGA Societe Generale Acceptance N.V. -HSI R Bull CBBC Jun10F	2010/01/18	2010/01/19
69430	SGA Societe Generale Acceptance N.V. -HSI R Bull CBBC Jun10G	2010/01/18	2010/01/19
69730	SGA Societe Generale Acceptance N.V. -HSI R Bull CBBC Jun10Z	2010/01/18	2010/01/19
69719	UBS AG - CHALCO R Bull CBBC Jun 2010 H	2010/01/18	2010/01/19
69720	UBS AG - Cheung Kong R Bull CBBC Jun 2010 F	2010/01/18	2010/01/19
69652	UBS AG - HKEx R Bull CBBC May 2010 K	2010/01/18	2010/01/19
69454	UBS AG - HSBC R Bull CBBC Jun 2010 D	2010/01/18	2010/01/19
69388	UBS AG - HSI R Bull CBBC Apr 2010 M	2010/01/18	2010/01/19
69489	UBS AG - HSI R Bull CBBC Apr 2010 U	2010/01/18	2010/01/19
69456	UBS AG - HSI R Bull CBBC Jul 2010 L	2010/01/18	2010/01/19
69733	UBS AG - HSI R Bull CBBC Jul 2010 R	2010/01/18	2010/01/19
69732	UBS AG - HSI R Bull CBBC Jun 2010 L	2010/01/18	2010/01/19
69638	UBS AG - Petrochina R Bull CBBC Jun 2010 C	2010/01/18	2010/01/19
67553	UBS AG - SHK Ppt R Bull CBBC Feb 2010 U	2010/01/18	2010/01/19
69639	UBS AG - SHK Ppt R Bull CBBC Jun 2010 F	2010/01/18	2010/01/19
69607	ABN AMRO Bank N.V. - TCH R Bull CBBC Jun 2010 D	2010/01/19	2010/01/20
69608	ABN AMRO Bank N.V. - TCH R Bull CBBC Jun 2010 E	2010/01/19	2010/01/20
69740	CC Rabobank B.A. - HSI R Bull CBBC Jun 2010 Q	2010/01/19	2010/01/20
69747	Credit Suisse AG - HSI R Bull CBBC May 2010 E	2010/01/19	2010/01/20
69525	Credit Suisse AG - TCH R Bull CBBC May 2010 B	2010/01/19	2010/01/20
69748	Deutsche Bank AG - HSI R Bull CBBC Jun 2010 T	2010/01/19	2010/01/20
69527	Deutsche Bank AG - TCH R Bull CBBC Jun 2010 A	2010/01/19	2010/01/20
69742	HK Bank - HSI R Bull CBBC Jun 2010 Q	2010/01/19	2010/01/20
65611	KBC Fin Products Int'l Ltd. - CP&CC R Bear CBBC Jan 2010 A	2010/01/19	2010/01/21
69755	KBC Fin Products Int'l Ltd. - HSI R Bull CBBC Apr 2010 E	2010/01/19	2010/01/20
65136	SGA Societe Generale Acceptance N.V. -A50 R Bear CBBC Jan10K	2010/01/19	2010/01/21
65312	SGA Societe Generale Acceptance N.V. -A50 R Bear CBBC Jan10P	2010/01/19	2010/01/21
65372	SGA Societe Generale Acceptance N.V. -A50 R Bear CBBC Jan10Q	2010/01/19	2010/01/21
65871	SGA Societe Generale Acceptance N.V. -A50 R Bear CBBC Jan10T	2010/01/19	2010/01/21
66090	SGA Societe Generale Acceptance N.V. -A50 R Bear CBBC Jan10U	2010/01/19	2010/01/21
66456	SGA Societe Generale Acceptance N.V. -A50 R Bear CBBC Jan10Y	2010/01/19	2010/01/21
64656	SGA Societe Generale Acceptance N.V. -A50 R Bull CBBC Jan10A	2010/01/19	2010/01/21
64657	SGA Societe Generale Acceptance N.V. -A50 R Bull CBBC Jan10B	2010/01/19	2010/01/21
66798	SGA Societe Generale Acceptance N.V. -A50 R Bull CBBC Jan10E	2010/01/19	2010/01/21
66946	SGA Societe Generale Acceptance N.V. -A50 R Bull CBBC Jan10F	2010/01/19	2010/01/21
64802	SGA Societe Generale Acceptance N.V. -A50 R Bull CBBC Jan10G	2010/01/19	2010/01/21
64941	SGA Societe Generale Acceptance N.V. -A50 R Bull CBBC Jan10H	2010/01/19	2010/01/21
67646	SGA Societe Generale Acceptance N.V. -A50 R Bull CBBC Jan10N	2010/01/19	2010/01/21
64795	SGA Societe Generale Acceptance N.V. -CCB R Bull CBBC Jan10B	2010/01/19	2010/01/21
65722	SGA Societe Generale Acceptance N.V. -CCB R Bull CBBC Jan10F	2010/01/19	2010/01/21
64079	SGA Societe Generale Acceptance N.V. -HWL R Bull CBBC Jan10A	2010/01/19	2010/01/21
65305	SGA Societe Generale Acceptance N.V. -R&F R Bear CBBC Jan10D	2010/01/19	2010/01/21
65959	SGA Societe Generale Acceptance N.V. -R&F R Bear CBBC Jan10F	2010/01/19	2010/01/21
66524	SGA Societe Generale Acceptance N.V. -R&F R Bear CBBC Jan10G	2010/01/19	2010/01/21
66577	SGA Societe Generale Acceptance N.V. -R&F R Bull CBBC Jan10H	2010/01/19	2010/01/21
66637	SGA Societe Generale Acceptance N.V. -R&F R Bull CBBC Jan10I	2010/01/19	2010/01/21
66638	SGA Societe Generale Acceptance N.V. -R&F R Bull CBBC Jan10J	2010/01/19	2010/01/21
67087	SGA Societe Generale Acceptance N.V. -BOCL R Bear CBBC Jan10G	2010/01/19	2010/01/21
64180	SGA Societe Generale Acceptance N.V. -BOCL R Bull CBBC Jan10A	2010/01/19	2010/01/21
65057	SGA Societe Generale Acceptance N.V. -BOCL R Bull CBBC Jan10C	2010/01/19	2010/01/21
65904	SGA Societe Generale Acceptance N.V. -BOCL R Bull CBBC Jan10E	2010/01/19	2010/01/21
67086	SGA Societe Generale Acceptance N.V. -BOCL R Bull CBBC Jan10F	2010/01/19	2010/01/21
64228	SGA Societe Generale Acceptance N.V. -CMB R Bull CBBC Jan 10A	2010/01/19	2010/01/21
64799	SGA Societe Generale Acceptance N.V. -CUni R Bear CBBC Jan10C	2010/01/19	2010/01/21
65065	SGA Societe Generale Acceptance N.V. -CUni R Bear CBBC Jan10D	2010/01/19	2010/01/21
67263	SGA Societe Generale Acceptance N.V. -HSBC R Bear CBBC Jan10O	2010/01/19	2010/01/21
64076	SGA Societe Generale Acceptance N.V. -HSBC R Bull CBBC Jan10A	2010/01/19	2010/01/21
65583	SGA Societe Generale Acceptance N.V. -HSBC R Bull CBBC Jan10G	2010/01/19	2010/01/21
65962	SGA Societe Generale Acceptance N.V. -HSBC R Bull CBBC Jan10H	2010/01/19	2010/01/21
66088	SGA Societe Generale Acceptance N.V. -HSBC R Bull CBBC Jan10J	2010/01/19	2010/01/21
66165	SGA Societe Generale Acceptance N.V. -HSBC R Bull CBBC Jan10L	2010/01/19	2010/01/21
66944	SGA Societe Generale Acceptance N.V. -HSBC R Bull CBBC Jan10M	2010/01/19	2010/01/21
67259	SGA Societe Generale Acceptance N.V. -HSBC R Bull CBBC Jan10N	2010/01/19	2010/01/21
67644	SGA Societe Generale Acceptance N.V. -HSBC R Bull CBBC Jan10P	2010/01/19	2010/01/21
65721	SGA Societe Generale Acceptance N.V. -BOCom R Bear CBBC Jan10G	2010/01/19	2010/01/21
64147	SGA Societe Generale Acceptance N.V. -BOCom R Bull CBBC Jan10A	2010/01/19	2010/01/21
65058	SGA Societe Generale Acceptance N.V. -BOCom R Bull CBBC Jan10C	2010/01/19	2010/01/21
65259	SGA Societe Generale Acceptance N.V. -BOCom R Bull CBBC Jan10E	2010/01/19	2010/01/21
65720	SGA Societe Generale Acceptance N.V. -BOCom R Bull CBBC Jan10F	2010/01/19	2010/01/21
64649	SGA Societe Generale Acceptance N.V. -CLife R Bull CBBC Jan10B	2010/01/19	2010/01/21
64650	SGA Societe Generale Acceptance N.V. -CLife R Bull CBBC Jan10C	2010/01/19	2010/01/21

## List of expired CBBC, 2010 (continued)

Code	CBBC	Last trading date	Delisted date
64797	SGA Societe Generale Acceptance N.V-CLife R Bull CBBC Jan10D	2010/01/19	2010/01/21
67638	SGA Societe Generale Acceptance N.V-CLife R Bull CBBC Jan10E	2010/01/19	2010/01/21
65252	SGA Societe Generale Acceptance N.V-CLife R Bull CBBC Jan10F	2010/01/19	2010/01/21
65578	SGA Societe Generale Acceptance N.V-CLife R Bull CBBC Jan10G	2010/01/19	2010/01/21
65677	SGA Societe Generale Acceptance N.V-CLife R Bull CBBC Jan10J	2010/01/19	2010/01/21
65678	SGA Societe Generale Acceptance N.V-CLife R Bull CBBC Jan10K	2010/01/19	2010/01/21
66793	SGA Societe Generale Acceptance N.V-CLife R Bull CBBC Jan10S	2010/01/19	2010/01/21
65683	SGA Societe Generale Acceptance N.V-CP&CC R Bear CBBC Jan10D	2010/01/19	2010/01/21
66748	SGA Societe Generale Acceptance N.V-CP&CC R Bear CBBC Jan10E	2010/01/19	2010/01/21
65242	SGA Societe Generale Acceptance N.V-CP&CC R Bull CBBC Jan10B	2010/01/19	2010/01/21
64073	SGA Societe Generale Acceptance N.V-CShen R Bull CBBC Jan10A	2010/01/19	2010/01/21
65903	SGA Societe Generale Acceptance N.V-CShen R Bull CBBC Jan10D	2010/01/19	2010/01/21
67091	SGA Societe Generale Acceptance N.V-CShen R Bull CBBC Jan10G	2010/01/19	2010/01/21
64441	SGA Societe Generale Acceptance N.V-SHK P R Bull CBBC Jan10A	2010/01/19	2010/01/21
65905	SGA Societe Generale Acceptance N.V-SHK P R Bull CBBC Jan10D	2010/01/19	2010/01/21
67264	SGA Societe Generale Acceptance N.V-SHK P R Bull CBBC Jan10E	2010/01/19	2010/01/21
64703	SGA Societe Generale Acceptance NV-BOC HK R Bull CBBC Jan10A	2010/01/19	2010/01/21
66571	SGA Societe Generale Acceptance NV-BOC HK R Bull CBBC Jan10C	2010/01/19	2010/01/21
67088	SGA Societe Generale Acceptance NV-BOC HK R Bull CBBC Jan10E	2010/01/19	2010/01/21
65955	SGA Societe Generale Acceptance NV-CHALCO R Bear CBBC Jan10F	2010/01/19	2010/01/21
66083	SGA Societe Generale Acceptance NV-CHALCO R Bear CBBC Jan10H	2010/01/19	2010/01/21
64096	SGA Societe Generale Acceptance NV-CHALCO R Bull CBBC Jan10A	2010/01/19	2010/01/21
65954	SGA Societe Generale Acceptance NV-CHALCO R Bull CBBC Jan10E	2010/01/19	2010/01/21
66082	SGA Societe Generale Acceptance NV-CHALCO R Bull CBBC Jan10G	2010/01/19	2010/01/21
64183	SGA Societe Generale Acceptance NV-JiangC R Bull CBBC Jan10A	2010/01/19	2010/01/21
65872	SGA Societe Generale Acceptance NV-JiangC R Bull CBBC Jan10C	2010/01/19	2010/01/21
66457	SGA Societe Generale Acceptance NV-JiangC R Bull CBBC Jan10G	2010/01/19	2010/01/21
66580	SGA Societe Generale Acceptance NV-JiangC R Bull CBBC Jan10I	2010/01/19	2010/01/21
65373	SGA Societe Generale Acceptance NV-PingAn R Bull CBBC Jan10A	2010/01/19	2010/01/21
65727	SGA Societe Generale Acceptance NV-PingAn R Bull CBBC Jan10C	2010/01/19	2010/01/21
65966	SGA Societe Generale Acceptance NV-Shimao R Bear CBBC Jan10F	2010/01/19	2010/01/21
65302	SGA Societe Generale Acceptance NV-Shimao R Bull CBBC Jan10A	2010/01/19	2010/01/21
66643	SGA Societe Generale Acceptance NV-Shimao R Bull CBBC Jan10I	2010/01/19	2010/01/21
66949	SGA Societe Generale Acceptance NV-Shimao R Bull CBBC Jan10K	2010/01/19	2010/01/21
69750	UBS AG - China Life R Bull CBBC May 2010 S	2010/01/19	2010/01/20
69751	UBS AG - HSI R Bull CBBC Aug 2010 D	2010/01/19	2010/01/20
69752	UBS AG - HSI R Bull CBBC Jun 2010 I	2010/01/19	2010/01/20
69519	UBS AG - TCH R Bull CBBC Apr 2010 I	2010/01/19	2010/01/20
69640	UBS AG - TCH R Bull CBBC Jun 2010 C	2010/01/19	2010/01/20
69437	ABN AMRO Bank N.V. - A50 China R Bull CBBC Jun 2010 B	2010/01/20	2010/01/21
69609	ABN AMRO Bank N.V. - HSI R Bull CBBC May 2010 A	2010/01/20	2010/01/21
69739	BNP Paribas Arbit Issu B.V. - HSI R Bull CBBC May 2010 R	2010/01/20	2010/01/21
69783	BNP Paribas Arbit Issu B.V. - HSI R Bull CBBC May 2010 T	2010/01/20	2010/01/21
69596	CC Rabobank B.A. - HSI R Bull CBBC Jul 2010 G	2010/01/20	2010/01/21
69782	CC Rabobank B.A. - HSI R Bull CBBC Jun 2010 J	2010/01/20	2010/01/21
69781	CC Rabobank B.A. - HSI R Bull CBBC Jun 2010 K	2010/01/20	2010/01/21
69764	Credit Suisse AG - HSI R Bull CBBC May 2010 F	2010/01/20	2010/01/21
69218	Credit Suisse AG - HSI R Bull CBBC May 2010 H	2010/01/20	2010/01/21
69382	Credit Suisse AG - HSI R Bull CBBC May 2010 K	2010/01/20	2010/01/21
67863	Deutsche Bank AG - A50 China R Bull CBBC Mar 2010 D	2010/01/20	2010/01/21
69216	Deutsche Bank AG - HSI R Bull CBBC Jun 2010 H	2010/01/20	2010/01/21
69355	Deutsche Bank AG - HSI R Bull CBBC Jun 2010 I	2010/01/20	2010/01/21
69762	Deutsche Bank AG - HSI R Bull CBBC May 2010 D	2010/01/20	2010/01/21
69763	Deutsche Bank AG - HSI R Bull CBBC May 2010 F	2010/01/20	2010/01/21
69393	Goldman Sachs SP (Asia) - HSI R Bull CBBC Apr 2010 V	2010/01/20	2010/01/21
69556	HK Bank - HSI R Bull CBBC May 2010 K	2010/01/20	2010/01/21
69529	KBC Fin Products Int'l Ltd. - A50 China R Bull CBBC Apr 10C	2010/01/20	2010/01/21
69119	KBC Fin Products Int'l Ltd. - CP&CC R Bull CBBC May 2010 A	2010/01/20	2010/01/21
69761	KBC Fin Products Int'l Ltd. - HSI R Bull CBBC Apr 2010 L	2010/01/20	2010/01/21
69760	KBC Fin Products Int'l Ltd. - HSI R Bull CBBC Apr 2010 M	2010/01/20	2010/01/21
69391	KBC Fin Products Int'l Ltd. - HSI R Bull CBBC Apr 2010 R	2010/01/20	2010/01/21
69429	SGA Societe Generale Acceptance N.V. - HSI R Bull CBBC Jun10H	2010/01/20	2010/01/21
69187	SGA Societe Generale Acceptance N.V. - HSI R Bull CBBC Jun10P	2010/01/20	2010/01/21
69773	SGA Societe Generale Acceptance N.V. - HSI R Bull CBBC Jun10X	2010/01/20	2010/01/21
69789	UBS AG - A50 China R Bull CBBC May 2010 E	2010/01/20	2010/01/21
69769	UBS AG - China Mobile R Bear CBBC May 2010 G	2010/01/20	2010/01/21
69793	UBS AG - China Mobile R Bull CBBC May 2010 H	2010/01/20	2010/01/21
69766	UBS AG - HSI R Bull CBBC Apr 2010 D	2010/01/20	2010/01/21
69765	UBS AG - HSI R Bull CBBC Apr 2010 J	2010/01/20	2010/01/21
69164	UBS AG - HSI R Bull CBBC Apr 2010 S	2010/01/20	2010/01/21
69215	UBS AG - HSI R Bull CBBC Jul 2010 H	2010/01/20	2010/01/21
69212	UBS AG - HSI R Bull CBBC Mar 2010 P	2010/01/20	2010/01/21
69767	UBS AG - HSI R Bull CBBC May 2010 W	2010/01/20	2010/01/21
69768	UBS AG - Sinopec Corp R Bull CBBC Jun 2010 A	2010/01/20	2010/01/21
67851	ABN AMRO Bank N.V. - A50 China R Bull CBBC Feb 2010 B	2010/01/21	2010/01/22
69473	ABN AMRO Bank N.V. - HSCEI R Bull CBBC Apr 2010 C	2010/01/21	2010/01/22
67918	ABN AMRO Bank N.V. - HSCEI R Bull CBBC Feb 2010 F	2010/01/21	2010/01/22
69168	ABN AMRO Bank N.V. - HSI R Bull CBBC Mar 2010 N	2010/01/21	2010/01/22
68367	ABN AMRO Bank N.V. - Jiangxi Copper R Bull CBBC Feb 2010 B	2010/01/21	2010/01/22
66765	ABN AMRO Bank N.V. - R&F R Bull CBBC Jan 2010 A	2010/01/21	2010/01/22
69606	ABN AMRO Bank N.V. - TCH R Bull CBBC Jun 2010 C	2010/01/21	2010/01/22
68645	BNP Paribas Arbit Issu B.V. - HSCEI R Bull CBBC May 2010 A	2010/01/21	2010/01/22
69395	BNP Paribas Arbit Issu B.V. - HSI R Bull CBBC Apr 2010 U	2010/01/21	2010/01/22
67673	CC Rabobank B.A. - HSI R Bull CBBC Apr 2010 Q	2010/01/21	2010/01/22
69595	CC Rabobank B.A. - HSI R Bull CBBC Jul 2010 F	2010/01/21	2010/01/22
67763	Credit Suisse - HSI R Bull CBBC Mar 2010 G	2010/01/21	2010/01/22
69267	Credit Suisse AG - HSI R Bull CBBC May 2010 M	2010/01/21	2010/01/22

## List of expired CBBC, 2010 (continued)

Code	CBBC	Last trading date	Delisted date
69307	Credit Suisse AG - HSI R Bull CBBC May 2010 U	2010/01/21	2010/01/22
69827	Credit Suisse AG - HSI R Bull CBBC May 2010 W	2010/01/21	2010/01/22
69822	Deutsche Bank AG - China Mobile R Bull CBBC Jun 2010 B	2010/01/21	2010/01/22
69687	Deutsche Bank AG - HSI R Bull CBBC Jul 2010 A	2010/01/21	2010/01/22
68187	Deutsche Bank AG - HSI R Bull CBBC Mar 2010 W	2010/01/21	2010/01/22
69271	Deutsche Bank AG - HSI R Bull CBBC May 2010 M	2010/01/21	2010/01/22
69255	Deutsche Bank AG - HSI R Bull CBBC May 2010 N	2010/01/21	2010/01/22
69820	Deutsche Bank AG - HSI R Bull CBBC May 2010 O	2010/01/21	2010/01/22
69313	Goldman Sachs SP (Asia) - HSI R Bull CBBC May 2010 C	2010/01/21	2010/01/22
65343	HK Bank - A50 R Bear CBBC Jan 2010 B	2010/01/21	2010/01/25
69613	KBC Fin Products Int'l Ltd. - CHALCO R Bull CBBC May 2010 A	2010/01/21	2010/01/22
67784	KBC Fin Products Int'l Ltd. - COVS R Bull CBBC Mar 2010 A	2010/01/21	2010/01/22
69273	KBC Fin Products Int'l Ltd. - HSI R Bull CBBC Apr 2010 Q	2010/01/21	2010/01/22
67787	KBC Fin Products Int'l Ltd. - R&F R Bull CBBC Mar 2010 A	2010/01/21	2010/01/22
67054	KBC Fin Products Int'l Ltd. - SHK Ppt R Bull CBBC Mar 2010 A	2010/01/21	2010/01/22
69749	Macquarie Bank Ltd. - HSI R Bull CBBC Apr 2010 C	2010/01/21	2010/01/22
69228	SGA Societe Generale Acceptance N.V. -HSI R Bull CBBC Jun10L	2010/01/21	2010/01/22
69315	SGA Societe Generale Acceptance N.V. -HSI R Bull CBBC Jun10R	2010/01/21	2010/01/22
67567	SGA Societe Generale Acceptance N.V. -HSI R Bull CBBC May10O	2010/01/21	2010/01/22
69717	SGA Societe Generale Acceptance N.V. -HKEx R Bull CBBC May10E	2010/01/21	2010/01/22
68178	SGA Societe Generale Acceptance N.V. -ICBC R Bull CBBC Apr10A	2010/01/21	2010/01/22
68259	SGA Societe Generale Acceptance N.V. -CLife R Bull CBBC Mar10E	2010/01/21	2010/01/22
67971	SGA Societe Generale Acceptance N.V. -SHK P R Bull CBBC Apr10A	2010/01/21	2010/01/22
65548	UBS AG - BankComm R Bull CBBC Feb 2010 A	2010/01/21	2010/01/22
69670	UBS AG - BankComm R Bull CBBC Jun 2010 C	2010/01/21	2010/01/22
66856	UBS AG - BOCL R Bull CBBC Feb 2010 E	2010/01/21	2010/01/22
69329	UBS AG - BOCL R Bull CBBC Jun 2010 A	2010/01/21	2010/01/22
68182	UBS AG - China Life R Bull CBBC Feb 2010 Z	2010/01/21	2010/01/22
69199	UBS AG - China Life R Bull CBBC May 2010 F	2010/01/21	2010/01/22
69832	UBS AG - China Life R Bull CBBC May 2010 T	2010/01/21	2010/01/22
69731	UBS AG - China Mobile R Bull CBBC May 2010 F	2010/01/21	2010/01/22
69829	UBS AG - China Mobile R Bull CBBC May 2010 J	2010/01/21	2010/01/22
68882	UBS AG - China Shenhua R Bull CBBC Mar 2010 C	2010/01/21	2010/01/22
69722	UBS AG - CNOOC R Bull CBBC Jun 2010 E	2010/01/21	2010/01/22
65385	UBS AG - COVS R Bull CBBC Feb 2010 A	2010/01/21	2010/01/22
69406	UBS AG - COVS R Bull CBBC Jun 2010 A	2010/01/21	2010/01/22
69830	UBS AG - HKEx R Bull CBBC May 2010 T	2010/01/21	2010/01/22
67623	UBS AG - HSCEI R Bull CBBC Feb 2010 Q	2010/01/21	2010/01/22
69679	UBS AG - HSCEI R Bull CBBC Jun 2010 A	2010/01/21	2010/01/22
69308	UBS AG - HSI R Bull CBBC Apr 2010 I	2010/01/21	2010/01/22
69836	UBS AG - HSI R Bull CBBC Jun 2010 K	2010/01/21	2010/01/22
69272	UBS AG - HSI R Bull CBBC Jun 2010 O	2010/01/21	2010/01/22
67624	UBS AG - HSI R Bull CBBC Mar 2010 Y	2010/01/21	2010/01/22
69131	UBS AG - HSI R Bull CBBC May 2010 R	2010/01/21	2010/01/22
67730	UBS AG - Ping An R Bull CBBC Feb 2010 I	2010/01/21	2010/01/22
69672	UBS AG - Ping An R Bull CBBC Jun 2010 B	2010/01/21	2010/01/22
69500	UBS AG - TCH R Bull CBBC Apr 2010 H	2010/01/21	2010/01/22
66713	ABN AMRO Bank N.V. - A50 China R Bull CBBC Jan 2010 P	2010/01/22	2010/01/26
66714	ABN AMRO Bank N.V. - A50 China R Bull CBBC Jan 2010 Q	2010/01/22	2010/01/26
66712	ABN AMRO Bank N.V. - A50 China R Bull CBBC Jan 2010 Z	2010/01/22	2010/01/26
68368	ABN AMRO Bank N.V. - China Shenhua R Bull CBBC Feb 2010 A	2010/01/22	2010/01/25
66627	ABN AMRO Bank N.V. - COVS R Bull CBBC Mar 2010 A	2010/01/22	2010/01/25
69689	ABN AMRO Bank N.V. - HKEx R Bull CBBC Jun 2010 A	2010/01/22	2010/01/25
69690	ABN AMRO Bank N.V. - HKEx R Bull CBBC Jun 2010 B	2010/01/22	2010/01/25
69472	ABN AMRO Bank N.V. - HSCEI R Bull CBBC Apr 2010 B	2010/01/22	2010/01/25
67592	ABN AMRO Bank N.V. - HSCEI R Bull CBBC Feb 2010 E	2010/01/22	2010/01/25
69361	ABN AMRO Bank N.V. - HSI R Bull CBBC Apr 2010 F	2010/01/22	2010/01/25
67590	ABN AMRO Bank N.V. - HSI R Bull CBBC Feb 2010 F	2010/01/22	2010/01/25
67537	ABN AMRO Bank N.V. - HSI R Bull CBBC Feb 2010 G	2010/01/22	2010/01/25
66870	ABN AMRO Bank N.V. - HSI R Bull CBBC Feb 2010 Z	2010/01/22	2010/01/25
66986	ABN AMRO Bank N.V. - R&F R Bear CBBC Jan 2010 C	2010/01/22	2010/01/26
69151	ABN AMRO Bank N.V. - TCH R Bull CBBC Mar 2010 L	2010/01/22	2010/01/25
67440	BNP Paribas Arbit Issu B.V. - HSI R Bull CBBC Apr 2010 C	2010/01/22	2010/01/25
68209	BNP Paribas Arbit Issu B.V. - HSI R Bull CBBC Apr 2010 P	2010/01/22	2010/01/25
66822	BNP Paribas Arbit Issu B.V. - HSI R Bull CBBC Mar 2010 F	2010/01/22	2010/01/25
69863	BNP Paribas Arbit Issu B.V. - HSI R Bull CBBC May 2010 W	2010/01/22	2010/01/25
69864	BNP Paribas Arbit Issu B.V. - HSI R Bull CBBC May 2010 X	2010/01/22	2010/01/25
67597	BOCI Asia Ltd. - HSI R Bull CBBC Feb 2010 A	2010/01/22	2010/01/25
67564	CC Rabobank B.A. - HSI R Bull CBBC Apr 2010 J	2010/01/22	2010/01/25
67563	CC Rabobank B.A. - HSI R Bull CBBC Apr 2010 K	2010/01/22	2010/01/25
67562	CC Rabobank B.A. - HSI R Bull CBBC Apr 2010 L	2010/01/22	2010/01/25
67108	CC Rabobank B.A. - HSI R Bull CBBC Apr 2010 T	2010/01/22	2010/01/25
67672	CC Rabobank B.A. - HSI R Bull CBBC Apr 2010 U	2010/01/22	2010/01/25
67671	CC Rabobank B.A. - HSI R Bull CBBC Apr 2010 V	2010/01/22	2010/01/25
67576	Credit Suisse - A50 China R Bull CBBC Feb 2010 B	2010/01/22	2010/01/25
66467	Credit Suisse - A50 China R Bull CBBC Jan 2010 P	2010/01/22	2010/01/26
66468	Credit Suisse - A50 China R Bull CBBC Jan 2010 Q	2010/01/22	2010/01/26
66671	Credit Suisse - A50 China R Bull CBBC Jan 2010 S	2010/01/22	2010/01/26
66764	Credit Suisse - A50 China R Bull CBBC Jan 2010 V	2010/01/22	2010/01/26
66784	Credit Suisse - A50 China R Bull CBBC Jan 2010 W	2010/01/22	2010/01/26
66786	Credit Suisse - A50 China R Bull CBBC Jan 2010 X	2010/01/22	2010/01/26
66442	Credit Suisse - China Life R Bull CBBC Jan 2010 G	2010/01/22	2010/01/26
66465	Credit Suisse - China Life R Bull CBBC Jan 2010 H	2010/01/22	2010/01/26
66778	Credit Suisse - China Life R Bull CBBC Jan 2010 I	2010/01/22	2010/01/26
67767	Credit Suisse - China Life R Bull CBBC Mar 2010 B	2010/01/22	2010/01/25
66507	Credit Suisse - China Mobile R Bear CBBC Jan 2010 I	2010/01/22	2010/01/26
66563	Credit Suisse - China Mobile R Bear CBBC Jan 2010 K	2010/01/22	2010/01/26

## List of expired CBBC, 2010 (continued)

Code	CBBC	Last trading date	Delisted date
66559	Credit Suisse - China Mobile R Bull CBBC Jan 2010 J	2010/01/22	2010/01/26
66672	Credit Suisse - China Mobile R Bull CBBC Jan 2010 L	2010/01/22	2010/01/26
66466	Credit Suisse - HKEx R Bull CBBC Jan 2010 P	2010/01/22	2010/01/26
66670	Credit Suisse - HKEx R Bull CBBC Jan 2010 Q	2010/01/22	2010/01/26
66763	Credit Suisse - HKEx R Bull CBBC Jan 2010 T	2010/01/22	2010/01/26
67178	Credit Suisse - HSBC R Bull CBBC Feb 2010 C	2010/01/22	2010/01/25
67452	Credit Suisse - HSI R Bull CBBC Feb 2010 S	2010/01/22	2010/01/25
67536	Credit Suisse - HSI R Bull CBBC Feb 2010 U	2010/01/22	2010/01/25
66836	Credit Suisse - HSI R Bull CBBC Jan 2010 X	2010/01/22	2010/01/25
67650	Credit Suisse - HSI R Bull CBBC Mar 2010 B	2010/01/22	2010/01/25
68094	Credit Suisse - HSI R Bull CBBC Mar 2010 U	2010/01/22	2010/01/25
69625	Credit Suisse AG - HKEx R Bull CBBC May 2010 H	2010/01/22	2010/01/25
69222	Credit Suisse AG - HSI R Bull CBBC Jul 2010 C	2010/01/22	2010/01/25
69220	Credit Suisse AG - HSI R Bull CBBC Jun 2010 H	2010/01/22	2010/01/25
69383	Credit Suisse AG - HSI R Bull CBBC Jun 2010 N	2010/01/22	2010/01/25
69842	Credit Suisse AG - HSI R Bull CBBC May 2010 T	2010/01/22	2010/01/25
69128	Credit Suisse AG - TCH R Bull CBBC Apr 2010 B	2010/01/22	2010/01/25
68597	Deutsche Bank AG - Angang Steel R Bull CBBC Mar 2010 B	2010/01/22	2010/01/25
67865	Deutsche Bank AG - China Life R Bull CBBC Mar 2010 G	2010/01/22	2010/01/25
69662	Deutsche Bank AG - HKEx R Bull CBBC Jun 2010 B	2010/01/22	2010/01/25
68404	Deutsche Bank AG - HSBC R Bull CBBC Mar 2010 C	2010/01/22	2010/01/25
67432	Deutsche Bank AG - HSI R Bull CBBC Feb 2010 K	2010/01/22	2010/01/25
66825	Deutsche Bank AG - HSI R Bull CBBC Feb 2010 M	2010/01/22	2010/01/25
67449	Deutsche Bank AG - HSI R Bull CBBC Feb 2010 X	2010/01/22	2010/01/25
69490	Deutsche Bank AG - HSI R Bull CBBC Jun 2010 L	2010/01/22	2010/01/25
69802	Deutsche Bank AG - HSI R Bull CBBC Jun 2010 U	2010/01/22	2010/01/25
69803	Deutsche Bank AG - HSI R Bull CBBC Jun 2010 V	2010/01/22	2010/01/25
69851	Deutsche Bank AG - HSI R Bull CBBC Jun 2010 X	2010/01/22	2010/01/25
67538	Deutsche Bank AG - HSI R Bull CBBC Mar 2010 G	2010/01/22	2010/01/25
67457	Deutsche Bank AG - HSI R Bull CBBC Mar 2010 Q	2010/01/22	2010/01/25
69801	Deutsche Bank AG - HSI R Bull CBBC May 2010 A	2010/01/22	2010/01/25
67869	Deutsche Bank AG - ICBC R Bull CBBC Mar 2010 B	2010/01/22	2010/01/25
69526	Deutsche Bank AG - TCH R Bull CBBC May 2010 A	2010/01/22	2010/01/25
67539	Goldman Sachs SP (Asia) - HSI R Bull CBBC Apr 2010 P	2010/01/22	2010/01/25
67439	Goldman Sachs SP (Asia) - HSI R Bull CBBC May 2010 N	2010/01/22	2010/01/25
67525	Goldman Sachs SP (Asia) - HSI R Bull CBBC May 2010 O	2010/01/22	2010/01/25
69301	HK Bank - A50 R Bull CBBC Jun 2010 C	2010/01/22	2010/01/25
69741	HK Bank - China Life R Bull CBBC Jun 2010 A	2010/01/22	2010/01/25
67596	HK Bank - HSI R Bull CBBC Jul 2010 A	2010/01/22	2010/01/25
68215	HK Bank - HSI R Bull CBBC Jul 2010 E	2010/01/22	2010/01/25
68955	HK Bank - Sinopec Corp R Bull CBBC Apr 2010 A	2010/01/22	2010/01/25
69682	KBC Fin Products Int'l Ltd. - HKEx R Bull CBBC May 2010 A	2010/01/22	2010/01/25
68384	KBC Fin Products Int'l Ltd. - HSBC R Bull CBBC Apr 2010 C	2010/01/22	2010/01/25
67535	KBC Fin Products Int'l Ltd. - HSI R Bull CBBC Feb 2010 H	2010/01/22	2010/01/25
66808	KBC Fin Products Int'l Ltd. - HSI R Bull CBBC Feb 2010 Y	2010/01/22	2010/01/25
67534	KBC Fin Products Int'l Ltd. - HSI R Bull CBBC Jan 2010 P	2010/01/22	2010/01/25
68415	KBC Fin Products Int'l Ltd. - HSI R Bull CBBC May 2010 D	2010/01/22	2010/01/25
67578	KBC Fin Products Int'l Ltd. - Jiangxi C R Bull CBBC Mar 10 A	2010/01/22	2010/01/25
68195	KBC Fin Products Int'l Ltd. - Angang Steel R Bull CBBC Mar10C	2010/01/22	2010/01/25
68328	KBC Fin Products Int'l Ltd.-China Shenhua R Bull CBBC Feb10B	2010/01/22	2010/01/25
67709	Macquarie Bank Ltd. - HSI R Bull CBBC Jan 2010 G	2010/01/22	2010/01/25
67875	Merrill Lynch Int'l & Co. C.V. - HSI R Bull CBBC May 2010 C	2010/01/22	2010/01/25
67876	Merrill Lynch Int'l & Co. C.V. - HSI R Bull CBBC May 2010 D	2010/01/22	2010/01/25
67877	Merrill Lynch Int'l & Co. C.V. - HSI R Bull CBBC May 2010 E	2010/01/22	2010/01/25
69068	SGA Societe Generale Acceptance N.V. -A50 R Bull CBBC May10B	2010/01/22	2010/01/25
68544	SGA Societe Generale Acceptance N.V. -CCB R Bull CBBC Apr10A	2010/01/22	2010/01/25
66850	SGA Societe Generale Acceptance N.V. -HSI R Bull CBBC Mar10D	2010/01/22	2010/01/25
67694	SGA Societe Generale Acceptance N.V. -HSI R Bull CBBC Mar10I	2010/01/22	2010/01/25
67542	SGA Societe Generale Acceptance N.V. -HSI R Bull CBBC May10I	2010/01/22	2010/01/25
67543	SGA Societe Generale Acceptance N.V. -HSI R Bull CBBC May10J	2010/01/22	2010/01/25
67544	SGA Societe Generale Acceptance N.V. -HSI R Bull CBBC May10K	2010/01/22	2010/01/25
67565	SGA Societe Generale Acceptance N.V. -HSI R Bull CBBC May10M	2010/01/22	2010/01/25
67566	SGA Societe Generale Acceptance N.V. -HSI R Bull CBBC May10N	2010/01/22	2010/01/25
69716	SGA Societe Generale Acceptance N.V.-HKEx R Bull CBBC May10D	2010/01/22	2010/01/25
69591	SGA Societe Generale Acceptance N.V.-HSBC R Bull CBBC Jun10A	2010/01/22	2010/01/25
69849	SGA Societe Generale Acceptance N.V.-TCH R Bull CBBC Jun10C	2010/01/22	2010/01/25
68258	SGA Societe Generale Acceptance N.V.-CLife R Bull CBBC Mar10D	2010/01/22	2010/01/25
68545	SGA Societe Generale Acceptance N.V.-CShen R Bull CBBC Mar10A	2010/01/22	2010/01/25
69589	SGA Societe Generale Acceptance N.V.-PetCh R Bull CBBC Jun10A	2010/01/22	2010/01/25
67640	SGA Societe Generale Acceptance NV -HSCEI R Bull CBBC Feb10C	2010/01/22	2010/01/25
68336	SGA Societe Generale Acceptance NV-JiangC R Bull CBBC Mar10A	2010/01/22	2010/01/25
65119	UBS AG - A50 China R Bear CBBC Jan 2010 G	2010/01/22	2010/01/26
65120	UBS AG - A50 China R Bear CBBC Jan 2010 H	2010/01/22	2010/01/26
67468	UBS AG - A50 China R Bull CBBC Feb 2010 P	2010/01/22	2010/01/25
66611	UBS AG - A50 China R Bull CBBC Jan 2010 Z	2010/01/22	2010/01/26
69697	UBS AG - A50 China R Bull CBBC May 2010 C	2010/01/22	2010/01/25
68458	UBS AG - Angang Steel R Bull CBBC Mar 2010 A	2010/01/22	2010/01/25
65116	UBS AG - CC Bank R Bear CBBC Jan 2010 F	2010/01/22	2010/01/26
69632	UBS AG - CCHC R Bull CBBC Apr 2010 A	2010/01/22	2010/01/25
69630	UBS AG - CHALCO R Bull CBBC Jun 2010 F	2010/01/22	2010/01/25
67584	UBS AG - China Life R Bull CBBC Feb 2010 F	2010/01/22	2010/01/25
65232	UBS AG - China Life R Bull CBBC Jan 2010 F	2010/01/22	2010/01/26
65327	UBS AG - China Life R Bull CBBC Jan 2010 G	2010/01/22	2010/01/26
69198	UBS AG - China Life R Bull CBBC May 2010 E	2010/01/22	2010/01/25
68282	UBS AG - China Shenhua R Bull CBBC Feb 2010 G	2010/01/22	2010/01/25
69408	UBS AG - China Shenhua R Bull CBBC May 2010 B	2010/01/22	2010/01/25
65118	UBS AG - CM Bank R Bear CBBC Jan 2010 N	2010/01/22	2010/01/26

## List of expired CBBC, 2010 (continued)

Code	CBBC	Last trading date	Delisted date
63828	UBS AG - CM Bank R Bull CBBC Jan 2010 E	2010/01/22	2010/01/26
64058	UBS AG - CM Bank R Bull CBBC Jan 2010 F	2010/01/22	2010/01/26
64241	UBS AG - CM Bank R Bull CBBC Jan 2010 G	2010/01/22	2010/01/26
69636	UBS AG - CNOOC R Bull CBBC Jun 2010 B	2010/01/22	2010/01/25
64726	UBS AG - HKEx R Bear CBBC Jan 2010 I	2010/01/22	2010/01/26
65594	UBS AG - HKEx R Bear CBBC Jan 2010 K	2010/01/22	2010/01/26
65595	UBS AG - HKEx R Bear CBBC Jan 2010 L	2010/01/22	2010/01/26
64264	UBS AG - HKEx R Bull CBBC Jan 2010 F	2010/01/22	2010/01/26
65590	UBS AG - HKEx R Bull CBBC Jan 2010 J	2010/01/22	2010/01/26
69533	UBS AG - HKEx R Bull CBBC May 2010 H	2010/01/22	2010/01/25
69213	UBS AG - HSI R Bull CBBC Apr 2010 Y	2010/01/22	2010/01/25
67526	UBS AG - HSI R Bull CBBC Apr 2010 Z	2010/01/22	2010/01/25
67462	UBS AG - HSI R Bull CBBC Feb 2010 C	2010/01/22	2010/01/25
67523	UBS AG - HSI R Bull CBBC Feb 2010 S	2010/01/22	2010/01/25
67460	UBS AG - HSI R Bull CBBC Jan 2010 M	2010/01/22	2010/01/25
67451	UBS AG - HSI R Bull CBBC Jan 2010 S	2010/01/22	2010/01/25
66812	UBS AG - HSI R Bull CBBC Jan 2010 U	2010/01/22	2010/01/25
69214	UBS AG - HSI R Bull CBBC Jun 2010 P	2010/01/22	2010/01/25
69853	UBS AG - HSI R Bull CBBC Jun 2010 Q	2010/01/22	2010/01/25
67433	UBS AG - HSI R Bull CBBC Mar 2010 B	2010/01/22	2010/01/25
67436	UBS AG - HSI R Bull CBBC May 2010 I	2010/01/22	2010/01/25
69130	UBS AG - HSI R Bull CBBC May 2010 Q	2010/01/22	2010/01/25
68704	UBS AG - HSI R Bull CBBC May 2010 U	2010/01/22	2010/01/25
66880	UBS AG - HSI R Bull CBBC May 2010 V	2010/01/22	2010/01/25
69831	UBS AG - Hutchison R Bull CBBC Jun 2010 E	2010/01/22	2010/01/25
63833	UBS AG - ICBC R Bull CBBC Jan 2010 D	2010/01/22	2010/01/26
67551	UBS AG - Jiangxi Copper R Bull CBBC Feb 2010 J	2010/01/22	2010/01/25
69534	UBS AG - Jiangxi Copper R Bull CBBC Jun 2010 E	2010/01/22	2010/01/25
64267	UBS AG - Petrochina R Bear CBBC Jan 2010 D	2010/01/22	2010/01/26
69411	UBS AG - R&F R Bull CBBC Jun 2010 A	2010/01/22	2010/01/25
66817	UBS AG - Shima R Bull CBBC Feb 2010 A	2010/01/22	2010/01/25
66937	UBS AG - SHK Ppt R Bull CBBC Feb 2010 Q	2010/01/22	2010/01/25
69345	UBS AG - SHK Ppt R Bull CBBC Jun 2010 C	2010/01/22	2010/01/25
64313	UBS AG - Sinopec Corp R Bear CBBC Jan 2010 C	2010/01/22	2010/01/26
69121	UBS AG - Sinopec Corp R Bull CBBC Apr 2010 D	2010/01/22	2010/01/25
65233	UBS AG - Sinopec Corp R Bull CBBC Jan 2010 D	2010/01/22	2010/01/26
69120	UBS AG - TCH R Bull CBBC Apr 2010 B	2010/01/22	2010/01/25
69879	Credit Suisse AG - HSI R Bull CBBC May 2010 Q	2010/01/25	2010/01/26
69905	Deutsche Bank AG - China Life R Bull CBBC Jun 2010 G	2010/01/25	2010/01/26
66294	Deutsche Bank AG - China Mobile R Bear CBBC Jan 2010 C	2010/01/25	2010/01/27
66076	Deutsche Bank AG - HSBC R Bear CBBC Jan 2010 E	2010/01/25	2010/01/27
66075	Deutsche Bank AG - HSBC R Bull CBBC Jan 2010 D	2010/01/25	2010/01/27
69880	Deutsche Bank AG - HSI R Bull CBBC May 2010 W	2010/01/25	2010/01/26
69883	SGA Societe Generale Acceptance N.V. -HSI R Bull CBBC Jun10M	2010/01/25	2010/01/26
69882	SGA Societe Generale Acceptance N.V. -HSI R Bull CBBC Jun10N	2010/01/25	2010/01/26
67908	UBS AG - CM Bank R Bull CBBC Feb 2010 F	2010/01/25	2010/01/26
69335	UBS AG - CM Bank R Bull CBBC Jun 2010 A	2010/01/25	2010/01/26
69876	UBS AG - HKEx R Bull CBBC May 2010 U	2010/01/25	2010/01/26
66933	UBS AG - HSBC R Bull CBBC Feb 2010 K	2010/01/25	2010/01/26
69209	UBS AG - HSBC R Bull CBBC Jun 2010 B	2010/01/25	2010/01/26
69877	UBS AG - HSBC R Bull CBBC Jun 2010 F	2010/01/25	2010/01/26
69878	UBS AG - HSI R Bull CBBC Apr 2010 Q	2010/01/25	2010/01/26
69434	ABN AMRO Bank N.V. - A50 China R Bull CBBC Apr 2010 B	2010/01/26	2010/01/27
69461	ABN AMRO Bank N.V. - Ch Life R Bull CBBC May 2010 B	2010/01/26	2010/01/27
66828	ABN AMRO Bank N.V. - HSI R Bull CBBC Feb 2010 W	2010/01/26	2010/01/27
66869	ABN AMRO Bank N.V. - HSI R Bull CBBC Feb 2010 Y	2010/01/26	2010/01/27
68366	ABN AMRO Bank N.V. - Jiangxi Copper R Bull CBBC Feb 2010 A	2010/01/26	2010/01/27
69150	ABN AMRO Bank N.V. - TCH R Bull CBBC Mar 2010 K	2010/01/26	2010/01/27
69928	BNP Paribas Arbit Issu B.V. - HSI R Bull CBBC Jun 2010 E	2010/01/26	2010/01/27
67378	BNP Paribas Arbit Issu B.V. - HSI R Bull CBBC Mar 2010 T	2010/01/26	2010/01/27
66965	CC Rabobank B.A. - HSI R Bull CBBC Apr 2010 P	2010/01/26	2010/01/27
67003	CC Rabobank B.A. - HSI R Bull CBBC Mar 2010 X	2010/01/26	2010/01/27
68096	Credit Suisse - HSI R Bull CBBC Apr 2010 J	2010/01/26	2010/01/27
68900	Credit Suisse AG - HKEx R Bull CBBC May 2010 E	2010/01/26	2010/01/27
69932	Credit Suisse AG - HSI R Bull CBBC May 2010 X	2010/01/26	2010/01/27
67599	Deutsche Bank AG - China Life R Bull CBBC Apr 2010 B	2010/01/26	2010/01/27
67868	Deutsche Bank AG - CNOOC R Bull CBBC Apr 2010 D	2010/01/26	2010/01/27
67390	Deutsche Bank AG - HSI R Bull CBBC Apr 2010 U	2010/01/26	2010/01/27
66824	Deutsche Bank AG - HSI R Bull CBBC Feb 2010 W	2010/01/26	2010/01/27
69907	Deutsche Bank AG - HSI R Bull CBBC Jul 2010 C	2010/01/26	2010/01/27
69881	Deutsche Bank AG - HSI R Bull CBBC Jun 2010 Y	2010/01/26	2010/01/27
69804	Deutsche Bank AG - Sinopec Corp R Bull CBBC Jun 2010 A	2010/01/26	2010/01/27
66872	Goldman Sachs SP (Asia) - HSI R Bull CBBC Apr 2010 W	2010/01/26	2010/01/27
69758	HK Bank - CHALCO R Bull CBBC Jul 2010 A	2010/01/26	2010/01/27
68957	HK Bank - HKEx R Bull CBBC May 2010 A	2010/01/26	2010/01/27
67084	HK Bank - HSI R Bull CBBC May 2010 D	2010/01/26	2010/01/27
69614	KBC Fin Products Int'l Ltd. - CCHC R Bull CBBC May 2010 A	2010/01/26	2010/01/27
69563	KBC Fin Products Int'l Ltd. - CHALCO R Bull CBBC Apr 2010 B	2010/01/26	2010/01/27
65609	KBC Fin Products Int'l Ltd. - CP&CC R Bull CBBC Apr 2010 A	2010/01/26	2010/01/27
69930	KBC Fin Products Int'l Ltd. - HSI R Bull CBBC Apr 2010 N	2010/01/26	2010/01/27
68414	KBC Fin Products Int'l Ltd. - HSI R Bull CBBC May 2010 C	2010/01/26	2010/01/27
66990	KBC Fin Products Int'l Ltd. - JiangC R Bull CBBC Feb 10A	2010/01/26	2010/01/27
69931	KBC Fin Products Int'l Ltd. - TCH R Bull CBBC May 2010 B	2010/01/26	2010/01/27
69867	SGA Societe Generale Acceptance N.V. -HSI R Bull CBBC Jul10H	2010/01/26	2010/01/27
69870	SGA Societe Generale Acceptance N.V. -HSI R Bull CBBC Jul10I	2010/01/26	2010/01/27
69871	SGA Societe Generale Acceptance N.V. -HSI R Bull CBBC Jul10J	2010/01/26	2010/01/27
66841	SGA Societe Generale Acceptance N.V. -HSI R Bull CBBC Mar10F	2010/01/26	2010/01/27



## List of expired CBBC, 2010 (continued)

Code	CBBC	Last trading date	Delisted date
66842	SGA Societe Generale Acceptance N.V. -HSI R Bull CBBC Mar10J	2010/01/26	2010/01/27
67692	SGA Societe Generale Acceptance N.V. -HSI R Bull CBBC May10X	2010/01/26	2010/01/27
67641	SGA Societe Generale Acceptance N.V.-HKEx R Bull CBBC Mar10A	2010/01/26	2010/01/27
69107	SGA Societe Generale Acceptance N.V.-TCH R Bull CBBC Jun10A	2010/01/26	2010/01/27
67698	SGA Societe Generale Acceptance N.V.-CLife R Bull CBBC Mar10A	2010/01/26	2010/01/27
69066	SGA Societe Generale Acceptance N.V.-CP&CC R Bull CBBC May10B	2010/01/26	2010/01/27
67639	SGA Societe Generale Acceptance NV -HSCEI R Bull CBBC Feb10B	2010/01/26	2010/01/27
69847	SGA Societe Generale Acceptance NV -HSCEI R Bull CBBC Jun10C	2010/01/26	2010/01/27
69403	UBS AG - BankComm R Bull CBBC Jun 2010 A	2010/01/26	2010/01/27
69856	UBS AG - BYD Company R Bull CBBC May 2010 A	2010/01/26	2010/01/27
69572	UBS AG - CHALCO R Bull CBBC Jun 2010 E	2010/01/26	2010/01/27
67549	UBS AG - China Life R Bull CBBC Feb 2010 K	2010/01/26	2010/01/27
69201	UBS AG - China Life R Bull CBBC Jun 2010 A	2010/01/26	2010/01/27
66383	UBS AG - CUni R Bull CBBC Feb 2010 E	2010/01/26	2010/01/27
69410	UBS AG - CUni R Bull CBBC Jun 2010 A	2010/01/26	2010/01/27
69338	UBS AG - HKEx R Bull CBBC May 2010 F	2010/01/26	2010/01/27
67458	UBS AG - HSCEI R Bull CBBC Feb 2010 G	2010/01/26	2010/01/27
69919	UBS AG - HSCEI R Bull CBBC May 2010 E	2010/01/26	2010/01/27
69920	UBS AG - HSCEI R Bull CBBC May 2010 F	2010/01/26	2010/01/27
69909	UBS AG - HSI R Bull CBBC Apr 2010 P	2010/01/26	2010/01/27
69887	UBS AG - HSI R Bull CBBC Aug 2010 H	2010/01/26	2010/01/27
69929	UBS AG - HSI R Bull CBBC Aug 2010 K	2010/01/26	2010/01/27
66878	UBS AG - HSI R Bull CBBC Jan 2010 L	2010/01/26	2010/01/27
66888	UBS AG - HSI R Bull CBBC Jan 2010 Y	2010/01/26	2010/01/27
69287	UBS AG - HSI R Bull CBBC Jul 2010 J	2010/01/26	2010/01/27
69889	UBS AG - HSI R Bull CBBC Jul 2010 T	2010/01/26	2010/01/27
69888	UBS AG - HSI R Bull CBBC Jun 2010 Z	2010/01/26	2010/01/27
66584	UBS AG - Jiangxi Copper R Bull CBBC Feb 2010 E	2010/01/26	2010/01/27
69414	UBS AG - Jiangxi Copper R Bull CBBC Jun 2010 D	2010/01/26	2010/01/27
67552	UBS AG - Petrochina R Bull CBBC Feb 2010 H	2010/01/26	2010/01/27
69637	UBS AG - Petrochina R Bull CBBC Jun 2010 B	2010/01/26	2010/01/27
69092	UBS AG - TCH R Bull CBBC Apr 2010 A	2010/01/26	2010/01/27
69908	UBS AG - TCH R Bull CBBC Jun 2010 E	2010/01/26	2010/01/27
69917	UBS AG - TCH R Bull CBBC Jun 2010 F	2010/01/26	2010/01/27
65981	ABN AMRO Bank N.V. - HSI R Bear CBBC Jan 2010 P	2010/01/27	2010/01/29
67217	ABN AMRO Bank N.V. - HSI R Bear CBBC Jan 2010 S	2010/01/27	2010/01/29
67219	ABN AMRO Bank N.V. - HSI R Bear CBBC Jan 2010 W	2010/01/27	2010/01/29
67218	ABN AMRO Bank N.V. - HSI R Bear CBBC Jan 2010 X	2010/01/27	2010/01/29
66868	ABN AMRO Bank N.V. - HSI R Bull CBBC Feb 2010 X	2010/01/27	2010/01/28
65335	ABN AMRO Bank N.V. - HSI R Bull CBBC Jan 2010 A	2010/01/27	2010/01/29
65336	ABN AMRO Bank N.V. - HSI R Bull CBBC Jan 2010 B	2010/01/27	2010/01/29
65342	ABN AMRO Bank N.V. - HSI R Bull CBBC Jan 2010 C	2010/01/27	2010/01/29
65369	ABN AMRO Bank N.V. - HSI R Bull CBBC Jan 2010 D	2010/01/27	2010/01/29
65370	ABN AMRO Bank N.V. - HSI R Bull CBBC Jan 2010 E	2010/01/27	2010/01/29
65506	ABN AMRO Bank N.V. - HSI R Bull CBBC Jan 2010 F	2010/01/27	2010/01/29
65507	ABN AMRO Bank N.V. - HSI R Bull CBBC Jan 2010 G	2010/01/27	2010/01/29
65664	ABN AMRO Bank N.V. - HSI R Bull CBBC Jan 2010 H	2010/01/27	2010/01/29
65665	ABN AMRO Bank N.V. - HSI R Bull CBBC Jan 2010 I	2010/01/27	2010/01/29
65952	ABN AMRO Bank N.V. - HSI R Bull CBBC Jan 2010 K	2010/01/27	2010/01/29
66201	ABN AMRO Bank N.V. - HSI R Bull CBBC Jan 2010 T	2010/01/27	2010/01/29
66202	ABN AMRO Bank N.V. - HSI R Bull CBBC Jan 2010 U	2010/01/27	2010/01/29
69101	ABN AMRO Bank N.V. - TCH R Bull CBBC Mar 2010 H	2010/01/27	2010/01/28
65167	BNP Paribas Arbit Issu B.V. - Ch Mob R Bull CBBC Jan 2010 A	2010/01/27	2010/01/29
64142	BNP Paribas Arbit Issu B.V. - HKEx R Bull CBBC Jan 2010 A	2010/01/27	2010/01/29
64690	BNP Paribas Arbit Issu B.V. - HSCEI R Bull CBBC Jan 2010 A	2010/01/27	2010/01/29
66894	BNP Paribas Arbit Issu B.V. - HSI R Bull CBBC Feb 2010 I	2010/01/27	2010/01/28
64270	BNP Paribas Arbit Issu B.V. - HSI R Bull CBBC Jan 2010 H	2010/01/27	2010/01/29
64325	BNP Paribas Arbit Issu B.V. - HSI R Bull CBBC Jan 2010 J	2010/01/27	2010/01/29
64350	BNP Paribas Arbit Issu B.V. - HSI R Bull CBBC Jan 2010 K	2010/01/27	2010/01/29
64379	BNP Paribas Arbit Issu B.V. - HSI R Bull CBBC Jan 2010 L	2010/01/27	2010/01/29
65192	BOCI Asia Ltd. - HSI R Bull CBBC Jan 2010 A	2010/01/27	2010/01/29
64853	CC Rabobank B.A. - HKEx R Bull CBBC Jan 2010 A	2010/01/27	2010/01/29
64854	CC Rabobank B.A. - HKEx R Bull CBBC Jan 2010 B	2010/01/27	2010/01/29
66964	CC Rabobank B.A. - HSI R Bull CBBC Apr 2010 O	2010/01/27	2010/01/28
63548	CC Rabobank B.A. - HSI R Bull CBBC Jan 2010 A	2010/01/27	2010/01/29
63549	CC Rabobank B.A. - HSI R Bull CBBC Jan 2010 B	2010/01/27	2010/01/29
63550	CC Rabobank B.A. - HSI R Bull CBBC Jan 2010 C	2010/01/27	2010/01/29
63553	CC Rabobank B.A. - HSI R Bull CBBC Jan 2010 D	2010/01/27	2010/01/29
64132	CC Rabobank B.A. - HSI R Bull CBBC Jan 2010 K	2010/01/27	2010/01/29
64133	CC Rabobank B.A. - HSI R Bull CBBC Jan 2010 L	2010/01/27	2010/01/29
69951	CC Rabobank B.A. - HSI R Bull CBBC Jun 2010 D	2010/01/27	2010/01/28
69952	CC Rabobank B.A. - HSI R Bull CBBC Jun 2010 R	2010/01/27	2010/01/28
66544	Credit Suisse - HSI R Bear CBBC Jan 2010 H	2010/01/27	2010/01/29
66366	Credit Suisse - HSI R Bull CBBC Jan 2010 A	2010/01/27	2010/01/29
66469	Credit Suisse - HSI R Bull CBBC Jan 2010 D	2010/01/27	2010/01/29
66506	Credit Suisse - HSI R Bull CBBC Jan 2010 E	2010/01/27	2010/01/29
66696	Credit Suisse - HSI R Bull CBBC Jan 2010 L	2010/01/27	2010/01/29
66697	Credit Suisse - HSI R Bull CBBC Jan 2010 M	2010/01/27	2010/01/29
66717	Credit Suisse - HSI R Bull CBBC Jan 2010 P	2010/01/27	2010/01/29
66718	Credit Suisse - HSI R Bull CBBC Jan 2010 Q	2010/01/27	2010/01/29
66727	Credit Suisse - HSI R Bull CBBC Jan 2010 T	2010/01/27	2010/01/29
66785	Credit Suisse - HSI R Bull CBBC Jan 2010 V	2010/01/27	2010/01/29
66835	Credit Suisse - HSI R Bull CBBC Jan 2010 W	2010/01/27	2010/01/28
69219	Credit Suisse AG - HSI R Bull CBBC Jun 2010 G	2010/01/27	2010/01/28
69936	Credit Suisse AG - HSI R Bull CBBC May 2010 Z	2010/01/27	2010/01/28
69127	Credit Suisse AG - TCH R Bull CBBC Apr 2010 A	2010/01/27	2010/01/28
68596	Deutsche Bank AG - Angang Steel R Bull CBBC Mar 2010 A	2010/01/27	2010/01/28

## List of expired CBBC, 2010 (continued)

Code	CBBC	Last trading date	Delisted date
68595	Deutsche Bank AG - CHALCO R Bull CBBC Mar 2010 B	2010/01/27	2010/01/28
67524	Deutsche Bank AG - HSI R Bull CBBC Feb 2010 P	2010/01/27	2010/01/28
64318	Deutsche Bank AG - HSI R Bull CBBC Jan 2010 A	2010/01/27	2010/01/29
63116	Deutsche Bank AG - HSI R Bull CBBC Jan 2010 B	2010/01/27	2010/01/29
63754	Deutsche Bank AG - HSI R Bull CBBC Jan 2010 C	2010/01/27	2010/01/29
64383	Deutsche Bank AG - HSI R Bull CBBC Jan 2010 D	2010/01/27	2010/01/29
65325	Deutsche Bank AG - HSI R Bull CBBC Jan 2010 F	2010/01/27	2010/01/29
63165	Deutsche Bank AG - HSI R Bull CBBC Jan 2010 G	2010/01/27	2010/01/29
63166	Deutsche Bank AG - HSI R Bull CBBC Jan 2010 H	2010/01/27	2010/01/29
65448	Deutsche Bank AG - HSI R Bull CBBC Jan 2010 J	2010/01/27	2010/01/29
65449	Deutsche Bank AG - HSI R Bull CBBC Jan 2010 L	2010/01/27	2010/01/29
65326	Deutsche Bank AG - HSI R Bull CBBC Jan 2010 M	2010/01/27	2010/01/29
63650	Deutsche Bank AG - HSI R Bull CBBC Jan 2010 N	2010/01/27	2010/01/29
63662	Deutsche Bank AG - HSI R Bull CBBC Jan 2010 P	2010/01/27	2010/01/29
67493	Deutsche Bank AG - HSI R Bull CBBC Jan 2010 Q	2010/01/27	2010/01/29
63691	Deutsche Bank AG - HSI R Bull CBBC Jan 2010 R	2010/01/27	2010/01/29
63692	Deutsche Bank AG - HSI R Bull CBBC Jan 2010 S	2010/01/27	2010/01/29
63717	Deutsche Bank AG - HSI R Bull CBBC Jan 2010 T	2010/01/27	2010/01/29
63718	Deutsche Bank AG - HSI R Bull CBBC Jan 2010 U	2010/01/27	2010/01/29
63719	Deutsche Bank AG - HSI R Bull CBBC Jan 2010 V	2010/01/27	2010/01/29
63720	Deutsche Bank AG - HSI R Bull CBBC Jan 2010 W	2010/01/27	2010/01/29
63753	Deutsche Bank AG - HSI R Bull CBBC Jan 2010 Z	2010/01/27	2010/01/29
69955	Deutsche Bank AG - HSI R Bull CBBC Jun 2010 C	2010/01/27	2010/01/28
67304	Deutsche Bank AG - HSI R Bull CBBC May 2010 E	2010/01/27	2010/01/28
69912	Deutsche Bank AG - TCH R Bull CBBC Jun 2010 B	2010/01/27	2010/01/28
64195	Goldman Sachs SP (Asia) - HSI R Bull CBBC Jan 2010 F	2010/01/27	2010/01/29
64196	Goldman Sachs SP (Asia) - HSI R Bull CBBC Jan 2010 G	2010/01/27	2010/01/29
64235	Goldman Sachs SP (Asia) - HSI R Bull CBBC Jan 2010 J	2010/01/27	2010/01/29
64236	Goldman Sachs SP (Asia) - HSI R Bull CBBC Jan 2010 K	2010/01/27	2010/01/29
64354	Goldman Sachs SP (Asia) - HSI R Bull CBBC Jan 2010 S	2010/01/27	2010/01/29
64405	Goldman Sachs SP (Asia) - HSI R Bull CBBC Jan 2010 U	2010/01/27	2010/01/29
66875	Goldman Sachs SP (Asia) - HSI R Bull CBBC May 2010 B	2010/01/27	2010/01/28
63938	HK Bank - HSI R Bull CBBC Jan 2010 B	2010/01/27	2010/01/29
63939	HK Bank - HSI R Bull CBBC Jan 2010 C	2010/01/27	2010/01/29
68958	HK Bank - TCH R Bull CBBC Apr 2010 A	2010/01/27	2010/01/28
65606	KBC Fin Products Int'l Ltd. - China Life R Bull CBBC Jan 10A	2010/01/27	2010/01/29
67785	KBC Fin Products Int'l Ltd. - COVS R Bull CBBC Apr 2010 A	2010/01/27	2010/01/28
66587	KBC Fin Products Int'l Ltd. - HSCEI R Bull CBBC Jan 2010 A	2010/01/27	2010/01/29
69966	KBC Fin Products Int'l Ltd. - HSI R Bull CBBC Apr 2010 K	2010/01/27	2010/01/28
66652	KBC Fin Products Int'l Ltd. - HSI R Bull CBBC Jan 2010 D	2010/01/27	2010/01/28
66651	KBC Fin Products Int'l Ltd. - HSI R Bull CBBC Jan 2010 E	2010/01/27	2010/01/29
64979	KBC Fin Products Int'l Ltd. - HSI R Bull CBBC Jan 2010 H	2010/01/27	2010/01/29
64980	KBC Fin Products Int'l Ltd. - HSI R Bull CBBC Jan 2010 I	2010/01/27	2010/01/29
65294	KBC Fin Products Int'l Ltd. - HSI R Bull CBBC Jan 2010 K	2010/01/27	2010/01/29
65364	KBC Fin Products Int'l Ltd. - HSI R Bull CBBC Jan 2010 M	2010/01/27	2010/01/29
65381	KBC Fin Products Int'l Ltd. - HSI R Bull CBBC Jan 2010 N	2010/01/27	2010/01/29
66756	KBC Fin Products Int'l Ltd. - HSI R Bull CBBC Jan 2010 O	2010/01/27	2010/01/29
65487	KBC Fin Products Int'l Ltd. - HSI R Bull CBBC Jan 2010 S	2010/01/27	2010/01/29
65488	KBC Fin Products Int'l Ltd. - HSI R Bull CBBC Jan 2010 T	2010/01/27	2010/01/29
68916	KBC Fin Products Int'l Ltd. - TCH R Bull CBBC Mar 2010 B	2010/01/27	2010/01/28
68194	KBC Fin Products Int'l Ltd. -Angang Steel R Bull CBBC Mar10B	2010/01/27	2010/01/28
65698	Macquarie Bank Ltd. - HSI R Bull CBBC Jan 2010 C	2010/01/27	2010/01/29
66993	Macquarie Bank Ltd. - HSI R Bull CBBC Jan 2010 E	2010/01/27	2010/01/29
69933	Macquarie Bank Ltd. - HSI R Bull CBBC May 2010 A	2010/01/27	2010/01/28
64923	Merrill Lynch Int'l & Co. C.V. - HSI R Bull CBBC Jan 2010 A	2010/01/27	2010/01/29
64924	Merrill Lynch Int'l & Co. C.V. - HSI R Bull CBBC Jan 2010 B	2010/01/27	2010/01/29
64811	SGA Societe Generale Acceptance N.V. -HSI R Bear CBBC Jan10T	2010/01/27	2010/01/29
64929	SGA Societe Generale Acceptance N.V. -HSI R Bull CBBC Jan10F	2010/01/27	2010/01/29
66566	SGA Societe Generale Acceptance N.V. -HSI R Bull CBBC Jan10G	2010/01/27	2010/01/29
64704	SGA Societe Generale Acceptance N.V. -HSI R Bull CBBC Jan10I	2010/01/27	2010/01/29
64705	SGA Societe Generale Acceptance N.V. -HSI R Bull CBBC Jan10J	2010/01/27	2010/01/29
64803	SGA Societe Generale Acceptance N.V. -HSI R Bull CBBC Jan10L	2010/01/27	2010/01/29
66567	SGA Societe Generale Acceptance N.V. -HSI R Bull CBBC Jan10M	2010/01/27	2010/01/29
66951	SGA Societe Generale Acceptance N.V. -HSI R Bull CBBC Jan10O	2010/01/27	2010/01/29
64891	SGA Societe Generale Acceptance N.V. -HSI R Bull CBBC Jan10U	2010/01/27	2010/01/29
69866	SGA Societe Generale Acceptance N.V. -HSI R Bull CBBC Jul10G	2010/01/27	2010/01/28
66840	SGA Societe Generale Acceptance N.V. -HSI R Bull CBBC Mar10E	2010/01/27	2010/01/28
67973	SGA Societe Generale Acceptance N.V.-CMB R Bull CBBC Feb10 E	2010/01/27	2010/01/28
65570	SGA Societe Generale Acceptance NV -HSCEI R Bear CBBC Jan10A	2010/01/27	2010/01/29
65568	SGA Societe Generale Acceptance NV -HSCEI R Bull CBBC Jan10A	2010/01/27	2010/01/29
65569	SGA Societe Generale Acceptance NV -HSCEI R Bull CBBC Jan10B	2010/01/27	2010/01/29
67661	SGA Societe Generale Acceptance NV-PingAn R Bull CBBC Mar10A	2010/01/27	2010/01/28
67532	UBS AG - A50 China R Bull CBBC Feb 2010 Q	2010/01/27	2010/01/28
69935	UBS AG - A50 China R Bull CBBC May 2010 F	2010/01/27	2010/01/28
66482	UBS AG - CHALCO R Bull CBBC Feb 2010 J	2010/01/27	2010/01/28
69402	UBS AG - CHALCO R Bull CBBC Jun 2010 B	2010/01/27	2010/01/28
67547	UBS AG - Cheung Kong R Bull CBBC Feb 2010 N	2010/01/27	2010/01/28
69631	UBS AG - Cheung Kong R Bull CBBC Jun 2010 D	2010/01/27	2010/01/28
69934	UBS AG - China Mobile R Bull CBBC May 2010 K	2010/01/27	2010/01/28
67839	UBS AG - CM Bank R Bull CBBC Feb 2010 E	2010/01/27	2010/01/28
67497	UBS AG - COVS R Bull CBBC Feb 2010 G	2010/01/27	2010/01/28
69922	UBS AG - HSCEI R Bull CBBC Jun 2010 D	2010/01/27	2010/01/28
64555	UBS AG - HSI R Bear CBBC Jan 2010 P	2010/01/27	2010/01/29
67519	UBS AG - HSI R Bull CBBC Jan 2010 E	2010/01/27	2010/01/29
66811	UBS AG - HSI R Bull CBBC Jan 2010 I	2010/01/27	2010/01/28
65229	UBS AG - HSI R Bull CBBC Jan 2010 J	2010/01/27	2010/01/29
66810	UBS AG - HSI R Bull CBBC Jan 2010 K	2010/01/27	2010/01/29

## List of expired CBBC, 2010 (continued)

Code	CBBC	Last trading date	Delisted date
67459	UBS AG - HSI R Bull CBBC Jan 2010 N	2010/01/27	2010/01/29
63809	UBS AG - HSI R Bull CBBC Jan 2010 O	2010/01/27	2010/01/29
65599	UBS AG - HSI R Bull CBBC Jan 2010 Q	2010/01/27	2010/01/29
65387	UBS AG - HSI R Bull CBBC Jan 2010 R	2010/01/27	2010/01/29
67450	UBS AG - HSI R Bull CBBC Jan 2010 T	2010/01/27	2010/01/28
65366	UBS AG - HSI R Bull CBBC Jan 2010 V	2010/01/27	2010/01/29
69946	UBS AG - HSI R Bull CBBC Jun 2010 E	2010/01/27	2010/01/28
69135	UBS AG - HSI R Bull CBBC Jun 2010 N	2010/01/27	2010/01/28
69045	UBS AG - HSI R Bull CBBC May 2010 X	2010/01/27	2010/01/28
66936	UBS AG - Ping An R Bull CBBC Feb 2010 G	2010/01/27	2010/01/28
69415	UBS AG - Ping An R Bull CBBC Jun 2010 A	2010/01/27	2010/01/28
68944	UBS AG - TCH R Bull CBBC Mar 2010 H	2010/01/27	2010/01/28
69972	Barclays Bank plc - HSI R Bull CBBC Apr 2010 A	2010/01/28	2010/01/29
69973	Barclays Bank plc - HSI R Bull CBBC May 2010 A	2010/01/28	2010/01/29
64163	BNP Paribas Arbit Issu B.V. - A50 Ch R Bull CBBC Jan 2010 A	2010/01/28	2010/02/01
64162	BNP Paribas Arbit Issu B.V. - HSBC R Bull CBBC Jan 2010 A	2010/01/28	2010/02/01
69258	Credit Suisse AG - A50 China R Bull CBBC Apr 2010 G	2010/01/28	2010/01/29
69982	Credit Suisse AG - HSI R Bull CBBC May 2010 E	2010/01/28	2010/01/29
69985	Deutsche Bank AG - HSI R Bull CBBC Jun 2010 D	2010/01/28	2010/01/29
69324	KBC Fin Products Int'l Ltd. - A50 China R Bull CBBC Apr 10A	2010/01/28	2010/01/29
69995	KBC Fin Products Int'l Ltd. - HSI R Bull CBBC Apr 2010 O	2010/01/28	2010/01/29
69067	SGA Societe Generale Acceptance N.V. -A50 R Bull CBBC May10A	2010/01/28	2010/01/29
60000	UBS AG - China Life R Bull CBBC May 2010 W	2010/01/28	2010/01/29
60001	UBS AG - China Mobile R Bull CBBC May 2010 M	2010/01/28	2010/01/29
69996	UBS AG - HSI R Bull CBBC Apr 2010 M	2010/01/28	2010/01/29
69994	UBS AG - HSI R Bull CBBC Apr 2010 U	2010/01/28	2010/01/29
69990	UBS AG - TCH R Bull CBBC Jun 2010 J	2010/01/28	2010/01/29
69754	Credit Suisse AG - China Mobile R Bull CBBC Apr 2010 E	2010/01/29	2010/02/01
60080	Credit Suisse AG - HSI R Bull CBBC Jun 2010 I	2010/01/29	2010/02/01
60077	Credit Suisse AG - HSI R Bull CBBC May 2010 H	2010/01/29	2010/02/01
60039	Deutsche Bank AG - HSI R Bull CBBC Jun 2010 P	2010/01/29	2010/02/01
60038	Deutsche Bank AG - HSI R Bull CBBC May 2010 D	2010/01/29	2010/02/01
60037	Deutsche Bank AG - HSI R Bull CBBC May 2010 F	2010/01/29	2010/02/01
60118	Goldman Sachs SP (Asia) - HSI R Bull CBBC Jun 2010 H	2010/01/29	2010/02/01
60119	Goldman Sachs SP (Asia) - HSI R Bull CBBC Jun 2010 I	2010/01/29	2010/02/01
66975	KBC Fin Products Int'l Ltd. - A50 China R Bear CBBC Feb 10A	2010/01/29	2010/02/02
67101	KBC Fin Products Int'l Ltd. - Ch Mobile R Bear CBBC Feb 10A	2010/01/29	2010/02/02
65846	KBC Fin Products Int'l Ltd. - HKEx R Bear CBBC Feb 2010 A	2010/01/29	2010/02/02
65543	KBC Fin Products Int'l Ltd. - HSBC R Bull CBBC Feb 10A	2010/01/29	2010/02/02
67052	KBC Fin Products Int'l Ltd. - HSBC R Bull CBBC Feb 2010 C	2010/01/29	2010/02/02
60050	KBC Fin Products Int'l Ltd. - HSI R Bull CBBC Apr 2010 Y	2010/01/29	2010/02/01
60049	KBC Fin Products Int'l Ltd. - HSI R Bull CBBC Apr 2010 Z	2010/01/29	2010/02/01
65844	KBC Fin Products Int'l Ltd. - SHK Ppt R Bear CBBC Feb 2010 D	2010/01/29	2010/02/02
65544	KBC Fin Products Int'l Ltd. - SHK Ppt R Bull CBBC Feb 10B	2010/01/29	2010/02/02
67855	KBC Fin Products Int'l Ltd. - TCH R Bull CBBC Feb 2010 A	2010/01/29	2010/02/02
66211	KBC Fin Products Int'l Ltd.-China Shenhua R Bull CBBC Feb10A	2010/01/29	2010/02/02
67731	RB of Scotland N.V. - CNOOC R Bull CBBC Mar 2010 C	2010/01/29	2010/02/01
60053	UBS AG - A50 China R Bull CBBC May 2010 G	2010/01/29	2010/02/01
60054	UBS AG - China Life R Bull CBBC May 2010 X	2010/01/29	2010/02/01
67716	UBS AG - CNOOC R Bull CBBC Feb 2010 J	2010/01/29	2010/02/01
69337	UBS AG - CNOOC R Bull CBBC Jun 2010 A	2010/01/29	2010/02/01
60056	UBS AG - HKEx R Bull CBBC May 2010 W	2010/01/29	2010/02/01
60058	UBS AG - HSI R Bull CBBC Apr 2010 D	2010/01/29	2010/02/01
60059	UBS AG - HSI R Bull CBBC Apr 2010 I	2010/01/29	2010/02/01
69989	UBS AG - Sinopec Corp R Bull CBBC Jun 2010 C	2010/01/29	2010/02/01
60055	UBS AG - Sinopec Corp R Bull CBBC Jun 2010 D	2010/01/29	2010/02/01
60057	UBS AG - TCH R Bull CBBC Jun 2010 L	2010/01/29	2010/02/01
69976	Barclays Bank plc - HSI R Bull CBBC Jul 2010 C	2010/02/01	2010/02/02
60177	BNP Paribas Arbit Issu B.V. - HSI R Bull CBBC May 2010 F	2010/02/01	2010/02/02
67064	CC Rabobank B.A. - A50 China R Bull CBBC Mar 2010 G	2010/02/01	2010/02/02
60160	CC Rabobank B.A. - HSI R Bull CBBC Jul 2010 L	2010/02/01	2010/02/02
60161	CC Rabobank B.A. - HSI R Bull CBBC Jul 2010 M	2010/02/01	2010/02/02
60162	CC Rabobank B.A. - HSI R Bull CBBC Jul 2010 N	2010/02/01	2010/02/02
60163	CC Rabobank B.A. - HSI R Bull CBBC Jul 2010 O	2010/02/01	2010/02/02
67002	CC Rabobank B.A. - HSI R Bull CBBC Mar 2010 W	2010/02/01	2010/02/02
68095	Credit Suisse - HSI R Bull CBBC Apr 2010 I	2010/02/01	2010/02/02
60142	Credit Suisse AG - HSI R Bull CBBC Jun 2010 P	2010/02/01	2010/02/02
60137	Deutsche Bank AG - HSI R Bull CBBC Jul 2010 I	2010/02/01	2010/02/02
60145	Deutsche Bank AG - HSI R Bull CBBC May 2010 O	2010/02/01	2010/02/02
60018	Deutsche Bank AG - HSI R Bull CBBC May 2010 R	2010/02/01	2010/02/02
67870	Deutsche Bank AG - Petrochina R Bull CBBC Mar 2010 B	2010/02/01	2010/02/02
69300	HK Bank - A50 R Bull CBBC Jun 2010 B	2010/02/01	2010/02/02
68214	HK Bank - HSI R Bull CBBC Jul 2010 D	2010/02/01	2010/02/02
68915	KBC Fin Products Int'l Ltd. - HKEx R Bull CBBC Mar 2010 C	2010/02/01	2010/02/02
68413	KBC Fin Products Int'l Ltd. - HSI R Bull CBBC May 2010 B	2010/02/01	2010/02/02
60168	KBC Fin Products Int'l Ltd. - Jiangxi C R Bull CBBC Jun 10A	2010/02/01	2010/02/02
60169	KBC Fin Products Int'l Ltd. - Jiangxi C R Bull CBBC Jun 10B	2010/02/01	2010/02/02
60170	KBC Fin Products Int'l Ltd. - SHK Ppt R Bull CBBC May 10A	2010/02/01	2010/02/02
67874	Merrill Lynch Int'l & Co. C.V. - HSI R Bull CBBC May 2010 B	2010/02/01	2010/02/02
69435	RB of Scotland N.V. - A50 China R Bull CBBC Jun 2010 A	2010/02/01	2010/02/02
69470	RB of Scotland N.V. - HKEx R Bull CBBC May 2010 C	2010/02/01	2010/02/02
66827	RB of Scotland N.V. - HSI R Bull CBBC Feb 2010 V	2010/02/01	2010/02/02
60120	SGA Societe Generale Acceptance N.V. -HSI R Bull CBBC Aug10A	2010/02/01	2010/02/02
60121	SGA Societe Generale Acceptance N.V. -HSI R Bull CBBC Aug10B	2010/02/01	2010/02/02
60122	SGA Societe Generale Acceptance N.V. -HSI R Bull CBBC Aug10C	2010/02/01	2010/02/02
60123	SGA Societe Generale Acceptance N.V. -HSI R Bull CBBC Aug10D	2010/02/01	2010/02/02
60027	SGA Societe Generale Acceptance N.V. -HSI R Bull CBBC Jul10Q	2010/02/01	2010/02/02

## List of expired CBBC, 2010 (continued)

Code	CBBC	Last trading date	Delisted date
66839	SGA Societe Generale Acceptance N.V. -HSI R Bull CBBC Mar10K	2010/02/01	2010/02/02
66818	UBS AG - A50 China R Bull CBBC Feb 2010 F	2010/02/01	2010/02/02
69210	UBS AG - A50 China R Bull CBBC May 2010 A	2010/02/01	2010/02/02
69574	UBS AG - China Mobile R Bull CBBC Apr 2010 K	2010/02/01	2010/02/02
60136	UBS AG - HSBC R Bull CBBC Jun 2010 H	2010/02/01	2010/02/02
69885	UBS AG - HSI R Bull CBBC Aug 2010 F	2010/02/01	2010/02/02
60135	UBS AG - HSI R Bull CBBC Jul 2010 Z	2010/02/01	2010/02/02
60134	UBS AG - HSI R Bull CBBC Jun 2010 V	2010/02/01	2010/02/02
60201	BNP Paribas Arbit Issu B.V. - HSI R Bear CBBC Jun 2010 I	2010/02/02	2010/02/03
60202	BNP Paribas Arbit Issu B.V. - HSI R Bear CBBC Jun 2010 J	2010/02/02	2010/02/03
64319	BOCI Asia Ltd. - HSBC R Bull CBBC Feb 2010 A	2010/02/02	2010/02/04
60221	CC Rabobank B.A. - HSI R Bear CBBC Jul 2010 R	2010/02/02	2010/02/03
60222	CC Rabobank B.A. - HSI R Bear CBBC Jul 2010 S	2010/02/02	2010/02/03
60199	Credit Suisse AG - HSI R Bear CBBC Jun 2010 Q	2010/02/02	2010/02/03
60086	Credit Suisse AG - HSI R Bear CBBC May 2010 F	2010/02/02	2010/02/03
60189	Deutsche Bank AG - HSI R Bear CBBC Jul 2010 K	2010/02/02	2010/02/03
60215	Deutsche Bank AG - HSI R Bear CBBC Jun 2010 J	2010/02/02	2010/02/03
60065	Deutsche Bank AG - HSI R Bear CBBC Jun 2010 M	2010/02/02	2010/02/03
60180	Deutsche Bank AG - HSI R Bull CBBC May 2010 A	2010/02/02	2010/02/03
60216	Goldman Sachs SP (Asia) - HSI R Bear CBBC Jul 2010 B	2010/02/02	2010/02/03
60217	Goldman Sachs SP (Asia) - HSI R Bear CBBC Jul 2010 C	2010/02/02	2010/02/03
60260	KBC Fin Products Int'l Ltd. - HSI R Bear CBBC May 2010 N	2010/02/02	2010/02/03
60261	KBC Fin Products Int'l Ltd. - HSI R Bear CBBC May 2010 O	2010/02/02	2010/02/03
60072	SGA Societe Generale Acceptance N.V. -HSI R Bear CBBC Jul10V	2010/02/02	2010/02/03
60073	SGA Societe Generale Acceptance N.V. -HSI R Bear CBBC Jul10W	2010/02/02	2010/02/03
60250	UBS AG - China Life R Bear CBBC May 2010 C	2010/02/02	2010/02/03
60251	UBS AG - China Life R Bear CBBC May 2010 G	2010/02/02	2010/02/03
60103	UBS AG - China Mobile R Bear CBBC May 2010 N	2010/02/02	2010/02/03
60184	UBS AG - HKEx R Bull CBBC May 2010 Y	2010/02/02	2010/02/03
60094	UBS AG - HSI R Bear CBBC Apr 2010 Y	2010/02/02	2010/02/03
60095	UBS AG - HSI R Bear CBBC Apr 2010 Z	2010/02/02	2010/02/03
60238	UBS AG - HSI R Bear CBBC Aug 2010 W	2010/02/02	2010/02/03
60236	UBS AG - HSI R Bear CBBC Jun 2010 O	2010/02/02	2010/02/03
60185	UBS AG - HSI R Bull CBBC Aug 2010 R	2010/02/02	2010/02/03
60181	BNP Paribas Arbit Issu B.V. - HSI R Bear CBBC May 2010 I	2010/02/03	2010/02/04
60223	CC Rabobank B.A. - HSI R Bear CBBC Jul 2010 T	2010/02/03	2010/02/04
60147	Credit Suisse AG - HSI R Bear CBBC Jun 2010 O	2010/02/03	2010/02/04
60288	Deutsche Bank AG - China Life R Bear CBBC Jul 2010 C	2010/02/03	2010/02/04
60190	Deutsche Bank AG - HSI R Bear CBBC Aug 2010 D	2010/02/03	2010/02/04
60285	Deutsche Bank AG - HSI R Bear CBBC Aug 2010 E	2010/02/03	2010/02/04
60066	Deutsche Bank AG - HSI R Bear CBBC Jun 2010 Q	2010/02/03	2010/02/04
60149	Deutsche Bank AG - HSI R Bear CBBC May 2010 N	2010/02/03	2010/02/04
60218	Goldman Sachs SP (Asia) - HSI R Bear CBBC Jul 2010 D	2010/02/03	2010/02/04
60278	SGA Societe Generale Acceptance N.V. -HSI R Bear CBBC Jul10H	2010/02/03	2010/02/04
60277	SGA Societe Generale Acceptance N.V. -HSI R Bear CBBC Jul10I	2010/02/03	2010/02/04
60074	SGA Societe Generale Acceptance N.V. -HSI R Bear CBBC Jul10X	2010/02/03	2010/02/04
60075	SGA Societe Generale Acceptance N.V. -HSI R Bear CBBC Jul10Y	2010/02/03	2010/02/04
60305	UBS AG - HKEx R Bear CBBC Jun 2010 E	2010/02/03	2010/02/04
60237	UBS AG - HSI R Bear CBBC Jul 2010 I	2010/02/03	2010/02/04
60321	UBS AG - HSI R Bear CBBC Jul 2010 M	2010/02/03	2010/02/04
60156	UBS AG - HSI R Bear CBBC Jun 2010 L	2010/02/03	2010/02/04
60286	UBS AG - HSI R Bear CBBC May 2010 V	2010/02/03	2010/02/04
60252	UBS AG - TCH R Bear CBBC Jun 2010 P	2010/02/03	2010/02/04
60309	UBS AG - TCH R Bear CBBC Jun 2010 R	2010/02/03	2010/02/04
60351	Deutsche Bank AG - HSI R Bear CBBC Jun 2010 H	2010/02/04	2010/02/05
60349	UBS AG - HSI R Bear CBBC Sep 2010 F	2010/02/04	2010/02/05
66882	Barclays Bank plc - HSI R Bull CBBC Mar 2010 B	2010/02/05	2010/02/08
66821	BNP Paribas Arbit Issu B.V. - HSI R Bull CBBC Mar 2010 B	2010/02/05	2010/02/08
60034	BNP Paribas Arbit Issu B.V. - HSI R Bull CBBC May 2010 E	2010/02/05	2010/02/08
66963	CC Rabobank B.A. - HSI R Bull CBBC Apr 2010 N	2010/02/05	2010/02/08
60159	CC Rabobank B.A. - HSI R Bull CBBC Jul 2010 K	2010/02/05	2010/02/08
67001	CC Rabobank B.A. - HSI R Bull CBBC Mar 2010 H	2010/02/05	2010/02/08
67574	Credit Suisse - China Life R Bull CBBC Feb 2010 C	2010/02/05	2010/02/08
67075	Credit Suisse - China Mobile R Bear CBBC Feb 2010 B	2010/02/05	2010/02/09
68196	Credit Suisse - HSI R Bull CBBC Apr 2010 M	2010/02/05	2010/02/08
66898	Credit Suisse - HSI R Bull CBBC Feb 2010 B	2010/02/05	2010/02/08
69221	Credit Suisse AG - HSI R Bull CBBC Jul 2010 B	2010/02/05	2010/02/08
60301	Credit Suisse AG - HSI R Bull CBBC Jun 2010 R	2010/02/05	2010/02/08
67598	Deutsche Bank AG - China Life R Bull CBBC Apr 2010 A	2010/02/05	2010/02/08
60396	Deutsche Bank AG - China Life R Bull CBBC Jul 2010 F	2010/02/05	2010/02/08
68981	Deutsche Bank AG - HKEx R Bull CBBC May 2010 C	2010/02/05	2010/02/08
67279	Deutsche Bank AG - HSBC R Bull CBBC Mar 2010 B	2010/02/05	2010/02/08
60347	Deutsche Bank AG - HSI R Bull CBBC Jun 2010 I	2010/02/05	2010/02/08
60284	Deutsche Bank AG - HSI R Bull CBBC Jun 2010 T	2010/02/05	2010/02/08
66789	Deutsche Bank AG - HSI R Bull CBBC Mar 2010 K	2010/02/05	2010/02/08
66800	Deutsche Bank AG - HSI R Bull CBBC Mar 2010 M	2010/02/05	2010/02/08
66874	Goldman Sachs SP (Asia) - HSI R Bull CBBC May 2010 A	2010/02/05	2010/02/08
60279	HK Bank - HSI R Bull CBBC Aug 2010 C	2010/02/05	2010/02/08
66264	HK Bank - JiangC R Bull CBBC Mar 2010 A	2010/02/05	2010/02/08
66790	KBC Fin Products Int'l Ltd. - HSCEI R Bull CBBC Feb 2010 B	2010/02/05	2010/02/08
68417	KBC Fin Products Int'l Ltd. - HSI R Bull CBBC Jun 2010 C	2010/02/05	2010/02/08
65986	KBC Fin Products Int'l Ltd. - SHK Ppt R Bear CBBC Feb 2010 E	2010/02/05	2010/02/09
65649	KBC Fin Products Int'l Ltd. - SHK Ppt R Bull CBBC Feb 2010 C	2010/02/05	2010/02/08
60335	KBC Fin Products Int'l Ltd.-China Shenhua R Bull CBBC Jun10B	2010/02/05	2010/02/08
69482	RB of Scotland N.V. - DJIA R Bull CBBC Jun 2010 A	2010/02/05	2010/02/08
68842	RB of Scotland N.V. - HSBC R Bull CBBC Mar 2010 A	2010/02/05	2010/02/08
69471	RB of Scotland N.V. - HSCEI R Bull CBBC Apr 2010 A	2010/02/05	2010/02/08

## List of expired CBBC, 2010 (continued)

Code	CBBC	Last trading date	Delisted date
66991	RB of Scotland N.V. - HSCEI R Bull CBBC Feb 2010 A	2010/02/05	2010/02/08
69369	RB of Scotland N.V. - HSI R Bull CBBC Jun 2010 H	2010/02/05	2010/02/08
60296	RB of Scotland N.V. - Jiangxi Copper R Bull CBBC May 2010 B	2010/02/05	2010/02/08
60290	SGA Societe Generale Acceptance N.V. -HSI R Bull CBBC Aug10P	2010/02/05	2010/02/08
60372	SGA Societe Generale Acceptance N.V. -HSI R Bull CBBC Aug10Q	2010/02/05	2010/02/08
60265	SGA Societe Generale Acceptance N.V. -HSI R Bull CBBC Jul10J	2010/02/05	2010/02/08
60025	SGA Societe Generale Acceptance N.V. -HSI R Bull CBBC Jul10O	2010/02/05	2010/02/08
60026	SGA Societe Generale Acceptance N.V. -HSI R Bull CBBC Jul10P	2010/02/05	2010/02/08
66734	SGA Societe Generale Acceptance N.V. -HSI R Bull CBBC Mar10X	2010/02/05	2010/02/08
66735	SGA Societe Generale Acceptance N.V. -HSI R Bull CBBC Mar10Y	2010/02/05	2010/02/08
69590	SGA Societe Generale Acceptance N.V.-CK(H) R Bull CBBC Jun10A	2010/02/05	2010/02/08
65690	UBS AG - BOCL R Bull CBBC Feb 2010 C	2010/02/05	2010/02/09
66857	UBS AG - CC Bank R Bull CBBC Feb 2010 F	2010/02/05	2010/02/08
69334	UBS AG - CC Bank R Bull CBBC May 2010 C	2010/02/05	2010/02/08
69399	UBS AG - CHALCO R Bull CBBC Jun 2010 A	2010/02/05	2010/02/08
65547	UBS AG - CHALCO R Bull CBBC Mar 2010 A	2010/02/05	2010/02/08
65396	UBS AG - Cheung Kong R Bear CBBC Feb 2010 F	2010/02/05	2010/02/09
65642	UBS AG - China Life R Bear CBBC Feb 2010 C	2010/02/05	2010/02/09
66514	UBS AG - China Life R Bull CBBC Feb 2010 H	2010/02/05	2010/02/09
60243	UBS AG - China Life R Bull CBBC May 2010 B	2010/02/05	2010/02/08
66543	UBS AG - China Mobile R Bear CBBC Feb 2010 D	2010/02/05	2010/02/09
65386	UBS AG - China Shenhua R Bull CBBC Feb 2010 A	2010/02/05	2010/02/09
66903	UBS AG - China Shenhua R Bull CBBC Feb 2010 C	2010/02/05	2010/02/08
69407	UBS AG - China Shenhua R Bull CBBC May 2010 A	2010/02/05	2010/02/08
65398	UBS AG - COVS R Bear CBBC Feb 2010 B	2010/02/05	2010/02/09
66218	UBS AG - CUni R Bear CBBC Feb 2010 D	2010/02/05	2010/02/09
69205	UBS AG - HKEx R Bull CBBC May 2010 C	2010/02/05	2010/02/08
60392	UBS AG - HSI R Bull CBBC Aug 2010 Z	2010/02/05	2010/02/08
66649	UBS AG - HSI R Bull CBBC Feb 2010 O	2010/02/05	2010/02/08
66879	UBS AG - HSI R Bull CBBC Feb 2010 T	2010/02/05	2010/02/08
60227	UBS AG - HSI R Bull CBBC Jul 2010 G	2010/02/05	2010/02/08
60352	UBS AG - HSI R Bull CBBC Jul 2010 O	2010/02/05	2010/02/08
60043	UBS AG - HSI R Bull CBBC Jul 2010 X	2010/02/05	2010/02/08
60312	UBS AG - HSI R Bull CBBC Jun 2010 Q	2010/02/05	2010/02/08
69997	UBS AG - HSI R Bull CBBC Jun 2010 X	2010/02/05	2010/02/08
66650	UBS AG - HSI R Bull CBBC Mar 2010 E	2010/02/05	2010/02/08
60350	UBS AG - HSI R Bull CBBC May 2010 Q	2010/02/05	2010/02/08
60310	UBS AG - HSI R Bull CBBC May 2010 U	2010/02/05	2010/02/08
65714	UBS AG - Jiangxi Copper R Bull CBBC Feb 2010 C	2010/02/05	2010/02/08
69413	UBS AG - Jiangxi Copper R Bull CBBC Jun 2010 C	2010/02/05	2010/02/08
66585	UBS AG - Petrochina R Bull CBBC Feb 2010 F	2010/02/05	2010/02/08
69342	UBS AG - Petrochina R Bull CBBC Jun 2010 A	2010/02/05	2010/02/08
65639	UBS AG - SHK Ppt R Bear CBBC Feb 2010 J	2010/02/05	2010/02/09
65465	UBS AG - SHK Ppt R Bull CBBC Feb 2010 G	2010/02/05	2010/02/08
69344	UBS AG - SHK Ppt R Bull CBBC Jun 2010 B	2010/02/05	2010/02/08
68881	UBS AG - Sinopec Corp R Bull CBBC Apr 2010 A	2010/02/05	2010/02/08
69336	UBS AG - Sinopec Corp R Bull CBBC Jul 2010 A	2010/02/05	2010/02/08
60391	UBS AG - Sinopec Corp R Bull CBBC Jun 2010 G	2010/02/05	2010/02/08
60356	UBS AG - TCH R Bull CBBC Jun 2010 S	2010/02/05	2010/02/08
60357	UBS AG - TCH R Bull CBBC Jun 2010 T	2010/02/05	2010/02/08
69975	Barclays Bank plc - HSI R Bull CBBC Jul 2010 B	2010/02/08	2010/02/09
67470	BNP Paribas Arbit Issu B.V. - HSI R Bull CBBC Apr 2010 E	2010/02/08	2010/02/09
60033	BNP Paribas Arbit Issu B.V. - HSI R Bull CBBC May 2010 C	2010/02/08	2010/02/09
60178	BOCI Asia Ltd. - HSI R Bull CBBC May 2010 A	2010/02/08	2010/02/09
66962	CC Rabobank B.A. - HSI R Bull CBBC Apr 2010 M	2010/02/08	2010/02/09
67107	CC Rabobank B.A. - HSI R Bull CBBC Apr 2010 S	2010/02/08	2010/02/09
60434	CC Rabobank B.A. - HSI R Bull CBBC Jul 2010 V	2010/02/08	2010/02/09
60435	CC Rabobank B.A. - HSI R Bull CBBC Jul 2010 W	2010/02/08	2010/02/09
60436	CC Rabobank B.A. - HSI R Bull CBBC Jul 2010 X	2010/02/08	2010/02/09
60437	CC Rabobank B.A. - HSI R Bull CBBC Jul 2010 Y	2010/02/08	2010/02/09
60079	Credit Suisse AG - HSI R Bull CBBC Jun 2010 J	2010/02/08	2010/02/09
69294	Credit Suisse AG - HSI R Bull CBBC May 2010 L	2010/02/08	2010/02/09
60438	Deutsche Bank AG - China Mobile R Bear CBBC Jul 2010 A	2010/02/08	2010/02/09
67389	Deutsche Bank AG - HSI R Bull CBBC Apr 2010 T	2010/02/08	2010/02/09
60146	Deutsche Bank AG - HSI R Bull CBBC Jun 2010 K	2010/02/08	2010/02/09
66788	Deutsche Bank AG - HSI R Bull CBBC Mar 2010 L	2010/02/08	2010/02/09
60415	Deutsche Bank AG - HSI R Bull CBBC May 2010 W	2010/02/08	2010/02/09
66731	Goldman Sachs SP (Asia) - HSI R Bull CBBC Apr 2010 T	2010/02/08	2010/02/09
66889	HK Bank - HSI R Bull CBBC May 2010 C	2010/02/08	2010/02/09
68956	HK Bank - Sinopec Corp R Bull CBBC Apr 2010 B	2010/02/08	2010/02/09
66210	KBC Fin Products Int'l Ltd. - CHALCO R Bull CBBC Apr 2010 A	2010/02/08	2010/02/09
60367	KBC Fin Products Int'l Ltd. - Geely Auto R Bull CBBC Aug10A	2010/02/08	2010/02/09
60336	KBC Fin Products Int'l Ltd. - HKEx R Bull CBBC May 2010 C	2010/02/08	2010/02/09
66690	KBC Fin Products Int'l Ltd. - HSI R Bull CBBC Feb 2010 V	2010/02/08	2010/02/09
68416	KBC Fin Products Int'l Ltd. - HSI R Bull CBBC Jun 2010 B	2010/02/08	2010/02/09
60035	Macquarie Bank Ltd. - HSI R Bull CBBC May 2010 B	2010/02/08	2010/02/09
67873	Merrill Lynch Int'l & Co. C.V. - HSI R Bull CBBC May 2010 A	2010/02/08	2010/02/09
69360	RB of Scotland N.V. - HSI R Bull CBBC Apr 2010 E	2010/02/08	2010/02/09
66602	RB of Scotland N.V. - HSI R Bull CBBC Feb 2010 K	2010/02/08	2010/02/09
69480	RB of Scotland N.V. - Nikkei 225 R Bull CBBC Apr 2010 A	2010/02/08	2010/02/09
68678	RB of Scotland N.V. - TCH R Bull CBBC Mar 2010 F	2010/02/08	2010/02/09
60417	SGA Societe Generale Acceptance N.V. -HSI R Bull CBBC Aug10R	2010/02/08	2010/02/09
69321	SGA Societe Generale Acceptance N.V. -HSI R Bull CBBC Jul10F	2010/02/08	2010/02/09
60024	SGA Societe Generale Acceptance N.V. -HSI R Bull CBBC Jul10N	2010/02/08	2010/02/09
66733	SGA Societe Generale Acceptance N.V. -HSI R Bull CBBC Mar10W	2010/02/08	2010/02/09
69102	SGA Societe Generale Acceptance N.V.-HKEx R Bull CBBC May10A	2010/02/08	2010/02/09
69104	SGA Societe Generale Acceptance N.V.-HSBC R Bull CBBC Apr10D	2010/02/08	2010/02/09

## List of expired CBBC, 2010 (continued)

Code	CBBC	Last trading date	Delisted date
60404	SGA Societe Generale Acceptance N.V.-CP&CC R Bull CBBC Jul10B	2010/02/08	2010/02/09
69846	SGA Societe Generale Acceptance NV -HSCEI R Bull CBBC Jun10B	2010/02/08	2010/02/09
67829	SGA Societe Generale Acceptance NV-Angang R Bull CBBC Mar10A	2010/02/08	2010/02/09
60430	UBS AG - A50 China R Bear CBBC Jul 2010 B	2010/02/08	2010/02/09
60411	UBS AG - A50 China R Bull CBBC May 2010 J	2010/02/08	2010/02/09
68219	UBS AG - Angang Steel R Bull CBBC Feb 2010 C	2010/02/08	2010/02/09
69330	UBS AG - BOCL R Bull CBBC Jul 2010 A	2010/02/08	2010/02/09
67464	UBS AG - China Life R Bull CBBC Feb 2010 B	2010/02/08	2010/02/09
69286	UBS AG - China Life R Bull CBBC Jun 2010 B	2010/02/08	2010/02/09
65913	UBS AG - HSCEI R Bull CBBC Feb 2010 J	2010/02/08	2010/02/09
69921	UBS AG - HSCEI R Bull CBBC Jun 2010 C	2010/02/08	2010/02/09
60045	UBS AG - HSI R Bull CBBC Aug 2010 M	2010/02/08	2010/02/09
60093	UBS AG - HSI R Bull CBBC Aug 2010 O	2010/02/08	2010/02/09
66725	UBS AG - HSI R Bull CBBC Feb 2010 G	2010/02/08	2010/02/09
60412	UBS AG - HSI R Bull CBBC Jul 2010 N	2010/02/08	2010/02/09
69236	UBS AG - HSI R Bull CBBC Jun 2010 S	2010/02/08	2010/02/09
66787	UBS AG - HSI R Bull CBBC Mar 2010 L	2010/02/08	2010/02/09
66902	UBS AG - ICBC R Bull CBBC Feb 2010 C	2010/02/08	2010/02/09
69340	UBS AG - ICBC R Bull CBBC Jun 2010 A	2010/02/08	2010/02/09
60454	BNP Paribas Arbit Issu B.V. - HSI R Bull CBBC Jun 2010 L	2010/02/09	2010/02/10
60455	BNP Paribas Arbit Issu B.V. - HSI R Bull CBBC Jun 2010 M	2010/02/09	2010/02/10
69264	Credit Suisse AG - HKEx R Bull CBBC May 2010 F	2010/02/09	2010/02/10
60439	Deutsche Bank AG - CNOOC R Bear CBBC Jul 2010 A	2010/02/09	2010/02/10
60467	Deutsche Bank AG - HSI R Bull CBBC Jun 2010 X	2010/02/09	2010/02/10
60465	Deutsche Bank AG - HSI R Bull CBBC May 2010 D	2010/02/09	2010/02/10
60466	Deutsche Bank AG - HSI R Bull CBBC May 2010 R	2010/02/09	2010/02/10
67278	Deutsche Bank AG - Sinopec Corp R Bull CBBC Mar 2010 B	2010/02/09	2010/02/10
68280	Deutsche Bank AG - TCH R Bull CBBC Mar 2010 B	2010/02/09	2010/02/10
60463	Goldman Sachs SP (Asia) - HSI R Bull CBBC Aug 2010 F	2010/02/09	2010/02/10
65608	KBC Fin Products Int'l Ltd. - CP&CC R Bull CBBC Feb 2010 A	2010/02/09	2010/02/10
60167	KBC Fin Products Int'l Ltd. - CP&CC R Bull CBBC May 10B	2010/02/09	2010/02/10
66276	KBC Fin Products Int'l Ltd. - HKEx R Bear CBBC Feb 2010 B	2010/02/09	2010/02/11
69967	KBC Fin Products Int'l Ltd. - HSBC R Bull CBBC May 2010 B	2010/02/09	2010/02/10
60451	KBC Fin Products Int'l Ltd. - HSI R Bull CBBC May 2010 R	2010/02/09	2010/02/10
60343	KBC Fin Products Int'l Ltd. - TCH R Bull CBBC May 2010 D	2010/02/09	2010/02/10
69459	RB of Scotland N.V. - Ch Life R Bull CBBC May 2010 A	2010/02/09	2010/02/10
69469	RB of Scotland N.V. - HKEx R Bull CBBC May 2010 B	2010/02/09	2010/02/10
65902	SGA Societe Generale Acceptance N.V.-CMB R Bull CBBC Feb 10C	2010/02/09	2010/02/11
64500	SGA Societe Generale Acceptance N.V.-CMB R Bull CBBC Feb10A	2010/02/09	2010/02/11
65067	SGA Societe Generale Acceptance N.V.-TCH R Bull CBBC Feb10B	2010/02/09	2010/02/11
60384	SGA Societe Generale Acceptance N.V.-TCH R Bull CBBC Jul10C	2010/02/09	2010/02/10
68039	SGA Societe Generale Acceptance N.V.-TCH R Bull CBBC Mar10B	2010/02/09	2010/02/10
64504	SGA Societe Generale Acceptance N.V-HS Bk R Bear CBBC Feb10A	2010/02/09	2010/02/11
66087	SGA Societe Generale Acceptance N.V-HS Bk R Bull CBBC Feb10B	2010/02/09	2010/02/11
64502	SGA Societe Generale Acceptance NV-JiangC R Bull CBBC Feb10A	2010/02/09	2010/02/11
66064	UBS AG - HSBC R Bull CBBC Feb 2010 D	2010/02/09	2010/02/10
69208	UBS AG - HSBC R Bull CBBC Jun 2010 A	2010/02/09	2010/02/10
60245	UBS AG - Sinopec Corp R Bull CBBC Jun 2010 F	2010/02/09	2010/02/10
68249	UBS AG - TCH R Bull CBBC Feb 2010 E	2010/02/09	2010/02/10
69954	UBS AG - TCH R Bull CBBC Jun 2010 I	2010/02/09	2010/02/10
60503	BNP Paribas Arbit Issu B.V. - HSI R Bull CBBC Jul 2010 C	2010/02/10	2010/02/11
60502	BNP Paribas Arbit Issu B.V. - HSI R Bull CBBC Jun 2010 N	2010/02/10	2010/02/11
60505	CC Rabobank B.A. - HSI R Bull CBBC Jul 2010 A	2010/02/10	2010/02/11
60504	CC Rabobank B.A. - HSI R Bull CBBC Jul 2010 Z	2010/02/10	2010/02/11
60473	Credit Suisse AG - China Life R Bull CBBC Jun 2010 D	2010/02/10	2010/02/11
60496	Credit Suisse AG - HSI R Bull CBBC Jun 2010 H	2010/02/10	2010/02/11
60510	Deutsche Bank AG - HSI R Bull CBBC Jul 2010 M	2010/02/10	2010/02/11
60508	Deutsche Bank AG - HSI R Bull CBBC Jun 2010 L	2010/02/10	2010/02/11
60509	Deutsche Bank AG - HSI R Bull CBBC Jun 2010 Y	2010/02/10	2010/02/11
60291	Deutsche Bank AG - HSI R Bull CBBC Sep 2010 A	2010/02/10	2010/02/11
60292	Deutsche Bank AG - HSI R Bull CBBC Sep 2010 B	2010/02/10	2010/02/11
60511	Deutsche Bank AG - HSI R Bull CBBC Sep 2010 C	2010/02/10	2010/02/11
60499	Goldman Sachs SP (Asia) - HSI R Bull CBBC Aug 2010 H	2010/02/10	2010/02/11
60500	Goldman Sachs SP (Asia) - HSI R Bull CBBC Aug 2010 I	2010/02/10	2010/02/11
60501	Goldman Sachs SP (Asia) - HSI R Bull CBBC Aug 2010 J	2010/02/10	2010/02/11
60494	KBC Fin Products Int'l Ltd. - HSI R Bull CBBC May 2010 S	2010/02/10	2010/02/11
60495	KBC Fin Products Int'l Ltd. - HSI R Bull CBBC May 2010 T	2010/02/10	2010/02/11
60480	SGA Societe Generale Acceptance N.V. -HSI R Bull CBBC Aug10S	2010/02/10	2010/02/11
60481	SGA Societe Generale Acceptance N.V. -HSI R Bull CBBC Aug10T	2010/02/10	2010/02/11
60482	SGA Societe Generale Acceptance N.V. -HSI R Bull CBBC Aug10U	2010/02/10	2010/02/11
69940	UBS AG - China Mobile R Bear CBBC May 2010 L	2010/02/10	2010/02/11
60486	UBS AG - China Mobile R Bull CBBC May 2010 P	2010/02/10	2010/02/11
60489	UBS AG - HKEx R Bull CBBC Jun 2010 H	2010/02/10	2010/02/11
60490	UBS AG - HSBC R Bull CBBC Jun 2010 J	2010/02/10	2010/02/11
60498	UBS AG - HSI R Bull CBBC Jul 2010 R	2010/02/10	2010/02/11
60497	UBS AG - HSI R Bull CBBC May 2010 V	2010/02/10	2010/02/11
60491	UBS AG - TCH R Bull CBBC Jun 2010 U	2010/02/10	2010/02/11
60445	Credit Suisse AG - HSI R Bear CBBC Jun 2010 N	2010/02/11	2010/02/12
60513	Credit Suisse AG - HSI R Bull CBBC Jun 2010 G	2010/02/11	2010/02/12
60416	Deutsche Bank AG - HSI R Bear CBBC May 2010 E	2010/02/11	2010/02/12
60443	Deutsche Bank AG - HSI R Bear CBBC May 2010 F	2010/02/11	2010/02/12
60518	Deutsche Bank AG - HSI R Bull CBBC Jun 2010 C	2010/02/11	2010/02/12
60517	Deutsche Bank AG - HSI R Bull CBBC May 2010 O	2010/02/11	2010/02/12
60418	SGA Societe Generale Acceptance N.V. -HSI R Bear CBBC Jul10G	2010/02/11	2010/02/12
60478	UBS AG - HSI R Bear CBBC May 2010 X	2010/02/11	2010/02/12
60514	UBS AG - HSI R Bull CBBC Jun 2010 E	2010/02/11	2010/02/12
60515	UBS AG - HSI R Bull CBBC Sep 2010 I	2010/02/11	2010/02/12

## List of expired CBBC, 2010 (continued)

Code	CBBC	Last trading date	Delisted date
60594	BNP Paribas Arbit Issu B.V. - HSI R Bear CBBC Jul 2010 D	2010/02/12	2010/02/17
60595	BNP Paribas Arbit Issu B.V. - HSI R Bear CBBC Jul 2010 E	2010/02/12	2010/02/17
60591	BNP Paribas Arbit Issu B.V. - HSI R Bear CBBC Jun 2010 O	2010/02/12	2010/02/17
60592	BNP Paribas Arbit Issu B.V. - HSI R Bear CBBC Jun 2010 P	2010/02/12	2010/02/17
60587	CC Rabobank B.A. - HSI R Bear CBBC Jul 2010 B	2010/02/12	2010/02/17
60588	CC Rabobank B.A. - HSI R Bear CBBC Jul 2010 C	2010/02/12	2010/02/17
60568	Credit Suisse AG - HSI R Bear CBBC Jun 2010 O	2010/02/12	2010/02/17
60552	Credit Suisse AG - HSI R Bear CBBC Jun 2010 Q	2010/02/12	2010/02/17
60527	Credit Suisse AG - HSI R Bull CBBC Jun 2010 P	2010/02/12	2010/02/17
60572	Credit Suisse AG - TCH R Bear CBBC Jul 2010 A	2010/02/12	2010/02/17
60565	Deutsche Bank AG - China Life R Bear CBBC Jul 2010 G	2010/02/12	2010/02/17
60563	Deutsche Bank AG - HSI R Bear CBBC Jul 2010 U	2010/02/12	2010/02/17
60562	Deutsche Bank AG - HSI R Bear CBBC Jun 2010 P	2010/02/12	2010/02/17
60476	Deutsche Bank AG - HSI R Bear CBBC Jun 2010 V	2010/02/12	2010/02/17
60464	Goldman Sachs SP (Asia) - HSI R Bear CBBC Aug 2010 G	2010/02/12	2010/02/17
60589	Goldman Sachs SP (Asia) - HSI R Bear CBBC Jul 2010 G	2010/02/12	2010/02/17
60590	Goldman Sachs SP (Asia) - HSI R Bear CBBC Jul 2010 H	2010/02/12	2010/02/17
60537	HK Bank - HSI R Bear CBBC Jul 2010 L	2010/02/12	2010/02/17
65612	KBC Fin Products Int'l Ltd. - CP&CG R Bear CBBC Feb 2010 B	2010/02/12	2010/02/18
60573	KBC Fin Products Int'l Ltd. - HSI R Bear CBBC Jun 2010 I	2010/02/12	2010/02/17
60574	KBC Fin Products Int'l Ltd. - HSI R Bear CBBC Jun 2010 J	2010/02/12	2010/02/17
60539	Macquarie Bank Ltd. - HSI R Bear CBBC Jun 2010 C	2010/02/12	2010/02/17
60548	RB of Scotland N.V. - HSI R Bear CBBC May 2010 M	2010/02/12	2010/02/17
60542	SGA Societe Generale Acceptance N.V. - HSI R Bear CBBC Jul10H	2010/02/12	2010/02/17
60541	SGA Societe Generale Acceptance N.V. - HSI R Bear CBBC Jul10I	2010/02/12	2010/02/17
60545	SGA Societe Generale Acceptance N.V. - HSI R Bear CBBC Jul10J	2010/02/12	2010/02/17
60544	SGA Societe Generale Acceptance N.V. - HSI R Bear CBBC Jul10O	2010/02/12	2010/02/17
60543	SGA Societe Generale Acceptance N.V. - HSI R Bear CBBC Jul10P	2010/02/12	2010/02/17
60470	SGA Societe Generale Acceptance N.V. - HSI R Bear CBBC Jul10Q	2010/02/12	2010/02/17
60577	UBS AG - China Life R Bear CBBC May 2010 D	2010/02/12	2010/02/17
60579	UBS AG - HKEx R Bull CBBC Jun 2010 I	2010/02/12	2010/02/17
60582	UBS AG - HSI R Bear CBBC Jul 2010 T	2010/02/12	2010/02/17
60584	UBS AG - HSI R Bear CBBC Jun 2010 L	2010/02/12	2010/02/17
60581	UBS AG - HSI R Bear CBBC Jun 2010 O	2010/02/12	2010/02/17
60449	UBS AG - HSI R Bear CBBC Jun 2010 Z	2010/02/12	2010/02/17
60583	UBS AG - HSI R Bear CBBC Sep 2010 J	2010/02/12	2010/02/17
60533	UBS AG - HSI R Bull CBBC May 2010 U	2010/02/12	2010/02/17
60586	UBS AG - TCH R Bear CBBC Jun 2010 W	2010/02/12	2010/02/17
60657	BNP Paribas Arbit Issu B.V. - HSI R Bear CBBC Jul 2010 H	2010/02/17	2010/02/18
60593	BNP Paribas Arbit Issu B.V. - HSI R Bear CBBC Jun 2010 Q	2010/02/17	2010/02/18
60663	CC Rabobank B.A. - HSI R Bear CBBC Aug 2010 C	2010/02/17	2010/02/18
60664	CC Rabobank B.A. - HSI R Bear CBBC Aug 2010 D	2010/02/17	2010/02/18
60665	CC Rabobank B.A. - HSI R Bear CBBC Aug 2010 E	2010/02/17	2010/02/18
60615	Credit Suisse AG - China Life R Bear CBBC Jun 2010 E	2010/02/17	2010/02/18
60616	Credit Suisse AG - HKEx R Bear CBBC Jun 2010 F	2010/02/17	2010/02/18
60519	Credit Suisse AG - HSI R Bear CBBC Jun 2010 I	2010/02/17	2010/02/18
60646	Deutsche Bank AG - China Life R Bear CBBC Jul 2010 H	2010/02/17	2010/02/18
60522	Deutsche Bank AG - HSI R Bear CBBC Jul 2010 N	2010/02/17	2010/02/18
60609	Deutsche Bank AG - HSI R Bear CBBC Jun 2010 M	2010/02/17	2010/02/18
60483	Deutsche Bank AG - HSI R Bear CBBC Jun 2010 U	2010/02/17	2010/02/18
60523	Goldman Sachs SP (Asia) - HSI R Bear CBBC Jul 2010 E	2010/02/17	2010/02/18
60655	Goldman Sachs SP (Asia) - HSI R Bear CBBC Jul 2010 J	2010/02/17	2010/02/18
64022	HK Bank - HKEx R Bull CBBC Feb 2010 A	2010/02/17	2010/02/19
60538	HK Bank - HSI R Bear CBBC Jul 2010 M	2010/02/17	2010/02/18
67929	KBC Fin Products Int'l Ltd. - A50 China R Bear CBBC Feb10D	2010/02/17	2010/02/19
68030	KBC Fin Products Int'l Ltd. - HSBC R Bear CBBC Feb 2010 E	2010/02/17	2010/02/19
60575	KBC Fin Products Int'l Ltd. - HSI R Bear CBBC Jun 2010 K	2010/02/17	2010/02/18
60621	KBC Fin Products Int'l Ltd. - HSI R Bear CBBC Jun 2010 L	2010/02/17	2010/02/18
60195	RB of Scotland N.V. - COVS R Bear CBBC May 2010 C	2010/02/17	2010/02/18
60431	RB of Scotland N.V. - HSI R Bear CBBC Jun 2010 V	2010/02/17	2010/02/18
60645	RB of Scotland N.V. - HSI R Bear CBBC Jun 2010 X	2010/02/17	2010/02/18
60599	SGA Societe Generale Acceptance N.V. - HSI R Bear CBBC Aug10Y	2010/02/17	2010/02/18
60525	SGA Societe Generale Acceptance N.V. - HSI R Bear CBBC Jul10V	2010/02/17	2010/02/18
60471	SGA Societe Generale Acceptance N.V. - HSI R Bear CBBC Jul10W	2010/02/17	2010/02/18
60612	UBS AG - A50 China R Bear CBBC May 2010 K	2010/02/17	2010/02/18
60446	UBS AG - China Life R Bear CBBC May 2010 J	2010/02/17	2010/02/18
60626	UBS AG - China Life R Bear CBBC May 2010 M	2010/02/17	2010/02/18
60627	UBS AG - HKEx R Bear CBBC Jun 2010 J	2010/02/17	2010/02/18
60479	UBS AG - HSI R Bear CBBC Aug 2010 C	2010/02/17	2010/02/18
60642	UBS AG - HSI R Bear CBBC Aug 2010 F	2010/02/17	2010/02/18
60641	UBS AG - HSI R Bear CBBC Aug 2010 H	2010/02/17	2010/02/18
60640	UBS AG - HSI R Bear CBBC Jul 2010 M	2010/02/17	2010/02/18
60493	UBS AG - HSI R Bear CBBC Jun 2010 N	2010/02/17	2010/02/18
60639	UBS AG - HSI R Bear CBBC Jun 2010 X	2010/02/17	2010/02/18
60448	UBS AG - HSI R Bear CBBC May 2010 I	2010/02/17	2010/02/18
60643	UBS AG - HSI R Bear CBBC Sep 2010 M	2010/02/17	2010/02/18
60105	UBS AG - TCH R Bear CBBC Jun 2010 M	2010/02/17	2010/02/18
60666	BOCI Asia Ltd. - HSI R Bear CBBC May 2010 D	2010/02/18	2010/02/19
60683	Deutsche Bank AG - HSI R Bear CBBC Jun 2010 H	2010/02/18	2010/02/19
60669	Deutsche Bank AG - HSI R Bear CBBC Jun 2010 Q	2010/02/18	2010/02/19
60679	UBS AG - HSBC R Bear CBBC Jun 2010 L	2010/02/18	2010/02/19
60682	UBS AG - HSI R Bear CBBC Oct 2010 J	2010/02/18	2010/02/19
60680	UBS AG - TCH R Bear CBBC Jun 2010 X	2010/02/18	2010/02/19
66899	Credit Suisse - China Life R Bear CBBC Feb 2010 A	2010/02/19	2010/02/23
67310	Credit Suisse - China Mobile R Bear CBBC Feb 2010 D	2010/02/19	2010/02/23
67412	Credit Suisse - China Mobile R Bear CBBC Feb 2010 E	2010/02/19	2010/02/23
67480	Credit Suisse - China Mobile R Bull CBBC Feb 2010 F	2010/02/19	2010/02/23

## List of expired CBBC, 2010 (continued)

Code	CBBC	Last trading date	Delisted date
66896	Credit Suisse - HKEx R Bear CBBC Feb 2010 A	2010/02/19	2010/02/23
66969	Credit Suisse - HKEx R Bear CBBC Feb 2010 B	2010/02/19	2010/02/23
67008	Credit Suisse - HKEx R Bear CBBC Feb 2010 C	2010/02/19	2010/02/23
66897	Credit Suisse - HSBC R Bear CBBC Feb 2010 A	2010/02/19	2010/02/23
67117	Credit Suisse - HSBC R Bear CBBC Feb 2010 B	2010/02/19	2010/02/23
60529	Deutsche Bank AG - HSI R Bull CBBC Jul 2010 O	2010/02/19	2010/02/22
60714	Deutsche Bank AG - HSI R Bull CBBC Jun 2010 T	2010/02/19	2010/02/22
60716	KBC Fin Products Int'l Ltd. - HSI R Bull CBBC May 2010 W	2010/02/19	2010/02/22
65643	UBS AG - A50 China R Bear CBBC Feb 2010 B	2010/02/19	2010/02/23
60681	UBS AG - A50 China R Bull CBBC Jun 2010 E	2010/02/19	2010/02/22
67042	UBS AG - BankComm R Bear CBBC Feb 2010 D	2010/02/19	2010/02/23
68107	UBS AG - BankComm R Bear CBBC Feb 2010 F	2010/02/19	2010/02/23
67150	UBS AG - BOC HK R Bear CBBC Feb 2010 D	2010/02/19	2010/02/23
67037	UBS AG - BOC HK R Bull CBBC Feb 2010 A	2010/02/19	2010/02/23
67140	UBS AG - BOC HK R Bull CBBC Feb 2010 C	2010/02/19	2010/02/23
66926	UBS AG - BOCL R Bear CBBC Feb 2010 F	2010/02/19	2010/02/23
67280	UBS AG - BOCL R Bear CBBC Feb 2010 H	2010/02/19	2010/02/23
65454	UBS AG - BOCL R Bull CBBC Feb 2010 A	2010/02/19	2010/02/23
67281	UBS AG - CC Bank R Bear CBBC Feb 2010 H	2010/02/19	2010/02/23
65456	UBS AG - CC Bank R Bull CBBC Feb 2010 B	2010/02/19	2010/02/23
66213	UBS AG - CC Bank R Bull CBBC Feb 2010 D	2010/02/19	2010/02/23
65178	UBS AG - CCHC R Bull CBBC Feb 2010 A	2010/02/19	2010/02/23
66661	UBS AG - CCHC R Bull CBBC Feb 2010 F	2010/02/19	2010/02/23
67463	UBS AG - CCHC R Bull CBBC Feb 2010 I	2010/02/19	2010/02/23
65807	UBS AG - CHALCO R Bear CBBC Feb 2010 E	2010/02/19	2010/02/23
66066	UBS AG - CHALCO R Bear CBBC Feb 2010 G	2010/02/19	2010/02/23
65382	UBS AG - CHALCO R Bull CBBC Feb 2010 A	2010/02/19	2010/02/23
67495	UBS AG - CHALCO R Bull CBBC Feb 2010 P	2010/02/19	2010/02/23
64366	UBS AG - Cheung Kong R Bear CBBC Feb 2010 B	2010/02/19	2010/02/23
64390	UBS AG - Cheung Kong R Bear CBBC Feb 2010 C	2010/02/19	2010/02/23
65945	UBS AG - Cheung Kong R Bear CBBC Feb 2010 J	2010/02/19	2010/02/23
64360	UBS AG - Cheung Kong R Bull CBBC Feb 2010 A	2010/02/19	2010/02/23
65383	UBS AG - Cheung Kong R Bull CBBC Feb 2010 E	2010/02/19	2010/02/23
65455	UBS AG - Cheung Kong R Bull CBBC Feb 2010 G	2010/02/19	2010/02/23
65587	UBS AG - Cheung Kong R Bull CBBC Feb 2010 H	2010/02/19	2010/02/23
65384	UBS AG - China Coal R Bull CBBC Feb 2010 A	2010/02/19	2010/02/23
67208	UBS AG - China Life R Bear CBBC Feb 2010 U	2010/02/19	2010/02/23
67299	UBS AG - China Life R Bear CBBC Feb 2010 V	2010/02/19	2010/02/23
65457	UBS AG - China Life R Bull CBBC Feb 2010 A	2010/02/19	2010/02/23
66513	UBS AG - China Life R Bull CBBC Feb 2010 G	2010/02/19	2010/02/23
66994	UBS AG - China Life R Bull CBBC Feb 2010 P	2010/02/19	2010/02/23
60531	UBS AG - China Life R Bull CBBC May 2010 K	2010/02/19	2010/02/22
67351	UBS AG - China Mobile R Bear CBBC Feb 2010 N	2010/02/19	2010/02/23
67381	UBS AG - China Tel R Bear CBBC Feb 2010 F	2010/02/19	2010/02/23
68110	UBS AG - China Tel R Bear CBBC Feb 2010 J	2010/02/19	2010/02/23
66382	UBS AG - China Tel R Bull CBBC Feb 2010 C	2010/02/19	2010/02/23
67528	UBS AG - China Tel R Bull CBBC Feb 2010 H	2010/02/19	2010/02/23
65718	UBS AG - CM Bank R Bear CBBC Feb 2010 D	2010/02/19	2010/02/23
65458	UBS AG - CM Bank R Bull CBBC Feb 2010 B	2010/02/19	2010/02/23
67681	UBS AG - CNOOC R Bear CBBC Feb 2010 I	2010/02/19	2010/02/23
67721	UBS AG - CNOOC R Bear CBBC Feb 2010 K	2010/02/19	2010/02/23
67755	UBS AG - CNOOC R Bear CBBC Feb 2010 L	2010/02/19	2010/02/23
65328	UBS AG - CNOOC R Bull CBBC Feb 2010 B	2010/02/19	2010/02/23
65460	UBS AG - CNOOC R Bull CBBC Feb 2010 C	2010/02/19	2010/02/23
65749	UBS AG - CNOOC R Bull CBBC Feb 2010 D	2010/02/19	2010/02/23
67550	UBS AG - CNOOC R Bull CBBC Feb 2010 H	2010/02/19	2010/02/23
66984	UBS AG - COVS R Bear CBBC Feb 2010 D	2010/02/19	2010/02/23
67077	UBS AG - COVS R Bear CBBC Feb 2010 F	2010/02/19	2010/02/23
67506	UBS AG - COVS R Bear CBBC Feb 2010 H	2010/02/19	2010/02/23
67151	UBS AG - CUni R Bear CBBC Feb 2010 G	2010/02/19	2010/02/23
65754	UBS AG - HKEx R Bear CBBC Feb 2010 E	2010/02/19	2010/02/23
65801	UBS AG - HKEx R Bear CBBC Feb 2010 F	2010/02/19	2010/02/23
65949	UBS AG - HKEx R Bear CBBC Feb 2010 H	2010/02/19	2010/02/23
65348	UBS AG - HKEx R Bull CBBC Feb 2010 A	2010/02/19	2010/02/23
65461	UBS AG - HKEx R Bull CBBC Feb 2010 B	2010/02/19	2010/02/23
66068	UBS AG - HS Bank R Bear CBBC Feb 2010 C	2010/02/19	2010/02/23
67079	UBS AG - HS Bank R Bear CBBC Feb 2010 D	2010/02/19	2010/02/23
65392	UBS AG - HS Bank R Bull CBBC Feb 2010 A	2010/02/19	2010/02/23
66063	UBS AG - HS Bank R Bull CBBC Feb 2010 B	2010/02/19	2010/02/23
66069	UBS AG - HSBC R Bear CBBC Feb 2010 E	2010/02/19	2010/02/23
66215	UBS AG - HSBC R Bear CBBC Feb 2010 H	2010/02/19	2010/02/23
67209	UBS AG - HSBC R Bear CBBC Feb 2010 M	2010/02/19	2010/02/23
65349	UBS AG - HSBC R Bull CBBC Feb 2010 B	2010/02/19	2010/02/23
65462	UBS AG - HSBC R Bull CBBC Feb 2010 C	2010/02/19	2010/02/23
60709	UBS AG - HSI R Bull CBBC Aug 2010 W	2010/02/19	2010/02/22
60534	UBS AG - HSI R Bull CBBC Jun 2010 V	2010/02/19	2010/02/22
65400	UBS AG - Hutchison R Bear CBBC Feb 2010 A	2010/02/19	2010/02/23
66065	UBS AG - Hutchison R Bear CBBC Feb 2010 C	2010/02/19	2010/02/23
65627	UBS AG - Hutchison R Bull CBBC Feb 2010 B	2010/02/19	2010/02/23
67529	UBS AG - Hutchison R Bull CBBC Feb 2010 E	2010/02/19	2010/02/23
66906	UBS AG - ICBC R Bear CBBC Feb 2010 D	2010/02/19	2010/02/23
67285	UBS AG - ICBC R Bear CBBC Feb 2010 F	2010/02/19	2010/02/23
67210	UBS AG - Jiangxi Copper R Bear CBBC Feb 2010 H	2010/02/19	2010/02/23
65393	UBS AG - Jiangxi Copper R Bull CBBC Feb 2010 A	2010/02/19	2010/02/23
67722	UBS AG - Petrochina R Bear CBBC Feb 2010 J	2010/02/19	2010/02/23
67757	UBS AG - Petrochina R Bear CBBC Feb 2010 K	2010/02/19	2010/02/23
68113	UBS AG - Petrochina R Bear CBBC Feb 2010 N	2010/02/19	2010/02/23



## List of expired CBBC, 2010 (continued)

Code	CBBC	Last trading date	Delisted date
65463	UBS AG - Petrochina R Bull CBBC Feb 2010 A	2010/02/19	2010/02/23
65566	UBS AG - Ping An R Bear CBBC Feb 2010 C	2010/02/19	2010/02/23
65637	UBS AG - Ping An R Bear CBBC Feb 2010 D	2010/02/19	2010/02/23
68221	UBS AG - R&F R Bear CBBC Feb 2010 G	2010/02/19	2010/02/23
67498	UBS AG - R&F R Bull CBBC Feb 2010 A	2010/02/19	2010/02/23
67045	UBS AG - Shimaio R Bear CBBC Feb 2010 D	2010/02/19	2010/02/23
65640	UBS AG - SHK Ppt R Bear CBBC Feb 2010 K	2010/02/19	2010/02/23
65641	UBS AG - SHK Ppt R Bear CBBC Feb 2010 L	2010/02/19	2010/02/23
65950	UBS AG - SHK Ppt R Bear CBBC Feb 2010 N	2010/02/19	2010/02/23
68060	UBS AG - SHK Ppt R Bear CBBC Feb 2010 X	2010/02/19	2010/02/23
68115	UBS AG - SHK Ppt R Bear CBBC Feb 2010 Y	2010/02/19	2010/02/23
64362	UBS AG - SHK Ppt R Bull CBBC Feb 2010 A	2010/02/19	2010/02/23
65394	UBS AG - SHK Ppt R Bull CBBC Feb 2010 D	2010/02/19	2010/02/23
65554	UBS AG - SHK Ppt R Bull CBBC Feb 2010 H	2010/02/19	2010/02/23
65650	UBS AG - Sinopec Corp R Bear CBBC Feb 2010 B	2010/02/19	2010/02/23
65651	UBS AG - Sinopec Corp R Bear CBBC Feb 2010 C	2010/02/19	2010/02/23
67718	UBS AG - TCH R Bull CBBC Feb 2010 A	2010/02/19	2010/02/23
60723	Deutsche Bank AG - HSI R Bear CBBC Jul 2010 X	2010/02/22	2010/02/23
60733	Deutsche Bank AG - HSI R Bear CBBC Jul 2010 Y	2010/02/22	2010/02/23
60722	UBS AG - HSI R Bear CBBC May 2010 V	2010/02/22	2010/02/23
60764	CC Rabobank B.A. - HSI R Bull CBBC Aug 2010 L	2010/02/23	2010/02/24
60749	Credit Suisse AG - HSI R Bull CBBC Jul 2010 N	2010/02/23	2010/02/24
60743	Deutsche Bank AG - China Life R Bull CBBC Jul 2010 K	2010/02/23	2010/02/24
60762	Deutsche Bank AG - HSI R Bear CBBC Jun 2010 I	2010/02/23	2010/02/24
60564	Deutsche Bank AG - HSI R Bear CBBC Sep 2010 E	2010/02/23	2010/02/24
60746	Deutsche Bank AG - HSI R Bull CBBC Jul 2010 Z	2010/02/23	2010/02/24
60731	Goldman Sachs SP (Asia) - HSI R Bull CBBC Aug 2010 L	2010/02/23	2010/02/24
60741	KBC Fin Products Int'l Ltd. - HSI R Bull CBBC Jun 2010 M	2010/02/23	2010/02/24
60526	SGA Societe Generale Acceptance N.V. - HSI R Bear CBBC Jul10Y	2010/02/23	2010/02/24
60738	SGA Societe Generale Acceptance N.V. - HSI R Bull CBBC Aug10D	2010/02/23	2010/02/24
60713	UBS AG - China Mobile R Bear CBBC Jun 2010 D	2010/02/23	2010/02/24
60520	UBS AG - HSI R Bear CBBC Jul 2010 L	2010/02/23	2010/02/24
60752	UBS AG - HSI R Bear CBBC Jun 2010 E	2010/02/23	2010/02/24
60739	UBS AG - HSI R Bear CBBC Sep 2010 P	2010/02/23	2010/02/24
60725	UBS AG - HSI R Bull CBBC Jun 2010 S	2010/02/23	2010/02/24
60750	UBS AG - HSI R Bull CBBC May 2010 X	2010/02/23	2010/02/24
67159	BNP Paribas Arbit Issu B.V. - HSI R Bear CBBC Feb 2010 O	2010/02/24	2010/02/26
67158	BNP Paribas Arbit Issu B.V. - HSI R Bear CBBC Feb 2010 P	2010/02/24	2010/02/26
60783	BNP Paribas Arbit Issu B.V. - HSI R Bull CBBC Aug 2010 D	2010/02/24	2010/02/26
62227	BNP Paribas Arbit Issu B.V. - HSI R Bull CBBC Feb 2010 A	2010/02/24	2010/02/26
62228	BNP Paribas Arbit Issu B.V. - HSI R Bull CBBC Feb 2010 B	2010/02/24	2010/02/26
66144	BNP Paribas Arbit Issu B.V. - HSI R Bull CBBC Feb 2010 F	2010/02/24	2010/02/26
65355	BNP Paribas Arbit Issu B.V. - HSI R Bull CBBC Feb 2010 R	2010/02/24	2010/02/26
65404	BNP Paribas Arbit Issu B.V. - HSI R Bull CBBC Feb 2010 S	2010/02/24	2010/02/26
65405	BNP Paribas Arbit Issu B.V. - HSI R Bull CBBC Feb 2010 T	2010/02/24	2010/02/26
65419	BNP Paribas Arbit Issu B.V. - HSI R Bull CBBC Feb 2010 U	2010/02/24	2010/02/26
65420	BNP Paribas Arbit Issu B.V. - HSI R Bull CBBC Feb 2010 V	2010/02/24	2010/02/26
65477	BNP Paribas Arbit Issu B.V. - HSI R Bull CBBC Feb 2010 W	2010/02/24	2010/02/26
68352	BOCI Asia Ltd. - HSI R Bear CBBC Feb 2010 F	2010/02/24	2010/02/26
65161	CC Rabobank B.A. - A50 China R Bear CBBC Feb 2010 I	2010/02/24	2010/02/26
64302	CC Rabobank B.A. - A50 China R Bull CBBC Feb 2010 A	2010/02/24	2010/02/26
64303	CC Rabobank B.A. - A50 China R Bull CBBC Feb 2010 B	2010/02/24	2010/02/26
64358	CC Rabobank B.A. - HKEx R Bull CBBC Feb 2010 A	2010/02/24	2010/02/26
66047	CC Rabobank B.A. - HSI R Bear CBBC Feb 2010 A	2010/02/24	2010/02/26
66046	CC Rabobank B.A. - HSI R Bear CBBC Feb 2010 U	2010/02/24	2010/02/26
65418	CC Rabobank B.A. - HSI R Bull CBBC Feb 2010 B	2010/02/24	2010/02/26
64218	CC Rabobank B.A. - HSI R Bull CBBC Feb 2010 C	2010/02/24	2010/02/26
64219	CC Rabobank B.A. - HSI R Bull CBBC Feb 2010 D	2010/02/24	2010/02/26
64220	CC Rabobank B.A. - HSI R Bull CBBC Feb 2010 E	2010/02/24	2010/02/26
64339	CC Rabobank B.A. - HSI R Bull CBBC Feb 2010 H	2010/02/24	2010/02/26
64340	CC Rabobank B.A. - HSI R Bull CBBC Feb 2010 I	2010/02/24	2010/02/26
65781	CC Rabobank B.A. - HSI R Bull CBBC Feb 2010 J	2010/02/24	2010/02/26
65782	CC Rabobank B.A. - HSI R Bull CBBC Feb 2010 K	2010/02/24	2010/02/26
65783	CC Rabobank B.A. - HSI R Bull CBBC Feb 2010 L	2010/02/24	2010/02/26
64424	CC Rabobank B.A. - HSI R Bull CBBC Feb 2010 M	2010/02/24	2010/02/26
64425	CC Rabobank B.A. - HSI R Bull CBBC Feb 2010 N	2010/02/24	2010/02/26
65785	CC Rabobank B.A. - HSI R Bull CBBC Feb 2010 O	2010/02/24	2010/02/26
65784	CC Rabobank B.A. - HSI R Bull CBBC Feb 2010 P	2010/02/24	2010/02/26
65270	CC Rabobank B.A. - HSI R Bull CBBC Feb 2010 Q	2010/02/24	2010/02/26
65413	CC Rabobank B.A. - HSI R Bull CBBC Feb 2010 W	2010/02/24	2010/02/26
65414	CC Rabobank B.A. - HSI R Bull CBBC Feb 2010 X	2010/02/24	2010/02/26
65415	CC Rabobank B.A. - HSI R Bull CBBC Feb 2010 Y	2010/02/24	2010/02/26
65417	CC Rabobank B.A. - HSI R Bull CBBC Feb 2010 Z	2010/02/24	2010/02/26
66909	Credit Suisse - HSI R Bear CBBC Feb 2010 C	2010/02/24	2010/02/26
66968	Credit Suisse - HSI R Bear CBBC Feb 2010 D	2010/02/24	2010/02/26
67116	Credit Suisse - HSI R Bear CBBC Feb 2010 F	2010/02/24	2010/02/26
67174	Credit Suisse - HSI R Bear CBBC Feb 2010 G	2010/02/24	2010/02/26
67175	Credit Suisse - HSI R Bear CBBC Feb 2010 H	2010/02/24	2010/02/26
67239	Credit Suisse - HSI R Bear CBBC Feb 2010 I	2010/02/24	2010/02/26
67240	Credit Suisse - HSI R Bear CBBC Feb 2010 J	2010/02/24	2010/02/26
67276	Credit Suisse - HSI R Bear CBBC Feb 2010 L	2010/02/24	2010/02/26
60775	Credit Suisse AG - HSI R Bull CBBC Aug 2010 E	2010/02/24	2010/02/26
68561	Deutsche Bank AG - HSI R Bear CBBC Feb 2010 B	2010/02/24	2010/02/26
67790	Deutsche Bank AG - HSI R Bear CBBC Feb 2010 H	2010/02/24	2010/02/26
67858	Deutsche Bank AG - HSI R Bear CBBC Feb 2010 J	2010/02/24	2010/02/26
68448	Deutsche Bank AG - HSI R Bear CBBC Feb 2010 Y	2010/02/24	2010/02/26
67789	Deutsche Bank AG - HSI R Bear CBBC Feb 2010 Z	2010/02/24	2010/02/26

## List of expired CBBC, 2010 (continued)

Code	CBBC	Last trading date	Delisted date
60774	Deutsche Bank AG - HSI R Bear CBBC Jul 2010 B	2010/02/24	2010/02/25
65356	Deutsche Bank AG - HSI R Bull CBBC Feb 2010 A	2010/02/24	2010/02/26
65357	Deutsche Bank AG - HSI R Bull CBBC Feb 2010 D	2010/02/24	2010/02/26
65235	Deutsche Bank AG - HSI R Bull CBBC Feb 2010 E	2010/02/24	2010/02/26
65236	Deutsche Bank AG - HSI R Bull CBBC Feb 2010 F	2010/02/24	2010/02/26
65409	Deutsche Bank AG - HSI R Bull CBBC Feb 2010 S	2010/02/24	2010/02/26
65295	Deutsche Bank AG - HSI R Bull CBBC Feb 2010 U	2010/02/24	2010/02/26
65479	Deutsche Bank AG - HSI R Bull CBBC Feb 2010 V	2010/02/24	2010/02/26
60776	Deutsche Bank AG - HSI R Bull CBBC Jun 2010 X	2010/02/24	2010/02/25
60777	Deutsche Bank AG - HSI R Bull CBBC Jun 2010 Y	2010/02/24	2010/02/25
65296	Goldman Sachs SP (Asia) - HSI R Bull CBBC Feb 2010 E	2010/02/24	2010/02/26
65297	Goldman Sachs SP (Asia) - HSI R Bull CBBC Feb 2010 F	2010/02/24	2010/02/26
65337	Goldman Sachs SP (Asia) - HSI R Bull CBBC Feb 2010 M	2010/02/24	2010/02/26
65338	Goldman Sachs SP (Asia) - HSI R Bull CBBC Feb 2010 N	2010/02/24	2010/02/26
65339	Goldman Sachs SP (Asia) - HSI R Bull CBBC Feb 2010 Q	2010/02/24	2010/02/26
65504	Goldman Sachs SP (Asia) - HSI R Bull CBBC Feb 2010 R	2010/02/24	2010/02/26
65505	Goldman Sachs SP (Asia) - HSI R Bull CBBC Feb 2010 S	2010/02/24	2010/02/26
60797	Goldman Sachs SP (Asia) - HSI R Bull CBBC Jul 2010 M	2010/02/24	2010/02/25
65508	HK Bank - HSI R Bull CBBC Feb 2010 A	2010/02/24	2010/02/26
67056	KBC Fin Products Int'l Ltd. - HSCEI R Bear CBBC Feb 2010 E	2010/02/24	2010/02/26
66588	KBC Fin Products Int'l Ltd. - HSCEI R Bull CBBC Feb 2010 A	2010/02/24	2010/02/26
67132	KBC Fin Products Int'l Ltd. - HSI R Bear CBBC Feb 2010 D	2010/02/24	2010/02/26
67131	KBC Fin Products Int'l Ltd. - HSI R Bear CBBC Feb 2010 E	2010/02/24	2010/02/26
65489	KBC Fin Products Int'l Ltd. - HSI R Bull CBBC Feb 2010 F	2010/02/24	2010/02/26
60798	KBC Fin Products Int'l Ltd. - HSI R Bull CBBC Jun 2010 N	2010/02/24	2010/02/25
68402	Macquarie Bank Ltd. - HSI R Bear CBBC Feb 2010 B	2010/02/24	2010/02/26
66159	Merrill Lynch Int'l & Co. C.V. - HSI R Bear CBBC Feb 2010 S	2010/02/24	2010/02/26
66160	Merrill Lynch Int'l & Co. C.V. - HSI R Bear CBBC Feb 2010 T	2010/02/24	2010/02/26
66161	Merrill Lynch Int'l & Co. C.V. - HSI R Bear CBBC Feb 2010 U	2010/02/24	2010/02/26
65615	Merrill Lynch Int'l & Co. C.V. - HSI R Bull CBBC Feb 2010 B	2010/02/24	2010/02/26
65616	Merrill Lynch Int'l & Co. C.V. - HSI R Bull CBBC Feb 2010 C	2010/02/24	2010/02/26
65892	Merrill Lynch Int'l & Co. C.V. - HSI R Bull CBBC Feb 2010 F	2010/02/24	2010/02/26
65893	Merrill Lynch Int'l & Co. C.V. - HSI R Bull CBBC Feb 2010 G	2010/02/24	2010/02/26
65894	Merrill Lynch Int'l & Co. C.V. - HSI R Bull CBBC Feb 2010 H	2010/02/24	2010/02/26
66146	Merrill Lynch Int'l & Co. C.V. - HSI R Bull CBBC Feb 2010 I	2010/02/24	2010/02/26
66147	Merrill Lynch Int'l & Co. C.V. - HSI R Bull CBBC Feb 2010 J	2010/02/24	2010/02/26
66148	Merrill Lynch Int'l & Co. C.V. - HSI R Bull CBBC Feb 2010 K	2010/02/24	2010/02/26
66149	Merrill Lynch Int'l & Co. C.V. - HSI R Bull CBBC Feb 2010 L	2010/02/24	2010/02/26
66150	Merrill Lynch Int'l & Co. C.V. - HSI R Bull CBBC Feb 2010 M	2010/02/24	2010/02/26
67923	RB of Scotland N.V. - HSCEI R Bear CBBC Feb 2010 H	2010/02/24	2010/02/26
67125	RB of Scotland N.V. - HSI R Bear CBBC Feb 2010 O	2010/02/24	2010/02/26
67124	RB of Scotland N.V. - HSI R Bear CBBC Feb 2010 S	2010/02/24	2010/02/26
67123	RB of Scotland N.V. - HSI R Bear CBBC Feb 2010 T	2010/02/24	2010/02/26
67994	RB of Scotland N.V. - HSI R Bear CBBC Feb 2010 U	2010/02/24	2010/02/26
66338	RB of Scotland N.V. - HSI R Bull CBBC Feb 2010 A	2010/02/24	2010/02/26
66408	RB of Scotland N.V. - HSI R Bull CBBC Feb 2010 C	2010/02/24	2010/02/26
66409	RB of Scotland N.V. - HSI R Bull CBBC Feb 2010 D	2010/02/24	2010/02/26
66410	RB of Scotland N.V. - HSI R Bull CBBC Feb 2010 E	2010/02/24	2010/02/26
66704	RB of Scotland N.V. - HSI R Bull CBBC Feb 2010 P	2010/02/24	2010/02/26
66705	RB of Scotland N.V. - HSI R Bull CBBC Feb 2010 Q	2010/02/24	2010/02/26
66706	RB of Scotland N.V. - HSI R Bull CBBC Feb 2010 R	2010/02/24	2010/02/26
68362	RB of Scotland N.V. - R&F R Bear CBBC Feb 2010 B	2010/02/24	2010/02/26
68369	RB of Scotland N.V. - SHK Ppt R Bear CBBC Feb 2010 B	2010/02/24	2010/02/26
68370	RB of Scotland N.V. - SHK Ppt R Bear CBBC Feb 2010 C	2010/02/24	2010/02/26
60768	SGA Societe Generale Acceptance N.V. -HSI R Bear CBBC Jul10G	2010/02/24	2010/02/25
60769	SGA Societe Generale Acceptance N.V. -HSI R Bear CBBC Jul10Q	2010/02/24	2010/02/25
60779	SGA Societe Generale Acceptance N.V. -HSI R Bull CBBC Aug10P	2010/02/24	2010/02/25
60780	SGA Societe Generale Acceptance N.V. -HSI R Bull CBBC Aug10R	2010/02/24	2010/02/25
60781	SGA Societe Generale Acceptance N.V. -HSI R Bull CBBC Aug10U	2010/02/24	2010/02/25
65205	SGA Societe Generale Acceptance N.V. -HSI R Bull CBBC Feb10A	2010/02/24	2010/02/26
65206	SGA Societe Generale Acceptance N.V. -HSI R Bull CBBC Feb10B	2010/02/24	2010/02/26
65207	SGA Societe Generale Acceptance N.V. -HSI R Bull CBBC Feb10C	2010/02/24	2010/02/26
65443	SGA Societe Generale Acceptance N.V. -HSI R Bull CBBC Feb10D	2010/02/24	2010/02/26
65444	SGA Societe Generale Acceptance N.V. -HSI R Bull CBBC Feb10E	2010/02/24	2010/02/26
65445	SGA Societe Generale Acceptance N.V. -HSI R Bull CBBC Feb10F	2010/02/24	2010/02/26
65446	SGA Societe Generale Acceptance N.V. -HSI R Bull CBBC Feb10G	2010/02/24	2010/02/26
65571	SGA Societe Generale Acceptance N.V. -HSI R Bull CBBC Feb10H	2010/02/24	2010/02/26
65572	SGA Societe Generale Acceptance N.V. -HSI R Bull CBBC Feb10I	2010/02/24	2010/02/26
65573	SGA Societe Generale Acceptance N.V. -HSI R Bull CBBC Feb10J	2010/02/24	2010/02/26
65574	SGA Societe Generale Acceptance N.V. -HSI R Bull CBBC Feb10K	2010/02/24	2010/02/26
65315	SGA Societe Generale Acceptance N.V. -HSI R Bull CBBC Feb10L	2010/02/24	2010/02/26
65316	SGA Societe Generale Acceptance N.V. -HSI R Bull CBBC Feb10M	2010/02/24	2010/02/26
65317	SGA Societe Generale Acceptance N.V. -HSI R Bull CBBC Feb10N	2010/02/24	2010/02/26
65318	SGA Societe Generale Acceptance N.V. -HSI R Bull CBBC Feb10O	2010/02/24	2010/02/26
65319	SGA Societe Generale Acceptance N.V. -HSI R Bull CBBC Feb10P	2010/02/24	2010/02/26
65320	SGA Societe Generale Acceptance N.V. -HSI R Bull CBBC Feb10Q	2010/02/24	2010/02/26
65321	SGA Societe Generale Acceptance N.V. -HSI R Bull CBBC Feb10R	2010/02/24	2010/02/26
65322	SGA Societe Generale Acceptance N.V. -HSI R Bull CBBC Feb10S	2010/02/24	2010/02/26
65375	SGA Societe Generale Acceptance N.V. -HSI R Bull CBBC Feb10T	2010/02/24	2010/02/26
65376	SGA Societe Generale Acceptance N.V. -HSI R Bull CBBC Feb10U	2010/02/24	2010/02/26
65378	SGA Societe Generale Acceptance N.V. -HSI R Bull CBBC Feb10V	2010/02/24	2010/02/26
65379	SGA Societe Generale Acceptance N.V. -HSI R Bull CBBC Feb10W	2010/02/24	2010/02/26
65380	SGA Societe Generale Acceptance N.V. -HSI R Bull CBBC Feb10X	2010/02/24	2010/02/26
65441	SGA Societe Generale Acceptance N.V. -HSI R Bull CBBC Feb10Y	2010/02/24	2010/02/26
65442	SGA Societe Generale Acceptance N.V. -HSI R Bull CBBC Feb10Z	2010/02/24	2010/02/26
67968	SGA Societe Generale Acceptance NV -HSCEI R Bear CBBC Feb10F	2010/02/24	2010/02/26
67192	UBS AG - HSCEI R Bear CBBC Feb 2010 B	2010/02/24	2010/02/26

## List of expired CBBC, 2010 (continued)

Code	CBBC	Last trading date	Delisted date
65476	UBS AG - HSCEI R Bear CBBC Feb 2010 F	2010/02/24	2010/02/26
65629	UBS AG - HSCEI R Bear CBBC Feb 2010 H	2010/02/24	2010/02/26
66927	UBS AG - HSCEI R Bear CBBC Feb 2010 W	2010/02/24	2010/02/26
66928	UBS AG - HSCEI R Bear CBBC Feb 2010 X	2010/02/24	2010/02/26
67021	UBS AG - HSCEI R Bear CBBC Feb 2010 Y	2010/02/24	2010/02/26
64294	UBS AG - HSCEI R Bull CBBC Feb 2010 A	2010/02/24	2010/02/26
65331	UBS AG - HSCEI R Bull CBBC Feb 2010 C	2010/02/24	2010/02/26
65350	UBS AG - HSCEI R Bull CBBC Feb 2010 D	2010/02/24	2010/02/26
65470	UBS AG - HSCEI R Bull CBBC Feb 2010 E	2010/02/24	2010/02/26
66393	UBS AG - HSCEI R Bull CBBC Feb 2010 P	2010/02/24	2010/02/26
66394	UBS AG - HSCEI R Bull CBBC Feb 2010 R	2010/02/24	2010/02/26
66655	UBS AG - HSCEI R Bull CBBC Feb 2010 T	2010/02/24	2010/02/26
60772	UBS AG - HSI R Bear CBBC Aug 2010 R	2010/02/24	2010/02/25
67194	UBS AG - HSI R Bear CBBC Feb 2010 E	2010/02/24	2010/02/26
67984	UBS AG - HSI R Bear CBBC Feb 2010 F	2010/02/24	2010/02/26
68509	UBS AG - HSI R Bear CBBC Feb 2010 H	2010/02/24	2010/02/26
68508	UBS AG - HSI R Bear CBBC Feb 2010 U	2010/02/24	2010/02/26
64557	UBS AG - HSI R Bear CBBC Feb 2010 V	2010/02/24	2010/02/26
60784	UBS AG - HSI R Bull CBBC Aug 2010 Z	2010/02/24	2010/02/25
65425	UBS AG - HSI R Bull CBBC Feb 2010 D	2010/02/24	2010/02/26
63986	UBS AG - HSI R Bull CBBC Feb 2010 I	2010/02/24	2010/02/26
65473	UBS AG - HSI R Bull CBBC Feb 2010 M	2010/02/24	2010/02/26
65472	UBS AG - HSI R Bull CBBC Feb 2010 P	2010/02/24	2010/02/26
65525	UBS AG - HSI R Bull CBBC Feb 2010 Q	2010/02/24	2010/02/26
65388	UBS AG - HSI R Bull CBBC Feb 2010 W	2010/02/24	2010/02/26
66428	UBS AG - HSI R Bull CBBC Feb 2010 Z	2010/02/24	2010/02/26
60785	UBS AG - HSI R Bull CBBC Jun 2010 Z	2010/02/24	2010/02/25
60809	Credit Suisse AG - HSI R Bear CBBC Jul 2010 O	2010/02/25	2010/02/26
60650	Deutsche Bank AG - HSBC R Bear CBBC Jul 2010 E	2010/02/25	2010/02/26
60811	Goldman Sachs SP (Asia) - HSI R Bear CBBC Jul 2010 N	2010/02/25	2010/02/26
60778	SGA Societe Generale Acceptance N.V. -HSI R Bull CBBC Aug10Q	2010/02/25	2010/02/26
60805	UBS AG - HSI R Bear CBBC May 2010 U	2010/02/25	2010/02/26
60801	UBS AG - HSI R Bull CBBC May 2010 I	2010/02/25	2010/02/26
60802	UBS AG - HSI R Bull CBBC Nov 2010 B	2010/02/25	2010/02/26
60804	UBS AG - Sinopec Corp R Bull CBBC Jun 2010 J	2010/02/25	2010/02/26
60836	BNP Paribas Arbit Issu B.V. - HSI R Bear CBBC Aug 2010 E	2010/02/26	2010/03/01
60837	BNP Paribas Arbit Issu B.V. - HSI R Bear CBBC Aug 2010 F	2010/02/26	2010/03/01
60834	BNP Paribas Arbit Issu B.V. - HSI R Bear CBBC Jul 2010 L	2010/02/26	2010/03/01
60835	BNP Paribas Arbit Issu B.V. - HSI R Bear CBBC Jul 2010 M	2010/02/26	2010/03/01
60830	CC Rabobank B.A. - HSI R Bear CBBC Aug 2010 M	2010/02/26	2010/03/01
60831	CC Rabobank B.A. - HSI R Bear CBBC Aug 2010 N	2010/02/26	2010/03/01
60817	Credit Suisse AG - HSI R Bear CBBC Jul 2010 P	2010/02/26	2010/03/01
66826	Deutsche Bank AG - A50 China R Bull CBBC Mar 2010 A	2010/02/26	2010/03/02
66823	Deutsche Bank AG - China Life R Bull CBBC Mar 2010 B	2010/02/26	2010/03/02
67119	Deutsche Bank AG - CNOOC R Bull CBBC Mar 2010 A	2010/02/26	2010/03/02
67254	Deutsche Bank AG - HSBC R Bear CBBC Mar 2010 A	2010/02/26	2010/03/02
60820	Deutsche Bank AG - HSI R Bear CBBC Jun 2010 C	2010/02/26	2010/03/01
60832	Deutsche Bank AG - HSI R Bear CBBC Jun 2010 V	2010/02/26	2010/03/01
67255	Deutsche Bank AG - Petrochina R Bear CBBC Mar 2010 A	2010/02/26	2010/03/02
67928	KBC Fin Products Int'l Ltd. - A50 China R Bear CBBC Mar10A	2010/02/26	2010/03/02
66186	KBC Fin Products Int'l Ltd. - CCHC R Bull CBBC Mar 2010 A	2010/02/26	2010/03/02
65847	KBC Fin Products Int'l Ltd. - HKEx R Bear CBBC Mar 2010 A	2010/02/26	2010/03/02
66278	KBC Fin Products Int'l Ltd. - HKEx R Bear CBBC Mar 2010 B	2010/02/26	2010/03/02
60828	KBC Fin Products Int'l Ltd. - HSI R Bear CBBC Jun 2010 O	2010/02/26	2010/03/01
60829	KBC Fin Products Int'l Ltd. - HSI R Bear CBBC Jun 2010 P	2010/02/26	2010/03/01
67856	KBC Fin Products Int'l Ltd. - TCH R Bull CBBC Mar 2010 A	2010/02/26	2010/03/02
60821	SGA Societe Generale Acceptance N.V. -HSI R Bear CBBC Jul10H	2010/02/26	2010/03/01
60822	SGA Societe Generale Acceptance N.V. -HSI R Bear CBBC Jul10I	2010/02/26	2010/03/01
60823	SGA Societe Generale Acceptance N.V. -HSI R Bear CBBC Jul10J	2010/02/26	2010/03/01
60812	SGA Societe Generale Acceptance N.V. -HSI R Bear CBBC Jul10O	2010/02/26	2010/03/01
60813	SGA Societe Generale Acceptance N.V. -HSI R Bear CBBC Jul10P	2010/02/26	2010/03/01
65756	UBS AG - A50 China R Bear CBBC Mar 2010 A	2010/02/26	2010/03/02
66003	UBS AG - A50 China R Bear CBBC Mar 2010 B	2010/02/26	2010/03/02
66111	UBS AG - A50 China R Bear CBBC Mar 2010 C	2010/02/26	2010/03/02
68603	UBS AG - A50 China R Bear CBBC Mar 2010 F	2010/02/26	2010/03/02
67980	UBS AG - CC Bank R Bear CBBC Mar 2010 A	2010/02/26	2010/03/02
65808	UBS AG - CCHC R Bear CBBC Mar 2010 D	2010/02/26	2010/03/02
65809	UBS AG - CCHC R Bear CBBC Mar 2010 E	2010/02/26	2010/03/02
66189	UBS AG - CCHC R Bear CBBC Mar 2010 F	2010/02/26	2010/03/02
67914	UBS AG - Cheung Kong R Bear CBBC Mar 2010 A	2010/02/26	2010/03/02
65549	UBS AG - China Coal R Bull CBBC Mar 2010 A	2010/02/26	2010/03/02
60826	UBS AG - China Life R Bear CBBC Jun 2010 F	2010/02/26	2010/03/01
65824	UBS AG - China Life R Bear CBBC Mar 2010 A	2010/02/26	2010/03/02
65563	UBS AG - China Tel R Bear CBBC Mar 2010 B	2010/02/26	2010/03/02
67844	UBS AG - CNOOC R Bear CBBC Mar 2010 A	2010/02/26	2010/03/02
67982	UBS AG - CNOOC R Bear CBBC Mar 2010 B	2010/02/26	2010/03/02
60825	UBS AG - HSI R Bear CBBC Aug 2010 M	2010/02/26	2010/03/01
60824	UBS AG - HSI R Bear CBBC Jul 2010 O	2010/02/26	2010/03/01
67944	UBS AG - Hutchison R Bear CBBC Mar 2010 A	2010/02/26	2010/03/02
66004	UBS AG - Jiangxi Copper R Bear CBBC Mar 2010 H	2010/02/26	2010/03/02
66005	UBS AG - Jiangxi Copper R Bear CBBC Mar 2010 I	2010/02/26	2010/03/02
65552	UBS AG - Jiangxi Copper R Bull CBBC Mar 2010 A	2010/02/26	2010/03/02
66328	UBS AG - Jiangxi Copper R Bull CBBC Mar 2010 K	2010/02/26	2010/03/02
66488	UBS AG - Jiangxi Copper R Bull CBBC Mar 2010 M	2010/02/26	2010/03/02
60827	UBS AG - TCH R Bear CBBC Jun 2010 C	2010/02/26	2010/03/01
60016	BNP Paribas Arbit Issu B.V. - HSI R Bear CBBC Jun 2010 H	2010/03/01	2010/03/02
60014	BNP Paribas Arbit Issu B.V. - HSI R Bear CBBC May 2010 D	2010/03/01	2010/03/02

## List of expired CBBC, 2010 (continued)

Code	CBBC	Last trading date	Delisted date
60456	BNP Paribas Arbit Issu B.V. - HSI R Bear CBBC May 2010 L	2010/03/01	2010/03/02
60117	CC Rabobank B.A. - HSI R Bear CBBC Jun 2010 J	2010/03/01	2010/03/02
60012	CC Rabobank B.A. - HSI R Bear CBBC Jun 2010 Q	2010/03/01	2010/03/02
60771	Credit Suisse AG - HSI R Bear CBBC Aug 2010 D	2010/03/01	2010/03/02
60602	Credit Suisse AG - HSI R Bear CBBC Jul 2010 K	2010/03/01	2010/03/02
60848	Credit Suisse AG - HSI R Bear CBBC Jul 2010 Q	2010/03/01	2010/03/02
60087	Credit Suisse AG - HSI R Bear CBBC Jun 2010 F	2010/03/01	2010/03/02
60007	Credit Suisse AG - HSI R Bear CBBC May 2010 K	2010/03/01	2010/03/02
60846	Deutsche Bank AG - HSI R Bear CBBC Jul 2010 A	2010/03/01	2010/03/02
60847	Deutsche Bank AG - HSI R Bear CBBC Jul 2010 C	2010/03/01	2010/03/02
60067	Deutsche Bank AG - HSI R Bear CBBC Jul 2010 H	2010/03/01	2010/03/02
60021	Deutsche Bank AG - HSI R Bear CBBC Jun 2010 G	2010/03/01	2010/03/02
60773	Deutsche Bank AG - HSI R Bear CBBC Jun 2010 K	2010/03/01	2010/03/02
60150	Deutsche Bank AG - HSI R Bear CBBC May 2010 M	2010/03/01	2010/03/02
60164	Goldman Sachs SP (Asia) - HSI R Bear CBBC Jul 2010 A	2010/03/01	2010/03/02
60022	Goldman Sachs SP (Asia) - HSI R Bear CBBC Jun 2010 F	2010/03/01	2010/03/02
60280	HK Bank - HSI R Bear CBBC May 2010 M	2010/03/01	2010/03/02
68659	KBC Fin Products Int'l Ltd. - Ch Life R Bear CBBC Mar 2010 D	2010/03/01	2010/03/03
60006	KBC Fin Products Int'l Ltd. - HSI R Bear CBBC Apr 2010 U	2010/03/01	2010/03/02
60264	KBC Fin Products Int'l Ltd. - HSI R Bear CBBC Jun 2010 H	2010/03/01	2010/03/02
60622	KBC Fin Products Int'l Ltd. - TCH R Bear CBBC Jun 2010 C	2010/03/01	2010/03/02
60196	RB of Scotland N.V. - COVS R Bear CBBC May 2010 D	2010/03/01	2010/03/02
60432	RB of Scotland N.V. - HSI R Bear CBBC Jun 2010 W	2010/03/01	2010/03/02
60206	RB of Scotland N.V. - HSI R Bear CBBC May 2010 K	2010/03/01	2010/03/02
60551	RB of Scotland N.V. - Jiangxi Copper R Bear CBBC May 2010 E	2010/03/01	2010/03/02
60839	SGA Societe Generale Acceptance N.V. -HSI R Bear CBBC Jul10W	2010/03/01	2010/03/02
60076	SGA Societe Generale Acceptance N.V. -HSI R Bear CBBC Jul10Z	2010/03/01	2010/03/02
60028	SGA Societe Generale Acceptance N.V. -HSI R Bear CBBC Jun10E	2010/03/01	2010/03/02
60029	SGA Societe Generale Acceptance N.V. -HSI R Bear CBBC Jun10Z	2010/03/01	2010/03/02
60254	UBS AG - A50 China R Bear CBBC May 2010 I	2010/03/01	2010/03/02
60477	UBS AG - HKEx R Bear CBBC Jun 2010 G	2010/03/01	2010/03/02
60003	UBS AG - HSI R Bear CBBC Apr 2010 S	2010/03/01	2010/03/02
60158	UBS AG - HSI R Bear CBBC Aug 2010 Q	2010/03/01	2010/03/02
60845	UBS AG - HSI R Bear CBBC Jul 2010 G	2010/03/01	2010/03/02
60097	UBS AG - HSI R Bear CBBC Jul 2010 Y	2010/03/01	2010/03/02
60005	UBS AG - HSI R Bear CBBC Jun 2010 J	2010/03/01	2010/03/02
60844	UBS AG - HSI R Bear CBBC Jun 2010 L	2010/03/01	2010/03/02
60096	UBS AG - HSI R Bear CBBC May 2010 R	2010/03/01	2010/03/02
60091	Credit Suisse AG - TCH R Bear CBBC Jun 2010 D	2010/03/02	2010/03/03
60897	Deutsche Bank AG - HSBC R Bull CBBC Aug 2010 A	2010/03/02	2010/03/03
60869	Deutsche Bank AG - HSI R Bear CBBC Jun 2010 P	2010/03/02	2010/03/03
60871	Merrill Lynch Int'l & Co. C.V. - HSI R Bear CBBC Sep 2010 H	2010/03/02	2010/03/03
60872	Merrill Lynch Int'l & Co. C.V. - HSI R Bear CBBC Sep 2010 I	2010/03/02	2010/03/03
60549	RB of Scotland N.V. - HSCEI R Bear CBBC May 2010 J	2010/03/02	2010/03/03
60385	SGA Societe Generale Acceptance N.V. -TCH R Bear CBBC Jul10D	2010/03/02	2010/03/03
60532	UBS AG - HSCEI R Bear CBBC Jun 2010 J	2010/03/02	2010/03/03
60889	UBS AG - HSI R Bear CBBC Jul 2010 N	2010/03/02	2010/03/03
60879	UBS AG - HSI R Bear CBBC Jun 2010 N	2010/03/02	2010/03/03
60629	UBS AG - ICBC R Bear CBBC Jun 2010 G	2010/03/02	2010/03/03
60907	Deutsche Bank AG - HSI R Bear CBBC Jul 2010 M	2010/03/03	2010/03/04
60873	Merrill Lynch Int'l & Co. C.V. - HSI R Bear CBBC Sep 2010 J	2010/03/03	2010/03/04
60197	RB of Scotland N.V. - TCH R Bear CBBC May 2010 B	2010/03/03	2010/03/04
60901	SGA Societe Generale Acceptance N.V. -HSI R Bear CBBC Jul10V	2010/03/03	2010/03/04
60902	SGA Societe Generale Acceptance NV -HSCEI R Bear CBBC Jul10F	2010/03/03	2010/03/04
60803	UBS AG - China Mobile R Bull CBBC Jun 2010 G	2010/03/03	2010/03/04
60106	UBS AG - TCH R Bear CBBC Jun 2010 N	2010/03/03	2010/03/04
60893	CC Rabobank B.A. - HSI R Bull CBBC Aug 2010 P	2010/03/04	2010/03/05
60923	Credit Suisse AG - HSI R Bear CBBC Aug 2010 G	2010/03/04	2010/03/05
60921	Deutsche Bank AG - HSI R Bear CBBC Aug 2010 K	2010/03/04	2010/03/05
60905	Deutsche Bank AG - HSI R Bull CBBC Jun 2010 M	2010/03/04	2010/03/05
60691	KBC Fin Products Int'l Ltd. - Ch Mobile R Bull CBBC May 10D	2010/03/04	2010/03/05
60410	UBS AG - China Mobile R Bull CBBC May 2010 O	2010/03/04	2010/03/05
60304	UBS AG - CM Bank R Bear CBBC Jun 2010 G	2010/03/04	2010/03/05
60922	UBS AG - HSI R Bear CBBC Aug 2010 F	2010/03/04	2010/03/05
60894	Deutsche Bank AG - China Life R Bull CBBC Aug 2010 B	2010/03/05	2010/03/08
66242	Deutsche Bank AG - Sinopec Corp R Bull CBBC Mar 2010 A	2010/03/05	2010/03/09
68279	Deutsche Bank AG - TCH R Bull CBBC Mar 2010 A	2010/03/05	2010/03/09
66141	RB of Scotland N.V. - China Tel R Bear CBBC Mar 2010 B	2010/03/05	2010/03/09
60927	SGA Societe Generale Acceptance N.V. -HSI R Bear CBBC Jul10Y	2010/03/05	2010/03/08
68776	UBS AG - BOCL R Bear CBBC Mar 2010 D	2010/03/05	2010/03/09
68565	UBS AG - CC Bank R Bear CBBC Mar 2010 C	2010/03/05	2010/03/09
68286	UBS AG - China Shenhua R Bear CBBC Mar 2010 A	2010/03/05	2010/03/09
68782	UBS AG - HSBC R Bear CBBC Mar 2010 B	2010/03/05	2010/03/09
60928	UBS AG - HSI R Bear CBBC Jul 2010 R	2010/03/05	2010/03/08
68566	UBS AG - ICBC R Bear CBBC Mar 2010 D	2010/03/05	2010/03/09
68783	UBS AG - ICBC R Bear CBBC Mar 2010 E	2010/03/05	2010/03/09
68313	UBS AG - Ping An R Bear CBBC Mar 2010 A	2010/03/05	2010/03/09
68653	UBS AG - Ping An R Bear CBBC Mar 2010 C	2010/03/05	2010/03/09
68787	UBS AG - TCH R Bull CBBC Mar 2010 G	2010/03/05	2010/03/09
60457	BNP Paribas Arbit Issu B.V. - HSI R Bear CBBC Jul 2010 B	2010/03/08	2010/03/09
60015	BNP Paribas Arbit Issu B.V. - HSI R Bear CBBC Jun 2010 G	2010/03/08	2010/03/09
60013	CC Rabobank B.A. - HSI R Bear CBBC Jun 2010 K	2010/03/08	2010/03/09
60008	Credit Suisse AG - HSI R Bear CBBC Jun 2010 Y	2010/03/08	2010/03/09
69865	Deutsche Bank AG - CNOOC R Bear CBBC Jun 2010 B	2010/03/08	2010/03/09
60954	Deutsche Bank AG - HSI R Bear CBBC Jul 2010 N	2010/03/08	2010/03/09
60944	Deutsche Bank AG - HSI R Bear CBBC Jul 2010 U	2010/03/08	2010/03/09
60943	Deutsche Bank AG - HSI R Bear CBBC Jun 2010 Q	2010/03/08	2010/03/09

## List of expired CBBC, 2010 (continued)

Code	CBBC	Last trading date	Delisted date
60010	Deutsche Bank AG - HSI R Bear CBBC May 2010 U	2010/03/08	2010/03/09
60442	Deutsche Bank AG - Petrochina R Bear CBBC Jul 2010 C	2010/03/08	2010/03/09
60023	Goldman Sachs SP (Asia) - HSI R Bear CBBC Jun 2010 G	2010/03/08	2010/03/09
60262	KBC Fin Products Int'l Ltd. - HSI R Bear CBBC May 2010 P	2010/03/08	2010/03/09
60108	Macquarie Bank Ltd. - HSI R Bear CBBC Apr 2010 E	2010/03/08	2010/03/09
60328	RB of Scotland N.V. - CCHC R Bear CBBC Jun 2010 B	2010/03/08	2010/03/09
60398	RB of Scotland N.V. - CNOOC R Bear CBBC Jun 2010 D	2010/03/08	2010/03/09
60207	RB of Scotland N.V. - HSI R Bear CBBC May 2010 L	2010/03/08	2010/03/09
60862	RB of Scotland N.V. - SHK Ppt R Bear CBBC Jun 2010 B	2010/03/08	2010/03/09
60031	SGA Societe Generale Acceptance N.V. -HSI R Bear CBBC Jun10F	2010/03/08	2010/03/09
60030	SGA Societe Generale Acceptance N.V. -HSI R Bear CBBC Jun10G	2010/03/08	2010/03/09
60959	UBS AG - HSBC R Bull CBBC Jun 2010 N	2010/03/08	2010/03/09
60004	UBS AG - HSI R Bear CBBC Apr 2010 J	2010/03/08	2010/03/09
60157	UBS AG - HSI R Bear CBBC Jul 2010 E	2010/03/08	2010/03/09
60941	UBS AG - HSI R Bear CBBC Jun 2010 S	2010/03/08	2010/03/09
60942	UBS AG - HSI R Bear CBBC Sep 2010 R	2010/03/08	2010/03/09
60289	Deutsche Bank AG - China Life R Bear CBBC Jul 2010 D	2010/03/09	2010/03/10
60116	Deutsche Bank AG - China Life R Bear CBBC Jun 2010 H	2010/03/09	2010/03/10
68261	SGA Societe Generale Acceptance N.V.-CMB R Bear CBBC Mar10A	2010/03/09	2010/03/11
68177	SGA Societe Generale Acceptance N.V.-CTel R Bear CBBC Mar10A	2010/03/09	2010/03/11
68440	SGA Societe Generale Acceptance N.V.-CTel R Bull CBBC Mar10B	2010/03/09	2010/03/11
68038	SGA Societe Generale Acceptance N.V.-TCH R Bull CBBC Mar10A	2010/03/09	2010/03/11
67975	SGA Societe Generale Acceptance N.V-CK(H) R Bear CBBC Mar10B	2010/03/09	2010/03/11
60376	SGA Societe Generale Acceptance N.V-CLife R Bear CBBC Jul10C	2010/03/09	2010/03/10
68042	SGA Societe Generale Acceptance N.V-CLife R Bear CBBC Mar10C	2010/03/09	2010/03/11
68550	SGA Societe Generale Acceptance N.V-CShen R Bear CBBC Mar10B	2010/03/09	2010/03/11
67834	SGA Societe Generale Acceptance NV-Angang R Bear CBBC Mar10C	2010/03/09	2010/03/11
68551	SGA Societe Generale Acceptance NV-JiangC R Bear CBBC Mar10D	2010/03/09	2010/03/11
68552	SGA Societe Generale Acceptance NV-JiangC R Bear CBBC Mar10E	2010/03/09	2010/03/11
60102	UBS AG - China Life R Bear CBBC May 2010 Y	2010/03/09	2010/03/10
60992	UBS AG - HSI R Bear CBBC Jun 2010 Z	2010/03/09	2010/03/10
60089	Credit Suisse AG - China Life R Bear CBBC Jun 2010 B	2010/03/10	2010/03/11
61023	Deutsche Bank AG - HSI R Bear CBBC Aug 2010 T	2010/03/10	2010/03/11
61017	SGA Societe Generale Acceptance N.V. -HSI R Bear CBBC Jun10X	2010/03/10	2010/03/11
60386	SGA Societe Generale Acceptance N.V. -TCH R Bear CBBC Jul10E	2010/03/10	2010/03/11
61029	UBS AG - HSI R Bear CBBC Aug 2010 C	2010/03/10	2010/03/11
69993	UBS AG - TCH R Bear CBBC Jun 2010 K	2010/03/10	2010/03/11
60884	Barclays Bank plc - HSI R Bear CBBC Sep 2010 B	2010/03/11	2010/03/12
60913	BNP Paribas Arbit Issu B.V. - HSI R Bear CBBC Aug 2010 I	2010/03/11	2010/03/12
60918	BOCI Asia Ltd. - HSI R Bear CBBC Jun 2010 B	2010/03/11	2010/03/12
61041	CC Rabobank B.A. - HSI R Bear CBBC Aug 2010 Q	2010/03/11	2010/03/12
61040	Credit Suisse AG - HSI R Bear CBBC Aug 2010 K	2010/03/11	2010/03/12
60710	Credit Suisse AG - HSI R Bear CBBC Dec 2010 F	2010/03/11	2010/03/12
60724	Credit Suisse AG - HSI R Bear CBBC Dec 2010 H	2010/03/11	2010/03/12
69949	Credit Suisse AG - HSI R Bear CBBC May 2010 I	2010/03/11	2010/03/12
61043	Deutsche Bank AG - HSI R Bear CBBC Aug 2010 U	2010/03/11	2010/03/12
69959	Deutsche Bank AG - HSI R Bear CBBC May 2010 T	2010/03/11	2010/03/12
60132	HK Bank - HSI R Bear CBBC May 2010 L	2010/03/11	2010/03/12
60281	HK Bank - HSI R Bear CBBC May 2010 N	2010/03/11	2010/03/12
61042	KBC Fin Products Int'l Ltd. - HSI R Bear CBBC Jun 2010 Y	2010/03/11	2010/03/12
60874	Merrill Lynch Int'l & Co. C.V. - HSI R Bear CBBC Sep 2010 K	2010/03/11	2010/03/12
60032	SGA Societe Generale Acceptance N.V. -HSI R Bear CBBC Jun10D	2010/03/11	2010/03/12
60576	UBS AG - BYD Company R Bear CBBC Jun 2010 B	2010/03/11	2010/03/12
60239	UBS AG - HSCEI R Bear CBBC May 2010 J	2010/03/11	2010/03/12
60098	UBS AG - HSI R Bear CBBC Aug 2010 P	2010/03/11	2010/03/12
69953	UBS AG - HSI R Bear CBBC May 2010 W	2010/03/11	2010/03/12
68594	Deutsche Bank AG - CHALCO R Bull CBBC Mar 2010 A	2010/03/12	2010/03/16
66720	Deutsche Bank AG - China Mobile R Bear CBBC Mar 2010 A	2010/03/12	2010/03/16
61045	Deutsche Bank AG - HSI R Bear CBBC Aug 2010 V	2010/03/12	2010/03/15
67872	Deutsche Bank AG - Petrochina R Bear CBBC Mar 2010 C	2010/03/12	2010/03/16
68660	KBC Fin Products Int'l Ltd. - Ch Life R Bear CBBC Mar 2010 E	2010/03/12	2010/03/16
68890	UBS AG - A50 China R Bear CBBC Mar 2010 L	2010/03/12	2010/03/16
67942	UBS AG - BOCL R Bear CBBC Mar 2010 A	2010/03/12	2010/03/16
68670	UBS AG - BOCL R Bear CBBC Mar 2010 C	2010/03/12	2010/03/16
68671	UBS AG - CC Bank R Bear CBBC Mar 2010 D	2010/03/12	2010/03/16
67496	UBS AG - CCHC R Bull CBBC Mar 2010 I	2010/03/12	2010/03/16
67754	UBS AG - China Life R Bear CBBC Mar 2010 B	2010/03/12	2010/03/16
68312	UBS AG - China Life R Bear CBBC Mar 2010 C	2010/03/12	2010/03/16
68651	UBS AG - China Life R Bear CBBC Mar 2010 H	2010/03/12	2010/03/16
68652	UBS AG - China Life R Bear CBBC Mar 2010 I	2010/03/12	2010/03/16
68972	UBS AG - China Life R Bear CBBC Mar 2010 P	2010/03/12	2010/03/16
68444	UBS AG - China Mobile R Bull CBBC Mar 2010 A	2010/03/12	2010/03/16
68836	UBS AG - China Mobile R Bull CBBC Mar 2010 J	2010/03/12	2010/03/16
68880	UBS AG - China Mobile R Bull CBBC Mar 2010 K	2010/03/12	2010/03/16
68170	UBS AG - CM Bank R Bear CBBC Mar 2010 A	2010/03/12	2010/03/16
68233	UBS AG - CM Bank R Bear CBBC Mar 2010 B	2010/03/12	2010/03/16
68464	UBS AG - CM Bank R Bear CBBC Mar 2010 C	2010/03/12	2010/03/16
61044	UBS AG - HSI R Bear CBBC Jul 2010 O	2010/03/12	2010/03/15
68446	UBS AG - ICBC R Bear CBBC Mar 2010 B	2010/03/12	2010/03/16
68945	UBS AG - Jiangxi Copper R Bear CBBC Mar 2010 R	2010/03/12	2010/03/16
67943	UBS AG - Petrochina R Bear CBBC Mar 2010 A	2010/03/12	2010/03/16
68669	UBS AG - Sinopec Corp R Bull CBBC Mar 2010 A	2010/03/12	2010/03/16
68786	UBS AG - Sinopec Corp R Bull CBBC Mar 2010 D	2010/03/12	2010/03/16
61074	CC Rabobank B.A. - HSI R Bull CBBC Aug 2010 W	2010/03/15	2010/03/16
61055	Credit Suisse AG - HSI R Bear CBBC Aug 2010 L	2010/03/15	2010/03/16
60947	Credit Suisse AG - HSI R Bull CBBC Aug 2010 J	2010/03/15	2010/03/16
61051	Deutsche Bank AG - HSI R Bear CBBC Jul 2010 X	2010/03/15	2010/03/16

## List of expired CBBC, 2010 (continued)

Code	CBBC	Last trading date	Delisted date
61052	Deutsche Bank AG - HSI R Bear CBBC Jul 2010 Z	2010/03/15	2010/03/16
60953	Deutsche Bank AG - HSI R Bull CBBC Aug 2010 Q	2010/03/15	2010/03/16
61076	Deutsche Bank AG - HSI R Bull CBBC Aug 2010 X	2010/03/15	2010/03/16
61056	Deutsche Bank AG - HSI R Bull CBBC Jul 2010 B	2010/03/15	2010/03/16
60970	KBC Fin Products Int'l Ltd. - HSI R Bull CBBC Jul 2010 E	2010/03/15	2010/03/16
60344	KBC Fin Products Int'l Ltd. - TCH R Bear CBBC Jun 2010 A	2010/03/15	2010/03/16
66832	RB of Scotland N.V. - CC Bank R Bull CBBC Mar 2010 A	2010/03/15	2010/03/17
66629	RB of Scotland N.V. - CNOOC R Bull CBBC Mar 2010 A	2010/03/15	2010/03/17
66985	RB of Scotland N.V. - COVS R Bear CBBC Mar 2010 C	2010/03/15	2010/03/17
67951	RB of Scotland N.V. - PetCh R Bear CBBC Mar 2010 D	2010/03/15	2010/03/17
66630	RB of Scotland N.V. - PetCh R Bull CBBC Mar 2010 A	2010/03/15	2010/03/17
66631	RB of Scotland N.V. - Shimao R Bull CBBC Mar 2010 A	2010/03/15	2010/03/17
67732	RB of Scotland N.V. - TCH R Bull CBBC Mar 2010 A	2010/03/15	2010/03/17
67733	RB of Scotland N.V. - TCH R Bull CBBC Mar 2010 B	2010/03/15	2010/03/17
60948	SGA Societe Generale Acceptance N.V. -HSI R Bull CBBC Jul10Q	2010/03/15	2010/03/16
61054	UBS AG - HSI R Bear CBBC Sep 2010 U	2010/03/15	2010/03/16
61066	UBS AG - HSI R Bull CBBC Jul 2010 Y	2010/03/15	2010/03/16
60964	UBS AG - HSI R Bull CBBC Jun 2010 E	2010/03/15	2010/03/16
61088	Credit Suisse AG - A50 China R Bull CBBC Aug 2010 A	2010/03/16	2010/03/17
61095	KBC Fin Products Int'l Ltd. - HSI R Bull CBBC Aug 2010 L	2010/03/16	2010/03/17
67835	SGA Societe Generale Acceptance NV-Esprit R Bear CBBC Apr10C	2010/03/16	2010/03/17
69861	UBS AG - BYD Company R Bear CBBC May 2010 B	2010/03/16	2010/03/17
61090	UBS AG - HSI R Bull CBBC Jun 2010 J	2010/03/16	2010/03/17
69971	BNP Paribas Arbit Issu B.V. - HSI R Bear CBBC Jun 2010 F	2010/03/17	2010/03/18
69956	CC Rabobank B.A. - HSI R Bear CBBC Jun 2010 U	2010/03/17	2010/03/18
69927	Credit Suisse AG - HSI R Bear CBBC May 2010 J	2010/03/17	2010/03/18
69947	Credit Suisse AG - TCH R Bear CBBC May 2010 C	2010/03/17	2010/03/18
61083	Deutsche Bank AG - HSI R Bear CBBC Jul 2010 H	2010/03/17	2010/03/18
69910	Deutsche Bank AG - HSI R Bear CBBC May 2010 V	2010/03/17	2010/03/18
69965	Goldman Sachs SP (Asia) - HSI R Bear CBBC Jun 2010 E	2010/03/17	2010/03/18
65791	HK Bank - A50 R Bear CBBC Mar 2010 A	2010/03/17	2010/03/19
67957	HK Bank - A50 R Bear CBBC Mar 2010 E	2010/03/17	2010/03/19
66267	HK Bank - CCHC R Bear CBBC Mar 2010 B	2010/03/17	2010/03/19
66266	HK Bank - CHALCO R Bear CBBC Mar 2010 B	2010/03/17	2010/03/19
66263	HK Bank - China Shenhua R Bull CBBC Mar 2010 A	2010/03/17	2010/03/19
66269	HK Bank - JiangC R Bear CBBC Mar 2010 B	2010/03/17	2010/03/19
60606	HK Bank - TCH R Bear CBBC Jun 2010 A	2010/03/17	2010/03/18
69970	KBC Fin Products Int'l Ltd. - HSI R Bear CBBC Apr 2010 P	2010/03/17	2010/03/18
61096	KBC Fin Products Int'l Ltd. - HSI R Bear CBBC Jul 2010 M	2010/03/17	2010/03/18
61107	RB of Scotland N.V. - BYD Company R Bear CBBC Jul 2010 C	2010/03/17	2010/03/18
61108	RB of Scotland N.V. - BYD Company R Bear CBBC Jul 2010 D	2010/03/17	2010/03/18
60111	RB of Scotland N.V. - HSI R Bear CBBC May 2010 G	2010/03/17	2010/03/18
69937	SGA Societe Generale Acceptance N.V. -HSI R Bear CBBC Jun10J	2010/03/17	2010/03/18
61120	SGA Societe Generale Acceptance N.V. -HSI R Bull CBBC Sep10G	2010/03/17	2010/03/18
60387	SGA Societe Generale Acceptance N.V. -TCH R Bear CBBC Jul10F	2010/03/17	2010/03/18
60377	SGA Societe Generale Acceptance N.V.-CLife R Bear CBBC Jul10D	2010/03/17	2010/03/18
61109	UBS AG - A50 China R Bull CBBC Jul 2010 C	2010/03/17	2010/03/18
69857	UBS AG - China Life R Bear CBBC May 2010 V	2010/03/17	2010/03/18
69915	UBS AG - HSI R Bear CBBC Jun 2010 G	2010/03/17	2010/03/18
61053	UBS AG - HSI R Bear CBBC Jun 2010 L	2010/03/17	2010/03/18
61125	Deutsche Bank AG - HSI R Bear CBBC Sep 2010 J	2010/03/18	2010/03/19
67747	RB of Scotland N.V. - DJIA R Bear CBBC Mar 2010 F	2010/03/18	2010/03/22
67748	RB of Scotland N.V. - DJIA R Bear CBBC Mar 2010 G	2010/03/18	2010/03/22
67265	RB of Scotland N.V. - DJIA R Bull CBBC Mar 2010 A	2010/03/18	2010/03/22
67744	RB of Scotland N.V. - DJIA R Bull CBBC Mar 2010 E	2010/03/18	2010/03/22
68846	RB of Scotland N.V. - HSBC R Bear CBBC Mar 2010 B	2010/03/18	2010/03/22
68679	RB of Scotland N.V. - Jiangxi Copper R Bear CBBC Mar 2010 A	2010/03/18	2010/03/22
61038	UBS AG - China Mobile R Bear CBBC Jul 2010 A	2010/03/18	2010/03/19
61135	UBS AG - HSI R Bear CBBC Aug 2010 M	2010/03/18	2010/03/19
61130	UBS AG - TCH R Bull CBBC Jul 2010 F	2010/03/18	2010/03/19
67292	Deutsche Bank AG - ICBC R Bull CBBC Mar 2010 A	2010/03/19	2010/03/23
67282	Deutsche Bank AG - Sinopec Corp R Bear CBBC Mar 2010 C	2010/03/19	2010/03/23
61140	SGA Societe Generale Acceptance N.V. -HSI R Bear CBBC Jun10P	2010/03/19	2010/03/22
69095	UBS AG - Angang Steel R Bear CBBC Mar 2010 D	2010/03/19	2010/03/23
61143	UBS AG - HSI R Bear CBBC Nov 2010 F	2010/03/19	2010/03/22
61026	UBS AG - TCH R Bull CBBC Jul 2010 E	2010/03/19	2010/03/22
60885	Credit Suisse AG - HSBC R Bull CBBC Jul 2010 C	2010/03/22	2010/03/23
61152	Credit Suisse AG - HSI R Bull CBBC Aug 2010 M	2010/03/22	2010/03/23
61123	Deutsche Bank AG - China Life R Bull CBBC Aug 2010 C	2010/03/22	2010/03/23
61164	Deutsche Bank AG - HSI R Bear CBBC Jul 2010 U	2010/03/22	2010/03/23
61057	Deutsche Bank AG - HSI R Bull CBBC Aug 2010 W	2010/03/22	2010/03/23
61153	Deutsche Bank AG - HSI R Bull CBBC Aug 2010 Z	2010/03/22	2010/03/23
60999	Deutsche Bank AG - HSI R Bull CBBC Jul 2010 O	2010/03/22	2010/03/23
61165	Deutsche Bank AG - TCH R Bull CBBC Jul 2010 E	2010/03/22	2010/03/23
61174	KBC Fin Products Int'l Ltd. - TCH R Bull CBBC Jul 2010 B	2010/03/22	2010/03/23
61158	SGA Societe Generale Acceptance N.V. -HSI R Bear CBBC Jun10H	2010/03/22	2010/03/23
60951	SGA Societe Generale Acceptance N.V. -HSI R Bull CBBC Aug10Q	2010/03/22	2010/03/23
61119	SGA Societe Generale Acceptance N.V. -HSI R Bull CBBC Sep10F	2010/03/22	2010/03/23
61157	SGA Societe Generale Acceptance N.V. -HSI R Bull CBBC Sep10H	2010/03/22	2010/03/23
61112	UBS AG - CCHC R Bull CBBC Jun 2010 A	2010/03/22	2010/03/23
61113	UBS AG - China Life R Bull CBBC Jul 2010 D	2010/03/22	2010/03/23
61091	UBS AG - HSI R Bull CBBC Aug 2010 R	2010/03/22	2010/03/23
61163	UBS AG - HSI R Bull CBBC Jun 2010 N	2010/03/22	2010/03/23
61132	UBS AG - HSI R Bull CBBC Sep 2010 X	2010/03/22	2010/03/23
61159	SGA Societe Generale Acceptance N.V. -HSI R Bear CBBC Jun10R	2010/03/23	2010/03/24
61185	UBS AG - HSI R Bear CBBC Jun 2010 S	2010/03/23	2010/03/24
61206	CC Rabobank B.A. - HSI R Bull CBBC Sep 2010 A	2010/03/24	2010/03/25

## List of expired CBBC, 2010 (continued)

Code	CBBC	Last trading date	Delisted date
61207	CC Rabobank B.A. - HSI R Bull CBBC Sep 2010 B	2010/03/24	2010/03/25
61199	Credit Suisse AG - HSI R Bull CBBC Aug 2010 N	2010/03/24	2010/03/25
61192	Deutsche Bank AG - HSI R Bear CBBC Aug 2010 E	2010/03/24	2010/03/25
61200	Deutsche Bank AG - HSI R Bull CBBC Aug 2010 D	2010/03/24	2010/03/25
61201	Deutsche Bank AG - HSI R Bull CBBC Sep 2010 K	2010/03/24	2010/03/25
61215	KBC Fin Products Int'l Ltd. - HSI R Bull CBBC Jul 2010 O	2010/03/24	2010/03/25
61214	KBC Fin Products Int'l Ltd. - HSI R Bull CBBC Jun 2010 Z	2010/03/24	2010/03/25
61196	SGA Societe Generale Acceptance N.V. - HSI R Bull CBBC Sep10I	2010/03/24	2010/03/25
61197	SGA Societe Generale Acceptance N.V. - HSI R Bull CBBC Sep10J	2010/03/24	2010/03/25
61195	UBS AG - HSI R Bear CBBC Jul 2010 N	2010/03/24	2010/03/25
61205	UBS AG - HSI R Bull CBBC Jul 2010 R	2010/03/24	2010/03/25
61230	Barclays Bank plc - HSI R Bull CBBC Sep 2010 J	2010/03/25	2010/03/26
61202	BNP Paribas Arbit Issu B.V. - HSI R Bull CBBC Aug 2010 L	2010/03/25	2010/03/26
61203	BNP Paribas Arbit Issu B.V. - HSI R Bull CBBC Sep 2010 D	2010/03/25	2010/03/26
61073	CC Rabobank B.A. - HSI R Bull CBBC Aug 2010 V	2010/03/25	2010/03/26
60946	Credit Suisse AG - HSI R Bull CBBC Aug 2010 I	2010/03/25	2010/03/26
61094	Deutsche Bank AG - China Life R Bull CBBC Jul 2010 M	2010/03/25	2010/03/26
60952	Deutsche Bank AG - HSI R Bull CBBC Aug 2010 P	2010/03/25	2010/03/26
61032	Deutsche Bank AG - HSI R Bull CBBC Jul 2010 Y	2010/03/25	2010/03/26
61016	HK Bank - HSI R Bull CBBC Jul 2010 O	2010/03/25	2010/03/26
61098	KBC Fin Products Int'l Ltd. - HKEx R Bull CBBC Jun 2010 D	2010/03/25	2010/03/26
61217	KBC Fin Products Int'l Ltd. - HSI R Bull CBBC Aug 2010 N	2010/03/25	2010/03/26
60969	KBC Fin Products Int'l Ltd. - HSI R Bull CBBC Jul 2010 D	2010/03/25	2010/03/26
61011	KBC Fin Products Int'l Ltd. - HSI R Bull CBBC Jul 2010 L	2010/03/25	2010/03/26
60294	RB of Scotland N.V. - HSBC R Bull CBBC Jun 2010 A	2010/03/25	2010/03/26
61237	RB of Scotland N.V. - HSI R Bull CBBC Jul 2010 B	2010/03/25	2010/03/26
61238	RB of Scotland N.V. - HSI R Bull CBBC Jul 2010 C	2010/03/25	2010/03/26
60950	SGA Societe Generale Acceptance N.V. - HSI R Bull CBBC Aug10P	2010/03/25	2010/03/26
60949	SGA Societe Generale Acceptance N.V. - HSI R Bull CBBC Aug10R	2010/03/25	2010/03/26
60958	UBS AG - HKEx R Bull CBBC Jun 2010 L	2010/03/25	2010/03/26
60671	UBS AG - HSBC R Bull CBBC Jun 2010 K	2010/03/25	2010/03/26
61235	UBS AG - HSI R Bull CBBC Aug 2010 Q	2010/03/25	2010/03/26
61034	UBS AG - HSI R Bull CBBC Jul 2010 L	2010/03/25	2010/03/26
60991	UBS AG - HSI R Bull CBBC Jul 2010 T	2010/03/25	2010/03/26
61134	UBS AG - HSI R Bull CBBC Nov 2010 E	2010/03/25	2010/03/26
67177	Credit Suisse - China Life R Bear CBBC Mar 2010 A	2010/03/26	2010/03/30
67179	Credit Suisse - HSBC R Bear CBBC Mar 2010 A	2010/03/26	2010/03/30
66296	Deutsche Bank AG - HKEx R Bear CBBC Mar 2010 B	2010/03/26	2010/03/30
68071	Deutsche Bank AG - HKEx R Bear CBBC Mar 2010 E	2010/03/26	2010/03/30
61244	Deutsche Bank AG - HSI R Bull CBBC Sep 2010 L	2010/03/26	2010/03/29
61246	Deutsche Bank AG - HSI R Bull CBBC Sep 2010 N	2010/03/26	2010/03/29
69172	RB of Scotland N.V. - COVS R Bear CBBC Mar 2010 E	2010/03/26	2010/03/30
69155	RB of Scotland N.V. - TCH R Bear CBBC Mar 2010 M	2010/03/26	2010/03/30
69156	RB of Scotland N.V. - TCH R Bear CBBC Mar 2010 N	2010/03/26	2010/03/30
61110	UBS AG - HSCEI R Bull CBBC Aug 2010 A	2010/03/26	2010/03/29
61243	UBS AG - HSI R Bull CBBC Dec 2010 B	2010/03/26	2010/03/29
61242	UBS AG - HSI R Bull CBBC Jun 2010 Z	2010/03/26	2010/03/29
66881	Barclays Bank plc - HSI R Bull CBBC Mar 2010 A	2010/03/29	2010/03/31
67779	BNP Paribas Arbit Issu B.V. - HSI R Bear CBBC Mar 2010 H	2010/03/29	2010/03/31
67778	BNP Paribas Arbit Issu B.V. - HSI R Bear CBBC Mar 2010 I	2010/03/29	2010/03/31
66035	BNP Paribas Arbit Issu B.V. - HSI R Bear CBBC Mar 2010 O	2010/03/29	2010/03/31
66036	BNP Paribas Arbit Issu B.V. - HSI R Bear CBBC Mar 2010 P	2010/03/29	2010/03/31
66293	BNP Paribas Arbit Issu B.V. - HSI R Bear CBBC Mar 2010 Q	2010/03/29	2010/03/31
67016	BNP Paribas Arbit Issu B.V. - HSI R Bear CBBC Mar 2010 U	2010/03/29	2010/03/31
67017	BNP Paribas Arbit Issu B.V. - HSI R Bear CBBC Mar 2010 V	2010/03/29	2010/03/31
67160	BNP Paribas Arbit Issu B.V. - HSI R Bear CBBC Mar 2010 W	2010/03/29	2010/03/31
62229	BNP Paribas Arbit Issu B.V. - HSI R Bull CBBC Mar 2010 A	2010/03/29	2010/03/31
65310	BNP Paribas Arbit Issu B.V. - HSI R Bull CBBC Mar 2010 C	2010/03/29	2010/03/31
65311	BNP Paribas Arbit Issu B.V. - HSI R Bull CBBC Mar 2010 D	2010/03/29	2010/03/31
65653	BNP Paribas Arbit Issu B.V. - HSI R Bull CBBC Mar 2010 G	2010/03/29	2010/03/31
66820	BNP Paribas Arbit Issu B.V. - HSI R Bull CBBC Mar 2010 Z	2010/03/29	2010/03/31
68918	BOCI Asia Ltd. - HSI R Bear CBBC Mar 2010 A	2010/03/29	2010/03/31
66478	CC Rabobank B.A. - A50 China R Bull CBBC Mar 2010 A	2010/03/29	2010/03/31
67063	CC Rabobank B.A. - A50 China R Bull CBBC Mar 2010 F	2010/03/29	2010/03/31
64359	CC Rabobank B.A. - HKEx R Bull CBBC Mar 2010 A	2010/03/29	2010/03/31
63329	CC Rabobank B.A. - HSCEI R Bull CBBC Mar 2010 A	2010/03/29	2010/03/31
66048	CC Rabobank B.A. - HSI R Bear CBBC Mar 2010 B	2010/03/29	2010/03/31
66049	CC Rabobank B.A. - HSI R Bear CBBC Mar 2010 C	2010/03/29	2010/03/31
61260	CC Rabobank B.A. - HSI R Bear CBBC Sep 2010 C	2010/03/29	2010/03/30
61261	CC Rabobank B.A. - HSI R Bear CBBC Sep 2010 D	2010/03/29	2010/03/30
64341	CC Rabobank B.A. - HSI R Bull CBBC Mar 2010 D	2010/03/29	2010/03/31
64342	CC Rabobank B.A. - HSI R Bull CBBC Mar 2010 E	2010/03/29	2010/03/31
64343	CC Rabobank B.A. - HSI R Bull CBBC Mar 2010 F	2010/03/29	2010/03/31
66250	CC Rabobank B.A. - HSI R Bull CBBC Mar 2010 G	2010/03/29	2010/03/31
64509	CC Rabobank B.A. - HSI R Bull CBBC Mar 2010 I	2010/03/29	2010/03/31
66677	CC Rabobank B.A. - HSI R Bull CBBC Mar 2010 K	2010/03/29	2010/03/31
66678	CC Rabobank B.A. - HSI R Bull CBBC Mar 2010 Y	2010/03/29	2010/03/31
67771	Credit Suisse - HSI R Bear CBBC Mar 2010 L	2010/03/29	2010/03/31
61254	Credit Suisse AG - HSI R Bear CBBC Aug 2010 O	2010/03/29	2010/03/30
68578	Credit Suisse AG - HSI R Bear CBBC Mar 2010 D	2010/03/29	2010/03/31
68571	Credit Suisse AG - HSI R Bear CBBC Mar 2010 J	2010/03/29	2010/03/31
68533	Credit Suisse AG - HSI R Bear CBBC Mar 2010 P	2010/03/29	2010/03/31
60364	Deutsche Bank AG - A50 China R Bear CBBC Jul 2010 A	2010/03/29	2010/03/30
67184	Deutsche Bank AG - HSI R Bear CBBC Mar 2010 B	2010/03/29	2010/03/31
67185	Deutsche Bank AG - HSI R Bear CBBC Mar 2010 E	2010/03/29	2010/03/31
67652	Deutsche Bank AG - HSI R Bear CBBC Mar 2010 F	2010/03/29	2010/03/31
67808	Deutsche Bank AG - HSI R Bear CBBC Mar 2010 I	2010/03/29	2010/03/31

## List of expired CBBC, 2010 (continued)

Code	CBBC	Last trading date	Delisted date
67680	Deutsche Bank AG - HSI R Bear CBBC Mar 2010 P	2010/03/29	2010/03/31
65976	Deutsche Bank AG - HSI R Bear CBBC Mar 2010 U	2010/03/29	2010/03/31
66246	Deutsche Bank AG - HSI R Bear CBBC Mar 2010 Y	2010/03/29	2010/03/31
66247	Deutsche Bank AG - HSI R Bear CBBC Mar 2010 Z	2010/03/29	2010/03/31
61248	Deutsche Bank AG - HSI R Bear CBBC Sep 2010 M	2010/03/29	2010/03/30
61263	Deutsche Bank AG - HSI R Bear CBBC Sep 2010 P	2010/03/29	2010/03/30
68487	Goldman Sachs SP (Asia) - HSI R Bear CBBC Mar 2010 A	2010/03/29	2010/03/31
66010	Goldman Sachs SP (Asia) - HSI R Bear CBBC Mar 2010 G	2010/03/29	2010/03/31
68541	Goldman Sachs SP (Asia) - HSI R Bear CBBC Mar 2010 Z	2010/03/29	2010/03/31
65298	Goldman Sachs SP (Asia) - HSI R Bull CBBC Mar 2010 M	2010/03/29	2010/03/31
65410	Goldman Sachs SP (Asia) - HSI R Bull CBBC Mar 2010 N	2010/03/29	2010/03/31
65411	Goldman Sachs SP (Asia) - HSI R Bull CBBC Mar 2010 O	2010/03/29	2010/03/31
65412	Goldman Sachs SP (Asia) - HSI R Bull CBBC Mar 2010 P	2010/03/29	2010/03/31
65503	Goldman Sachs SP (Asia) - HSI R Bull CBBC Mar 2010 R	2010/03/29	2010/03/31
65662	Goldman Sachs SP (Asia) - HSI R Bull CBBC Mar 2010 U	2010/03/29	2010/03/31
65671	HK Bank - HSI R Bull CBBC Mar 2010 D	2010/03/29	2010/03/31
65672	HK Bank - HSI R Bull CBBC Mar 2010 E	2010/03/29	2010/03/31
61258	KBC Fin Products Int'l Ltd. - HSI R Bear CBBC Aug 2010 R	2010/03/29	2010/03/30
61257	KBC Fin Products Int'l Ltd. - HSI R Bear CBBC Jul 2010 S	2010/03/29	2010/03/30
67133	KBC Fin Products Int'l Ltd. - HSI R Bear CBBC Mar 2010 Q	2010/03/29	2010/03/31
67134	KBC Fin Products Int'l Ltd. - HSI R Bear CBBC Mar 2010 R	2010/03/29	2010/03/31
67135	KBC Fin Products Int'l Ltd. - HSI R Bear CBBC Mar 2010 S	2010/03/29	2010/03/31
67181	KBC Fin Products Int'l Ltd. - HSI R Bear CBBC Mar 2010 T	2010/03/29	2010/03/31
67182	KBC Fin Products Int'l Ltd. - HSI R Bear CBBC Mar 2010 U	2010/03/29	2010/03/31
68624	KBC Fin Products Int'l Ltd. - HSI R Bear CBBC Mar 2010 X	2010/03/29	2010/03/31
68623	KBC Fin Products Int'l Ltd. - HSI R Bear CBBC Mar 2010 Z	2010/03/29	2010/03/31
64953	KBC Fin Products Int'l Ltd. - HSI R Bull CBBC Mar 2010 E	2010/03/29	2010/03/31
64982	KBC Fin Products Int'l Ltd. - HSI R Bull CBBC Mar 2010 G	2010/03/29	2010/03/31
66473	KBC Fin Products Int'l Ltd. - HSI R Bull CBBC Mar 2010 P	2010/03/29	2010/03/31
68853	Macquarie Bank Ltd. - HSI R Bear CBBC Mar 2010 A	2010/03/29	2010/03/31
64730	Merrill Lynch Int'l & Co. C.V. - HSI R Bull CBBC Mar 2010 A	2010/03/29	2010/03/31
68921	RB of Scotland N.V. - HSCEI R Bear CBBC Mar 2010 B	2010/03/29	2010/03/31
68922	RB of Scotland N.V. - HSCEI R Bear CBBC Mar 2010 C	2010/03/29	2010/03/31
68627	RB of Scotland N.V. - HSI R Bear CBBC Mar 2010 B	2010/03/29	2010/03/31
61245	SGA Societe Generale Acceptance N.V. - HSI R Bear CBBC Jun10L	2010/03/29	2010/03/30
61252	SGA Societe Generale Acceptance N.V. - HSI R Bear CBBC Jun10M	2010/03/29	2010/03/30
68560	SGA Societe Generale Acceptance N.V. - HSI R Bear CBBC Mar10C	2010/03/29	2010/03/31
68547	SGA Societe Generale Acceptance N.V. - HSI R Bear CBBC Mar10P	2010/03/29	2010/03/31
68454	SGA Societe Generale Acceptance N.V. - HSI R Bear CBBC Mar10Q	2010/03/29	2010/03/31
60997	UBS AG - BYD Company R Bear CBBC Jul 2010 A	2010/03/29	2010/03/30
62181	UBS AG - HSCEI R Bull CBBC Mar 2010 N	2010/03/29	2010/03/31
62182	UBS AG - HSCEI R Bull CBBC Mar 2010 O	2010/03/29	2010/03/31
62183	UBS AG - HSCEI R Bull CBBC Mar 2010 P	2010/03/29	2010/03/31
61256	UBS AG - HSI R Bear CBBC Dec 2010 C	2010/03/29	2010/03/30
66175	UBS AG - HSI R Bear CBBC Mar 2010 C	2010/03/29	2010/03/31
67198	UBS AG - HSI R Bear CBBC Mar 2010 D	2010/03/29	2010/03/31
67197	UBS AG - HSI R Bear CBBC Mar 2010 F	2010/03/29	2010/03/31
67196	UBS AG - HSI R Bear CBBC Mar 2010 G	2010/03/29	2010/03/31
68510	UBS AG - HSI R Bear CBBC Mar 2010 H	2010/03/29	2010/03/31
68527	UBS AG - HSI R Bear CBBC Mar 2010 I	2010/03/29	2010/03/31
67195	UBS AG - HSI R Bear CBBC Mar 2010 J	2010/03/29	2010/03/31
68553	UBS AG - HSI R Bear CBBC Mar 2010 N	2010/03/29	2010/03/31
67820	UBS AG - HSI R Bear CBBC Mar 2010 R	2010/03/29	2010/03/31
68625	UBS AG - HSI R Bear CBBC Mar 2010 S	2010/03/29	2010/03/31
66176	UBS AG - HSI R Bear CBBC Mar 2010 T	2010/03/29	2010/03/31
68528	UBS AG - HSI R Bear CBBC Mar 2010 X	2010/03/29	2010/03/31
64558	UBS AG - HSI R Bear CBBC Mar 2010 Z	2010/03/29	2010/03/31
61255	UBS AG - HSI R Bear CBBC Sep 2010 F	2010/03/29	2010/03/30
61262	CC Rabobank B.A. - HSI R Bear CBBC Sep 2010 E	2010/03/30	2010/03/31
60348	Credit Suisse AG - A50 China R Bear CBBC May 2010 F	2010/03/30	2010/03/31
61204	Deutsche Bank AG - HSI R Bear CBBC Aug 2010 K	2010/03/30	2010/03/31
61264	Deutsche Bank AG - HSI R Bear CBBC Aug 2010 U	2010/03/30	2010/03/31
60342	KBC Fin Products Int'l Ltd. - A50 China R Bear CBBC May 10D	2010/03/30	2010/03/31
61198	KBC Fin Products Int'l Ltd. - HSI R Bear CBBC Jul 2010 N	2010/03/30	2010/03/31
60208	RB of Scotland N.V. - HSCEI R Bear CBBC May 2010 I	2010/03/30	2010/03/31
69089	RB of Scotland N.V. - Nikkei 225 R Bear CBBC Jun 2010 D	2010/03/30	2010/03/31
61253	SGA Societe Generale Acceptance N.V. - HSI R Bear CBBC Jun10N	2010/03/30	2010/03/31
69069	SGA Societe Generale Acceptance N.V.-CLife R Bear CBBC Mar10G	2010/03/30	2010/04/01
60155	UBS AG - A50 China R Bear CBBC May 2010 H	2010/03/30	2010/03/31
60484	UBS AG - BankComm R Bear CBBC Jun 2010 F	2010/03/30	2010/03/31
69422	UBS AG - China Tel R Bear CBBC Jun 2010 B	2010/03/30	2010/03/31
61265	UBS AG - HSI R Bear CBBC Aug 2010 F	2010/03/30	2010/03/31
61228	UBS AG - HSI R Bear CBBC Sep 2010 Z	2010/03/30	2010/03/31
61273	Deutsche Bank AG - HSI R Bear CBBC Jul 2010 N	2010/03/31	2010/04/01
69328	KBC Fin Products Int'l Ltd. - A50 China R Bear CBBC Apr 10B	2010/03/31	2010/04/07
68661	KBC Fin Products Int'l Ltd. - Ch Life R Bear CBBC Apr 2010 B	2010/03/31	2010/04/07
68867	KBC Fin Products Int'l Ltd. - Ch Mobile R Bull CBBC Apr 10C	2010/03/31	2010/04/07
68031	KBC Fin Products Int'l Ltd. - HSBC R Bear CBBC Apr 2010 A	2010/03/31	2010/04/07
68032	KBC Fin Products Int'l Ltd. - SHK Ppt R Bear CBBC Apr 2010 A	2010/03/31	2010/04/07
67782	KBC Fin Products Int'l Ltd. -Angang Steel R Bull CBBC Apr10A	2010/03/31	2010/04/07
60327	RB of Scotland N.V. - BOCL R Bear CBBC May 2010 B	2010/03/31	2010/04/01
61267	SGA Societe Generale Acceptance N.V. - HSI R Bear CBBC Jul10G	2010/03/31	2010/04/01
61268	SGA Societe Generale Acceptance N.V. - HSI R Bear CBBC Jul10P	2010/03/31	2010/04/01
60389	SGA Societe Generale Acceptance NV -HSCEI R Bear CBBC Jul10B	2010/03/31	2010/04/01
60240	UBS AG - HSCEI R Bear CBBC Jun 2010 G	2010/03/31	2010/04/01
61272	UBS AG - HSI R Bear CBBC Jul 2010 E	2010/03/31	2010/04/01
69897	BNP Paribas Arbit Issu B.V. - HSI R Bear CBBC May 2010 B	2010/04/01	2010/04/07



## List of expired CBBC, 2010 (continued)

Code	CBBC	Last trading date	Delisted date
60183	BOCI Asia Ltd. - HSI R Bear CBBC May 2010 B	2010/04/01	2010/04/07
69892	Credit Suisse AG - HSI R Bear CBBC May 2010 N	2010/04/01	2010/04/07
61280	Credit Suisse AG - HSI R Bear CBBC Sep 2010 D	2010/04/01	2010/04/07
61285	Deutsche Bank AG - China Life R Bear CBBC Aug 2010 E	2010/04/01	2010/04/07
69805	Deutsche Bank AG - China Life R Bear CBBC Jun 2010 E	2010/04/01	2010/04/07
69906	Deutsche Bank AG - HSI R Bear CBBC Jun 2010 Z	2010/04/01	2010/04/07
61282	Deutsche Bank AG - HSI R Bear CBBC Sep 2010 R	2010/04/01	2010/04/07
60566	Deutsche Bank AG - Sinopec Corp R Bear CBBC Jul 2010 B	2010/04/01	2010/04/07
60915	HK Bank - CC Bank R Bear CBBC Jul 2010 C	2010/04/01	2010/04/07
60282	HK Bank - HSI R Bear CBBC May 2010 O	2010/04/01	2010/04/07
61286	RB of Scotland N.V. - HSI R Bear CBBC Jul 2010 D	2010/04/01	2010/04/07
61287	RB of Scotland N.V. - HSI R Bear CBBC Jul 2010 E	2010/04/01	2010/04/07
60550	RB of Scotland N.V. - Sinopec Corp R Bear CBBC May 2010 D	2010/04/01	2010/04/07
60380	SGA Societe Generale Acceptance N.V. -A50 R Bear CBBC Jul10C	2010/04/01	2010/04/07
69938	SGA Societe Generale Acceptance N.V. -HSI R Bear CBBC Jun10I	2010/04/01	2010/04/07
60405	SGA Societe Generale Acceptance N.V.-CP&CC R Bear CBBC Jul10C	2010/04/01	2010/04/07
69838	UBS AG - China Life R Bear CBBC May 2010 U	2010/04/01	2010/04/07
69347	UBS AG - CM Bank R Bear CBBC Jun 2010 B	2010/04/01	2010/04/07
69992	UBS AG - COVS R Bear CBBC Jun 2010 D	2010/04/01	2010/04/07
69895	UBS AG - HSI R Bear CBBC Apr 2010 B	2010/04/01	2010/04/07
69916	UBS AG - HSI R Bear CBBC Aug 2010 J	2010/04/01	2010/04/07
61186	UBS AG - HSI R Bear CBBC Jul 2010 G	2010/04/01	2010/04/07
61283	UBS AG - HSI R Bear CBBC Jul 2010 R	2010/04/01	2010/04/07
61284	UBS AG - HSI R Bear CBBC Sep 2010 I	2010/04/01	2010/04/07
60881	Barclays Bank plc - HSI R Bear CBBC Jun 2010 A	2010/04/07	2010/04/08
60882	Barclays Bank plc - HSI R Bear CBBC Jun 2010 B	2010/04/07	2010/04/08
61177	Barclays Bank plc - HSI R Bear CBBC Sep 2010 F	2010/04/07	2010/04/08
61028	BNP Paribas Arbit Issu B.V. - HSI R Bear CBBC Aug 2010 K	2010/04/07	2010/04/08
69898	BNP Paribas Arbit Issu B.V. - HSI R Bear CBBC Jun 2010 D	2010/04/07	2010/04/08
60182	BNP Paribas Arbit Issu B.V. - HSI R Bear CBBC May 2010 K	2010/04/07	2010/04/08
69868	BNP Paribas Arbit Issu B.V. - HSI R Bear CBBC May 2010 Y	2010/04/07	2010/04/08
69958	CC Rabobank B.A. - HSI R Bear CBBC Jun 2010 B	2010/04/07	2010/04/08
69896	CC Rabobank B.A. - HSI R Bear CBBC Jun 2010 G	2010/04/07	2010/04/08
69809	CC Rabobank B.A. - HSI R Bear CBBC Jun 2010 H	2010/04/07	2010/04/08
69957	CC Rabobank B.A. - HSI R Bear CBBC Jun 2010 T	2010/04/07	2010/04/08
60088	Credit Suisse AG - HSI R Bear CBBC Jul 2010 H	2010/04/07	2010/04/08
69893	Credit Suisse AG - HSI R Bear CBBC Jun 2010 V	2010/04/07	2010/04/08
69950	Credit Suisse AG - HSI R Bear CBBC Jun 2010 X	2010/04/07	2010/04/08
69854	Credit Suisse AG - HSI R Bear CBBC May 2010 O	2010/04/07	2010/04/08
69798	Credit Suisse AG - HSI R Bear CBBC May 2010 S	2010/04/07	2010/04/08
69904	Deutsche Bank AG - CC Bank R Bear CBBC Jul 2010 B	2010/04/07	2010/04/08
67871	Deutsche Bank AG - CNOOC R Bear CBBC Apr 2010 E	2010/04/07	2010/04/08
61049	Deutsche Bank AG - CNOOC R Bear CBBC Jul 2010 D	2010/04/07	2010/04/08
69800	Deutsche Bank AG - HSI R Bear CBBC Apr 2010 V	2010/04/07	2010/04/08
60011	Deutsche Bank AG - HSI R Bear CBBC Aug 2010 A	2010/04/07	2010/04/08
61292	Deutsche Bank AG - HSI R Bear CBBC Aug 2010 X	2010/04/07	2010/04/08
61121	Deutsche Bank AG - HSI R Bear CBBC Jul 2010 A	2010/04/07	2010/04/08
69911	Deutsche Bank AG - HSI R Bear CBBC Jul 2010 D	2010/04/07	2010/04/08
69771	Deutsche Bank AG - HSI R Bear CBBC May 2010 J	2010/04/07	2010/04/08
69852	Deutsche Bank AG - HSI R Bear CBBC May 2010 X	2010/04/07	2010/04/08
69963	Deutsche Bank AG - ICBC R Bear CBBC Jul 2010 A	2010/04/07	2010/04/08
69862	Goldman Sachs SP (Asia) - HSI R Bear CBBC Jun 2010 D	2010/04/07	2010/04/08
69903	Goldman Sachs SP (Asia) - HSI R Bear CBBC May 2010 T	2010/04/07	2010/04/08
60516	HK Bank - A50 R Bear CBBC Jun 2010 F	2010/04/07	2010/04/08
69984	HK Bank - HSI R Bear CBBC Jul 2010 J	2010/04/07	2010/04/08
68635	KBC Fin Products Int'l Ltd. - Ch Mobile R Bull CBBC Apr 10 B	2010/04/07	2010/04/09
69794	KBC Fin Products Int'l Ltd. - HSI R Bear CBBC Apr 2010 I	2010/04/07	2010/04/08
60974	KBC Fin Products Int'l Ltd. - HSI R Bear CBBC Jul 2010 F	2010/04/07	2010/04/08
60973	KBC Fin Products Int'l Ltd. - HSI R Bear CBBC Jun 2010 U	2010/04/07	2010/04/08
60263	KBC Fin Products Int'l Ltd. - HSI R Bear CBBC May 2010 Q	2010/04/07	2010/04/08
60875	Merrill Lynch Int'l & Co. C.V. - HSI R Bear CBBC Sep 2010 L	2010/04/07	2010/04/08
60876	Merrill Lynch Int'l & Co. C.V. - HSI R Bear CBBC Sep 2010 M	2010/04/07	2010/04/08
61193	RB of Scotland N.V. - BYD Company R Bear CBBC Jul 2010 G	2010/04/07	2010/04/08
60209	RB of Scotland N.V. - Ch Life R Bear CBBC May 2010 J	2010/04/07	2010/04/08
60297	RB of Scotland N.V. - CITIC Bank R Bear CBBC Jun 2010 B	2010/04/07	2010/04/08
60983	RB of Scotland N.V. - COVS R Bear CBBC Jun 2010 B	2010/04/07	2010/04/08
60115	RB of Scotland N.V. - HSCEI R Bear CBBC May 2010 H	2010/04/07	2010/04/08
60112	RB of Scotland N.V. - HSI R Bear CBBC May 2010 H	2010/04/07	2010/04/08
60113	RB of Scotland N.V. - HSI R Bear CBBC May 2010 I	2010/04/07	2010/04/08
60982	RB of Scotland N.V. - ICBC R Bear CBBC Jun 2010 C	2010/04/07	2010/04/08
60300	RB of Scotland N.V. - Jiangxi Copper R Bear CBBC May 2010 C	2010/04/07	2010/04/08
61290	SGA Societe Generale Acceptance N.V. -HSI R Bear CBBC Jul10J	2010/04/07	2010/04/08
61289	SGA Societe Generale Acceptance N.V. -HSI R Bear CBBC Jul10O	2010/04/07	2010/04/08
69884	SGA Societe Generale Acceptance N.V. -HSI R Bear CBBC Jun10K	2010/04/07	2010/04/08
69850	SGA Societe Generale Acceptance N.V. -HSI R Bear CBBC Jun10O	2010/04/07	2010/04/08
69777	SGA Societe Generale Acceptance N.V. -HSI R Bear CBBC Jun10Q	2010/04/07	2010/04/08
69848	SGA Societe Generale Acceptance N.V. -HSI R Bear CBBC Jun10S	2010/04/07	2010/04/08
60390	SGA Societe Generale Acceptance NV -HSCEI R Bear CBBC Jul10C	2010/04/07	2010/04/08
69418	UBS AG - BankComm R Bear CBBC Jun 2010 B	2010/04/07	2010/04/08
61142	UBS AG - BYD Company R Bear CBBC Aug 2010 B	2010/04/07	2010/04/08
60530	UBS AG - CC Bank R Bear CBBC Jul 2010 C	2010/04/07	2010/04/08
69705	UBS AG - CNOOC R Bear CBBC Jun 2010 C	2010/04/07	2010/04/08
60393	UBS AG - CNOOC R Bear CBBC Jun 2010 G	2010/04/07	2010/04/08
61281	UBS AG - HKEx R Bear CBBC Jul 2010 A	2010/04/07	2010/04/08
69790	UBS AG - HSCEI R Bear CBBC Jun 2010 B	2010/04/07	2010/04/08
69998	UBS AG - HSCEI R Bear CBBC May 2010 I	2010/04/07	2010/04/08
69858	UBS AG - HSI R Bear CBBC Apr 2010 F	2010/04/07	2010/04/08

## List of expired CBBC, 2010 (continued)

Code	CBBC	Last trading date	Delisted date
69890	UBS AG - HSI R Bear CBBC Apr 2010 H	2010/04/07	2010/04/08
69891	UBS AG - HSI R Bear CBBC Aug 2010 I	2010/04/07	2010/04/08
61035	UBS AG - HSI R Bear CBBC Aug 2010 W	2010/04/07	2010/04/08
69819	UBS AG - HSI R Bear CBBC Jul 2010 S	2010/04/07	2010/04/08
69792	UBS AG - HSI R Bear CBBC Jun 2010 W	2010/04/07	2010/04/08
61297	UBS AG - HSI R Bear CBBC Sep 2010 J	2010/04/07	2010/04/08
61136	UBS AG - HSI R Bear CBBC Sep 2010 Y	2010/04/07	2010/04/08
60307	UBS AG - Ping An R Bear CBBC Jun 2010 G	2010/04/07	2010/04/08
60675	Credit Suisse AG - HKEx R Bear CBBC Jun 2010 G	2010/04/08	2010/04/09
61305	Deutsche Bank AG - HSI R Bear CBBC Sep 2010 S	2010/04/08	2010/04/09
60698	KBC Fin Products Int'l Ltd. - HKEx R Bear CBBC Jun 2010 C	2010/04/08	2010/04/09
69484	RB of Scotland N.V. - Nikkei 225 R Bear CBBC Apr 2010 B	2010/04/08	2010/04/12
69485	RB of Scotland N.V. - Nikkei 225 R Bear CBBC Apr 2010 C	2010/04/08	2010/04/12
60104	UBS AG - HKEx R Bear CBBC May 2010 X	2010/04/08	2010/04/09
69979	Barclays Bank plc - HSI R Bear CBBC Jul 2010 D	2010/04/09	2010/04/12
60883	Barclays Bank plc - HSI R Bear CBBC Jun 2010 C	2010/04/09	2010/04/12
61180	Barclays Bank plc - HSI R Bear CBBC Jun 2010 G	2010/04/09	2010/04/12
61181	Barclays Bank plc - HSI R Bear CBBC Jun 2010 H	2010/04/09	2010/04/12
69785	BNP Paribas Arbit Issu B.V. - HSI R Bear CBBC Apr 2010 F	2010/04/09	2010/04/12
69784	BNP Paribas Arbit Issu B.V. - HSI R Bear CBBC Apr 2010 Q	2010/04/09	2010/04/12
61124	BOCI Asia Ltd. - HSI R Bear CBBC Jun 2010 C	2010/04/09	2010/04/12
69810	CC Rabobank B.A. - HSI R Bear CBBC Jun 2010 I	2010/04/09	2010/04/12
69774	CC Rabobank B.A. - HSI R Bear CBBC Jun 2010 X	2010/04/09	2010/04/12
61039	Credit Suisse AG - China Mobile R Bear CBBC Aug 2010 A	2010/04/09	2010/04/12
69799	Credit Suisse AG - HSI R Bear CBBC Jun 2010 T	2010/04/09	2010/04/12
69855	Credit Suisse AG - HSI R Bear CBBC Jun 2010 U	2010/04/09	2010/04/12
69894	Credit Suisse AG - HSI R Bear CBBC Jun 2010 Y	2010/04/09	2010/04/12
69816	Credit Suisse AG - HSI R Bear CBBC May 2010 W	2010/04/09	2010/04/12
68582	Deutsche Bank AG - A50 China R Bear CBBC Apr 2010 A	2010/04/09	2010/04/13
68009	Deutsche Bank AG - China Life R Bear CBBC Apr 2010 D	2010/04/09	2010/04/13
60165	Deutsche Bank AG - HKEx R Bear CBBC Jul 2010 D	2010/04/09	2010/04/12
68490	Deutsche Bank AG - HSBC R Bear CBBC Apr 2010 A	2010/04/09	2010/04/13
61324	Deutsche Bank AG - HSI R Bear CBBC Aug 2010 Z	2010/04/09	2010/04/12
69772	Deutsche Bank AG - HSI R Bear CBBC May 2010 K	2010/04/09	2010/04/12
69824	Deutsche Bank AG - HSI R Bear CBBC May 2010 L	2010/04/09	2010/04/12
61077	Deutsche Bank AG - HSI R Bear CBBC Sep 2010 H	2010/04/09	2010/04/12
68581	Deutsche Bank AG - ICBC R Bear CBBC Apr 2010 C	2010/04/09	2010/04/13
69796	Goldman Sachs SP (Asia) - HSI R Bear CBBC Jun 2010 B	2010/04/09	2010/04/12
69797	Goldman Sachs SP (Asia) - HSI R Bear CBBC Jun 2010 C	2010/04/09	2010/04/12
60604	HK Bank - CC Bank R Bear CBBC Jun 2010 B	2010/04/09	2010/04/12
61271	HK Bank - China Shenhua R Bear CBBC Jul 2010 A	2010/04/09	2010/04/12
60332	KBC Fin Products Int'l Ltd. - Ch Mobile R Bear CBBC Jun 10C	2010/04/09	2010/04/12
69795	KBC Fin Products Int'l Ltd. - HSI R Bear CBBC Apr 2010 J	2010/04/09	2010/04/12
60971	KBC Fin Products Int'l Ltd. - HSI R Bear CBBC Aug 2010 G	2010/04/09	2010/04/12
60052	KBC Fin Products Int'l Ltd. - HSI R Bear CBBC May 2010 I	2010/04/09	2010/04/12
60036	Macquarie Bank Ltd. - HSI R Bear CBBC Apr 2010 D	2010/04/09	2010/04/12
60877	Merrill Lynch Int'l & Co. C.V. - HSI R Bear CBBC Sep 2010 N	2010/04/09	2010/04/12
69278	RB of Scotland N.V. - CC Bank R Bear CBBC May 2010 B	2010/04/09	2010/04/12
61171	RB of Scotland N.V. - HKEx R Bear CBBC Jul 2010 A	2010/04/09	2010/04/12
69899	RB of Scotland N.V. - HSI R Bear CBBC May 2010 D	2010/04/09	2010/04/12
60114	RB of Scotland N.V. - HSI R Bear CBBC May 2010 J	2010/04/09	2010/04/12
61170	RB of Scotland N.V. - HSI R Bear CBBC Oct 2010 B	2010/04/09	2010/04/12
69779	SGA Societe Generale Acceptance N.V. - HSI R Bear CBBC Jun10A	2010/04/09	2010/04/12
69778	SGA Societe Generale Acceptance N.V. - HSI R Bear CBBC Jun10C	2010/04/09	2010/04/12
69780	SGA Societe Generale Acceptance N.V. - HSI R Bear CBBC Jun10U	2010/04/09	2010/04/12
60408	SGA Societe Generale Acceptance N.V. - HKEx R Bear CBBC Jul10C	2010/04/09	2010/04/12
68040	SGA Societe Generale Acceptance N.V. - CNOOC R Bear CBBC Apr10B	2010/04/09	2010/04/12
68891	UBS AG - A50 China R Bear CBBC Apr 2010 B	2010/04/09	2010/04/13
69520	UBS AG - A50 China R Bear CBBC Apr 2010 I	2010/04/09	2010/04/13
68885	UBS AG - A50 China R Bull CBBC Apr 2010 A	2010/04/09	2010/04/13
69991	UBS AG - BOCL R Bear CBBC Jul 2010 C	2010/04/09	2010/04/12
69240	UBS AG - CC Bank R Bear CBBC May 2010 A	2010/04/09	2010/04/12
68886	UBS AG - China Mobile R Bear CBBC Apr 2010 A	2010/04/09	2010/04/13
69817	UBS AG - China Mobile R Bear CBBC May 2010 I	2010/04/09	2010/04/12
69531	UBS AG - China Mobile R Bull CBBC Apr 2010 I	2010/04/09	2010/04/13
65948	UBS AG - HSBC R Bear CBBC Apr 2010 C	2010/04/09	2010/04/13
67985	UBS AG - HSBC R Bear CBBC Apr 2010 D	2010/04/09	2010/04/13
65941	UBS AG - HSBC R Bull CBBC Apr 2010 B	2010/04/09	2010/04/13
69791	UBS AG - HSI R Bear CBBC Apr 2010 N	2010/04/09	2010/04/12
69837	UBS AG - HSI R Bear CBBC Apr 2010 R	2010/04/09	2010/04/12
69860	UBS AG - HSI R Bear CBBC Aug 2010 E	2010/04/09	2010/04/12
69859	UBS AG - HSI R Bear CBBC Jun 2010 Y	2010/04/09	2010/04/12
61309	UBS AG - HSI R Bear CBBC Nov 2010 G	2010/04/09	2010/04/12
61036	UBS AG - HSI R Bear CBBC Sep 2010 T	2010/04/09	2010/04/12
61068	UBS AG - HSI R Bear CBBC Sep 2010 V	2010/04/09	2010/04/12
67915	UBS AG - SHK Ppt R Bear CBBC Apr 2010 A	2010/04/09	2010/04/13
68887	UBS AG - Sinopec Corp R Bear CBBC Apr 2010 B	2010/04/09	2010/04/13
68888	UBS AG - Sinopec Corp R Bear CBBC Apr 2010 C	2010/04/09	2010/04/13
61082	Barclays Bank plc - HSI R Bear CBBC Jun 2010 F	2010/04/12	2010/04/13
61156	BNP Paribas Arbit Issu B.V. - HSI R Bear CBBC Sep 2010 C	2010/04/12	2010/04/13
69775	CC Rabobank B.A. - HSI R Bear CBBC Jun 2010 W	2010/04/12	2010/04/13
61315	Credit Suisse AG - HSI R Bear CBBC Aug 2010 R	2010/04/12	2010/04/13
69605	Credit Suisse AG - HSI R Bear CBBC May 2010 V	2010/04/12	2010/04/13
60744	Credit Suisse AG - HSI R Bear CBBC Nov 2010 B	2010/04/12	2010/04/13
61266	Deutsche Bank AG - CNOOC R Bear CBBC Aug 2010 A	2010/04/12	2010/04/13
69600	Deutsche Bank AG - HSI R Bear CBBC Apr 2010 F	2010/04/12	2010/04/13
61084	Deutsche Bank AG - HSI R Bear CBBC Jul 2010 C	2010/04/12	2010/04/13

## List of expired CBBC, 2010 (continued)

Code	CBBC	Last trading date	Delisted date
69875	HK Bank - HSI R Bear CBBC Aug 2010 B	2010/04/12	2010/04/13
60975	KBC Fin Products Int'l Ltd. - HSI R Bear CBBC Jul 2010 G	2010/04/12	2010/04/13
69691	RB of Scotland N.V. - CNOOC R Bear CBBC Jun 2010 A	2010/04/12	2010/04/13
61334	RB of Scotland N.V. - COVS R Bull CBBC Aug 2010 A	2010/04/12	2010/04/13
69483	RB of Scotland N.V. - DJIA R Bear CBBC Jun 2010 B	2010/04/12	2010/04/13
61328	SGA Societe Generale Acceptance N.V. -HSI R Bear CBBC Jul10I	2010/04/12	2010/04/13
69694	SGA Societe Generale Acceptance N.V. -HSI R Bear CBBC Jun10W	2010/04/12	2010/04/13
69698	UBS AG - HSI R Bear CBBC Aug 2010 B	2010/04/12	2010/04/13
61333	UBS AG - HSI R Bear CBBC Jul 2010 T	2010/04/12	2010/04/13
69604	UBS AG - HSI R Bear CBBC May 2010 A	2010/04/12	2010/04/13
60966	UBS AG - Jiangxi Copper R Bear CBBC Jun 2010 I	2010/04/12	2010/04/13
61241	UBS AG - TCH R Bear CBBC Aug 2010 B	2010/04/12	2010/04/13
61358	Deutsche Bank AG - HSI R Bear CBBC Oct 2010 F	2010/04/13	2010/04/14
61363	Deutsche Bank AG - HSI R Bear CBBC Oct 2010 G	2010/04/14	2010/04/15
61362	Deutsche Bank AG - HSI R Bear CBBC Sep 2010 V	2010/04/14	2010/04/15
68870	KBC Fin Products Int'l Ltd. - Ch Mobile R Bear CBBC Apr 10E	2010/04/14	2010/04/16
68634	KBC Fin Products Int'l Ltd. - Ch Mobile R Bull CBBC Apr 10 A	2010/04/14	2010/04/16
68998	KBC Fin Products Int'l Ltd. - HSBC R Bear CBBC Apr 2010 G	2010/04/14	2010/04/16
60173	KBC Fin Products Int'l Ltd. - SHK Ppt R Bear CBBC May 2010 B	2010/04/14	2010/04/15
61379	RB of Scotland N.V. - BYD Company R Bull CBBC Aug 2010 A	2010/04/14	2010/04/15
61364	UBS AG - BYD Company R Bull CBBC Sep 2010 A	2010/04/14	2010/04/15
61370	UBS AG - HSI R Bear CBBC Aug 2010 R	2010/04/14	2010/04/15
61371	UBS AG - HSI R Bear CBBC Dec 2010 D	2010/04/14	2010/04/15
68091	Deutsche Bank AG - China Mobile R Bear CBBC Apr 2010 B	2010/04/15	2010/04/16
61031	Deutsche Bank AG - China Mobile R Bear CBBC Jul 2010 C	2010/04/15	2010/04/16
61436	Deutsche Bank AG - HSI R Bear CBBC Sep 2010 Z	2010/04/15	2010/04/16
68963	HK Bank - China Mobile R Bear CBBC Jun 2010 B	2010/04/15	2010/04/16
61208	KBC Fin Products Int'l Ltd. - Geely Auto R Bull CBBC Oct10A	2010/04/15	2010/04/16
69450	RB of Scotland N.V. - China Mobile R Bear CBBC Apr 2010 E	2010/04/15	2010/04/16
61319	RB of Scotland N.V. - China Mobile R Bear CBBC Aug 2010 A	2010/04/15	2010/04/16
61064	RB of Scotland N.V. - SHK Ppt R Bear CBBC Jul 2010 B	2010/04/15	2010/04/16
61295	UBS AG - BYD Company R Bull CBBC Aug 2010 E	2010/04/15	2010/04/16
69243	UBS AG - China Mobile R Bear CBBC May 2010 C	2010/04/15	2010/04/16
61348	UBS AG - China Mobile R Bear CBBC Sep 2010 A	2010/04/15	2010/04/16
60998	UBS AG - HSBC R Bear CBBC Jun 2010 P	2010/04/15	2010/04/16
61438	UBS AG - HSI R Bear CBBC Jul 2010 E	2010/04/15	2010/04/16
61429	CC Rabobank B.A. - HSI R Bull CBBC Sep 2010 K	2010/04/16	2010/04/19
61472	CC Rabobank B.A. - HSI R Bull CBBC Sep 2010 L	2010/04/16	2010/04/19
61473	CC Rabobank B.A. - HSI R Bull CBBC Sep 2010 M	2010/04/16	2010/04/19
61458	Credit Suisse AG - A50 China R Bull CBBC Sep 2010 B	2010/04/16	2010/04/19
61395	Credit Suisse AG - HSI R Bull CBBC Sep 2010 E	2010/04/16	2010/04/19
61459	Credit Suisse AG - HSI R Bull CBBC Sep 2010 G	2010/04/16	2010/04/19
68630	Deutsche Bank AG - A50 China R Bear CBBC Apr 2010 B	2010/04/16	2010/04/20
68536	Deutsche Bank AG - CC Bank R Bear CBBC Apr 2010 C	2010/04/16	2010/04/20
68016	Deutsche Bank AG - China Life R Bear CBBC Apr 2010 F	2010/04/16	2010/04/20
67359	Deutsche Bank AG - China Mobile R Bull CBBC Apr 2010 A	2010/04/16	2010/04/20
68354	Deutsche Bank AG - CNOOC R Bear CBBC Apr 2010 G	2010/04/16	2010/04/20
67690	Deutsche Bank AG - CNOOC R Bull CBBC Apr 2010 C	2010/04/16	2010/04/20
61405	Deutsche Bank AG - HSI R Bull CBBC Oct 2010 H	2010/04/16	2010/04/19
61404	Deutsche Bank AG - HSI R Bull CBBC Sep 2010 X	2010/04/16	2010/04/19
67691	Deutsche Bank AG - ICBC R Bear CBBC Apr 2010 B	2010/04/16	2010/04/20
67614	Deutsche Bank AG - Petrochina R Bull CBBC Apr 2010 B	2010/04/16	2010/04/20
67473	Deutsche Bank AG - Sinopec Corp R Bear CBBC Apr 2010 A	2010/04/16	2010/04/20
68962	HK Bank - China Life R Bear CBBC Apr 2010 B	2010/04/16	2010/04/20
61420	KBC Fin Products Int'l Ltd. - HSI R Bull CBBC Aug 2010 W	2010/04/16	2010/04/19
61470	KBC Fin Products Int'l Ltd. - HSI R Bull CBBC Aug 2010 Y	2010/04/16	2010/04/19
61471	KBC Fin Products Int'l Ltd. - HSI R Bull CBBC Sep 2010 H	2010/04/16	2010/04/19
61444	SGA Societe Generale Acceptance N.V. -HSI R Bear CBBC Jul10H	2010/04/16	2010/04/19
61378	SGA Societe Generale Acceptance N.V. -HSI R Bull CBBC Sep10T	2010/04/16	2010/04/19
61451	SGA Societe Generale Acceptance N.V. -HSI R Bull CBBC Sep10X	2010/04/16	2010/04/19
61452	SGA Societe Generale Acceptance N.V. -HSI R Bull CBBC Sep10Y	2010/04/16	2010/04/19
61453	SGA Societe Generale Acceptance N.V. -HSI R Bull CBBC Sep10Z	2010/04/16	2010/04/19
61302	UBS AG - A50 China R Bull CBBC Jul 2010 F	2010/04/16	2010/04/19
61449	UBS AG - HKEx R Bull CBBC Sep 2010 C	2010/04/16	2010/04/19
61450	UBS AG - HSI R Bear CBBC Oct 2010 S	2010/04/16	2010/04/19
61414	UBS AG - HSI R Bull CBBC Aug 2010 F	2010/04/16	2010/04/19
61474	UBS AG - HSI R Bull CBBC Jul 2010 R	2010/04/16	2010/04/19
61437	UBS AG - HSI R Bull CBBC Sep 2010 P	2010/04/16	2010/04/19
61476	UBS AG - HSI R Bull CBBC Sep 2010 U	2010/04/16	2010/04/19
69124	UBS AG - TCH R Bear CBBC Apr 2010 C	2010/04/16	2010/04/20
69134	UBS AG - TCH R Bear CBBC Apr 2010 F	2010/04/16	2010/04/20
61478	BNP Paribas Arbit Issu B.V. - HSI R Bull CBBC Nov 2010 B	2010/04/19	2010/04/20
61477	BNP Paribas Arbit Issu B.V. - HSI R Bull CBBC Oct 2010 B	2010/04/19	2010/04/20
61480	BOCI Asia Ltd. - HSI R Bull CBBC Aug 2010 C	2010/04/19	2010/04/20
61353	CC Rabobank B.A. - HSI R Bull CBBC Sep 2010 I	2010/04/19	2010/04/20
61428	CC Rabobank B.A. - HSI R Bull CBBC Sep 2010 J	2010/04/19	2010/04/20
61311	Credit Suisse AG - A50 China R Bull CBBC Aug 2010 B	2010/04/19	2010/04/20
61313	Credit Suisse AG - HSI R Bull CBBC Aug 2010 Q	2010/04/19	2010/04/20
61342	Credit Suisse AG - HSI R Bull CBBC Aug 2010 S	2010/04/19	2010/04/20
61460	Credit Suisse AG - HSI R Bull CBBC Nov 2010 E	2010/04/19	2010/04/20
61501	Credit Suisse AG - HSI R Bull CBBC Sep 2010 I	2010/04/19	2010/04/20
69133	Credit Suisse AG - TCH R Bear CBBC Apr 2010 D	2010/04/19	2010/04/21
61354	Deutsche Bank AG - HSI R Bull CBBC Oct 2010 E	2010/04/19	2010/04/20
61323	Deutsche Bank AG - HSI R Bull CBBC Sep 2010 T	2010/04/19	2010/04/20
61403	Deutsche Bank AG - HSI R Bull CBBC Sep 2010 W	2010/04/19	2010/04/20
61432	Deutsche Bank AG - HSI R Bull CBBC Sep 2010 Y	2010/04/19	2010/04/20
61374	HK Bank - HSI R Bull CBBC Sep 2010 E	2010/04/19	2010/04/20

## List of expired CBBC, 2010 (continued)

Code	CBBC	Last trading date	Delisted date
61213	KBC Fin Products Int'l Ltd. - A50 China R Bull CBBC Aug 10A	2010/04/19	2010/04/20
61498	KBC Fin Products Int'l Ltd. - A50 China R Bull CBBC Aug 10B	2010/04/19	2010/04/20
61418	KBC Fin Products Int'l Ltd. - HSI R Bull CBBC Aug 2010 U	2010/04/19	2010/04/20
61419	KBC Fin Products Int'l Ltd. - HSI R Bull CBBC Aug 2010 V	2010/04/19	2010/04/20
61340	KBC Fin Products Int'l Ltd. - HSI R Bull CBBC Jul 2010 U	2010/04/19	2010/04/20
61422	KBC Fin Products Int'l Ltd. - HSI R Bull CBBC Sep 2010 D	2010/04/19	2010/04/20
61318	RB of Scotland N.V. - A50 China R Bull CBBC Aug 2010 A	2010/04/19	2010/04/20
61483	RB of Scotland N.V. - COVS R Bull CBBC Aug 2010 C	2010/04/19	2010/04/20
60979	RB of Scotland N.V. - COVS R Bull CBBC Jun 2010 A	2010/04/19	2010/04/20
61385	RB of Scotland N.V. - HSCEI R Bull CBBC Aug 2010 B	2010/04/19	2010/04/20
61485	RB of Scotland N.V. - HSI R Bull CBBC Sep 2010 A	2010/04/19	2010/04/20
61486	RB of Scotland N.V. - HSI R Bull CBBC Sep 2010 B	2010/04/19	2010/04/20
61487	RB of Scotland N.V. - HSI R Bull CBBC Sep 2010 C	2010/04/19	2010/04/20
61327	SGA Societe Generale Acceptance N.V. -HSI R Bull CBBC Sep10Q	2010/04/19	2010/04/20
61355	SGA Societe Generale Acceptance N.V. -HSI R Bull CBBC Sep10P	2010/04/19	2010/04/20
61356	SGA Societe Generale Acceptance N.V. -HSI R Bull CBBC Sep10Q	2010/04/19	2010/04/20
61376	SGA Societe Generale Acceptance N.V. -HSI R Bull CBBC Sep10R	2010/04/19	2010/04/20
61377	SGA Societe Generale Acceptance N.V. -HSI R Bull CBBC Sep10S	2010/04/19	2010/04/20
61462	UBS AG - CC Bank R Bull CBBC Sep 2010 A	2010/04/19	2010/04/20
61345	UBS AG - China Life R Bull CBBC Aug 2010 A	2010/04/19	2010/04/20
60995	UBS AG - COVS R Bull CBBC Jun 2010 E	2010/04/19	2010/04/20
61440	UBS AG - HKEx R Bull CBBC Sep 2010 B	2010/04/19	2010/04/20
61412	UBS AG - HSCEI R Bull CBBC Oct 2010 A	2010/04/19	2010/04/20
61411	UBS AG - HSCEI R Bull CBBC Sep 2010 B	2010/04/19	2010/04/20
61413	UBS AG - HSI R Bull CBBC Aug 2010 Q	2010/04/19	2010/04/20
61490	UBS AG - HSI R Bull CBBC Aug 2010 W	2010/04/19	2010/04/20
61415	UBS AG - HSI R Bull CBBC Dec 2010 E	2010/04/19	2010/04/20
61475	UBS AG - HSI R Bull CBBC Jul 2010 G	2010/04/19	2010/04/20
61434	UBS AG - HSI R Bull CBBC Jul 2010 L	2010/04/19	2010/04/20
61329	UBS AG - HSI R Bull CBBC Jul 2010 N	2010/04/19	2010/04/20
61351	UBS AG - HSI R Bull CBBC Nov 2010 H	2010/04/19	2010/04/20
61492	UBS AG - HSI R Bull CBBC Nov 2010 J	2010/04/19	2010/04/20
61491	UBS AG - HSI R Bull CBBC Sep 2010 X	2010/04/19	2010/04/20
61495	UBS AG - TCH R Bull CBBC Sep 2010 B	2010/04/19	2010/04/20
68961	HK Bank - CC Bank R Bear CBBC Apr 2010 B	2010/04/20	2010/04/22
69438	RB of Scotland N.V. - A50 China R Bear CBBC Apr 2010 C	2010/04/20	2010/04/22
69439	RB of Scotland N.V. - A50 China R Bear CBBC Apr 2010 D	2010/04/20	2010/04/22
69433	RB of Scotland N.V. - A50 China R Bull CBBC Apr 2010 A	2010/04/20	2010/04/22
69446	RB of Scotland N.V. - CC Bank R Bear CBBC Apr 2010 A	2010/04/20	2010/04/22
69451	RB of Scotland N.V. - China Mobile R Bear CBBC Apr 2010 F	2010/04/20	2010/04/22
69452	RB of Scotland N.V. - China Mobile R Bear CBBC Apr 2010 G	2010/04/20	2010/04/22
69443	RB of Scotland N.V. - China Mobile R Bull CBBC Apr 2010 A	2010/04/20	2010/04/22
69444	RB of Scotland N.V. - China Mobile R Bull CBBC Apr 2010 B	2010/04/20	2010/04/22
69445	RB of Scotland N.V. - China Mobile R Bull CBBC Apr 2010 C	2010/04/20	2010/04/22
60963	UBS AG - A50 China R Bull CBBC Jun 2010 F	2010/04/20	2010/04/21
61540	CC Rabobank B.A. - A50 China R Bull CBBC Sep 2010 D	2010/04/21	2010/04/22
61520	HK Bank - HSI R Bull CBBC Oct 2010 B	2010/04/21	2010/04/22
68389	KBC Fin Products Int'l Ltd. - HSBC R Bear CBBC Apr 2010 E	2010/04/21	2010/04/23
61521	UBS AG - HSI R Bull CBBC Aug 2010 I	2010/04/21	2010/04/22
61546	Credit Suisse AG - HSI R Bull CBBC Aug 2010 T	2010/04/22	2010/04/23
61322	Deutsche Bank AG - China Life R Bull CBBC Aug 2010 F	2010/04/22	2010/04/23
61523	KBC Fin Products Int'l Ltd. - China Life R Bull CBBC Aug 10B	2010/04/22	2010/04/23
61527	KBC Fin Products Int'l Ltd. - SHK Ppt R Bull CBBC Sep 2010 A	2010/04/22	2010/04/23
61380	RB of Scotland N.V. - Ch Life R Bull CBBC Aug 2010 A	2010/04/22	2010/04/23
61539	CC Rabobank B.A. - A50 China R Bull CBBC Sep 2010 C	2010/04/23	2010/04/26
67887	Credit Suisse - A50 China R Bear CBBC Apr 2010 A	2010/04/23	2010/04/27
67999	Credit Suisse - A50 China R Bear CBBC Apr 2010 B	2010/04/23	2010/04/27
68457	Credit Suisse AG - A50 China R Bear CBBC Apr 2010 C	2010/04/23	2010/04/27
69261	Credit Suisse AG - A50 China R Bear CBBC Apr 2010 H	2010/04/23	2010/04/27
61547	Credit Suisse AG - A50 China R Bull CBBC Jul 2010 B	2010/04/23	2010/04/26
69223	Credit Suisse AG - China Mobile R Bull CBBC Apr 2010 C	2010/04/23	2010/04/27
69523	Credit Suisse AG - China Mobile R Bull CBBC Apr 2010 D	2010/04/23	2010/04/27
68412	Credit Suisse AG - HSBC R Bear CBBC Apr 2010 B	2010/04/23	2010/04/27
68459	Credit Suisse AG - HSBC R Bear CBBC Apr 2010 D	2010/04/23	2010/04/27
68829	Credit Suisse AG - HSBC R Bear CBBC Apr 2010 F	2010/04/23	2010/04/27
69026	Credit Suisse AG - HSBC R Bear CBBC Apr 2010 H	2010/04/23	2010/04/27
68760	Deutsche Bank AG - China Mobile R Bull CBBC Apr 2010 E	2010/04/23	2010/04/27
61564	KBC Fin Products Int'l Ltd. - HSI R Bull CBBC Sep 2010 J	2010/04/23	2010/04/26
61565	KBC Fin Products Int'l Ltd. - HSI R Bull CBBC Sep 2010 K	2010/04/23	2010/04/26
61559	SGA Societe Generale Acceptance N.V. -A50 R Bull CBBC Aug10B	2010/04/23	2010/04/26
69202	UBS AG - China Mobile R Bull CBBC Apr 2010 F	2010/04/23	2010/04/27
61563	UBS AG - HSI R Bull CBBC Sep 2010 I	2010/04/23	2010/04/26
61598	CC Rabobank B.A. - HSI R Bear CBBC Sep 2010 R	2010/04/26	2010/04/27
61603	Credit Suisse AG - HSI R Bear CBBC Jul 2010 U	2010/04/26	2010/04/27
61581	Credit Suisse AG - HSI R Bull CBBC Jul 2010 T	2010/04/26	2010/04/27
61590	SGA Societe Generale Acceptance N.V. -HSI R Bear CBBC Jul10P	2010/04/26	2010/04/27
61578	SGA Societe Generale Acceptance N.V. -HSI R Bull CBBC Sep10F	2010/04/26	2010/04/27
61589	SGA Societe Generale Acceptance N.V. -HSI R Bull CBBC Sep10J	2010/04/26	2010/04/27
61602	UBS AG - HSI R Bear CBBC Jul 2010 E	2010/04/26	2010/04/27
61580	UBS AG - HSI R Bull CBBC Nov 2010 N	2010/04/26	2010/04/27
61579	UBS AG - HSI R Bull CBBC Sep 2010 Y	2010/04/26	2010/04/27
61585	UBS AG - TCH R Bear CBBC Sep 2010 C	2010/04/26	2010/04/27
61620	CC Rabobank B.A. - HSI R Bull CBBC Sep 2010 T	2010/04/27	2010/04/28
61624	CC Rabobank B.A. - HSI R Bull CBBC Sep 2010 U	2010/04/27	2010/04/28
61612	Credit Suisse AG - HSI R Bull CBBC Sep 2010 J	2010/04/27	2010/04/28
60796	Deutsche Bank AG - A50 China R Bull CBBC Jul 2010 B	2010/04/27	2010/04/28
61430	HK Bank - CC Bank R Bull CBBC Aug 2010 A	2010/04/27	2010/04/28

## List of expired CBBC, 2010 (continued)

Code	CBBC	Last trading date	Delisted date
61575	KBC Fin Products Int'l Ltd. - A50 China R Bull CBBC Sep 10C	2010/04/27	2010/04/28
61061	RB of Scotland N.V. - A50 China R Bull CBBC Jul 2010 A	2010/04/27	2010/04/28
61154	RB of Scotland N.V. - DJIA R Bear CBBC Sep 2010 B	2010/04/27	2010/04/28
61338	RB of Scotland N.V. - Jiangxi Copper R Bull CBBC Aug 2010 A	2010/04/27	2010/04/28
68549	SGA Societe Generale Acceptance N.V. -CCB R Bear CBBC Apr10B	2010/04/27	2010/04/29
67645	SGA Societe Generale Acceptance N.V.-HSBC R Bear CBBC Apr10A	2010/04/27	2010/04/29
69110	SGA Societe Generale Acceptance N.V.-HSBC R Bear CBBC Apr10E	2010/04/27	2010/04/29
69103	SGA Societe Generale Acceptance N.V.-HSBC R Bull CBBC Apr10C	2010/04/27	2010/04/29
67660	SGA Societe Generale Acceptance N.V.-CNOOC R Bull CBBC Apr10A	2010/04/27	2010/04/29
67976	SGA Societe Generale Acceptance N.V.-SHK P R Bear CBBC Apr10C	2010/04/27	2010/04/29
67836	SGA Societe Generale Acceptance NV-Esprit R Bear CBBC Apr10D	2010/04/27	2010/04/29
67830	SGA Societe Generale Acceptance NV-Esprit R Bull CBBC Apr10A	2010/04/27	2010/04/29
61611	UBS AG - A50 China R Bull CBBC Jul 2010 G	2010/04/27	2010/04/28
61618	UBS AG - HSI R Bull CBBC Aug 2010 B	2010/04/27	2010/04/28
61619	UBS AG - HSI R Bull CBBC Dec 2010 F	2010/04/27	2010/04/28
61601	UBS AG - HSI R Bull CBBC Sep 2010 J	2010/04/27	2010/04/28
61350	UBS AG - ICBC R Bull CBBC Aug 2010 A	2010/04/27	2010/04/28
69977	Barclays Bank plc - HSI R Bear CBBC Apr 2010 B	2010/04/28	2010/04/30
69978	Barclays Bank plc - HSI R Bear CBBC Apr 2010 C	2010/04/28	2010/04/30
67161	BNP Paribas Arbit Issu B.V. - HSI R Bear CBBC Apr 2010 B	2010/04/28	2010/04/30
67780	BNP Paribas Arbit Issu B.V. - HSI R Bear CBBC Apr 2010 K	2010/04/28	2010/04/30
69401	BNP Paribas Arbit Issu B.V. - HSI R Bear CBBC Apr 2010 R	2010/04/28	2010/04/30
68537	BNP Paribas Arbit Issu B.V. - HSI R Bear CBBC Apr 2010 X	2010/04/28	2010/04/30
68538	BNP Paribas Arbit Issu B.V. - HSI R Bear CBBC Apr 2010 Y	2010/04/28	2010/04/30
68591	BNP Paribas Arbit Issu B.V. - HSI R Bear CBBC Apr 2010 Z	2010/04/28	2010/04/30
67469	BNP Paribas Arbit Issu B.V. - HSI R Bull CBBC Apr 2010 D	2010/04/28	2010/04/30
61361	BNP Paribas Arbit Issu B.V. - HSI R Bull CBBC Nov 2010 A	2010/04/28	2010/04/29
61479	BOCI Asia Ltd. - HSI R Bull CBBC Aug 2010 B	2010/04/28	2010/04/29
67275	CC Rabobank B.A. - HSI R Bear CBBC Apr 2010 D	2010/04/28	2010/04/30
67816	CC Rabobank B.A. - HSI R Bear CBBC Apr 2010 W	2010/04/28	2010/04/30
67817	CC Rabobank B.A. - HSI R Bear CBBC Apr 2010 X	2010/04/28	2010/04/30
66371	CC Rabobank B.A. - HSI R Bull CBBC Apr 2010 A	2010/04/28	2010/04/30
66372	CC Rabobank B.A. - HSI R Bull CBBC Apr 2010 B	2010/04/28	2010/04/30
66774	CC Rabobank B.A. - HSI R Bull CBBC Apr 2010 H	2010/04/28	2010/04/30
66775	CC Rabobank B.A. - HSI R Bull CBBC Apr 2010 I	2010/04/28	2010/04/30
67106	CC Rabobank B.A. - HSI R Bull CBBC Apr 2010 R	2010/04/28	2010/04/30
61307	CC Rabobank B.A. - HSI R Bull CBBC Sep 2010 G	2010/04/28	2010/04/29
61352	CC Rabobank B.A. - HSI R Bull CBBC Sep 2010 H	2010/04/28	2010/04/29
67768	Credit Suisse - HSI R Bear CBBC Apr 2010 A	2010/04/28	2010/04/30
67769	Credit Suisse - HSI R Bear CBBC Apr 2010 B	2010/04/28	2010/04/30
67807	Credit Suisse - HSI R Bear CBBC Apr 2010 C	2010/04/28	2010/04/30
67881	Credit Suisse - HSI R Bear CBBC Apr 2010 D	2010/04/28	2010/04/30
67888	Credit Suisse - HSI R Bear CBBC Apr 2010 E	2010/04/28	2010/04/30
67995	Credit Suisse - HSI R Bear CBBC Apr 2010 F	2010/04/28	2010/04/30
67996	Credit Suisse - HSI R Bear CBBC Apr 2010 G	2010/04/28	2010/04/30
67997	Credit Suisse - HSI R Bear CBBC Apr 2010 H	2010/04/28	2010/04/30
61457	Credit Suisse AG - HSBC R Bull CBBC Sep 2010 C	2010/04/28	2010/04/29
68622	Credit Suisse AG - HSI R Bear CBBC Apr 2010 S	2010/04/28	2010/04/30
61274	Credit Suisse AG - HSI R Bull CBBC Sep 2010 C	2010/04/28	2010/04/29
67809	Deutsche Bank AG - HSI R Bear CBBC Apr 2010 A	2010/04/28	2010/04/30
67745	Deutsche Bank AG - HSI R Bear CBBC Apr 2010 E	2010/04/28	2010/04/30
68524	Deutsche Bank AG - HSI R Bear CBBC Apr 2010 H	2010/04/28	2010/04/30
68610	Deutsche Bank AG - HSI R Bear CBBC Apr 2010 J	2010/04/28	2010/04/30
65702	Deutsche Bank AG - HSI R Bear CBBC Apr 2010 M	2010/04/28	2010/04/30
65703	Deutsche Bank AG - HSI R Bear CBBC Apr 2010 N	2010/04/28	2010/04/30
67746	Deutsche Bank AG - HSI R Bear CBBC Apr 2010 R	2010/04/28	2010/04/30
67186	Deutsche Bank AG - HSI R Bear CBBC Apr 2010 S	2010/04/28	2010/04/30
69601	Deutsche Bank AG - HSI R Bear CBBC Apr 2010 W	2010/04/28	2010/04/30
65896	Deutsche Bank AG - HSI R Bull CBBC Apr 2010 P	2010/04/28	2010/04/30
66126	Deutsche Bank AG - HSI R Bull CBBC Apr 2010 Q	2010/04/28	2010/04/30
67422	Deutsche Bank AG - HSI R Bull CBBC Apr 2010 X	2010/04/28	2010/04/30
61249	Deutsche Bank AG - HSI R Bull CBBC Aug 2010 T	2010/04/28	2010/04/29
61304	Deutsche Bank AG - HSI R Bull CBBC Oct 2010 D	2010/04/28	2010/04/29
61259	Deutsche Bank AG - HSI R Bull CBBC Sep 2010 O	2010/04/28	2010/04/29
61332	Deutsche Bank AG - HSI R Bull CBBC Sep 2010 U	2010/04/28	2010/04/29
68579	Goldman Sachs SP (Asia) - HSI R Bear CBBC Apr 2010 D	2010/04/28	2010/04/30
67126	Goldman Sachs SP (Asia) - HSI R Bear CBBC Apr 2010 E	2010/04/28	2010/04/30
67224	Goldman Sachs SP (Asia) - HSI R Bear CBBC Apr 2010 F	2010/04/28	2010/04/30
68542	Goldman Sachs SP (Asia) - HSI R Bear CBBC Apr 2010 G	2010/04/28	2010/04/30
66231	Goldman Sachs SP (Asia) - HSI R Bear CBBC Apr 2010 H	2010/04/28	2010/04/30
61551	Goldman Sachs SP (Asia) - HSI R Bull CBBC Oct 2010 A	2010/04/28	2010/04/29
61517	Goldman Sachs SP (Asia) - HSI R Bull CBBC Sep 2010 C	2010/04/28	2010/04/29
68984	HK Bank - HSI R Bear CBBC Apr 2010 E	2010/04/28	2010/04/30
61373	HK Bank - Sinopec Corp R Bull CBBC Oct 2010 B	2010/04/28	2010/04/29
61522	KBC Fin Products Int'l Ltd. - China Life R Bull CBBC Aug 10A	2010/04/28	2010/04/29
69617	KBC Fin Products Int'l Ltd. - HSI R Bear CBBC Apr 2010 A	2010/04/28	2010/04/30
67183	KBC Fin Products Int'l Ltd. - HSI R Bear CBBC Apr 2010 B	2010/04/28	2010/04/30
67309	KBC Fin Products Int'l Ltd. - HSI R Bear CBBC Apr 2010 C	2010/04/28	2010/04/30
68466	KBC Fin Products Int'l Ltd. - HSI R Bear CBBC Apr 2010 G	2010/04/28	2010/04/30
68467	KBC Fin Products Int'l Ltd. - HSI R Bear CBBC Apr 2010 H	2010/04/28	2010/04/30
60046	KBC Fin Products Int'l Ltd. - HSI R Bull CBBC Apr 2010 T	2010/04/28	2010/04/30
60047	KBC Fin Products Int'l Ltd. - HSI R Bull CBBC Apr 2010 V	2010/04/28	2010/04/30
60048	KBC Fin Products Int'l Ltd. - HSI R Bull CBBC Apr 2010 W	2010/04/28	2010/04/30
61299	KBC Fin Products Int'l Ltd. - HSI R Bull CBBC Aug 2010 S	2010/04/28	2010/04/29
61341	KBC Fin Products Int'l Ltd. - HSI R Bull CBBC Aug 2010 T	2010/04/28	2010/04/29
61421	KBC Fin Products Int'l Ltd. - HSI R Bull CBBC Sep 2010 C	2010/04/28	2010/04/29
61566	Macquarie Bank Ltd. - HSI R Bull CBBC Jul 2010 C	2010/04/28	2010/04/29

## List of expired CBBC, 2010 (continued)

Code	CBBC	Last trading date	Delisted date
61059	RB of Scotland N.V. - CCHC R Bull CBBC Jun 2010 C	2010/04/28	2010/04/29
69478	RB of Scotland N.V. - HSCEI R Bear CBBC Apr 2010 D	2010/04/28	2010/04/30
69479	RB of Scotland N.V. - HSCEI R Bear CBBC Apr 2010 E	2010/04/28	2010/04/30
61384	RB of Scotland N.V. - HSCEI R Bull CBBC Aug 2010 A	2010/04/28	2010/04/29
69372	RB of Scotland N.V. - HSI R Bear CBBC Apr 2010 I	2010/04/28	2010/04/30
69373	RB of Scotland N.V. - HSI R Bear CBBC Apr 2010 J	2010/04/28	2010/04/30
69356	RB of Scotland N.V. - HSI R Bull CBBC Apr 2010 A	2010/04/28	2010/04/30
69357	RB of Scotland N.V. - HSI R Bull CBBC Apr 2010 B	2010/04/28	2010/04/30
69358	RB of Scotland N.V. - HSI R Bull CBBC Apr 2010 C	2010/04/28	2010/04/30
69359	RB of Scotland N.V. - HSI R Bull CBBC Apr 2010 D	2010/04/28	2010/04/30
61387	RB of Scotland N.V. - HSI R Bull CBBC Aug 2010 B	2010/04/28	2010/04/29
61388	RB of Scotland N.V. - HSI R Bull CBBC Aug 2010 C	2010/04/28	2010/04/29
65971	SGA Societe Generale Acceptance N.V. -HSI R Bear CBBC Apr10E	2010/04/28	2010/04/30
65972	SGA Societe Generale Acceptance N.V. -HSI R Bear CBBC Apr10F	2010/04/28	2010/04/30
66307	SGA Societe Generale Acceptance N.V. -HSI R Bear CBBC Apr10K	2010/04/28	2010/04/30
66308	SGA Societe Generale Acceptance N.V. -HSI R Bear CBBC Apr10L	2010/04/28	2010/04/30
66309	SGA Societe Generale Acceptance N.V. -HSI R Bear CBBC Apr10M	2010/04/28	2010/04/30
66310	SGA Societe Generale Acceptance N.V. -HSI R Bear CBBC Apr10N	2010/04/28	2010/04/30
66311	SGA Societe Generale Acceptance N.V. -HSI R Bear CBBC Apr10O	2010/04/28	2010/04/30
66312	SGA Societe Generale Acceptance N.V. -HSI R Bear CBBC Apr10P	2010/04/28	2010/04/30
66313	SGA Societe Generale Acceptance N.V. -HSI R Bear CBBC Apr10Q	2010/04/28	2010/04/30
68011	SGA Societe Generale Acceptance N.V. -HSI R Bear CBBC Apr10Z	2010/04/28	2010/04/30
61623	SGA Societe Generale Acceptance N.V. -HSI R Bull CBBC Sep10I	2010/04/28	2010/04/29
61250	SGA Societe Generale Acceptance N.V. -HSI R Bull CBBC Sep10K	2010/04/28	2010/04/29
61251	SGA Societe Generale Acceptance N.V. -HSI R Bull CBBC Sep10L	2010/04/28	2010/04/29
61325	SGA Societe Generale Acceptance N.V. -HSI R Bull CBBC Sep10M	2010/04/28	2010/04/29
61326	SGA Societe Generale Acceptance N.V. -HSI R Bull CBBC Sep10N	2010/04/28	2010/04/29
61626	SGA Societe Generale Acceptance N.V. -HSI R Bull CBBC Sep10Y	2010/04/28	2010/04/29
61625	SGA Societe Generale Acceptance N.V. -HSI R Bull CBBC Sep10Z	2010/04/28	2010/04/29
61359	SGA Societe Generale Acceptance N.V.-SHK P R Bull CBBC Jul10A	2010/04/28	2010/04/29
61557	SGA Societe Generale Acceptance NV -HSCEI R Bull CBBC Sep10B	2010/04/28	2010/04/29
61344	UBS AG - CC Bank R Bull CBBC Aug 2010 A	2010/04/28	2010/04/29
61320	UBS AG - China Life R Bull CBBC Jul 2010 F	2010/04/28	2010/04/29
61366	UBS AG - HKEx R Bull CBBC Sep 2010 A	2010/04/28	2010/04/29
61494	UBS AG - HSBC R Bull CBBC Aug 2010 B	2010/04/28	2010/04/29
68020	UBS AG - HSCEI R Bear CBBC Apr 2010 A	2010/04/28	2010/04/30
68554	UBS AG - HSCEI R Bear CBBC Apr 2010 B	2010/04/28	2010/04/30
68877	UBS AG - HSCEI R Bear CBBC Apr 2010 E	2010/04/28	2010/04/30
61331	UBS AG - HSCEI R Bull CBBC Sep 2010 A	2010/04/28	2010/04/29
67824	UBS AG - HSI R Bear CBBC Apr 2010 A	2010/04/28	2010/04/30
68511	UBS AG - HSI R Bear CBBC Apr 2010 C	2010/04/28	2010/04/30
67199	UBS AG - HSI R Bear CBBC Apr 2010 E	2010/04/28	2010/04/30
68639	UBS AG - HSI R Bear CBBC Apr 2010 K	2010/04/28	2010/04/30
64553	UBS AG - HSI R Bear CBBC Apr 2010 O	2010/04/28	2010/04/30
67685	UBS AG - HSI R Bear CBBC Apr 2010 T	2010/04/28	2010/04/30
69603	UBS AG - HSI R Bear CBBC Apr 2010 V	2010/04/28	2010/04/30
67825	UBS AG - HSI R Bear CBBC Apr 2010 W	2010/04/28	2010/04/30
68479	UBS AG - HSI R Bear CBBC Apr 2010 X	2010/04/28	2010/04/30
66112	UBS AG - HSI R Bull CBBC Apr 2010 G	2010/04/28	2010/04/30
67435	UBS AG - HSI R Bull CBBC Apr 2010 L	2010/04/28	2010/04/30
61269	UBS AG - HSI R Bull CBBC Aug 2010 C	2010/04/28	2010/04/29
61321	UBS AG - HSI R Bull CBBC Aug 2010 M	2010/04/28	2010/04/29
61629	UBS AG - HSI R Bull CBBC Aug 2010 R	2010/04/28	2010/04/29
61276	UBS AG - HSI R Bull CBBC Jul 2010 O	2010/04/28	2010/04/29
61247	UBS AG - HSI R Bull CBBC Oct 2010 Q	2010/04/28	2010/04/29
61303	UBS AG - HSI R Bull CBBC Sep 2010 M	2010/04/28	2010/04/29
61116	UBS AG - SHK Ppt R Bull CBBC Jul 2010 E	2010/04/28	2010/04/29
61463	UBS AG - Sinopec Corp R Bull CBBC Oct 2010 A	2010/04/28	2010/04/29
61360	BNP Paribas Arbit Issu B.V. - HSI R Bull CBBC Oct 2010 A	2010/04/29	2010/04/30
61306	CC Rabobank B.A. - HSI R Bull CBBC Sep 2010 F	2010/04/29	2010/04/30
61312	Credit Suisse AG - HSI R Bull CBBC Aug 2010 P	2010/04/29	2010/04/30
61396	Credit Suisse AG - HSI R Bull CBBC Oct 2010 B	2010/04/29	2010/04/30
61277	Deutsche Bank AG - HSI R Bull CBBC Aug 2010 V	2010/04/29	2010/04/30
61375	HK Bank - HSI R Bull CBBC Sep 2010 F	2010/04/29	2010/04/30
61298	KBC Fin Products Int'l Ltd. - HSI R Bull CBBC Jul 2010 T	2010/04/29	2010/04/30
61386	RB of Scotland N.V. - HSI R Bull CBBC Aug 2010 A	2010/04/29	2010/04/30
61294	SGA Societe Generale Acceptance N.V. -HSI R Bull CBBC Aug10R	2010/04/29	2010/04/30
61448	UBS AG - China Mobile R Bull CBBC Oct 2010 A	2010/04/29	2010/04/30
61279	UBS AG - HSI R Bull CBBC Jul 2010 Y	2010/04/29	2010/04/30
61504	UBS AG - HSI R Bull CBBC Nov 2010 K	2010/04/29	2010/04/30
68759	Deutsche Bank AG - CC Bank R Bear CBBC May 2010 B	2010/04/30	2010/05/04
68756	Deutsche Bank AG - CC Bank R Bull CBBC May 2010 A	2010/04/30	2010/05/04
68980	Deutsche Bank AG - HKEx R Bull CBBC May 2010 B	2010/04/30	2010/05/04
61640	HK Bank - HSI R Bull CBBC Oct 2010 D	2010/04/30	2010/05/03
69325	KBC Fin Products Int'l Ltd. - A50 China R Bull CBBC May 10A	2010/04/30	2010/05/04
68871	KBC Fin Products Int'l Ltd. - Ch Mobile R Bear CBBC May 10A	2010/04/30	2010/05/04
60166	KBC Fin Products Int'l Ltd. - Ch Mobile R Bull CBBC May 10C	2010/04/30	2010/05/04
69333	UBS AG - CC Bank R Bull CBBC May 2010 B	2010/04/30	2010/05/04
69042	UBS AG - China Life R Bear CBBC May 2010 A	2010/04/30	2010/05/04
69241	UBS AG - China Life R Bear CBBC May 2010 H	2010/04/30	2010/05/04
69559	UBS AG - China Life R Bear CBBC May 2010 N	2010/04/30	2010/05/04
69644	UBS AG - China Life R Bear CBBC May 2010 P	2010/04/30	2010/05/04
69203	UBS AG - China Mobile R Bull CBBC May 2010 A	2010/04/30	2010/05/04
69654	UBS AG - HKEx R Bear CBBC May 2010 L	2010/04/30	2010/05/04
69044	UBS AG - Ping An R Bear CBBC May 2010 A	2010/04/30	2010/05/04
69148	UBS AG - R&F R Bear CBBC May 2010 A	2010/04/30	2010/05/04
61538	CC Rabobank B.A. - A50 China R Bull CBBC Sep 2010 B	2010/05/03	2010/05/04

## List of expired CBBC, 2010 (continued)

Code	CBBC	Last trading date	Delisted date
61671	Credit Suisse AG - A50 China R Bull CBBC Aug 2010 D	2010/05/03	2010/05/04
61670	Credit Suisse AG - HSI R Bull CBBC Sep 2010 O	2010/05/03	2010/05/04
61677	Deutsche Bank AG - HSI R Bull CBBC Oct 2010 J	2010/05/03	2010/05/04
61678	Deutsche Bank AG - HSI R Bull CBBC Oct 2010 K	2010/05/03	2010/05/04
69983	HK Bank - A50 R Bull CBBC Aug 2010 A	2010/05/03	2010/05/04
61574	KBC Fin Products Int'l Ltd. - A50 China R Bull CBBC Sep 10B	2010/05/03	2010/05/04
61534	KBC Fin Products Int'l Ltd. - Ch Mobile R Bull CBBC Aug 10A	2010/05/03	2010/05/04
61676	KBC Fin Products Int'l Ltd. - HSI R Bull CBBC Aug 2010 R	2010/05/03	2010/05/04
61335	RB of Scotland N.V. - SHK Ppt R Bull CBBC Jul 2010 C	2010/05/03	2010/05/04
61558	SGA Societe Generale Acceptance N.V. -A50 R Bull CBBC Aug10A	2010/05/03	2010/05/04
69844	SGA Societe Generale Acceptance N.V. -A50 R Bull CBBC May10G	2010/05/03	2010/05/04
61668	SGA Societe Generale Acceptance N.V. -HSI R Bull CBBC Sep10S	2010/05/03	2010/05/04
69211	UBS AG - A50 China R Bull CBBC Jun 2010 A	2010/05/03	2010/05/04
61675	UBS AG - HSI R Bull CBBC Nov 2010 P	2010/05/03	2010/05/04
61685	Deutsche Bank AG - HSI R Bull CBBC Nov 2010 C	2010/05/04	2010/05/05
69968	KBC Fin Products Int'l Ltd. - HKEx R Bear CBBC May 2010 B	2010/05/04	2010/05/06
60400	KBC Fin Products Int'l Ltd. - SHK Ppt R Bull CBBC May 2010 D	2010/05/04	2010/05/06
61594	RB of Scotland N.V. - A50 China R Bull CBBC Aug 2010 B	2010/05/04	2010/05/05
61093	UBS AG - China Life R Bull CBBC Jul 2010 C	2010/05/04	2010/05/05
61682	UBS AG - HSI R Bull CBBC Oct 2010 Y	2010/05/04	2010/05/05
61600	UBS AG - Jiangxi Copper R Bull CBBC Aug 2010 A	2010/05/04	2010/05/05
61079	Barclays Bank plc - HSI R Bull CBBC Jun 2010 E	2010/05/05	2010/05/06
61081	Barclays Bank plc - HSI R Bull CBBC Sep 2010 E	2010/05/05	2010/05/06
61183	Barclays Bank plc - HSI R Bull CBBC Sep 2010 H	2010/05/05	2010/05/06
61229	Barclays Bank plc - HSI R Bull CBBC Sep 2010 I	2010/05/05	2010/05/06
60909	BNP Paribas Arbit Issu B.V. - HSI R Bull CBBC Aug 2010 H	2010/05/05	2010/05/06
61024	BNP Paribas Arbit Issu B.V. - HSI R Bull CBBC Aug 2010 J	2010/05/05	2010/05/06
61047	CC Rabobank B.A. - HSI R Bull CBBC Aug 2010 R	2010/05/05	2010/05/06
61072	CC Rabobank B.A. - HSI R Bull CBBC Aug 2010 U	2010/05/05	2010/05/06
60930	Credit Suisse AG - HSI R Bull CBBC Aug 2010 H	2010/05/05	2010/05/06
60870	Credit Suisse AG - HSI R Bull CBBC Jul 2010 R	2010/05/05	2010/05/06
61343	Credit Suisse AG - HSI R Bull CBBC Oct 2010 A	2010/05/05	2010/05/06
61653	Credit Suisse AG - HSI R Bull CBBC Sep 2010 L	2010/05/05	2010/05/06
61660	Credit Suisse AG - HSI R Bull CBBC Sep 2010 N	2010/05/05	2010/05/06
61714	Credit Suisse AG - HSI R Bull CBBC Sep 2010 P	2010/05/05	2010/05/06
69823	Deutsche Bank AG - A50 China R Bull CBBC Jun 2010 A	2010/05/05	2010/05/06
61075	Deutsche Bank AG - China Life R Bull CBBC Jul 2010 L	2010/05/05	2010/05/06
60917	Deutsche Bank AG - HSI R Bull CBBC Aug 2010 J	2010/05/05	2010/05/06
61293	Deutsche Bank AG - HSI R Bull CBBC Aug 2010 Q	2010/05/05	2010/05/06
61001	Deutsche Bank AG - HSI R Bull CBBC Aug 2010 S	2010/05/05	2010/05/06
60895	Deutsche Bank AG - HSI R Bull CBBC Jul 2010 K	2010/05/05	2010/05/06
60904	Deutsche Bank AG - HSI R Bull CBBC Jun 2010 U	2010/05/05	2010/05/06
61700	Deutsche Bank AG - HSI R Bull CBBC Nov 2010 E	2010/05/05	2010/05/06
60985	Deutsche Bank AG - HSI R Bull CBBC Oct 2010 A	2010/05/05	2010/05/06
61699	Deutsche Bank AG - HSI R Bull CBBC Oct 2010 N	2010/05/05	2010/05/06
61278	Deutsche Bank AG - HSI R Bull CBBC Sep 2010 Q	2010/05/05	2010/05/06
61515	Goldman Sachs SP (Asia) - HSI R Bull CBBC Sep 2010 A	2010/05/05	2010/05/06
61516	Goldman Sachs SP (Asia) - HSI R Bull CBBC Sep 2010 B	2010/05/05	2010/05/06
61015	HK Bank - HSI R Bull CBBC Jul 2010 N	2010/05/05	2010/05/06
61639	HK Bank - HSI R Bull CBBC Oct 2010 C	2010/05/05	2010/05/06
61524	KBC Fin Products Int'l Ltd. - China Life R Bull CBBC Sep 10A	2010/05/05	2010/05/06
61097	KBC Fin Products Int'l Ltd. - CP&CC R Bull CBBC Jul 2010 D	2010/05/05	2010/05/06
61216	KBC Fin Products Int'l Ltd. - HSI R Bull CBBC Aug 2010 M	2010/05/05	2010/05/06
61010	KBC Fin Products Int'l Ltd. - HSI R Bull CBBC Jul 2010 K	2010/05/05	2010/05/06
60925	KBC Fin Products Int'l Ltd. - HSI R Bull CBBC Jun 2010 S	2010/05/05	2010/05/06
60968	KBC Fin Products Int'l Ltd. - HSI R Bull CBBC Jun 2010 T	2010/05/05	2010/05/06
61099	KBC Fin Products Int'l Ltd. - SHK Ppt R Bull CBBC Jul 2010 A	2010/05/05	2010/05/06
61431	Macquarie Bank Ltd. - HSI R Bull CBBC Aug 2010 A	2010/05/05	2010/05/06
61062	RB of Scotland N.V. - HSCEI R Bull CBBC Jun 2010 B	2010/05/05	2010/05/06
61236	RB of Scotland N.V. - HSI R Bull CBBC Jul 2010 A	2010/05/05	2010/05/06
60978	RB of Scotland N.V. - HSI R Bull CBBC Jun 2010 H	2010/05/05	2010/05/06
60981	RB of Scotland N.V. - Jiangxi Copper R Bull CBBC Jun 2010 A	2010/05/05	2010/05/06
60295	RB of Scotland N.V. - Jiangxi Copper R Bull CBBC May 2010 A	2010/05/05	2010/05/07
60298	RB of Scotland N.V. - Sinopec Corp R Bear CBBC May 2010 B	2010/05/05	2010/05/07
60936	SGA Societe Generale Acceptance N.V. -HSI R Bull CBBC Aug10D	2010/05/05	2010/05/06
61288	SGA Societe Generale Acceptance N.V. -HSI R Bull CBBC Aug10Q	2010/05/05	2010/05/06
60906	SGA Societe Generale Acceptance N.V. -HSI R Bull CBBC Aug10S	2010/05/05	2010/05/06
60937	SGA Societe Generale Acceptance N.V. -HSI R Bull CBBC Aug10U	2010/05/05	2010/05/06
60926	SGA Societe Generale Acceptance N.V. -HSI R Bull CBBC Aug10Y	2010/05/05	2010/05/06
61705	SGA Societe Generale Acceptance N.V. -HSI R Bull CBBC Sep10Q	2010/05/05	2010/05/06
61728	UBS AG - A50 China R Bull CBBC Aug 2010 E	2010/05/05	2010/05/06
61365	UBS AG - Cheung Kong R Bull CBBC Sep 2010 A	2010/05/05	2010/05/06
60957	UBS AG - China Life R Bull CBBC Jun 2010 G	2010/05/05	2010/05/06
61729	UBS AG - HSBC R Bull CBBC Aug 2010 C	2010/05/05	2010/05/06
61330	UBS AG - HSCEI R Bull CBBC Aug 2010 A	2010/05/05	2010/05/06
60903	UBS AG - HSI R Bull CBBC Aug 2010 H	2010/05/05	2010/05/06
61703	UBS AG - HSI R Bull CBBC Aug 2010 I	2010/05/05	2010/05/06
61296	UBS AG - HSI R Bull CBBC Aug 2010 P	2010/05/05	2010/05/06
61027	UBS AG - HSI R Bull CBBC Jul 2010 M	2010/05/05	2010/05/06
60815	UBS AG - HSI R Bull CBBC Jul 2010 X	2010/05/05	2010/05/06
60938	UBS AG - HSI R Bull CBBC Jun 2010 V	2010/05/05	2010/05/06
60916	UBS AG - HSI R Bull CBBC Nov 2010 D	2010/05/05	2010/05/06
61704	UBS AG - HSI R Bull CBBC Nov 2010 Q	2010/05/05	2010/05/06
60965	UBS AG - HSI R Bull CBBC Sep 2010 S	2010/05/05	2010/05/06
60960	UBS AG - Hutchison R Bull CBBC Jun 2010 F	2010/05/05	2010/05/06
61115	UBS AG - SHK Ppt R Bull CBBC Jul 2010 D	2010/05/05	2010/05/06
61025	UBS AG - Sinopec Corp R Bull CBBC Jun 2010 K	2010/05/05	2010/05/06

## List of expired CBBC, 2010 (continued)

Code	CBBC	Last trading date	Delisted date
61080	Barclays Bank plc - HSI R Bull CBBC Aug 2010 B	2010/05/06	2010/05/07
60987	Barclays Bank plc - HSI R Bull CBBC Sep 2010 C	2010/05/06	2010/05/07
60988	Barclays Bank plc - HSI R Bull CBBC Sep 2010 D	2010/05/06	2010/05/07
61182	Barclays Bank plc - HSI R Bull CBBC Sep 2010 G	2010/05/06	2010/05/07
60728	BNP Paribas Arbit Issu B.V. - HSI R Bull CBBC Jul 2010 J	2010/05/06	2010/05/07
60782	BNP Paribas Arbit Issu B.V. - HSI R Bull CBBC Jul 2010 K	2010/05/06	2010/05/07
61151	BNP Paribas Arbit Issu B.V. - HSI R Bull CBBC Sep 2010 B	2010/05/06	2010/05/07
61536	CC Rabobank B.A. - A50 China R Bull CBBC Sep 2010 A	2010/05/06	2010/05/07
60892	CC Rabobank B.A. - HSI R Bull CBBC Aug 2010 O	2010/05/06	2010/05/07
61071	CC Rabobank B.A. - HSI R Bull CBBC Aug 2010 T	2010/05/06	2010/05/07
61745	Credit Suisse AG - A50 China R Bull CBBC Aug 2010 F	2010/05/06	2010/05/07
69259	Credit Suisse AG - A50 China R Bull CBBC May 2010 A	2010/05/06	2010/05/07
61456	Credit Suisse AG - China Mobile R Bull CBBC Oct 2010 A	2010/05/06	2010/05/07
60929	Credit Suisse AG - HKEx R Bull CBBC Jul 2010 B	2010/05/06	2010/05/07
60721	Credit Suisse AG - HSI R Bull CBBC Aug 2010 C	2010/05/06	2010/05/07
61652	Credit Suisse AG - HSI R Bull CBBC Sep 2010 K	2010/05/06	2010/05/07
61747	Credit Suisse AG - HSI R Bull CBBC Sep 2010 Q	2010/05/06	2010/05/07
61000	Deutsche Bank AG - HSI R Bull CBBC Aug 2010 R	2010/05/06	2010/05/07
60850	Deutsche Bank AG - HSI R Bull CBBC Jul 2010 I	2010/05/06	2010/05/07
60816	Deutsche Bank AG - HSI R Bull CBBC Jun 2010 L	2010/05/06	2010/05/07
60761	Deutsche Bank AG - HSI R Bull CBBC May 2010 A	2010/05/06	2010/05/07
60896	Deutsche Bank AG - HSI R Bull CBBC Sep 2010 F	2010/05/06	2010/05/07
61737	Deutsche Bank AG - HSI R Bull CBBC Sep 2010 J	2010/05/06	2010/05/07
61441	Deutsche Bank AG - Sinopec Corp R Bull CBBC Aug 2010 B	2010/05/06	2010/05/07
60730	Goldman Sachs SP (Asia) - HSI R Bull CBBC Aug 2010 K	2010/05/06	2010/05/07
60128	HK Bank - A50 R Bull CBBC Sep 2010 A	2010/05/06	2010/05/07
61372	HK Bank - Sinopec Corp R Bull CBBC Oct 2010 A	2010/05/06	2010/05/07
60341	KBC Fin Products Int'l Ltd. - A50 China R Bull CBBC May 10C	2010/05/06	2010/05/07
60692	KBC Fin Products Int'l Ltd. - HSBC R Bull CBBC Jun 2010 B	2010/05/06	2010/05/07
61009	KBC Fin Products Int'l Ltd. - HSI R Bull CBBC Jul 2010 J	2010/05/06	2010/05/07
60891	KBC Fin Products Int'l Ltd. - HSI R Bull CBBC Jun 2010 Q	2010/05/06	2010/05/07
60924	KBC Fin Products Int'l Ltd. - HSI R Bull CBBC Jun 2010 R	2010/05/06	2010/05/07
61008	KBC Fin Products Int'l Ltd. - HSI R Bull CBBC Jun 2010 X	2010/05/06	2010/05/07
61748	KBC Fin Products Int'l Ltd. - HSI R Bull CBBC Oct 2010 I	2010/05/06	2010/05/07
60945	Macquarie Bank Ltd. - HSI R Bull CBBC Jul 2010 A	2010/05/06	2010/05/07
60867	Merrill Lynch Int'l & Co. C.V. - HSI R Bull CBBC Sep 2010 G	2010/05/06	2010/05/07
61189	RB of Scotland N.V. - BYD Company R Bull CBBC Jul 2010 F	2010/05/06	2010/05/07
61720	RB of Scotland N.V. - CCHC R Bull CBBC Sep 2010 A	2010/05/06	2010/05/07
61482	RB of Scotland N.V. - China Mobile R Bull CBBC Aug 2010 B	2010/05/06	2010/05/07
61593	RB of Scotland N.V. - COVS R Bull CBBC Aug 2010 E	2010/05/06	2010/05/07
60794	RB of Scotland N.V. - HSI R Bull CBBC Jun 2010 M	2010/05/06	2010/05/07
60793	RB of Scotland N.V. - HSI R Bull CBBC Jun 2010 O	2010/05/06	2010/05/07
61060	RB of Scotland N.V. - SHK Ppt R Bull CBBC Jul 2010 A	2010/05/06	2010/05/07
60379	SGA Societe Generale Acceptance N.V. -A50 R Bull CBBC Jul10B	2010/05/06	2010/05/07
60735	SGA Societe Generale Acceptance N.V. -HSI R Bull CBBC Aug10A	2010/05/06	2010/05/07
60736	SGA Societe Generale Acceptance N.V. -HSI R Bull CBBC Aug10B	2010/05/06	2010/05/07
60737	SGA Societe Generale Acceptance N.V. -HSI R Bull CBBC Aug10C	2010/05/06	2010/05/07
60900	SGA Societe Generale Acceptance N.V. -HSI R Bull CBBC Aug10T	2010/05/06	2010/05/07
60407	SGA Societe Generale Acceptance N.V. -HKEx R Bull CBBC Jul10B	2010/05/06	2010/05/07
61554	SGA Societe Generale Acceptance NV -HSCEI R Bull CBBC Sep10A	2010/05/06	2010/05/07
60107	UBS AG - A50 China R Bull CBBC Jun 2010 B	2010/05/06	2010/05/07
61300	UBS AG - BOCL R Bull CBBC Jul 2010 G	2010/05/06	2010/05/07
61187	UBS AG - BYD Company R Bull CBBC Aug 2010 C	2010/05/06	2010/05/07
61439	UBS AG - China Mobile R Bull CBBC Sep 2010 B	2010/05/06	2010/05/07
61633	UBS AG - COVS R Bull CBBC Aug 2010 A	2010/05/06	2010/05/07
69204	UBS AG - HKEx R Bull CBBC May 2010 B	2010/05/06	2010/05/07
61617	UBS AG - HKEx R Bull CBBC Oct 2010 B	2010/05/06	2010/05/07
60993	UBS AG - HSBC R Bull CBBC Jun 2010 O	2010/05/06	2010/05/07
60990	UBS AG - HSCEI R Bull CBBC Jul 2010 B	2010/05/06	2010/05/07
61065	UBS AG - HSCEI R Bull CBBC Jul 2010 C	2010/05/06	2010/05/07
61742	UBS AG - HSI R Bull CBBC Dec 2010 I	2010/05/06	2010/05/07
60751	UBS AG - HSI R Bull CBBC Jul 2010 I	2010/05/06	2010/05/07
60814	UBS AG - HSI R Bull CBBC Jun 2010 O	2010/05/06	2010/05/07
60868	UBS AG - HSI R Bull CBBC Jun 2010 X	2010/05/06	2010/05/07
60726	UBS AG - HSI R Bull CBBC Sep 2010 O	2010/05/06	2010/05/07
60849	UBS AG - HSI R Bull CBBC Sep 2010 Q	2010/05/06	2010/05/07
61734	UBS AG - HSI R Bull CBBC Sep 2010 U	2010/05/06	2010/05/07
60962	UBS AG - Jiangxi Copper R Bull CBBC Jun 2010 H	2010/05/06	2010/05/07
61673	UBS AG - TCH R Bull CBBC Sep 2010 D	2010/05/06	2010/05/07
61078	Barclays Bank plc - HSI R Bull CBBC Jun 2010 D	2010/05/07	2010/05/10
60729	BNP Paribas Arbit Issu B.V. - HSI R Bull CBBC Aug 2010 C	2010/05/07	2010/05/10
60910	BNP Paribas Arbit Issu B.V. - HSI R Bull CBBC Sep 2010 A	2010/05/07	2010/05/10
60763	CC Rabobank B.A. - HSI R Bull CBBC Aug 2010 K	2010/05/07	2010/05/10
69226	Credit Suisse AG - HSBC R Bull CBBC Jun 2010 B	2010/05/07	2010/05/10
60886	Credit Suisse AG - HSI R Bull CBBC Dec 2010 I	2010/05/07	2010/05/10
60684	Credit Suisse AG - HSI R Bull CBBC Jul 2010 M	2010/05/07	2010/05/10
61661	Credit Suisse AG - HSI R Bull CBBC Oct 2010 G	2010/05/07	2010/05/10
61310	Credit Suisse AG - Sinopec Corp R Bull CBBC Aug 2010 A	2010/05/07	2010/05/10
61089	Credit Suisse AG - TCH R Bull CBBC Aug 2010 A	2010/05/07	2010/05/10
68649	Deutsche Bank AG - China Life R Bear CBBC May 2010 E	2010/05/07	2010/05/11
68940	Deutsche Bank AG - China Life R Bear CBBC May 2010 I	2010/05/07	2010/05/11
61442	Deutsche Bank AG - CNOOC R Bull CBBC Aug 2010 B	2010/05/07	2010/05/10
69022	Deutsche Bank AG - HSBC R Bear CBBC May 2010 A	2010/05/07	2010/05/11
69713	Deutsche Bank AG - HSBC R Bear CBBC May 2010 B	2010/05/07	2010/05/11
69961	Deutsche Bank AG - HSBC R Bull CBBC Jul 2010 A	2010/05/07	2010/05/10
60719	Deutsche Bank AG - HSI R Bull CBBC Jul 2010 W	2010/05/07	2010/05/10
60528	Deutsche Bank AG - HSI R Bull CBBC Jun 2010 D	2010/05/07	2010/05/10



## List of expired CBBC, 2010 (continued)

Code	CBBC	Last trading date	Delisted date
61760	Deutsche Bank AG - HSI R Bull CBBC Oct 2010 R	2010/05/07	2010/05/10
60718	Goldman Sachs SP (Asia) - HSI R Bull CBBC Jul 2010 L	2010/05/07	2010/05/10
60843	HK Bank - HSI R Bull CBBC Aug 2010 D	2010/05/07	2010/05/10
68872	KBC Fin Products Int'l Ltd. - Ch Mobile R Bear CBBC May 10B	2010/05/07	2010/05/11
60337	KBC Fin Products Int'l Ltd. - HKEx R Bull CBBC May 2010 D	2010/05/07	2010/05/10
61007	KBC Fin Products Int'l Ltd. - HSI R Bull CBBC Jun 2010 W	2010/05/07	2010/05/10
60715	KBC Fin Products Int'l Ltd. - HSI R Bull CBBC May 2010 V	2010/05/07	2010/05/10
61764	KBC Fin Products Int'l Ltd. - HSI R Bull CBBC Sep 2010 Q	2010/05/07	2010/05/10
61101	KBC Fin Products Int'l Ltd. - TCH R Bull CBBC Jun 2010 D	2010/05/07	2010/05/10
60866	Merrill Lynch Int'l & Co. C.V. - HSI R Bull CBBC Sep 2010 F	2010/05/07	2010/05/10
60204	RB of Scotland N.V. - A50 China R Bull CBBC May 2010 A	2010/05/07	2010/05/10
61719	RB of Scotland N.V. - A50 China R Bull CBBC Sep 2010 C	2010/05/07	2010/05/10
61188	RB of Scotland N.V. - BYD Company R Bull CBBC Jul 2010 E	2010/05/07	2010/05/10
60293	RB of Scotland N.V. - CITIC Bank R Bull CBBC Jun 2010 A	2010/05/07	2010/05/10
61058	RB of Scotland N.V. - DJIA R Bull CBBC Jun 2010 F	2010/05/07	2010/05/10
61316	RB of Scotland N.V. - DJIA R Bull CBBC Sep 2010 D	2010/05/07	2010/05/10
69468	RB of Scotland N.V. - HKEx R Bull CBBC May 2010 A	2010/05/07	2010/05/10
60644	RB of Scotland N.V. - HSBC R Bull CBBC Jun 2010 C	2010/05/07	2010/05/10
60790	RB of Scotland N.V. - HSCEI R Bull CBBC Jun 2010 A	2010/05/07	2010/05/10
60792	RB of Scotland N.V. - HSI R Bull CBBC Jun 2010 Z	2010/05/07	2010/05/10
61317	RB of Scotland N.V. - Nikkei 225 R Bull CBBC Sep 2010 C	2010/05/07	2010/05/10
61106	RB of Scotland N.V. - TCH R Bull CBBC Jun 2010 I	2010/05/07	2010/05/10
60734	SGA Societe Generale Acceptance N.V. -HSI R Bull CBBC Aug10Z	2010/05/07	2010/05/10
60540	SGA Societe Generale Acceptance N.V. -HSI R Bull CBBC Jul10X	2010/05/07	2010/05/10
61758	SGA Societe Generale Acceptance N.V. -HSI R Bull CBBC Sep10N	2010/05/07	2010/05/10
61757	SGA Societe Generale Acceptance N.V. -HSI R Bull CBBC Sep10Y	2010/05/07	2010/05/10
61357	SGA Societe Generale Acceptance N.V.-HSBC R Bull CBBC Jul10E	2010/05/07	2010/05/10
61190	SGA Societe Generale Acceptance N.V.-TCH R Bull CBBC Jul10J	2010/05/07	2010/05/10
69647	UBS AG - China Mobile R Bear CBBC May 2010 D	2010/05/07	2010/05/11
69178	UBS AG - China Tel R Bull CBBC May 2010 A	2010/05/07	2010/05/11
61129	UBS AG - HSBC R Bull CBBC Aug 2010 A	2010/05/07	2010/05/10
61762	UBS AG - HSI R Bull CBBC Aug 2010 R	2010/05/07	2010/05/10
60535	UBS AG - HSI R Bull CBBC Jul 2010 H	2010/05/07	2010/05/10
60685	UBS AG - HSI R Bull CBBC Jun 2010 Q	2010/05/07	2010/05/10
60711	UBS AG - HSI R Bull CBBC Oct 2010 K	2010/05/07	2010/05/10
61301	UBS AG - TCH R Bull CBBC Aug 2010 C	2010/05/07	2010/05/10
60996	UBS AG - TCH R Bull CBBC Jul 2010 D	2010/05/07	2010/05/10
60339	KBC Fin Products Int'l Ltd. - HKEx R Bear CBBC May 2010 E	2010/05/10	2010/05/12
61765	SGA Societe Generale Acceptance N.V. -HSI R Bull CBBC Sep10M	2010/05/10	2010/05/11
61553	SGA Societe Generale Acceptance N.V.-CMob R Bull CBBC Aug10B	2010/05/10	2010/05/11
61766	UBS AG - HSI R Bull CBBC Sep 2010 I	2010/05/10	2010/05/11
61786	Deutsche Bank AG - HSI R Bull CBBC Oct 2010 T	2010/05/11	2010/05/12
68965	HK Bank - HKEx R Bear CBBC May 2010 B	2010/05/11	2010/05/13
60547	RB of Scotland N.V. - Jiangxi Copper R Bull CBBC May 2010 D	2010/05/11	2010/05/13
69070	SGA Societe Generale Acceptance N.V.-CP&CC R Bear CBBC May10C	2010/05/11	2010/05/13
69071	SGA Societe Generale Acceptance N.V.-CP&CC R Bear CBBC May10D	2010/05/11	2010/05/13
69065	SGA Societe Generale Acceptance N.V.-CP&CC R Bull CBBC May10A	2010/05/11	2010/05/13
61794	UBS AG - A50 China R Bull CBBC Nov 2010 B	2010/05/11	2010/05/12
61795	UBS AG - HSI R Bull CBBC Oct 2010 Q	2010/05/11	2010/05/12
61813	Credit Suisse AG - HSI R Bull CBBC Sep 2010 R	2010/05/12	2010/05/13
61817	Deutsche Bank AG - HSI R Bull CBBC Nov 2010 H	2010/05/12	2010/05/13
61818	Deutsche Bank AG - HSI R Bull CBBC Nov 2010 I	2010/05/12	2010/05/13
61848	Deutsche Bank AG - HSI R Bull CBBC Oct 2010 W	2010/05/12	2010/05/13
61803	Deutsche Bank AG - TCH R Bull CBBC Oct 2010 A	2010/05/12	2010/05/13
61776	HK Bank - BYD Company R Bull CBBC Oct 2010 A	2010/05/12	2010/05/13
61828	KBC Fin Products Int'l Ltd. - HSI R Bull CBBC Sep 2010 R	2010/05/12	2010/05/13
61829	UBS AG - HSI R Bull CBBC Aug 2010 C	2010/05/12	2010/05/13
61811	UBS AG - HSI R Bull CBBC Aug 2010 M	2010/05/12	2010/05/13
61812	UBS AG - HSI R Bull CBBC Nov 2010 T	2010/05/12	2010/05/13
61941	CC Rabobank B.A. - A50 China R Bear CBBC Sep 2010 I	2010/05/13	2010/05/14
61942	CC Rabobank B.A. - HSI R Bear CBBC Sep 2010 D	2010/05/13	2010/05/14
61849	CC Rabobank B.A. - HSI R Bear CBBC Sep 2010 W	2010/05/13	2010/05/14
61914	Credit Suisse AG - A50 China R Bear CBBC Sep 2010 D	2010/05/13	2010/05/14
61821	Credit Suisse AG - HSI R Bear CBBC Aug 2010 D	2010/05/13	2010/05/14
61906	Credit Suisse AG - HSI R Bear CBBC Aug 2010 J	2010/05/13	2010/05/14
61913	Credit Suisse AG - HSI R Bear CBBC Aug 2010 L	2010/05/13	2010/05/14
61871	Credit Suisse AG - HSI R Bull CBBC Sep 2010 S	2010/05/13	2010/05/14
61819	Deutsche Bank AG - HSI R Bear CBBC Oct 2010 V	2010/05/13	2010/05/14
61872	Deutsche Bank AG - HSI R Bear CBBC Sep 2010 P	2010/05/13	2010/05/14
61840	KBC Fin Products Int'l Ltd. - HSI R Bear CBBC Sep 2010 S	2010/05/13	2010/05/14
61927	RB of Scotland N.V. - COVS R Bear CBBC Aug 2010 J	2010/05/13	2010/05/14
60192	RB of Scotland N.V. - TCH R Bull CBBC May 2010 A	2010/05/13	2010/05/17
61825	SGA Societe Generale Acceptance N.V. -HSI R Bear CBBC Sep10K	2010/05/13	2010/05/14
61824	SGA Societe Generale Acceptance N.V. -HSI R Bear CBBC Sep10L	2010/05/13	2010/05/14
61864	UBS AG - BYD Company R Bull CBBC Oct 2010 B	2010/05/13	2010/05/14
61841	UBS AG - HSI R Bear CBBC Aug 2010 P	2010/05/13	2010/05/14
61929	UBS AG - HSI R Bear CBBC Nov 2010 V	2010/05/13	2010/05/14
61842	UBS AG - HSI R Bear CBBC Sep 2010 Y	2010/05/13	2010/05/14
62008	BNP Paribas Arbit Issu B.V. - HSI R Bear CBBC Dec 2010 B	2010/05/14	2010/05/17
62006	BNP Paribas Arbit Issu B.V. - HSI R Bear CBBC Nov 2010 D	2010/05/14	2010/05/17
62004	CC Rabobank B.A. - HSI R Bear CBBC Oct 2010 B	2010/05/14	2010/05/17
61960	Credit Suisse AG - HSI R Bear CBBC Aug 2010 M	2010/05/14	2010/05/17
61968	Credit Suisse AG - HSI R Bear CBBC Aug 2010 N	2010/05/14	2010/05/17
68648	Deutsche Bank AG - China Life R Bear CBBC May 2010 D	2010/05/14	2010/05/18
69126	Deutsche Bank AG - China Life R Bear CBBC May 2010 K	2010/05/14	2010/05/18
61987	Deutsche Bank AG - HSI R Bear CBBC Nov 2010 L	2010/05/14	2010/05/17
61986	Deutsche Bank AG - HSI R Bear CBBC Sep 2010 S	2010/05/14	2010/05/17

## List of expired CBBC, 2010 (continued)

Code	CBBC	Last trading date	Delisted date
61870	Deutsche Bank AG - HSI R Bull CBBC Nov 2010 K	2010/05/14	2010/05/17
61978	HK Bank - A50 R Bear CBBC Oct 2010 D	2010/05/14	2010/05/17
61979	HK Bank - HSI R Bear CBBC Oct 2010 I	2010/05/14	2010/05/17
60340	KBC Fin Products Int'l Ltd. - HKEx R Bear CBBC May 2010 F	2010/05/14	2010/05/18
62002	KBC Fin Products Int'l Ltd. - HSI R Bear CBBC Sep 2010 U	2010/05/14	2010/05/17
61984	SGA Societe Generale Acceptance N.V. -HSI R Bear CBBC Aug10B	2010/05/14	2010/05/17
61983	SGA Societe Generale Acceptance N.V. -HSI R Bear CBBC Aug10C	2010/05/14	2010/05/17
61944	SGA Societe Generale Acceptance N.V. -HSI R Bear CBBC Aug10Q	2010/05/14	2010/05/17
61943	SGA Societe Generale Acceptance N.V. -HSI R Bear CBBC Aug10S	2010/05/14	2010/05/17
69657	UBS AG - A50 China R Bear CBBC May 2010 B	2010/05/14	2010/05/18
69753	UBS AG - A50 China R Bear CBBC May 2010 D	2010/05/14	2010/05/18
61998	UBS AG - A50 China R Bear CBBC Nov 2010 C	2010/05/14	2010/05/17
69645	UBS AG - China Life R Bear CBBC May 2010 Q	2010/05/14	2010/05/18
69646	UBS AG - China Life R Bear CBBC May 2010 R	2010/05/14	2010/05/18
61910	UBS AG - China Mobile R Bull CBBC Nov 2010 B	2010/05/14	2010/05/17
69655	UBS AG - HKEx R Bear CBBC May 2010 M	2010/05/14	2010/05/18
69656	UBS AG - HKEx R Bear CBBC May 2010 N	2010/05/14	2010/05/18
69818	UBS AG - HKEx R Bear CBBC May 2010 S	2010/05/14	2010/05/18
60002	UBS AG - HKEx R Bear CBBC May 2010 V	2010/05/14	2010/05/18
62000	UBS AG - HSI R Bear CBBC Nov 2010 X	2010/05/14	2010/05/17
61999	UBS AG - HSI R Bear CBBC Sep 2010 M	2010/05/14	2010/05/17
61869	UBS AG - HSI R Bull CBBC Sep 2010 J	2010/05/14	2010/05/17
60880	Barclays Bank plc - HSI R Bull CBBC Sep 2010 A	2010/05/17	2010/05/18
60727	BNP Paribas Arbit Issu B.V. - HSI R Bull CBBC Jul 2010 I	2010/05/17	2010/05/18
60914	BOCI Asia Ltd. - HSI R Bull CBBC Jun 2010 A	2010/05/17	2010/05/18
61936	CC Rabobank B.A. - A50 China R Bull CBBC Sep 2010 H	2010/05/17	2010/05/18
61070	CC Rabobank B.A. - HSI R Bull CBBC Aug 2010 S	2010/05/17	2010/05/18
62003	CC Rabobank B.A. - HSI R Bull CBBC Oct 2010 A	2010/05/17	2010/05/18
62028	CC Rabobank B.A. - HSI R Bull CBBC Oct 2010 C	2010/05/17	2010/05/18
62029	CC Rabobank B.A. - HSI R Bull CBBC Oct 2010 D	2010/05/17	2010/05/18
61937	CC Rabobank B.A. - HSI R Bull CBBC Sep 2010 B	2010/05/17	2010/05/18
61814	Credit Suisse AG - HSI R Bull CBBC Oct 2010 J	2010/05/17	2010/05/18
61902	Credit Suisse AG - HSI R Bull CBBC Sep 2010 T	2010/05/17	2010/05/18
61961	Credit Suisse AG - HSI R Bull CBBC Sep 2010 U	2010/05/17	2010/05/18
62018	Credit Suisse AG - HSI R Bull CBBC Sep 2010 V	2010/05/17	2010/05/18
62019	Credit Suisse AG - HSI R Bull CBBC Sep 2010 W	2010/05/17	2010/05/18
60618	Deutsche Bank AG - HSI R Bull CBBC Jun 2010 J	2010/05/17	2010/05/18
61985	Deutsche Bank AG - HSI R Bull CBBC Oct 2010 X	2010/05/17	2010/05/18
62027	Deutsche Bank AG - HSI R Bull CBBC Sep 2010 H	2010/05/17	2010/05/18
61774	Deutsche Bank AG - HSI R Bull CBBC Sep 2010 L	2010/05/17	2010/05/18
61915	Deutsche Bank AG - HSI R Bull CBBC Sep 2010 M	2010/05/17	2010/05/18
61957	Deutsche Bank AG - HSI R Bull CBBC Sep 2010 R	2010/05/17	2010/05/18
60717	Goldman Sachs SP (Asia) - HSI R Bull CBBC Jul 2010 K	2010/05/17	2010/05/18
60174	KBC Fin Products Int'l Ltd. - A50 China R Bear CBBC May 10B	2010/05/17	2010/05/19
60674	KBC Fin Products Int'l Ltd. - CP&CC R Bull CBBC May 2010 C	2010/05/17	2010/05/19
61014	KBC Fin Products Int'l Ltd. - HSI R Bull CBBC Aug 2010 K	2010/05/17	2010/05/18
61908	KBC Fin Products Int'l Ltd. - HSI R Bull CBBC Oct 2010 O	2010/05/17	2010/05/18
61932	KBC Fin Products Int'l Ltd. - HSI R Bull CBBC Oct 2010 P	2010/05/17	2010/05/18
61931	KBC Fin Products Int'l Ltd. - HSI R Bull CBBC Sep 2010 T	2010/05/17	2010/05/18
60397	KBC Fin Products Int'l Ltd. - SHK Ppt R Bull CBBC May 2010 C	2010/05/17	2010/05/19
69969	KBC Fin Products Int'l Ltd. - TCH R Bear CBBC May 2010 C	2010/05/17	2010/05/19
61909	Macquarie Bank Ltd. - HSI R Bull CBBC Oct 2010 A	2010/05/17	2010/05/18
61104	RB of Scotland N.V. - BYD Company R Bull CBBC Jul 2010 B	2010/05/17	2010/05/18
60325	RB of Scotland N.V. - China Shenhua R Bull CBBC Jun 2010 A	2010/05/17	2010/05/18
61893	RB of Scotland N.V. - HSBC R Bull CBBC Oct 2010 B	2010/05/17	2010/05/18
60791	RB of Scotland N.V. - HSI R Bull CBBC Jun 2010 Y	2010/05/17	2010/05/18
61167	RB of Scotland N.V. - HSI R Bull CBBC Oct 2010 A	2010/05/17	2010/05/18
60144	RB of Scotland N.V. - Sinopec Corp R Bull CBBC May 2010 A	2010/05/17	2010/05/19
60546	RB of Scotland N.V. - Sinopec Corp R Bull CBBC May 2010 C	2010/05/17	2010/05/19
61981	SGA Societe Generale Acceptance N.V. -HSI R Bull CBBC Aug10D	2010/05/17	2010/05/18
61933	SGA Societe Generale Acceptance N.V. -HSI R Bull CBBC Aug10R	2010/05/17	2010/05/18
61982	SGA Societe Generale Acceptance N.V. -HSI R Bull CBBC Aug10T	2010/05/17	2010/05/18
61939	SGA Societe Generale Acceptance N.V. -HSI R Bull CBBC Aug10U	2010/05/17	2010/05/18
61938	SGA Societe Generale Acceptance N.V. -HSI R Bull CBBC Aug10Y	2010/05/17	2010/05/18
60613	SGA Societe Generale Acceptance N.V. -HSI R Bull CBBC Jul10N	2010/05/17	2010/05/18
61239	UBS AG - BankComm R Bull CBBC Jul 2010 A	2010/05/17	2010/05/18
61128	UBS AG - BYD Company R Bull CBBC Aug 2010 A	2010/05/17	2010/05/18
62021	UBS AG - China Life R Bull CBBC Oct 2010 I	2010/05/17	2010/05/18
60099	UBS AG - China Shenhua R Bull CBBC May 2010 F	2010/05/17	2010/05/18
60610	UBS AG - HSI R Bull CBBC Aug 2010 D	2010/05/17	2010/05/18
61958	UBS AG - HSI R Bull CBBC Aug 2010 I	2010/05/17	2010/05/18
61911	UBS AG - HSI R Bull CBBC Nov 2010 U	2010/05/17	2010/05/18
62026	UBS AG - HSI R Bull CBBC Oct 2010 K	2010/05/17	2010/05/18
61959	UBS AG - HSI R Bull CBBC Oct 2010 Y	2010/05/17	2010/05/18
62025	UBS AG - HSI R Bull CBBC Sep 2010 U	2010/05/17	2010/05/18
62038	Credit Suisse AG - HSI R Bull CBBC Sep 2010 X	2010/05/18	2010/05/19
62034	Deutsche Bank AG - HSI R Bull CBBC Oct 2010 Z	2010/05/18	2010/05/19
60366	KBC Fin Products Int'l Ltd. - Geely Auto R Bull CBBC Jun10A	2010/05/18	2010/05/19
61209	KBC Fin Products Int'l Ltd. - Petrochina R Bull CBBC Aug10A	2010/05/18	2010/05/19
69279	RB of Scotland N.V. - CC Bank R Bear CBBC May 2010 C	2010/05/18	2010/05/20
69274	RB of Scotland N.V. - CC Bank R Bull CBBC May 2010 A	2010/05/18	2010/05/20
60179	RB of Scotland N.V. - COVS R Bull CBBC May 2010 A	2010/05/18	2010/05/20
60191	RB of Scotland N.V. - COVS R Bull CBBC May 2010 B	2010/05/18	2010/05/20
69588	SGA Societe Generale Acceptance N.V. - HWL R Bull CBBC Jun10A	2010/05/18	2010/05/19
62020	UBS AG - Cheung Kong R Bull CBBC Dec 2010 A	2010/05/18	2010/05/19
69332	UBS AG - Cheung Kong R Bull CBBC Jun 2010 B	2010/05/18	2010/05/19
62033	UBS AG - HSI R Bull CBBC Jan 2011 A	2010/05/18	2010/05/19

## List of expired CBBC, 2010 (continued)

Code	CBBC	Last trading date	Delisted date
62032	UBS AG - HSI R Bull CBBC Nov 2010 Z	2010/05/18	2010/05/19
62030	UBS AG - HSI R Bull CBBC Sep 2010 Q	2010/05/18	2010/05/19
60138	Credit Suisse AG - HKEx R Bull CBBC Jul 2010 A	2010/05/19	2010/05/20
62057	Credit Suisse AG - HSI R Bull CBBC Sep 2010 Y	2010/05/19	2010/05/20
60331	RB of Scotland N.V. - A50 China R Bear CBBC May 2010 B	2010/05/19	2010/05/24
60323	RB of Scotland N.V. - BOCL R Bull CBBC May 2010 A	2010/05/19	2010/05/24
60324	RB of Scotland N.V. - CCHC R Bull CBBC Jun 2010 A	2010/05/19	2010/05/20
61882	RB of Scotland N.V. - CCHC R Bull CBBC Oct 2010 A	2010/05/19	2010/05/20
69633	UBS AG - CCHC R Bull CBBC Jul 2010 B	2010/05/19	2010/05/20
62062	UBS AG - HSBC R Bull CBBC Oct 2010 C	2010/05/19	2010/05/20
61184	UBS AG - ICBC R Bull CBBC Jul 2010 C	2010/05/19	2010/05/20
69974	Barclays Bank plc - HSI R Bull CBBC Jul 2010 A	2010/05/20	2010/05/24
61947	Barclays Bank plc - HSI R Bull CBBC Nov 2010 G	2010/05/20	2010/05/24
61948	Barclays Bank plc - HSI R Bull CBBC Nov 2010 H	2010/05/20	2010/05/24
60908	BNP Paribas Arbit Issu B.V. - HSI R Bull CBBC Aug 2010 G	2010/05/20	2010/05/24
62023	BNP Paribas Arbit Issu B.V. - HSI R Bull CBBC May 2010 J	2010/05/20	2010/05/24
60220	CC Rabobank B.A. - HSI R Bull CBBC Jul 2010 Q	2010/05/20	2010/05/24
67889	Credit Suisse - China Life R Bear CBBC May 2010 A	2010/05/20	2010/05/25
68246	Credit Suisse - HKEx R Bull CBBC May 2010 B	2010/05/20	2010/05/25
62078	Credit Suisse AG - A50 China R Bull CBBC Sep 2010 E	2010/05/20	2010/05/24
68320	Credit Suisse AG - China Life R Bear CBBC May 2010 C	2010/05/20	2010/05/25
68456	Credit Suisse AG - China Life R Bear CBBC May 2010 D	2010/05/20	2010/05/25
69025	Credit Suisse AG - China Life R Bear CBBC May 2010 I	2010/05/20	2010/05/25
69811	Credit Suisse AG - China Life R Bear CBBC May 2010 L	2010/05/20	2010/05/25
61087	Credit Suisse AG - China Life R Bull CBBC Aug 2010 A	2010/05/20	2010/05/24
60800	Credit Suisse AG - HSI R Bull CBBC Aug 2010 F	2010/05/20	2010/05/24
60617	Credit Suisse AG - HSI R Bull CBBC Jul 2010 L	2010/05/20	2010/05/24
69293	Credit Suisse AG - HSI R Bull CBBC May 2010 P	2010/05/20	2010/05/24
61654	Credit Suisse AG - HSI R Bull CBBC Oct 2010 F	2010/05/20	2010/05/24
61715	Credit Suisse AG - HSI R Bull CBBC Oct 2010 H	2010/05/20	2010/05/24
62077	Credit Suisse AG - HSI R Bull CBBC Sep 2010 Z	2010/05/20	2010/05/24
62070	Deutsche Bank AG - A50 China R Bull CBBC Oct 2010 B	2010/05/20	2010/05/24
60732	Deutsche Bank AG - China Life R Bull CBBC Jul 2010 I	2010/05/20	2010/05/24
60187	Deutsche Bank AG - HSI R Bull CBBC Jul 2010 J	2010/05/20	2010/05/24
60668	Deutsche Bank AG - HSI R Bull CBBC Jul 2010 V	2010/05/20	2010/05/24
60017	Deutsche Bank AG - HSI R Bull CBBC May 2010 Y	2010/05/20	2010/05/24
61141	Deutsche Bank AG - HSI R Bull CBBC Oct 2010 C	2010/05/20	2010/05/24
62069	Deutsche Bank AG - HSI R Bull CBBC Oct 2010 G	2010/05/20	2010/05/24
61775	Deutsche Bank AG - HSI R Bull CBBC Oct 2010 S	2010/05/20	2010/05/24
60507	Deutsche Bank AG - Petrochina R Bull CBBC Jul 2010 D	2010/05/20	2010/05/24
60855	Goldman Sachs SP (Asia) - HSI R Bull CBBC Jul 2010 Q	2010/05/20	2010/05/24
66044	HK Bank - HSI R Bull CBBC Jun 2010 D	2010/05/20	2010/05/24
61805	HK Bank - HSI R Bull CBBC Oct 2010 F	2010/05/20	2010/05/24
62039	KBC Fin Products Int'l Ltd. - A50 China R Bull CBBC Sep 10D	2010/05/20	2010/05/24
68418	KBC Fin Products Int'l Ltd. - HSI R Bull CBBC Jul 2010 A	2010/05/20	2010/05/24
61006	KBC Fin Products Int'l Ltd. - HSI R Bull CBBC Jun 2010 V	2010/05/20	2010/05/24
60699	KBC Fin Products Int'l Ltd. - HSI R Bull CBBC May 2010 U	2010/05/20	2010/05/24
60524	Macquarie Bank Ltd. - HSI R Bull CBBC Jun 2010 B	2010/05/20	2010/05/24
60865	Merrill Lynch Int'l & Co. C.V. - HSI R Bull CBBC Sep 2010 E	2010/05/20	2010/05/24
61103	RB of Scotland N.V. - BYD Company R Bull CBBC Jul 2010 A	2010/05/20	2010/05/24
69368	RB of Scotland N.V. - HSI R Bull CBBC Jun 2010 G	2010/05/20	2010/05/24
61920	RB of Scotland N.V. - HSI R Bull CBBC Oct 2010 H	2010/05/20	2010/05/24
61897	RB of Scotland N.V. - Jiangxi Copper R Bull CBBC Sep 2010 B	2010/05/20	2010/05/24
61166	RB of Scotland N.V. - Nikkei 225 R Bull CBBC Sep 2010 A	2010/05/20	2010/05/24
69319	SGA Societe Generale Acceptance N.V. - HSI R Bull CBBC Jul10D	2010/05/20	2010/05/24
69320	SGA Societe Generale Acceptance N.V. - HSI R Bull CBBC Jul10E	2010/05/20	2010/05/24
60700	SGA Societe Generale Acceptance N.V. - HSI R Bull CBBC Jul10F	2010/05/20	2010/05/24
66958	SGA Societe Generale Acceptance N.V. - HSI R Bull CBBC May10E	2010/05/20	2010/05/24
69314	SGA Societe Generale Acceptance N.V. - CCHC R Bull CBBC Jul10A	2010/05/20	2010/05/24
60406	SGA Societe Generale Acceptance N.V. - HKEx R Bull CBBC Jul10A	2010/05/20	2010/05/24
60767	SGA Societe Generale Acceptance N.V. - CLife R Bull CBBC Jul10E	2010/05/20	2010/05/24
60899	SGA Societe Generale Acceptance NV - HSCEI R Bull CBBC Jul10E	2010/05/20	2010/05/24
62074	UBS AG - A50 China R Bull CBBC Nov 2010 D	2010/05/20	2010/05/24
61863	UBS AG - BYD Company R Bull CBBC Oct 2010 A	2010/05/20	2010/05/24
69642	UBS AG - CC Bank R Bear CBBC May 2010 E	2010/05/20	2010/05/25
60242	UBS AG - China Life R Bull CBBC May 2010 Z	2010/05/20	2010/05/25
69707	UBS AG - HKEx R Bear CBBC May 2010 Q	2010/05/20	2010/05/25
69207	UBS AG - HKEx R Bull CBBC Jun 2010 B	2010/05/20	2010/05/24
61792	UBS AG - HKEx R Bull CBBC Nov 2010 B	2010/05/20	2010/05/24
60786	UBS AG - HSCEI R Bull CBBC Jun 2010 K	2010/05/20	2010/05/24
62035	UBS AG - HSCEI R Bull CBBC Nov 2010 B	2010/05/20	2010/05/24
61632	UBS AG - HSI R Bull CBBC Dec 2010 G	2010/05/20	2010/05/24
60042	UBS AG - HSI R Bull CBBC Jul 2010 W	2010/05/20	2010/05/24
65831	UBS AG - HSI R Bull CBBC May 2010 H	2010/05/20	2010/05/24
60614	UBS AG - HSI R Bull CBBC May 2010 Q	2010/05/20	2010/05/24
61046	UBS AG - HSI R Bull CBBC Oct 2010 O	2010/05/20	2010/05/24
61631	UBS AG - HSI R Bull CBBC Oct 2010 W	2010/05/20	2010/05/24
60670	UBS AG - HSI R Bull CBBC Sep 2010 N	2010/05/20	2010/05/24
69558	UBS AG - Hutchison R Bull CBBC Jun 2010 C	2010/05/20	2010/05/24
62023	UBS AG - Hutchison R Bull CBBC Nov 2010 B	2010/05/20	2010/05/24
61240	UBS AG - Ping An R Bull CBBC Jul 2010 A	2010/05/20	2010/05/24
62073	UBS AG - TCH R Bull CBBC Nov 2010 D	2010/05/20	2010/05/24
61992	UBS AG - TCH R Bull CBBC Oct 2010 C	2010/05/20	2010/05/24
62082	Deutsche Bank AG - HSI R Bull CBBC Nov 2010 O	2010/05/24	2010/05/25
62091	Deutsche Bank AG - HSI R Bull CBBC Sep 2010 Z	2010/05/24	2010/05/25
61005	Deutsche Bank AG - TCH R Bull CBBC Jul 2010 D	2010/05/24	2010/05/25
61928	RB of Scotland N.V. - COVS R Bear CBBC Aug 2010 K	2010/05/24	2010/05/25

## List of expired CBBC, 2010 (continued)

Code	CBBC	Last trading date	Delisted date
62080	SGA Societe Generale Acceptance N.V. -HSI R Bull CBBC Aug10A	2010/05/24	2010/05/25
62081	SGA Societe Generale Acceptance N.V. -HSI R Bull CBBC Aug10Z	2010/05/24	2010/05/25
62079	SGA Societe Generale Acceptance N.V. -HSI R Bull CBBC Sep10Q	2010/05/24	2010/05/25
61149	SGA Societe Generale Acceptance N.V.-TCH R Bull CBBC Jul10I	2010/05/24	2010/05/25
62066	UBS AG - COVS R Bear CBBC Nov 2010 B	2010/05/24	2010/05/25
62063	UBS AG - HSBC R Bull CBBC Nov 2010 C	2010/05/24	2010/05/25
62084	UBS AG - HSI R Bull CBBC Aug 2010 M	2010/05/24	2010/05/25
60986	Barclays Bank plc - HSI R Bull CBBC Aug 2010 A	2010/05/25	2010/05/26
61945	Barclays Bank plc - HSI R Bull CBBC Aug 2010 F	2010/05/25	2010/05/26
61946	Barclays Bank plc - HSI R Bull CBBC Nov 2010 F	2010/05/25	2010/05/26
60656	BNP Paribas Arbit Issu B.V. - HSI R Bull CBBC Aug 2010 B	2010/05/25	2010/05/26
60653	BNP Paribas Arbit Issu B.V. - HSI R Bull CBBC Jul 2010 G	2010/05/25	2010/05/26
61275	BOCI Asia Ltd. - HSI R Bull CBBC Jul 2010 A	2010/05/25	2010/05/26
60219	CC Rabobank B.A. - HSI R Bull CBBC Jul 2010 P	2010/05/25	2010/05/26
60433	CC Rabobank B.A. - HSI R Bull CBBC Jul 2010 U	2010/05/25	2010/05/26
62125	CC Rabobank B.A. - HSI R Bull CBBC Oct 2010 G	2010/05/25	2010/05/26
69265	Credit Suisse AG - HKEx R Bull CBBC Jun 2010 A	2010/05/25	2010/05/26
60140	Credit Suisse AG - HSBC R Bull CBBC Jul 2010 A	2010/05/25	2010/05/26
69298	Credit Suisse AG - HSI R Bull CBBC Jul 2010 E	2010/05/25	2010/05/26
69296	Credit Suisse AG - HSI R Bull CBBC Jun 2010 M	2010/05/25	2010/05/26
61816	Credit Suisse AG - HSI R Bull CBBC Nov 2010 I	2010/05/25	2010/05/26
62099	Credit Suisse AG - HSI R Bull CBBC Sep 2010 D	2010/05/25	2010/05/26
62100	Credit Suisse AG - HSI R Bull CBBC Sep 2010 G	2010/05/25	2010/05/26
61048	Deutsche Bank AG - CNOOC R Bull CBBC Jul 2010 C	2010/05/25	2010/05/26
60213	Deutsche Bank AG - HSBC R Bull CBBC Jul 2010 C	2010/05/25	2010/05/26
60819	Deutsche Bank AG - HSI R Bull CBBC Aug 2010 I	2010/05/25	2010/05/26
60468	Deutsche Bank AG - HSI R Bull CBBC Jul 2010 L	2010/05/25	2010/05/26
60019	Deutsche Bank AG - HSI R Bull CBBC Jun 2010 E	2010/05/25	2010/05/26
62123	Deutsche Bank AG - HSI R Bull CBBC Nov 2010 S	2010/05/25	2010/05/26
61033	Deutsche Bank AG - HSI R Bull CBBC Oct 2010 D	2010/05/25	2010/05/26
62098	Deutsche Bank AG - HSI R Bull CBBC Oct 2010 H	2010/05/25	2010/05/26
61773	Deutsche Bank AG - HSI R Bull CBBC Sep 2010 N	2010/05/25	2010/05/26
62097	Deutsche Bank AG - HSI R Bull CBBC Sep 2010 X	2010/05/25	2010/05/26
60461	Goldman Sachs SP (Asia) - HSI R Bull CBBC Aug 2010 D	2010/05/25	2010/05/26
60462	Goldman Sachs SP (Asia) - HSI R Bull CBBC Aug 2010 E	2010/05/25	2010/05/26
68967	HK Bank - A50 R Bear CBBC May 2010 B	2010/05/25	2010/05/27
61270	HK Bank - China Shenhua R Bull CBBC Aug 2010 A	2010/05/25	2010/05/26
60536	HK Bank - HSI R Bull CBBC Jun 2010 R	2010/05/25	2010/05/26
61533	KBC Fin Products Int'l Ltd. - Ch Mobile R Bull CBBC Oct 10B	2010/05/25	2010/05/26
60338	KBC Fin Products Int'l Ltd. - HKEx R Bull CBBC Jun 2010 B	2010/05/25	2010/05/26
60693	KBC Fin Products Int'l Ltd. - HSBC R Bull CBBC Jul 2010 B	2010/05/25	2010/05/26
68421	KBC Fin Products Int'l Ltd. - HSI R Bull CBBC Aug 2010 D	2010/05/25	2010/05/26
61013	KBC Fin Products Int'l Ltd. - HSI R Bull CBBC Aug 2010 J	2010/05/25	2010/05/26
62119	KBC Fin Products Int'l Ltd. - HSI R Bull CBBC Oct 2010 R	2010/05/25	2010/05/26
60469	Macquarie Bank Ltd. - HSI R Bull CBBC Jun 2010 A	2010/05/25	2010/05/26
60864	Merrill Lynch Int'l & Co. C.V. - HSI R Bull CBBC Sep 2010 D	2010/05/25	2010/05/26
69462	RB of Scotland N.V. - Ch Life R Bear CBBC May 2010 C	2010/05/25	2010/05/27
69463	RB of Scotland N.V. - Ch Life R Bear CBBC May 2010 D	2010/05/25	2010/05/27
69464	RB of Scotland N.V. - Ch Life R Bear CBBC May 2010 E	2010/05/25	2010/05/27
69465	RB of Scotland N.V. - Ch Life R Bear CBBC May 2010 F	2010/05/25	2010/05/27
69466	RB of Scotland N.V. - Ch Life R Bear CBBC May 2010 G	2010/05/25	2010/05/27
69467	RB of Scotland N.V. - Ch Life R Bear CBBC May 2010 H	2010/05/25	2010/05/27
60205	RB of Scotland N.V. - Ch Life R Bull CBBC May 2010 I	2010/05/25	2010/05/27
60857	RB of Scotland N.V. - Cheung Kong R Bull CBBC Jun 2010 A	2010/05/25	2010/05/26
61168	RB of Scotland N.V. - CNOOC R Bull CBBC Jul 2010 A	2010/05/25	2010/05/26
69476	RB of Scotland N.V. - HKEx R Bear CBBC May 2010 F	2010/05/25	2010/05/27
69477	RB of Scotland N.V. - HKEx R Bear CBBC May 2010 G	2010/05/25	2010/05/27
60193	RB of Scotland N.V. - HKEx R Bear CBBC May 2010 H	2010/05/25	2010/05/27
60194	RB of Scotland N.V. - HKEx R Bear CBBC May 2010 I	2010/05/25	2010/05/27
61890	RB of Scotland N.V. - HKEx R Bull CBBC Oct 2010 A	2010/05/25	2010/05/26
69512	RB of Scotland N.V. - HSCEI R Bull CBBC May 2010 D	2010/05/25	2010/05/26
61875	RB of Scotland N.V. - HSCEI R Bull CBBC Sep 2010 D	2010/05/25	2010/05/26
69367	RB of Scotland N.V. - HSI R Bull CBBC Jun 2010 F	2010/05/25	2010/05/26
61919	RB of Scotland N.V. - HSI R Bull CBBC Oct 2010 G	2010/05/25	2010/05/26
61796	RB of Scotland N.V. - HSI R Bull CBBC Sep 2010 G	2010/05/25	2010/05/26
69087	RB of Scotland N.V. - Nikkei 225 R Bull CBBC Jun 2010 B	2010/05/25	2010/05/26
61105	RB of Scotland N.V. - TCH R Bull CBBC Jun 2010 H	2010/05/25	2010/05/26
69072	SGA Societe Generale Acceptance N.V. -A50 R Bear CBBC May10C	2010/05/25	2010/05/27
69073	SGA Societe Generale Acceptance N.V. -A50 R Bear CBBC May10D	2010/05/25	2010/05/27
69323	SGA Societe Generale Acceptance N.V. -A50 R Bear CBBC May10E	2010/05/25	2010/05/27
61552	SGA Societe Generale Acceptance N.V. -CCB R Bull CBBC Aug10A	2010/05/25	2010/05/26
69316	SGA Societe Generale Acceptance N.V. -HSI R Bull CBBC Jul10A	2010/05/25	2010/05/26
69317	SGA Societe Generale Acceptance N.V. -HSI R Bull CBBC Jul10B	2010/05/25	2010/05/26
69318	SGA Societe Generale Acceptance N.V. -HSI R Bull CBBC Jul10C	2010/05/25	2010/05/26
61138	SGA Societe Generale Acceptance N.V. -CMob R Bull CBBC Jun10E	2010/05/25	2010/05/26
69721	SGA Societe Generale Acceptance N.V. -HKEx R Bear CBBC May10F	2010/05/25	2010/05/27
60702	SGA Societe Generale Acceptance N.V. -HSBC R Bull CBBC Jul10B	2010/05/25	2010/05/26
69405	UBS AG - CCHC R Bull CBBC Jul 2010 A	2010/05/25	2010/05/26
60611	UBS AG - China Life R Bull CBBC Jun 2010 E	2010/05/25	2010/05/26
61788	UBS AG - China Life R Bull CBBC Nov 2010 C	2010/05/25	2010/05/26
61234	UBS AG - China Mobile R Bull CBBC Jul 2010 D	2010/05/25	2010/05/26
62022	UBS AG - China Shenhua R Bull CBBC Dec 2010 A	2010/05/25	2010/05/26
61114	UBS AG - CNOOC R Bull CBBC Jul 2010 A	2010/05/25	2010/05/26
69918	UBS AG - HSCEI R Bull CBBC May 2010 D	2010/05/25	2010/05/26
61755	UBS AG - HSCEI R Bull CBBC Oct 2010 D	2010/05/25	2010/05/26
60044	UBS AG - HSI R Bull CBBC Aug 2010 L	2010/05/25	2010/05/26
60092	UBS AG - HSI R Bull CBBC Aug 2010 N	2010/05/25	2010/05/26

## List of expired CBBC, 2010 (continued)

Code	CBBC	Last trading date	Delisted date
62096	UBS AG - HSI R Bull CBBC Dec 2010 L	2010/05/25	2010/05/26
60040	UBS AG - HSI R Bull CBBC Jul 2010 U	2010/05/25	2010/05/26
60041	UBS AG - HSI R Bull CBBC Jul 2010 V	2010/05/25	2010/05/26
62095	UBS AG - HSI R Bull CBBC Sep 2010 Y	2010/05/25	2010/05/26
60890	UBS AG - SHK Ppt R Bull CBBC Jul 2010 C	2010/05/25	2010/05/26
60787	UBS AG - TCH R Bull CBBC Jun 2010 Z	2010/05/25	2010/05/26
61862	UBS AG - TCH R Bull CBBC Oct 2010 A	2010/05/25	2010/05/26
62147	CC Rabobank B.A. - HSI R Bull CBBC Oct 2010 J	2010/05/26	2010/05/27
62145	Credit Suisse AG - HSI R Bull CBBC Sep 2010 E	2010/05/26	2010/05/27
60333	KBC Fin Products Int'l Ltd. - COVS R Bull CBBC May 2010 A	2010/05/26	2010/05/28
62146	KBC Fin Products Int'l Ltd. - HSI R Bull CBBC Oct 2010 S	2010/05/26	2010/05/27
60696	KBC Fin Products Int'l Ltd. - Petrochina R Bull CBBC Jun10B	2010/05/26	2010/05/27
62131	Macquarie Bank Ltd. - HSI R Bull CBBC Nov 2010 A	2010/05/26	2010/05/27
60395	RB of Scotland N.V. - PetCh R Bull CBBC Jun 2010 A	2010/05/26	2010/05/27
60967	UBS AG - BYD Company R Bull CBBC Jun 2010 C	2010/05/26	2010/05/27
62142	UBS AG - HSI R Bull CBBC Aug 2010 P	2010/05/26	2010/05/27
62143	UBS AG - HSI R Bull CBBC Nov 2010 E	2010/05/26	2010/05/27
60248	UBS AG - Petrochina R Bull CBBC Jun 2010 F	2010/05/26	2010/05/27
68650	BNP Paribas Arbit Issu B.V. - HSCEI R Bear CBBC May 2010 B	2010/05/27	2010/05/31
68539	BNP Paribas Arbit Issu B.V. - HSI R Bear CBBC May 2010 G	2010/05/27	2010/05/31
68540	BNP Paribas Arbit Issu B.V. - HSI R Bear CBBC May 2010 H	2010/05/27	2010/05/31
69663	BNP Paribas Arbit Issu B.V. - HSI R Bear CBBC May 2010 Q	2010/05/27	2010/05/31
69743	BNP Paribas Arbit Issu B.V. - HSI R Bear CBBC May 2010 S	2010/05/27	2010/05/31
69787	BNP Paribas Arbit Issu B.V. - HSI R Bear CBBC May 2010 U	2010/05/27	2010/05/31
69788	BNP Paribas Arbit Issu B.V. - HSI R Bear CBBC May 2010 V	2010/05/27	2010/05/31
69869	BNP Paribas Arbit Issu B.V. - HSI R Bear CBBC May 2010 Z	2010/05/27	2010/05/31
60660	BOCI Asia Ltd. - HSI R Bull CBBC May 2010 C	2010/05/27	2010/05/31
67813	CC Rabobank B.A. - HSI R Bear CBBC May 2010 A	2010/05/27	2010/05/31
67902	CC Rabobank B.A. - HSI R Bear CBBC May 2010 G	2010/05/27	2010/05/31
67903	CC Rabobank B.A. - HSI R Bear CBBC May 2010 H	2010/05/27	2010/05/31
67904	CC Rabobank B.A. - HSI R Bear CBBC May 2010 I	2010/05/27	2010/05/31
67905	CC Rabobank B.A. - HSI R Bear CBBC May 2010 J	2010/05/27	2010/05/31
67906	CC Rabobank B.A. - HSI R Bear CBBC May 2010 K	2010/05/27	2010/05/31
62517	CC Rabobank B.A. - Sinopec Corp R Bull CBBC May 2010 A	2010/05/27	2010/05/31
69673	Credit Suisse AG - HSI R Bear CBBC May 2010 A	2010/05/27	2010/05/31
68530	Credit Suisse AG - HSI R Bear CBBC May 2010 B	2010/05/27	2010/05/31
68641	Credit Suisse AG - HSI R Bear CBBC May 2010 C	2010/05/27	2010/05/31
68642	Credit Suisse AG - HSI R Bear CBBC May 2010 D	2010/05/27	2010/05/31
68751	Credit Suisse AG - HSI R Bear CBBC May 2010 G	2010/05/27	2010/05/31
69726	Credit Suisse AG - HSI R Bear CBBC May 2010 R	2010/05/27	2010/05/31
65977	Deutsche Bank AG - HSI R Bear CBBC May 2010 B	2010/05/27	2010/05/31
67791	Deutsche Bank AG - HSI R Bear CBBC May 2010 G	2010/05/27	2010/05/31
67810	Deutsche Bank AG - HSI R Bear CBBC May 2010 H	2010/05/27	2010/05/31
67860	Deutsche Bank AG - HSI R Bear CBBC May 2010 I	2010/05/27	2010/05/31
68391	Deutsche Bank AG - HSI R Bear CBBC May 2010 P	2010/05/27	2010/05/31
68392	Deutsche Bank AG - HSI R Bear CBBC May 2010 Q	2010/05/27	2010/05/31
69825	Deutsche Bank AG - HSI R Bear CBBC May 2010 S	2010/05/27	2010/05/31
69688	Deutsche Bank AG - HSI R Bear CBBC May 2010 Z	2010/05/27	2010/05/31
66402	Deutsche Bank AG - HSI R Bull CBBC May 2010 C	2010/05/27	2010/05/31
62157	Deutsche Bank AG - HSI R Bull CBBC Oct 2010 D	2010/05/27	2010/05/28
67049	Goldman Sachs SP (Asia) - HSI R Bear CBBC May 2010 F	2010/05/27	2010/05/31
67225	Goldman Sachs SP (Asia) - HSI R Bear CBBC May 2010 I	2010/05/27	2010/05/31
69693	Goldman Sachs SP (Asia) - HSI R Bear CBBC May 2010 S	2010/05/27	2010/05/31
67866	Goldman Sachs SP (Asia) - HSI R Bear CBBC May 2010 U	2010/05/27	2010/05/31
67867	Goldman Sachs SP (Asia) - HSI R Bear CBBC May 2010 V	2010/05/27	2010/05/31
67924	Goldman Sachs SP (Asia) - HSI R Bear CBBC May 2010 X	2010/05/27	2010/05/31
68012	Goldman Sachs SP (Asia) - HSI R Bear CBBC May 2010 Z	2010/05/27	2010/05/31
65674	HK Bank - HSI R Bear CBBC May 2010 B	2010/05/27	2010/05/31
67152	HK Bank - HSI R Bear CBBC May 2010 F	2010/05/27	2010/05/31
67153	HK Bank - HSI R Bear CBBC May 2010 G	2010/05/27	2010/05/31
67154	HK Bank - HSI R Bear CBBC May 2010 H	2010/05/27	2010/05/31
68985	HK Bank - HSI R Bear CBBC May 2010 J	2010/05/27	2010/05/31
60124	HK Bank - Sinopec Corp R Bull CBBC May 2010 A	2010/05/27	2010/05/31
60334	KBC Fin Products Int'l Ltd. - COVS R Bull CBBC May 2010 B	2010/05/27	2010/05/31
68432	KBC Fin Products Int'l Ltd. - HSBC R Bear CBBC May 2010 A	2010/05/27	2010/05/31
67311	KBC Fin Products Int'l Ltd. - HSI R Bear CBBC May 2010 A	2010/05/27	2010/05/31
68468	KBC Fin Products Int'l Ltd. - HSI R Bear CBBC May 2010 E	2010/05/27	2010/05/31
68469	KBC Fin Products Int'l Ltd. - HSI R Bear CBBC May 2010 F	2010/05/27	2010/05/31
68470	KBC Fin Products Int'l Ltd. - HSI R Bear CBBC May 2010 G	2010/05/27	2010/05/31
60051	KBC Fin Products Int'l Ltd. - HSI R Bull CBBC May 2010 H	2010/05/27	2010/05/31
60255	KBC Fin Products Int'l Ltd. - HSI R Bull CBBC May 2010 J	2010/05/27	2010/05/31
60256	KBC Fin Products Int'l Ltd. - HSI R Bull CBBC May 2010 K	2010/05/27	2010/05/31
60257	KBC Fin Products Int'l Ltd. - HSI R Bull CBBC May 2010 L	2010/05/27	2010/05/31
60258	KBC Fin Products Int'l Ltd. - HSI R Bull CBBC May 2010 M	2010/05/27	2010/05/31
67882	Merrill Lynch Int'l & Co. C.V. - HSI R Bear CBBC May 2010 G	2010/05/27	2010/05/31
67883	Merrill Lynch Int'l & Co. C.V. - HSI R Bear CBBC May 2010 H	2010/05/27	2010/05/31
67884	Merrill Lynch Int'l & Co. C.V. - HSI R Bear CBBC May 2010 I	2010/05/27	2010/05/31
69517	RB of Scotland N.V. - HSCEI R Bear CBBC May 2010 F	2010/05/27	2010/05/31
69902	RB of Scotland N.V. - HSCEI R Bear CBBC May 2010 G	2010/05/27	2010/05/31
69508	RB of Scotland N.V. - HSCEI R Bull CBBC May 2010 A	2010/05/27	2010/05/31
69509	RB of Scotland N.V. - HSCEI R Bull CBBC May 2010 B	2010/05/27	2010/05/31
69511	RB of Scotland N.V. - HSCEI R Bull CBBC May 2010 C	2010/05/27	2010/05/31
69900	RB of Scotland N.V. - HSI R Bear CBBC May 2010 E	2010/05/27	2010/05/31
69901	RB of Scotland N.V. - HSI R Bear CBBC May 2010 F	2010/05/27	2010/05/31
67935	SGA Societe Generale Acceptance N.V. -HSI R Bear CBBC May10H	2010/05/27	2010/05/31
67634	SGA Societe Generale Acceptance N.V. -HSI R Bear CBBC May10T	2010/05/27	2010/05/31
67635	SGA Societe Generale Acceptance N.V. -HSI R Bear CBBC May10U	2010/05/27	2010/05/31

## List of expired CBBC, 2010 (continued)

Code	CBBC	Last trading date	Delisted date
67636	SGA Societe Generale Acceptance N.V. -HSI R Bear CBBC May10V	2010/05/27	2010/05/31
67637	SGA Societe Generale Acceptance N.V. -HSI R Bear CBBC May10W	2010/05/27	2010/05/31
67697	SGA Societe Generale Acceptance N.V. -HSI R Bear CBBC May10Z	2010/05/27	2010/05/31
62152	SGA Societe Generale Acceptance N.V. -HSI R Bull CBBC Aug10D	2010/05/27	2010/05/28
62151	SGA Societe Generale Acceptance N.V. -HSI R Bull CBBC Aug10R	2010/05/27	2010/05/28
62150	SGA Societe Generale Acceptance N.V. -HSI R Bull CBBC Aug10T	2010/05/27	2010/05/28
62149	SGA Societe Generale Acceptance N.V. -HSI R Bull CBBC Aug10U	2010/05/27	2010/05/28
66738	SGA Societe Generale Acceptance N.V. -HSI R Bull CBBC May10A	2010/05/27	2010/05/31
66739	SGA Societe Generale Acceptance N.V. -HSI R Bull CBBC May10B	2010/05/27	2010/05/31
69184	UBS AG - HSCEI R Bear CBBC May 2010 B	2010/05/27	2010/05/31
69923	UBS AG - HSCEI R Bear CBBC May 2010 G	2010/05/27	2010/05/31
69924	UBS AG - HSCEI R Bear CBBC May 2010 H	2010/05/27	2010/05/31
65439	UBS AG - HSI R Bear CBBC May 2010 C	2010/05/27	2010/05/31
65440	UBS AG - HSI R Bear CBBC May 2010 D	2010/05/27	2010/05/31
68515	UBS AG - HSI R Bear CBBC May 2010 G	2010/05/27	2010/05/31
69724	UBS AG - HSI R Bear CBBC May 2010 J	2010/05/27	2010/05/31
66177	UBS AG - HSI R Bear CBBC May 2010 K	2010/05/27	2010/05/31
66178	UBS AG - HSI R Bear CBBC May 2010 L	2010/05/27	2010/05/31
66179	UBS AG - HSI R Bear CBBC May 2010 M	2010/05/27	2010/05/31
66180	UBS AG - HSI R Bear CBBC May 2010 N	2010/05/27	2010/05/31
68516	UBS AG - HSI R Bear CBBC May 2010 O	2010/05/27	2010/05/31
66289	UBS AG - HSI R Bear CBBC May 2010 P	2010/05/27	2010/05/31
69137	UBS AG - HSI R Bear CBBC May 2010 T	2010/05/27	2010/05/31
68514	UBS AG - HSI R Bear CBBC May 2010 Y	2010/05/27	2010/05/31
67688	UBS AG - HSI R Bear CBBC May 2010 Z	2010/05/27	2010/05/31
62154	UBS AG - HSI R Bull CBBC Dec 2010 N	2010/05/27	2010/05/28
65428	UBS AG - HSI R Bull CBBC May 2010 B	2010/05/27	2010/05/31
65475	UBS AG - HSI R Bull CBBC May 2010 E	2010/05/27	2010/05/31
65633	UBS AG - HSI R Bull CBBC May 2010 F	2010/05/27	2010/05/31
66666	UBS AG - HSI R Bull CBBC May 2010 S	2010/05/27	2010/05/31
62129	CC Rabobank B.A. - HSI R Bear CBBC Oct 2010 H	2010/05/28	2010/05/31
62164	CC Rabobank B.A. - HSI R Bear CBBC Oct 2010 K	2010/05/28	2010/05/31
69262	Credit Suisse AG - A50 China R Bear CBBC May 2010 B	2010/05/28	2010/06/01
69814	Credit Suisse AG - A50 China R Bear CBBC May 2010 D	2010/05/28	2010/06/01
60009	Credit Suisse AG - A50 China R Bear CBBC May 2010 E	2010/05/28	2010/06/01
69736	Credit Suisse AG - HKEx R Bear CBBC May 2010 J	2010/05/28	2010/06/01
69815	Credit Suisse AG - HKEx R Bear CBBC May 2010 K	2010/05/28	2010/06/01
69828	Credit Suisse AG - HKEx R Bear CBBC May 2010 L	2010/05/28	2010/06/01
62190	Credit Suisse AG - HSI R Bear CBBC Aug 2010 C	2010/05/28	2010/05/31
62162	Credit Suisse AG - HSI R Bear CBBC Aug 2010 H	2010/05/28	2010/05/31
62126	Credit Suisse AG - HSI R Bear CBBC Aug 2010 Q	2010/05/28	2010/05/31
69518	Credit Suisse AG - TCH R Bear CBBC May 2010 A	2010/05/28	2010/06/01
69807	Deutsche Bank AG - A50 China R Bear CBBC May 2010 C	2010/05/28	2010/06/01
69275	Deutsche Bank AG - China Life R Bear CBBC May 2010 L	2010/05/28	2010/06/01
62101	Deutsche Bank AG - HSI R Bear CBBC Nov 2010 Q	2010/05/28	2010/05/31
62102	Deutsche Bank AG - HSI R Bear CBBC Nov 2010 R	2010/05/28	2010/05/31
62165	Deutsche Bank AG - HSI R Bear CBBC Nov 2010 U	2010/05/28	2010/05/31
62134	Deutsche Bank AG - HSI R Bear CBBC Oct 2010 E	2010/05/28	2010/05/31
62191	Deutsche Bank AG - HSI R Bear CBBC Oct 2010 J	2010/05/28	2010/05/31
62155	HK Bank - HSI R Bear CBBC Nov 2010 D	2010/05/28	2010/05/31
62159	KBC Fin Products Int'l Ltd. - HSI R Bear CBBC Aug 2010 Y	2010/05/28	2010/05/31
62105	SGA Societe Generale Acceptance N.V. -HSI R Bear CBBC Aug10C	2010/05/28	2010/05/31
62104	SGA Societe Generale Acceptance N.V. -HSI R Bear CBBC Aug10Q	2010/05/28	2010/05/31
62103	SGA Societe Generale Acceptance N.V. -HSI R Bear CBBC Aug10S	2010/05/28	2010/05/31
69703	UBS AG - China Shenhua R Bear CBBC May 2010 D	2010/05/28	2010/06/01
69942	UBS AG - China Shenhua R Bear CBBC May 2010 E	2010/05/28	2010/06/01
69708	UBS AG - HKEx R Bear CBBC May 2010 R	2010/05/28	2010/06/01
62195	UBS AG - HSCEI R Bear CBBC Nov 2010 C	2010/05/28	2010/05/31
62178	UBS AG - HSI R Bear CBBC Aug 2010 D	2010/05/28	2010/05/31
62161	UBS AG - HSI R Bear CBBC Aug 2010 I	2010/05/28	2010/05/31
62115	UBS AG - HSI R Bear CBBC Sep 2010 M	2010/05/28	2010/05/31
60175	KBC Fin Products Int'l Ltd. - A50 China R Bear CBBC Jun 10A	2010/05/31	2010/06/02
60171	KBC Fin Products Int'l Ltd. - Ch Mobile R Bear CBBC Jun 10A	2010/05/31	2010/06/02
60172	KBC Fin Products Int'l Ltd. - HSBC R Bear CBBC Jun 2010 A	2010/05/31	2010/06/02
60450	KBC Fin Products Int'l Ltd. - TCH R Bull CBBC Jun 2010 B	2010/05/31	2010/06/02
62208	SGA Societe Generale Acceptance N.V. -HSI R Bear CBBC Sep10K	2010/05/31	2010/06/01
62212	UBS AG - HSI R Bear CBBC Jan 2011 B	2010/05/31	2010/06/01
62301	BNP Paribas Arbit Issu B.V. - HSI R Bear CBBC Dec 2010 E	2010/06/01	2010/06/02
62300	BNP Paribas Arbit Issu B.V. - HSI R Bear CBBC Nov 2010 I	2010/06/01	2010/06/02
62246	CC Rabobank B.A. - HSI R Bear CBBC Oct 2010 N	2010/06/01	2010/06/02
62247	CC Rabobank B.A. - HSI R Bear CBBC Oct 2010 O	2010/06/01	2010/06/02
62248	CC Rabobank B.A. - HSI R Bear CBBC Oct 2010 P	2010/06/01	2010/06/02
62233	Credit Suisse AG - HSI R Bear CBBC Sep 2010 I	2010/06/01	2010/06/02
62179	Credit Suisse AG - HSI R Bull CBBC Oct 2010 N	2010/06/01	2010/06/02
62236	Deutsche Bank AG - HSI R Bear CBBC Nov 2010 X	2010/06/01	2010/06/02
62289	Deutsche Bank AG - HSI R Bear CBBC Oct 2010 A	2010/06/01	2010/06/02
62235	Deutsche Bank AG - HSI R Bear CBBC Oct 2010 N	2010/06/01	2010/06/02
62209	Deutsche Bank AG - HSI R Bull CBBC Nov 2010 V	2010/06/01	2010/06/02
62291	Goldman Sachs SP (Asia) - HSI R Bear CBBC Nov 2010 D	2010/06/01	2010/06/02
62292	Goldman Sachs SP (Asia) - HSI R Bear CBBC Nov 2010 E	2010/06/01	2010/06/02
62294	KBC Fin Products Int'l Ltd. - HSI R Bear CBBC Oct 2010 W	2010/06/01	2010/06/02
62295	KBC Fin Products Int'l Ltd. - HSI R Bear CBBC Oct 2010 X	2010/06/01	2010/06/02
62297	KBC Fin Products Int'l Ltd. - HSI R Bear CBBC Sep 2010 Z	2010/06/01	2010/06/02
62279	RB of Scotland N.V. - HSI R Bear CBBC Oct 2010 N	2010/06/01	2010/06/02
62280	RB of Scotland N.V. - HSI R Bear CBBC Oct 2010 O	2010/06/01	2010/06/02
62207	SGA Societe Generale Acceptance N.V. -HSI R Bull CBBC Oct10C	2010/06/01	2010/06/02
62216	UBS AG - A50 China R Bull CBBC Nov 2010 F	2010/06/01	2010/06/02

## List of expired CBBC, 2010 (continued)

Code	CBBC	Last trading date	Delisted date
62260	UBS AG - China Life R Bear CBBC Oct 2010 J	2010/06/01	2010/06/02
62265	UBS AG - HSCEI R Bear CBBC Oct 2010 H	2010/06/01	2010/06/02
62273	UBS AG - HSI R Bear CBBC Dec 2010 P	2010/06/01	2010/06/02
62270	UBS AG - HSI R Bear CBBC Nov 2010 K	2010/06/01	2010/06/02
62269	UBS AG - HSI R Bear CBBC Nov 2010 N	2010/06/01	2010/06/02
62266	UBS AG - HSI R Bear CBBC Sep 2010 Q	2010/06/01	2010/06/02
62177	UBS AG - HSI R Bull CBBC Nov 2010 G	2010/06/01	2010/06/02
62217	UBS AG - HSI R Bull CBBC Oct 2010 K	2010/06/01	2010/06/02
62264	UBS AG - TCH R Bear CBBC Nov 2010 F	2010/06/01	2010/06/02
62322	Credit Suisse AG - HSI R Bear CBBC Sep 2010 J	2010/06/02	2010/06/03
62315	Deutsche Bank AG - HSI R Bear CBBC Nov 2010 C	2010/06/02	2010/06/03
62187	Deutsche Bank AG - HSI R Bull CBBC Oct 2010 K	2010/06/02	2010/06/03
62311	HK Bank - HSI R Bear CBBC Dec 2010 A	2010/06/02	2010/06/03
62312	HK Bank - HSI R Bear CBBC Dec 2010 B	2010/06/02	2010/06/03
62189	KBC Fin Products Int'l Ltd. - HSI R Bull CBBC Oct 2010 U	2010/06/02	2010/06/03
62302	SGA Societe Generale Acceptance N.V. -HSI R Bear CBBC Oct10D	2010/06/02	2010/06/03
62303	SGA Societe Generale Acceptance N.V. -HSI R Bear CBBC Oct10E	2010/06/02	2010/06/03
62304	SGA Societe Generale Acceptance N.V. -HSI R Bear CBBC Oct10F	2010/06/02	2010/06/03
62305	SGA Societe Generale Acceptance N.V. -HSI R Bear CBBC Oct10G	2010/06/02	2010/06/03
62306	SGA Societe Generale Acceptance N.V. -HSI R Bear CBBC Oct10H	2010/06/02	2010/06/03
62307	SGA Societe Generale Acceptance N.V. -HSI R Bear CBBC Oct10I	2010/06/02	2010/06/03
62206	SGA Societe Generale Acceptance N.V. -HSI R Bull CBBC Oct10B	2010/06/02	2010/06/03
62317	UBS AG - HSI R Bear CBBC Dec 2010 Q	2010/06/02	2010/06/03
62318	UBS AG - HSI R Bear CBBC Dec 2010 R	2010/06/02	2010/06/03
62316	UBS AG - HSI R Bear CBBC Sep 2010 N	2010/06/02	2010/06/03
62218	UBS AG - HSI R Bull CBBC Nov 2010 J	2010/06/02	2010/06/03
62336	Deutsche Bank AG - HSI R Bear CBBC Oct 2010 T	2010/06/03	2010/06/04
62334	RB of Scotland N.V. - China Shenhua R Bear CBBC Oct 2010 C	2010/06/03	2010/06/04
62343	UBS AG - HSI R Bear CBBC Nov 2010 D	2010/06/03	2010/06/04
62348	Credit Suisse AG - HSI R Bear CBBC Sep 2010 C	2010/06/04	2010/06/07
62355	Credit Suisse AG - HSI R Bear CBBC Sep 2010 O	2010/06/04	2010/06/07
62356	Credit Suisse AG - HSI R Bull CBBC Oct 2010 P	2010/06/04	2010/06/07
62347	Deutsche Bank AG - HSI R Bear CBBC Nov 2010 E	2010/06/04	2010/06/07
62346	Deutsche Bank AG - HSI R Bear CBBC Oct 2010 W	2010/06/04	2010/06/07
62351	Deutsche Bank AG - HSI R Bull CBBC Sep 2010 T	2010/06/04	2010/06/07
62282	RB of Scotland N.V. - TCH R Bear CBBC Oct 2010 E	2010/06/04	2010/06/07
62352	SGA Societe Generale Acceptance N.V. -HSI R Bear CBBC Sep10Q	2010/06/04	2010/06/07
62354	SGA Societe Generale Acceptance N.V. -HSI R Bull CBBC Oct10N	2010/06/04	2010/06/07
69939	UBS AG - CHALCO R Bear CBBC Jun 2010 I	2010/06/04	2010/06/08
69346	UBS AG - Cheung Kong R Bear CBBC Jun 2010 C	2010/06/04	2010/06/08
69206	UBS AG - HKEx R Bull CBBC Jun 2010 A	2010/06/04	2010/06/08
69649	UBS AG - HSBC R Bear CBBC Jun 2010 E	2010/06/04	2010/06/08
69914	UBS AG - HSBC R Bear CBBC Jun 2010 G	2010/06/04	2010/06/08
62349	UBS AG - HSI R Bear CBBC Nov 2010 T	2010/06/04	2010/06/07
62359	UBS AG - HSI R Bull CBBC Sep 2010 Y	2010/06/04	2010/06/07
69339	UBS AG - Hutchison R Bull CBBC Jun 2010 A	2010/06/04	2010/06/08
69043	UBS AG - Jiangxi Copper R Bear CBBC Jun 2010 A	2010/06/04	2010/06/08
69648	UBS AG - R&F R Bear CBBC Jun 2010 C	2010/06/04	2010/06/08
69913	UBS AG - TCH R Bear CBBC Jun 2010 G	2010/06/04	2010/06/08
69945	UBS AG - TCH R Bear CBBC Jun 2010 H	2010/06/04	2010/06/08
62215	UBS AG - TCH R Bear CBBC Oct 2010 E	2010/06/04	2010/06/07
62342	CC Rabobank B.A. - HSI R Bull CBBC Nov 2010 C	2010/06/07	2010/06/08
62360	CC Rabobank B.A. - HSI R Bull CBBC Nov 2010 D	2010/06/07	2010/06/08
62210	Credit Suisse AG - HSI R Bull CBBC Nov 2010 M	2010/06/07	2010/06/08
62379	Credit Suisse AG - HSI R Bull CBBC Nov 2010 O	2010/06/07	2010/06/08
62232	Deutsche Bank AG - HSI R Bull CBBC Nov 2010 W	2010/06/07	2010/06/08
62371	Deutsche Bank AG - HSI R Bull CBBC Oct 2010 V	2010/06/07	2010/06/08
62188	KBC Fin Products Int'l Ltd. - HSI R Bull CBBC Oct 2010 T	2010/06/07	2010/06/08
62390	KBC Fin Products Int'l Ltd. - HSI R Bull CBBC Sep 2010 H	2010/06/07	2010/06/08
62205	SGA Societe Generale Acceptance N.V. -HSI R Bull CBBC Oct10A	2010/06/07	2010/06/08
62353	SGA Societe Generale Acceptance N.V. -HSI R Bull CBBC Oct10M	2010/06/07	2010/06/08
62386	UBS AG - HSCEI R Bull CBBC Oct 2010 I	2010/06/07	2010/06/08
62387	UBS AG - HSI R Bull CBBC Dec 2010 S	2010/06/07	2010/06/08
62231	UBS AG - HSI R Bull CBBC Jan 2011 C	2010/06/07	2010/06/08
62196	UBS AG - HSI R Bull CBBC Sep 2010 J	2010/06/07	2010/06/08
62407	KBC Fin Products Int'l Ltd. - HSI R Bear CBBC Nov 2010 E	2010/06/08	2010/06/09
62180	RB of Scotland N.V. - Nikkei 225 R Bull CBBC Sep 2010 E	2010/06/08	2010/06/09
62405	UBS AG - HSI R Bear CBBC Dec 2010 U	2010/06/08	2010/06/09
62401	UBS AG - HSI R Bull CBBC Oct 2010 O	2010/06/08	2010/06/09
62357	UBS AG - TCH R Bull CBBC Nov 2010 G	2010/06/08	2010/06/09
62408	CC Rabobank B.A. - HSI R Bear CBBC Nov 2010 E	2010/06/09	2010/06/10
60799	Credit Suisse AG - TCH R Bull CBBC Jul 2010 B	2010/06/09	2010/06/10
62410	Deutsche Bank AG - HSI R Bear CBBC Nov 2010 I	2010/06/09	2010/06/10
62414	Deutsche Bank AG - HSI R Bull CBBC Oct 2010 G	2010/06/09	2010/06/10
60748	Deutsche Bank AG - TCH R Bull CBBC Jul 2010 C	2010/06/09	2010/06/10
60200	KBC Fin Products Int'l Ltd. - Ch Mobile R Bear CBBC Jun 10B	2010/06/09	2010/06/11
61102	KBC Fin Products Int'l Ltd. - TCH R Bull CBBC Jul 2010 A	2010/06/09	2010/06/10
62167	RB of Scotland N.V. - CCHC R Bull CBBC Oct 2010 D	2010/06/09	2010/06/10
60810	RB of Scotland N.V. - TCH R Bull CBBC Jun 2010 G	2010/06/09	2010/06/10
62198	RB of Scotland N.V. - TCH R Bull CBBC Oct 2010 A	2010/06/09	2010/06/10
62411	SGA Societe Generale Acceptance N.V. -HSI R Bear CBBC Oct10P	2010/06/09	2010/06/10
62412	SGA Societe Generale Acceptance N.V. -HSI R Bear CBBC Oct10Q	2010/06/09	2010/06/10
61148	SGA Societe Generale Acceptance N.V.-TCH R Bull CBBC Jul10H	2010/06/09	2010/06/10
62402	UBS AG - HSI R Bear CBBC Sep 2010 M	2010/06/09	2010/06/10
62413	UBS AG - HSI R Bull CBBC Nov 2010 V	2010/06/09	2010/06/10
60580	UBS AG - TCH R Bull CBBC Jun 2010 V	2010/06/09	2010/06/10
61993	UBS AG - TCH R Bull CBBC Nov 2010 C	2010/06/09	2010/06/10

## List of expired CBBC, 2010 (continued)

Code	CBBC	Last trading date	Delisted date
62427	CC Rabobank B.A. - HSI R Bull CBBC Nov 2010 G	2010/06/10	2010/06/11
62421	Credit Suisse AG - HSI R Bull CBBC Oct 2010 V	2010/06/10	2010/06/11
69948	Credit Suisse AG - TCH R Bull CBBC Jun 2010 B	2010/06/10	2010/06/11
60747	Deutsche Bank AG - TCH R Bull CBBC Jul 2010 B	2010/06/10	2010/06/11
69759	HK Bank - CC Bank R Bull CBBC Jun 2010 A	2010/06/10	2010/06/14
60299	RB of Scotland N.V. - HSBC R Bear CBBC Jun 2010 B	2010/06/10	2010/06/14
60649	RB of Scotland N.V. - HSBC R Bear CBBC Jun 2010 D	2010/06/10	2010/06/14
69481	RB of Scotland N.V. - Nikkei 225 R Bear CBBC Jun 2010 E	2010/06/10	2010/06/14
69086	RB of Scotland N.V. - Nikkei 225 R Bull CBBC Jun 2010 A	2010/06/10	2010/06/14
62277	RB of Scotland N.V. - TCH R Bull CBBC Oct 2010 D	2010/06/10	2010/06/11
60383	SGA Societe Generale Acceptance N.V.-TCH R Bull CBBC Jul10B	2010/06/10	2010/06/11
60770	SGA Societe Generale Acceptance N.V.-TCH R Bull CBBC Jul10G	2010/06/10	2010/06/11
62261	UBS AG - China Mobile R Bear CBBC Nov 2010 E	2010/06/10	2010/06/11
62419	UBS AG - HSI R Bear CBBC Oct 2010 K	2010/06/10	2010/06/11
62424	UBS AG - HSI R Bull CBBC Nov 2010 U	2010/06/10	2010/06/11
62253	UBS AG - TCH R Bull CBBC Dec 2010 A	2010/06/10	2010/06/11
60249	UBS AG - TCH R Bull CBBC Jun 2010 O	2010/06/10	2010/06/11
60712	UBS AG - TCH R Bull CBBC Jun 2010 Y	2010/06/10	2010/06/11
62252	UBS AG - TCH R Bull CBBC Nov 2010 E	2010/06/10	2010/06/11
62409	CC Rabobank B.A. - HSI R Bear CBBC Nov 2010 F	2010/06/11	2010/06/14
62438	Credit Suisse AG - HSI R Bear CBBC Sep 2010 Q	2010/06/11	2010/06/14
69962	Deutsche Bank AG - A50 China R Bull CBBC Jun 2010 B	2010/06/11	2010/06/15
69806	Deutsche Bank AG - China Life R Bear CBBC Jun 2010 F	2010/06/11	2010/06/15
69686	Deutsche Bank AG - China Mobile R Bull CBBC Jun 2010 A	2010/06/11	2010/06/15
62375	Deutsche Bank AG - HSI R Bear CBBC Oct 2010 X	2010/06/11	2010/06/14
62406	KBC Fin Products Int'l Ltd. - HSI R Bear CBBC Oct 2010 Y	2010/06/11	2010/06/14
60394	RB of Scotland N.V. - CNOOC R Bull CBBC Jun 2010 C	2010/06/11	2010/06/15
60399	RB of Scotland N.V. - PetCh R Bear CBBC Jun 2010 B	2010/06/11	2010/06/15
62370	SGA Societe Generale Acceptance N.V. -HSI R Bear CBBC Oct100	2010/06/11	2010/06/14
69999	UBS AG - BankComm R Bull CBBC Jun 2010 D	2010/06/11	2010/06/15
60241	UBS AG - BankComm R Bull CBBC Jun 2010 E	2010/06/11	2010/06/15
69419	UBS AG - BOC HK R Bear CBBC Jun 2010 B	2010/06/11	2010/06/15
69404	UBS AG - BOC HK R Bull CBBC Jun 2010 A	2010/06/11	2010/06/15
69641	UBS AG - Cheung Kong R Bear CBBC Jun 2010 E	2010/06/11	2010/06/15
69331	UBS AG - Cheung Kong R Bull CBBC Jun 2010 A	2010/06/11	2010/06/15
60151	UBS AG - China Life R Bull CBBC Jun 2010 C	2010/06/11	2010/06/15
60302	UBS AG - China Life R Bull CBBC Jun 2010 D	2010/06/11	2010/06/15
60754	UBS AG - China Mobile R Bull CBBC Jun 2010 F	2010/06/11	2010/06/15
60485	UBS AG - CM Bank R Bull CBBC Jun 2010 H	2010/06/11	2010/06/15
60246	UBS AG - CNOOC R Bull CBBC Jun 2010 F	2010/06/11	2010/06/15
60487	UBS AG - CNOOC R Bull CBBC Jun 2010 H	2010/06/11	2010/06/15
60488	UBS AG - CNOOC R Bull CBBC Jun 2010 I	2010/06/11	2010/06/15
69423	UBS AG - CUni R Bear CBBC Jun 2010 B	2010/06/11	2010/06/15
69770	UBS AG - HKEx R Bear CBBC Jun 2010 D	2010/06/11	2010/06/15
62392	UBS AG - HSI R Bear CBBC Dec 2010 T	2010/06/11	2010/06/14
62418	UBS AG - HSI R Bear CBBC Jan 2011 D	2010/06/11	2010/06/14
62211	UBS AG - HSI R Bear CBBC Oct 2010 Y	2010/06/11	2010/06/14
69650	UBS AG - Hutchison R Bear CBBC Jun 2010 D	2010/06/11	2010/06/15
69944	UBS AG - Jiangxi Copper R Bear CBBC Jun 2010 G	2010/06/11	2010/06/15
69676	UBS AG - Ping An R Bear CBBC Jun 2010 C	2010/06/11	2010/06/15
60101	UBS AG - Ping An R Bull CBBC Jun 2010 E	2010/06/11	2010/06/15
60306	UBS AG - Ping An R Bull CBBC Jun 2010 F	2010/06/11	2010/06/15
69351	UBS AG - SHK Ppt R Bear CBBC Jun 2010 D	2010/06/11	2010/06/15
69651	UBS AG - SHK Ppt R Bear CBBC Jun 2010 G	2010/06/11	2010/06/15
69343	UBS AG - SHK Ppt R Bull CBBC Jun 2010 A	2010/06/11	2010/06/15
60672	UBS AG - Sinopec Corp R Bull CBBC Jun 2010 H	2010/06/11	2010/06/15
62133	BNP Paribas Arbit Issu B.V. - HSI R Bear CBBC Dec 2010 C	2010/06/14	2010/06/15
62473	CC Rabobank B.A. - HSI R Bear CBBC Nov 2010 J	2010/06/14	2010/06/15
62474	CC Rabobank B.A. - HSI R Bear CBBC Nov 2010 K	2010/06/14	2010/06/15
62130	CC Rabobank B.A. - HSI R Bear CBBC Oct 2010 I	2010/06/14	2010/06/15
62144	Credit Suisse AG - HSI R Bear CBBC Aug 2010 P	2010/06/14	2010/06/15
62056	Credit Suisse AG - HSI R Bear CBBC Aug 2010 R	2010/06/14	2010/06/15
62452	Credit Suisse AG - HSI R Bear CBBC Sep 2010 K	2010/06/14	2010/06/15
62453	Credit Suisse AG - HSI R Bear CBBC Sep 2010 R	2010/06/14	2010/06/15
62458	Deutsche Bank AG - HSI R Bear CBBC Nov 2010 L	2010/06/14	2010/06/15
62158	Deutsche Bank AG - HSI R Bear CBBC Nov 2010 T	2010/06/14	2010/06/15
62457	Deutsche Bank AG - HSI R Bear CBBC Oct 2010 H	2010/06/14	2010/06/15
62009	Deutsche Bank AG - HSI R Bear CBBC Oct 2010 Y	2010/06/14	2010/06/15
62467	Goldman Sachs SP (Asia) - HSI R Bear CBBC Dec 2010 A	2010/06/14	2010/06/15
62203	Goldman Sachs SP (Asia) - HSI R Bear CBBC Nov 2010 A	2010/06/14	2010/06/15
62448	HK Bank - HSI R Bear CBBC Dec 2010 D	2010/06/14	2010/06/15
62156	HK Bank - HSI R Bear CBBC Nov 2010 E	2010/06/14	2010/06/15
62403	J P Morgan SP BV - HSI R Bear CBBC Oct 2010 C	2010/06/14	2010/06/15
60623	KBC Fin Products Int'l Ltd. - CP&CC R Bear CBBC Jun 2010 B	2010/06/14	2010/06/17
62121	KBC Fin Products Int'l Ltd. - HSI R Bear CBBC Sep 2010 W	2010/06/14	2010/06/15
62281	RB of Scotland N.V. - HSI R Bear CBBC Oct 2010 P	2010/06/14	2010/06/15
62106	SGA Societe Generale Acceptance N.V. -HSI R Bear CBBC Aug10B	2010/06/14	2010/06/15
62107	SGA Societe Generale Acceptance N.V. -HSI R Bear CBBC Aug10Y	2010/06/14	2010/06/15
62442	SGA Societe Generale Acceptance N.V. -HSI R Bear CBBC Oct10U	2010/06/14	2010/06/15
62455	SGA Societe Generale Acceptance N.V. -HSI R Bear CBBC Oct10W	2010/06/14	2010/06/15
62456	SGA Societe Generale Acceptance N.V. -HSI R Bear CBBC Oct10X	2010/06/14	2010/06/15
62262	UBS AG - HSBC R Bear CBBC Nov 2010 E	2010/06/14	2010/06/15
62114	UBS AG - HSI R Bear CBBC Aug 2010 C	2010/06/14	2010/06/15
62141	UBS AG - HSI R Bear CBBC Nov 2010 F	2010/06/14	2010/06/15
62464	UBS AG - HSI R Bear CBBC Nov 2010 N	2010/06/14	2010/06/15
62011	UBS AG - HSI R Bear CBBC Sep 2010 S	2010/06/14	2010/06/15
62470	Credit Suisse AG - HSI R Bear CBBC Sep 2010 S	2010/06/15	2010/06/17



## List of expired CBBC, 2010 (continued)

Code	CBBC	Last trading date	Delisted date
62471	Credit Suisse AG - HSI R Bear CBBC Sep 2010 W	2010/06/15	2010/06/17
60861	RB of Scotland N.V. - Cheung Kong R Bear CBBC Jun 2010 B	2010/06/15	2010/06/18
62479	RB of Scotland N.V. - DJIA R Bear CBBC Sep 2010 P	2010/06/15	2010/06/17
62199	RB of Scotland N.V. - HSCEI R Bear CBBC Sep 2010 H	2010/06/15	2010/06/17
60858	RB of Scotland N.V. - SHK Ppt R Bull CBBC Jun 2010 A	2010/06/15	2010/06/18
62480	UBS AG - HSI R Bear CBBC Dec 2010 Z	2010/06/15	2010/06/17
62477	UBS AG - HSI R Bear CBBC Oct 2010 O	2010/06/15	2010/06/17
62089	CC Rabobank B.A. - HSI R Bear CBBC Oct 2010 E	2010/06/17	2010/06/18
62491	Credit Suisse AG - HSI R Bear CBBC Sep 2010 V	2010/06/17	2010/06/18
62327	Deutsche Bank AG - HSI R Bear CBBC Dec 2010 K	2010/06/17	2010/06/18
62092	Deutsche Bank AG - HSI R Bear CBBC Nov 2010 P	2010/06/17	2010/06/18
62500	Deutsche Bank AG - TCH R Bull CBBC Dec 2010 A	2010/06/17	2010/06/18
60322	Deutsche Bank AG - TCH R Bull CBBC Jul 2010 A	2010/06/17	2010/06/18
60512	HK Bank - A50 R Bull CBBC Jun 2010 E	2010/06/17	2010/06/21
68954	HK Bank - China Mobile R Bull CBBC Jun 2010 A	2010/06/17	2010/06/21
69839	HK Bank - China Mobile R Bull CBBC Jun 2010 C	2010/06/17	2010/06/21
60920	HK Bank - ICBC R Bull CBBC Jun 2010 A	2010/06/17	2010/06/21
68964	HK Bank - Sinopec Corp R Bear CBBC Jun 2010 A	2010/06/17	2010/06/21
60697	KBC Fin Products Int'l Ltd. - HSBC R Bear CBBC Jun 2010 C	2010/06/17	2010/06/21
62088	KBC Fin Products Int'l Ltd. - HSI R Bear CBBC Sep 2010 V	2010/06/17	2010/06/18
60695	KBC Fin Products Int'l Ltd. - Petrochina R Bull CBBC Jun10A	2010/06/17	2010/06/21
69440	RB of Scotland N.V. - A50 China R Bear CBBC Jun 2010 C	2010/06/17	2010/06/21
69441	RB of Scotland N.V. - A50 China R Bear CBBC Jun 2010 D	2010/06/17	2010/06/21
69442	RB of Scotland N.V. - A50 China R Bear CBBC Jun 2010 E	2010/06/17	2010/06/21
60109	RB of Scotland N.V. - A50 China R Bear CBBC Jun 2010 F	2010/06/17	2010/06/21
61063	RB of Scotland N.V. - CCHC R Bear CBBC Jun 2010 D	2010/06/17	2010/06/21
60329	RB of Scotland N.V. - China Shenhua R Bear CBBC Jun 2010 B	2010/06/17	2010/06/21
69486	RB of Scotland N.V. - DJIA R Bear CBBC Jun 2010 C	2010/06/17	2010/06/21
69487	RB of Scotland N.V. - DJIA R Bear CBBC Jun 2010 D	2010/06/17	2010/06/21
62223	RB of Scotland N.V. - DJIA R Bear CBBC Sep 2010 L	2010/06/17	2010/06/18
60989	RB of Scotland N.V. - DJIA R Bull CBBC Jun 2010 E	2010/06/17	2010/06/21
62168	RB of Scotland N.V. - HSI R Bear CBBC Oct 2010 J	2010/06/17	2010/06/18
60330	RB of Scotland N.V. - ICBC R Bear CBBC Jun 2010 B	2010/06/17	2010/06/21
60326	RB of Scotland N.V. - ICBC R Bull CBBC Jun 2010 A	2010/06/17	2010/06/21
62284	RB of Scotland N.V. - Nikkei 225 R Bear CBBC Sep 2010 I	2010/06/17	2010/06/18
69447	RB of Scotland N.V. - TCH R Bear CBBC Jun 2010 A	2010/06/17	2010/06/21
69448	RB of Scotland N.V. - TCH R Bear CBBC Jun 2010 B	2010/06/17	2010/06/21
60110	RB of Scotland N.V. - TCH R Bear CBBC Jun 2010 F	2010/06/17	2010/06/21
62496	RB of Scotland N.V. - TCH R Bull CBBC Oct 2010 G	2010/06/17	2010/06/18
62497	RB of Scotland N.V. - TCH R Bull CBBC Oct 2010 H	2010/06/17	2010/06/18
62093	SGA Societe Generale Acceptance N.V. -HSI R Bear CBBC Sep10M	2010/06/17	2010/06/18
60382	SGA Societe Generale Acceptance N.V.-TCH R Bull CBBC Jul10A	2010/06/17	2010/06/18
61994	UBS AG - China Life R Bear CBBC Oct 2010 H	2010/06/17	2010/06/18
62498	UBS AG - HSI R Bear CBBC Nov 2010 D	2010/06/17	2010/06/18
62087	UBS AG - HSI R Bear CBBC Sep 2010 I	2010/06/17	2010/06/18
62463	UBS AG - HSI R Bear CBBC Sep 2010 Y	2010/06/17	2010/06/18
60757	UBS AG - TCH R Bull CBBC Jul 2010 C	2010/06/17	2010/06/18
62132	BNP Paribas Arbit Issu B.V. - HSI R Bear CBBC Nov 2010 F	2010/06/18	2010/06/21
62475	CC Rabobank B.A. - HSI R Bear CBBC Nov 2010 L	2010/06/18	2010/06/21
62127	Credit Suisse AG - HSI R Bear CBBC Aug 2010 T	2010/06/18	2010/06/21
62204	Goldman Sachs SP (Asia) - HSI R Bear CBBC Nov 2010 B	2010/06/18	2010/06/21
60980	RB of Scotland N.V. - China Mobile R Bull CBBC Jun 2010 A	2010/06/18	2010/06/22
69692	RB of Scotland N.V. - CNOOC R Bear CBBC Jun 2010 B	2010/06/18	2010/06/22
62094	SGA Societe Generale Acceptance N.V. -HSI R Bear CBBC Sep10L	2010/06/18	2010/06/21
60676	UBS AG - BankComm R Bull CBBC Jun 2010 G	2010/06/18	2010/06/22
69675	UBS AG - CHALCO R Bear CBBC Jun 2010 G	2010/06/18	2010/06/22
69833	UBS AG - China Mobile R Bear CBBC Jun 2010 A	2010/06/18	2010/06/22
69834	UBS AG - China Mobile R Bear CBBC Jun 2010 B	2010/06/18	2010/06/22
69409	UBS AG - China Tel R Bull CBBC Jun 2010 A	2010/06/18	2010/06/22
69635	UBS AG - China Tel R Bull CBBC Jun 2010 C	2010/06/18	2010/06/22
69643	UBS AG - CM Bank R Bear CBBC Jun 2010 C	2010/06/18	2010/06/22
60153	UBS AG - CM Bank R Bull CBBC Jun 2010 E	2010/06/18	2010/06/22
60303	UBS AG - CM Bank R Bull CBBC Jun 2010 F	2010/06/18	2010/06/22
69706	UBS AG - CNOOC R Bear CBBC Jun 2010 D	2010/06/18	2010/06/22
60492	UBS AG - CNOOC R Bear CBBC Jun 2010 J	2010/06/18	2010/06/22
60521	UBS AG - CNOOC R Bull CBBC Jun 2010 K	2010/06/18	2010/06/22
69709	UBS AG - HKEx R Bear CBBC Jun 2010 C	2010/06/18	2010/06/22
60759	UBS AG - HSBC R Bear CBBC Jun 2010 M	2010/06/18	2010/06/22
60247	UBS AG - HSBC R Bull CBBC Jun 2010 I	2010/06/18	2010/06/22
62012	UBS AG - HSI R Bear CBBC Nov 2010 Y	2010/06/18	2010/06/21
62116	UBS AG - HSI R Bear CBBC Oct 2010 Q	2010/06/18	2010/06/21
69350	UBS AG - ICBC R Bear CBBC Jun 2010 C	2010/06/18	2010/06/22
69943	UBS AG - ICBC R Bear CBBC Jun 2010 D	2010/06/18	2010/06/22
60100	UBS AG - ICBC R Bull CBBC Jun 2010 E	2010/06/18	2010/06/22
60154	UBS AG - ICBC R Bull CBBC Jun 2010 F	2010/06/18	2010/06/22
69710	UBS AG - Petrochina R Bear CBBC Jun 2010 D	2010/06/18	2010/06/22
69677	UBS AG - Ping An R Bear CBBC Jun 2010 D	2010/06/18	2010/06/22
69352	UBS AG - SHK Ppt R Bear CBBC Jun 2010 E	2010/06/18	2010/06/22
69941	UBS AG - Sinopec Corp R Bear CBBC Jun 2010 B	2010/06/18	2010/06/22
60244	UBS AG - Sinopec Corp R Bull CBBC Jun 2010 E	2010/06/18	2010/06/22
60755	UBS AG - Sinopec Corp R Bull CBBC Jun 2010 I	2010/06/18	2010/06/22
69503	UBS AG - TCH R Bear CBBC Jun 2010 A	2010/06/18	2010/06/22
69536	UBS AG - TCH R Bear CBBC Jun 2010 B	2010/06/18	2010/06/22
69653	UBS AG - TCH R Bear CBBC Jun 2010 D	2010/06/18	2010/06/22
62509	UBS AG - TCH R Bull CBBC Nov 2010 L	2010/06/18	2010/06/21
61953	Barclays Bank plc - HSI R Bear CBBC Nov 2010 I	2010/06/21	2010/06/22
61954	Barclays Bank plc - HSI R Bear CBBC Nov 2010 J	2010/06/21	2010/06/22

## List of expired CBBC, 2010 (continued)

Code	CBBC	Last trading date	Delisted date
62169	Barclays Bank plc - HSI R Bear CBBC Nov 2010 K	2010/06/21	2010/06/22
62170	Barclays Bank plc - HSI R Bear CBBC Sep 2010 O	2010/06/21	2010/06/22
62520	BNP Paribas Arbit Issu B.V. - HSI R Bear CBBC Dec 2010 G	2010/06/21	2010/06/22
62521	BNP Paribas Arbit Issu B.V. - HSI R Bear CBBC Dec 2010 H	2010/06/21	2010/06/22
62007	BNP Paribas Arbit Issu B.V. - HSI R Bear CBBC Nov 2010 E	2010/06/21	2010/06/22
62005	BNP Paribas Arbit Issu B.V. - HSI R Bear CBBC Oct 2010 E	2010/06/21	2010/06/22
62090	CC Rabobank B.A. - HSI R Bear CBBC Oct 2010 F	2010/06/21	2010/06/22
61850	CC Rabobank B.A. - HSI R Bear CBBC Sep 2010 X	2010/06/21	2010/06/22
61851	CC Rabobank B.A. - HSI R Bear CBBC Sep 2010 Y	2010/06/21	2010/06/22
61969	Credit Suisse AG - China Mobile R Bear CBBC Aug 2010 B	2010/06/21	2010/06/22
61784	Credit Suisse AG - HSI R Bear CBBC Aug 2010 E	2010/06/21	2010/06/22
62017	Credit Suisse AG - HSI R Bear CBBC Aug 2010 I	2010/06/21	2010/06/22
62037	Credit Suisse AG - HSI R Bear CBBC Aug 2010 O	2010/06/21	2010/06/22
62076	Credit Suisse AG - HSI R Bear CBBC Aug 2010 S	2010/06/21	2010/06/22
61746	Credit Suisse AG - HSI R Bear CBBC Aug 2010 Z	2010/06/21	2010/06/22
62397	Credit Suisse AG - HSI R Bear CBBC Sep 2010 L	2010/06/21	2010/06/22
62367	Credit Suisse AG - HSI R Bear CBBC Sep 2010 N	2010/06/21	2010/06/22
62366	Credit Suisse AG - HSI R Bear CBBC Sep 2010 P	2010/06/21	2010/06/22
62528	Credit Suisse AG - HSI R Bear CBBC Sep 2010 U	2010/06/21	2010/06/22
62395	Deutsche Bank AG - China Life R Bear CBBC Dec 2010 A	2010/06/21	2010/06/22
61820	Deutsche Bank AG - HSI R Bear CBBC Nov 2010 J	2010/06/21	2010/06/22
62525	Deutsche Bank AG - HSI R Bear CBBC Oct 2010 D	2010/06/21	2010/06/22
62068	Deutsche Bank AG - HSI R Bear CBBC Oct 2010 F	2010/06/21	2010/06/22
61752	Deutsche Bank AG - HSI R Bear CBBC Oct 2010 Q	2010/06/21	2010/06/22
61767	Deutsche Bank AG - HSI R Bear CBBC Sep 2010 K	2010/06/21	2010/06/22
62031	Deutsche Bank AG - HSI R Bear CBBC Sep 2010 V	2010/06/21	2010/06/22
61854	Goldman Sachs SP (Asia) - HSI R Bear CBBC Oct 2010 D	2010/06/21	2010/06/22
61855	Goldman Sachs SP (Asia) - HSI R Bear CBBC Oct 2010 E	2010/06/21	2010/06/22
62313	HK Bank - China Life R Bear CBBC Dec 2010 B	2010/06/21	2010/06/22
61809	HK Bank - HSI R Bear CBBC Oct 2010 G	2010/06/21	2010/06/22
61980	HK Bank - HSI R Bear CBBC Oct 2010 J	2010/06/21	2010/06/22
62404	J P Morgan SP BV - HSI R Bear CBBC Oct 2010 D	2010/06/21	2010/06/22
62539	J P Morgan SP BV - HSI R Bear CBBC Oct 2010 I	2010/06/21	2010/06/22
62540	J P Morgan SP BV - HSI R Bear CBBC Oct 2010 J	2010/06/21	2010/06/22
62541	J P Morgan SP BV - HSI R Bear CBBC Oct 2010 K	2010/06/21	2010/06/22
61844	KBC Fin Products Int'l Ltd. - HSI R Bear CBBC Oct 2010 N	2010/06/21	2010/06/22
61750	KBC Fin Products Int'l Ltd. - HSI R Bear CBBC Sep 2010 P	2010/06/21	2010/06/22
62122	KBC Fin Products Int'l Ltd. - HSI R Bear CBBC Sep 2010 X	2010/06/21	2010/06/22
62234	Macquarie Bank Ltd. - HSI R Bear CBBC Oct 2010 B	2010/06/21	2010/06/22
62478	RB of Scotland N.V. - CCHC R Bear CBBC Oct 2010 G	2010/06/21	2010/06/22
61886	RB of Scotland N.V. - Ch Life R Bear CBBC Sep 2010 C	2010/06/21	2010/06/22
61596	RB of Scotland N.V. - COVS R Bear CBBC Aug 2010 F	2010/06/21	2010/06/22
62333	RB of Scotland N.V. - HKEx R Bear CBBC Oct 2010 D	2010/06/21	2010/06/22
61876	RB of Scotland N.V. - HSCEI R Bear CBBC Sep 2010 E	2010/06/21	2010/06/22
61921	RB of Scotland N.V. - HSI R Bear CBBC Oct 2010 I	2010/06/21	2010/06/22
61845	RB of Scotland N.V. - HSI R Bear CBBC Sep 2010 J	2010/06/21	2010/06/22
62109	RB of Scotland N.V. - HSI R Bear CBBC Sep 2010 M	2010/06/21	2010/06/22
60984	RB of Scotland N.V. - PetCh R Bear CBBC Jun 2010 C	2010/06/21	2010/06/23
62519	SGA Societe Generale Acceptance N.V. -HSI R Bear CBBC Oct10Z	2010/06/21	2010/06/22
61753	SGA Societe Generale Acceptance N.V. -HSI R Bear CBBC Sep10F	2010/06/21	2010/06/22
61826	SGA Societe Generale Acceptance N.V. -HSI R Bear CBBC Sep10I	2010/06/21	2010/06/22
62085	SGA Societe Generale Acceptance N.V. -HSI R Bear CBBC Sep10N	2010/06/21	2010/06/22
61827	SGA Societe Generale Acceptance N.V. -HSI R Bear CBBC Sep10S	2010/06/21	2010/06/22
62083	SGA Societe Generale Acceptance N.V. -HSI R Bear CBBC Sep10Y	2010/06/21	2010/06/22
61754	SGA Societe Generale Acceptance N.V. -HSI R Bear CBBC Sep10Z	2010/06/21	2010/06/22
62046	SGA Societe Generale Acceptance NV -HSCEI R Bear CBBC Sep10X	2010/06/21	2010/06/22
61832	UBS AG - China Life R Bear CBBC Oct 2010 G	2010/06/21	2010/06/22
61995	UBS AG - China Mobile R Bear CBBC Nov 2010 C	2010/06/21	2010/06/22
62388	UBS AG - CNOOC R Bear CBBC Dec 2010 E	2010/06/21	2010/06/22
62192	UBS AG - HKEx R Bear CBBC Nov 2010 E	2010/06/21	2010/06/22
62193	UBS AG - HSBC R Bear CBBC Oct 2010 D	2010/06/21	2010/06/22
61912	UBS AG - HSCEI R Bear CBBC Oct 2010 F	2010/06/21	2010/06/22
62160	UBS AG - HSCEI R Bear CBBC Sep 2010 E	2010/06/21	2010/06/22
62010	UBS AG - HSI R Bear CBBC Aug 2010 H	2010/06/21	2010/06/22
62067	UBS AG - HSI R Bear CBBC Aug 2010 R	2010/06/21	2010/06/22
62522	UBS AG - HSI R Bear CBBC Dec 2010 B	2010/06/21	2010/06/22
61843	UBS AG - HSI R Bear CBBC Dec 2010 J	2010/06/21	2010/06/22
62001	UBS AG - HSI R Bear CBBC Dec 2010 K	2010/06/21	2010/06/22
62465	UBS AG - HSI R Bear CBBC Nov 2010 K	2010/06/21	2010/06/22
61930	UBS AG - HSI R Bear CBBC Nov 2010 W	2010/06/21	2010/06/22
61751	UBS AG - HSI R Bear CBBC Oct 2010 J	2010/06/21	2010/06/22
62075	UBS AG - HSI R Bear CBBC Sep 2010 O	2010/06/21	2010/06/22
61756	UBS AG - HSI R Bear CBBC Sep 2010 X	2010/06/21	2010/06/22
61835	UBS AG - SHK Ppt R Bear CBBC Nov 2010 A	2010/06/21	2010/06/22
62579	CC Rabobank B.A. - HSI R Bear CBBC Nov 2010 U	2010/06/22	2010/06/23
62163	Credit Suisse AG - A50 China R Bear CBBC Sep 2010 F	2010/06/22	2010/06/23
62563	Credit Suisse AG - HSI R Bear CBBC Sep 2010 T	2010/06/22	2010/06/23
62560	Deutsche Bank AG - HSI R Bear CBBC Nov 2010 U	2010/06/22	2010/06/23
62581	KBC Fin Products Int'l Ltd. - HSI R Bear CBBC Nov 2010 G	2010/06/22	2010/06/23
62580	KBC Fin Products Int'l Ltd. - HSI R Bear CBBC Oct 2010 R	2010/06/22	2010/06/23
62224	RB of Scotland N.V. - DJIA R Bear CBBC Sep 2010 M	2010/06/22	2010/06/23
61898	RB of Scotland N.V. - Jiangxi Copper R Bear CBBC Sep 2010 C	2010/06/22	2010/06/23
62555	SGA Societe Generale Acceptance N.V. -HSI R Bear CBBC Oct10H	2010/06/22	2010/06/23
62565	SGA Societe Generale Acceptance N.V. -HSI R Bear CBBC Sep10K	2010/06/22	2010/06/23
62113	UBS AG - A50 China R Bear CBBC Nov 2010 E	2010/06/22	2010/06/23
61996	UBS AG - HKEx R Bear CBBC Nov 2010 D	2010/06/22	2010/06/23
62559	UBS AG - HSI R Bear CBBC Jan 2011 H	2010/06/22	2010/06/23

## List of expired CBBC, 2010 (continued)

Code	CBBC	Last trading date	Delisted date
62558	UBS AG - HSI R Bear CBBC Sep 2010 M	2010/06/22	2010/06/23
62588	Credit Suisse AG - HSI R Bear CBBC Sep 2010 X	2010/06/23	2010/06/24
62596	Deutsche Bank AG - HSI R Bear CBBC Jan 2011 B	2010/06/23	2010/06/24
62582	HK Bank - HSI R Bear CBBC Nov 2010 G	2010/06/23	2010/06/24
62585	UBS AG - HSI R Bear CBBC Oct 2010 Y	2010/06/23	2010/06/24
62602	Deutsche Bank AG - HSI R Bear CBBC Sep 2010 O	2010/06/24	2010/06/25
60133	HK Bank - China Life R Bear CBBC Jun 2010 C	2010/06/24	2010/06/28
60127	HK Bank - China Life R Bull CBBC Jun 2010 B	2010/06/24	2010/06/28
62601	J P Morgan SP BV - HSI R Bear CBBC Nov 2010 C	2010/06/24	2010/06/25
62597	UBS AG - HSI R Bear CBBC Sep 2010 Y	2010/06/24	2010/06/25
69263	Credit Suisse AG - A50 China R Bear CBBC Jun 2010 B	2010/06/25	2010/06/29
69260	Credit Suisse AG - A50 China R Bull CBBC Jun 2010 A	2010/06/25	2010/06/29
69266	Credit Suisse AG - China Life R Bull CBBC Jun 2010 A	2010/06/25	2010/06/29
60084	Credit Suisse AG - China Life R Bull CBBC Jun 2010 C	2010/06/25	2010/06/29
69812	Credit Suisse AG - China Mobile R Bear CBBC Jun 2010 C	2010/06/25	2010/06/29
69813	Credit Suisse AG - China Mobile R Bear CBBC Jun 2010 D	2010/06/25	2010/06/29
60474	Credit Suisse AG - China Mobile R Bear CBBC Jun 2010 E	2010/06/25	2010/06/29
69114	Credit Suisse AG - China Mobile R Bull CBBC Jun 2010 A	2010/06/25	2010/06/29
69224	Credit Suisse AG - China Mobile R Bull CBBC Jun 2010 B	2010/06/25	2010/06/29
69269	Credit Suisse AG - HKEx R Bear CBBC Jun 2010 B	2010/06/25	2010/06/29
69737	Credit Suisse AG - HKEx R Bear CBBC Jun 2010 C	2010/06/25	2010/06/29
60090	Credit Suisse AG - HKEx R Bear CBBC Jun 2010 D	2010/06/25	2010/06/29
60198	Credit Suisse AG - HKEx R Bear CBBC Jun 2010 E	2010/06/25	2010/06/29
60570	Credit Suisse AG - HSBC R Bear CBBC Jun 2010 C	2010/06/25	2010/06/29
69225	Credit Suisse AG - HSBC R Bull CBBC Jun 2010 A	2010/06/25	2010/06/29
62609	Credit Suisse AG - HSI R Bear CBBC Sep 2010 Y	2010/06/25	2010/06/28
69738	Credit Suisse AG - TCH R Bear CBBC Jun 2010 A	2010/06/25	2010/06/29
60085	Credit Suisse AG - TCH R Bull CBBC Jun 2010 C	2010/06/25	2010/06/29
60571	Credit Suisse AG - TCH R Bull CBBC Jun 2010 E	2010/06/25	2010/06/29
69808	Deutsche Bank AG - Sinopec Corp R Bear CBBC Jun 2010 B	2010/06/25	2010/06/29
60667	HK Bank - PetCh R Bear CBBC Jun 2010 B	2010/06/25	2010/06/29
60662	HK Bank - PetCh R Bull CBBC Jun 2010 A	2010/06/25	2010/06/29
62619	SGA Societe Generale Acceptance N.V. -HSI R Bear CBBC Sep10M	2010/06/25	2010/06/28
62608	SGA Societe Generale Acceptance N.V. -HSI R Bear CBBC Sep10Q	2010/06/25	2010/06/28
60253	UBS AG - A50 China R Bull CBBC Jun 2010 C	2010/06/25	2010/06/29
60358	UBS AG - A50 China R Bull CBBC Jun 2010 D	2010/06/25	2010/06/29
60421	UBS AG - BYD Company R Bull CBBC Jun 2010 A	2010/06/25	2010/06/29
69835	UBS AG - China Mobile R Bear CBBC Jun 2010 C	2010/06/25	2010/06/29
60753	UBS AG - China Mobile R Bull CBBC Jun 2010 E	2010/06/25	2010/06/29
69420	UBS AG - COVS R Bear CBBC Jun 2010 B	2010/06/25	2010/06/29
69988	UBS AG - COVS R Bull CBBC Jun 2010 C	2010/06/25	2010/06/29
60425	UBS AG - HKEx R Bull CBBC Jun 2010 F	2010/06/25	2010/06/29
60677	UBS AG - HKEx R Bull CBBC Jun 2010 K	2010/06/25	2010/06/29
62610	UBS AG - HSI R Bear CBBC Oct 2010 O	2010/06/25	2010/06/28
60961	UBS AG - ICBC R Bull CBBC Jun 2010 H	2010/06/25	2010/06/29
69711	UBS AG - Petrochina R Bear CBBC Jun 2010 E	2010/06/25	2010/06/29
60308	UBS AG - TCH R Bull CBBC Jun 2010 Q	2010/06/25	2010/06/29
61231	Barclays Bank plc - HSI R Bear CBBC Jun 2010 I	2010/06/28	2010/06/30
61232	Barclays Bank plc - HSI R Bear CBBC Jun 2010 J	2010/06/28	2010/06/30
61233	Barclays Bank plc - HSI R Bear CBBC Jun 2010 K	2010/06/28	2010/06/30
69786	BNP Paribas Arbit Issu B.V. - HSI R Bear CBBC Jun 2010 C	2010/06/28	2010/06/30
60453	BNP Paribas Arbit Issu B.V. - HSI R Bull CBBC Jun 2010 K	2010/06/28	2010/06/30
68606	CC Rabobank B.A. - A50 China R Bear CBBC Jun 2010 C	2010/06/28	2010/06/30
68607	CC Rabobank B.A. - A50 China R Bear CBBC Jun 2010 D	2010/06/28	2010/06/30
68608	CC Rabobank B.A. - A50 China R Bear CBBC Jun 2010 E	2010/06/28	2010/06/30
69745	CC Rabobank B.A. - HSI R Bear CBBC Jun 2010 A	2010/06/28	2010/06/30
68825	CC Rabobank B.A. - HSI R Bear CBBC Jun 2010 C	2010/06/28	2010/06/30
68400	CC Rabobank B.A. - HSI R Bear CBBC Jun 2010 E	2010/06/28	2010/06/30
68401	CC Rabobank B.A. - HSI R Bear CBBC Jun 2010 F	2010/06/28	2010/06/30
68824	CC Rabobank B.A. - HSI R Bear CBBC Jun 2010 L	2010/06/28	2010/06/30
68823	CC Rabobank B.A. - HSI R Bear CBBC Jun 2010 M	2010/06/28	2010/06/30
68502	CC Rabobank B.A. - HSI R Bear CBBC Jun 2010 N	2010/06/28	2010/06/30
68503	CC Rabobank B.A. - HSI R Bear CBBC Jun 2010 O	2010/06/28	2010/06/30
68504	CC Rabobank B.A. - HSI R Bear CBBC Jun 2010 P	2010/06/28	2010/06/30
68708	CC Rabobank B.A. - HSI R Bear CBBC Jun 2010 S	2010/06/28	2010/06/30
69776	CC Rabobank B.A. - HSI R Bear CBBC Jun 2010 V	2010/06/28	2010/06/30
69746	CC Rabobank B.A. - HSI R Bear CBBC Jun 2010 Y	2010/06/28	2010/06/30
69744	CC Rabobank B.A. - HSI R Bear CBBC Jun 2010 Z	2010/06/28	2010/06/30
62702	CC Rabobank B.A. - HSI R Bull CBBC Nov 2010 C	2010/06/28	2010/06/29
68323	Credit Suisse AG - HSI R Bear CBBC Jun 2010 A	2010/06/28	2010/06/30
68324	Credit Suisse AG - HSI R Bear CBBC Jun 2010 B	2010/06/28	2010/06/30
68325	Credit Suisse AG - HSI R Bear CBBC Jun 2010 C	2010/06/28	2010/06/30
68326	Credit Suisse AG - HSI R Bear CBBC Jun 2010 D	2010/06/28	2010/06/30
68531	Credit Suisse AG - HSI R Bear CBBC Jun 2010 E	2010/06/28	2010/06/30
69704	Credit Suisse AG - HSI R Bear CBBC Jun 2010 S	2010/06/28	2010/06/30
62637	Credit Suisse AG - HSI R Bear CBBC Oct 2010 Z	2010/06/28	2010/06/29
62636	Credit Suisse AG - HSI R Bear CBBC Sep 2010 Z	2010/06/28	2010/06/29
60082	Credit Suisse AG - HSI R Bull CBBC Jun 2010 K	2010/06/28	2010/06/30
69295	Credit Suisse AG - HSI R Bull CBBC Jun 2010 L	2010/06/28	2010/06/30
60078	Credit Suisse AG - HSI R Bull CBBC Jun 2010 Z	2010/06/28	2010/06/30
62685	Credit Suisse AG - HSI R Bull CBBC Oct 2010 A	2010/06/28	2010/06/29
67861	Deutsche Bank AG - HSI R Bear CBBC Jun 2010 A	2010/06/28	2010/06/30
68399	Deutsche Bank AG - HSI R Bear CBBC Jun 2010 B	2010/06/28	2010/06/30
69117	Deutsche Bank AG - HSI R Bear CBBC Jun 2010 F	2010/06/28	2010/06/30
69725	Deutsche Bank AG - HSI R Bear CBBC Jun 2010 R	2010/06/28	2010/06/30
69826	Deutsche Bank AG - HSI R Bear CBBC Jun 2010 W	2010/06/28	2010/06/30
62644	Deutsche Bank AG - HSI R Bear CBBC Oct 2010 A	2010/06/28	2010/06/29

## List of expired CBBC, 2010 (continued)

Code	CBBC	Last trading date	Delisted date
62645	Deutsche Bank AG - HSI R Bear CBBC Oct 2010 K	2010/06/28	2010/06/29
62643	Deutsche Bank AG - HSI R Bear CBBC Sep 2010 Q	2010/06/28	2010/06/29
60061	Deutsche Bank AG - HSI R Bull CBBC Jun 2010 N	2010/06/28	2010/06/30
60060	Deutsche Bank AG - HSI R Bull CBBC Jun 2010 O	2010/06/28	2010/06/30
60186	Deutsche Bank AG - HSI R Bull CBBC Jun 2010 S	2010/06/28	2010/06/30
62647	Deutsche Bank AG - HSI R Bull CBBC Sep 2010 J	2010/06/28	2010/06/29
69756	Goldman Sachs SP (Asia) - HSI R Bear CBBC Jun 2010 A	2010/06/28	2010/06/30
67155	HK Bank - HSI R Bear CBBC Jun 2010 J	2010/06/28	2010/06/30
67156	HK Bank - HSI R Bear CBBC Jun 2010 K	2010/06/28	2010/06/30
68798	HK Bank - HSI R Bear CBBC Jun 2010 O	2010/06/28	2010/06/30
68986	HK Bank - HSI R Bear CBBC Jun 2010 P	2010/06/28	2010/06/30
65792	HK Bank - HSI R Bull CBBC Jun 2010 A	2010/06/28	2010/06/30
65793	HK Bank - HSI R Bull CBBC Jun 2010 B	2010/06/28	2010/06/30
62055	HK Bank - Sinopec Corp R Bear CBBC Nov 2010 A	2010/06/28	2010/06/29
62695	J P Morgan SP BV - HSI R Bull CBBC Oct 2010 R	2010/06/28	2010/06/29
67312	KBC Fin Products Int'l Ltd. - HSI R Bear CBBC Jun 2010 A	2010/06/28	2010/06/30
61218	KBC Fin Products Int'l Ltd. - HSI R Bear CBBC Jun 2010 C	2010/06/28	2010/06/30
68471	KBC Fin Products Int'l Ltd. - HSI R Bear CBBC Jun 2010 D	2010/06/28	2010/06/30
68472	KBC Fin Products Int'l Ltd. - HSI R Bear CBBC Jun 2010 E	2010/06/28	2010/06/30
68473	KBC Fin Products Int'l Ltd. - HSI R Bear CBBC Jun 2010 F	2010/06/28	2010/06/30
62646	KBC Fin Products Int'l Ltd. - HSI R Bear CBBC Oct 2010 W	2010/06/28	2010/06/29
60259	KBC Fin Products Int'l Ltd. - HSI R Bull CBBC Jun 2010 G	2010/06/28	2010/06/30
62679	KBC Fin Products Int'l Ltd. - HSI R Bull CBBC Oct 2010 T	2010/06/28	2010/06/29
63301	Macquarie Bank Ltd. - HSBC R Bull CBBC Jun 2010 A	2010/06/28	2010/06/30
61126	Macquarie Bank Ltd. - HSI R Bear CBBC Jun 2010 E	2010/06/28	2010/06/30
60661	Macquarie Bank Ltd. - HSI R Bull CBBC Jun 2010 D	2010/06/28	2010/06/30
68505	Merrill Lynch Int'l & Co. C.V. - HSI R Bear CBBC Jun 2010 D	2010/06/28	2010/06/30
68506	Merrill Lynch Int'l & Co. C.V. - HSI R Bear CBBC Jun 2010 E	2010/06/28	2010/06/30
68858	Merrill Lynch Int'l & Co. C.V. - HSI R Bear CBBC Jun 2010 K	2010/06/28	2010/06/30
68859	Merrill Lynch Int'l & Co. C.V. - HSI R Bear CBBC Jun 2010 L	2010/06/28	2010/06/30
69374	RB of Scotland N.V. - HSI R Bear CBBC Jun 2010 I	2010/06/28	2010/06/30
69375	RB of Scotland N.V. - HSI R Bear CBBC Jun 2010 J	2010/06/28	2010/06/30
69376	RB of Scotland N.V. - HSI R Bear CBBC Jun 2010 K	2010/06/28	2010/06/30
69377	RB of Scotland N.V. - HSI R Bear CBBC Jun 2010 L	2010/06/28	2010/06/30
69379	RB of Scotland N.V. - HSI R Bear CBBC Jun 2010 N	2010/06/28	2010/06/30
69381	RB of Scotland N.V. - HSI R Bear CBBC Jun 2010 P	2010/06/28	2010/06/30
69612	RB of Scotland N.V. - HSI R Bear CBBC Jun 2010 Q	2010/06/28	2010/06/30
60365	RB of Scotland N.V. - HSI R Bear CBBC Jun 2010 U	2010/06/28	2010/06/30
69362	RB of Scotland N.V. - HSI R Bull CBBC Jun 2010 A	2010/06/28	2010/06/30
69363	RB of Scotland N.V. - HSI R Bull CBBC Jun 2010 B	2010/06/28	2010/06/30
69364	RB of Scotland N.V. - HSI R Bull CBBC Jun 2010 C	2010/06/28	2010/06/30
69365	RB of Scotland N.V. - HSI R Bull CBBC Jun 2010 D	2010/06/28	2010/06/30
69366	RB of Scotland N.V. - HSI R Bull CBBC Jun 2010 E	2010/06/28	2010/06/30
60359	RB of Scotland N.V. - HSI R Bull CBBC Jun 2010 R	2010/06/28	2010/06/30
60360	RB of Scotland N.V. - HSI R Bull CBBC Jun 2010 S	2010/06/28	2010/06/30
60361	RB of Scotland N.V. - HSI R Bull CBBC Jun 2010 T	2010/06/28	2010/06/30
69059	SGA Societe Generale Acceptance N.V. - HSI R Bear CBBC Jun10B	2010/06/28	2010/06/30
69623	SGA Societe Generale Acceptance N.V. - HSI R Bear CBBC Jun10T	2010/06/28	2010/06/30
69695	SGA Societe Generale Acceptance N.V. - HSI R Bear CBBC Jun10V	2010/06/28	2010/06/30
69757	SGA Societe Generale Acceptance N.V. - HSI R Bear CBBC Jun10Y	2010/06/28	2010/06/30
62655	SGA Societe Generale Acceptance N.V. - HSI R Bull CBBC Sep10F	2010/06/28	2010/06/29
62654	SGA Societe Generale Acceptance N.V. - HSI R Bull CBBC Sep10I	2010/06/28	2010/06/29
69111	SGA Societe Generale Acceptance NV - HSCEI R Bear CBBC Jun10A	2010/06/28	2010/06/30
69925	UBS AG - HSCEI R Bear CBBC Jun 2010 E	2010/06/28	2010/06/30
69926	UBS AG - HSCEI R Bear CBBC Jun 2010 F	2010/06/28	2010/06/30
60353	UBS AG - HSCEI R Bull CBBC Jun 2010 H	2010/06/28	2010/06/30
60354	UBS AG - HSCEI R Bull CBBC Jun 2010 I	2010/06/28	2010/06/30
62640	UBS AG - HSI R Bear CBBC Dec 2010 D	2010/06/28	2010/06/29
62642	UBS AG - HSI R Bear CBBC Feb 2011 C	2010/06/28	2010/06/29
62641	UBS AG - HSI R Bear CBBC Jan 2011 J	2010/06/28	2010/06/29
66181	UBS AG - HSI R Bear CBBC Jun 2010 A	2010/06/28	2010/06/30
66182	UBS AG - HSI R Bear CBBC Jun 2010 B	2010/06/28	2010/06/30
67019	UBS AG - HSI R Bear CBBC Jun 2010 C	2010/06/28	2010/06/30
67020	UBS AG - HSI R Bear CBBC Jun 2010 D	2010/06/28	2010/06/30
67202	UBS AG - HSI R Bear CBBC Jun 2010 F	2010/06/28	2010/06/30
69570	UBS AG - HSI R Bear CBBC Jun 2010 H	2010/06/28	2010/06/30
69680	UBS AG - HSI R Bear CBBC Jun 2010 M	2010/06/28	2010/06/30
68517	UBS AG - HSI R Bear CBBC Jun 2010 R	2010/06/28	2010/06/30
68577	UBS AG - HSI R Bear CBBC Jun 2010 T	2010/06/28	2010/06/30
69571	UBS AG - HSI R Bear CBBC Jun 2010 U	2010/06/28	2010/06/30
62639	UBS AG - HSI R Bear CBBC Sep 2010 I	2010/06/28	2010/06/29
60224	UBS AG - HSI R Bull CBBC Jun 2010 I	2010/06/28	2010/06/30
60311	UBS AG - HSI R Bull CBBC Jun 2010 K	2010/06/28	2010/06/30
60313	UBS AG - HSI R Bull CBBC Jun 2010 P	2010/06/28	2010/06/30
62682	UBS AG - HSI R Bull CBBC Nov 2010 U	2010/06/28	2010/06/29
62728	Barclays Bank plc - HSI R Bull CBBC Dec 2010 C	2010/06/29	2010/06/30
62704	BNP Paribas Arbit Issu B.V. - HSI R Bull CBBC Dec 2010 J	2010/06/29	2010/06/30
62757	CC Rabobank B.A. - HSI R Bull CBBC Dec 2010 C	2010/06/29	2010/06/30
62624	CC Rabobank B.A. - HSI R Bull CBBC Nov 2010 W	2010/06/29	2010/06/30
62700	CC Rabobank B.A. - HSI R Bull CBBC Nov 2010 Y	2010/06/29	2010/06/30
62701	CC Rabobank B.A. - HSI R Bull CBBC Nov 2010 Z	2010/06/29	2010/06/30
62622	Credit Suisse AG - HSI R Bull CBBC Nov 2010 U	2010/06/29	2010/06/30
62686	Credit Suisse AG - HSI R Bull CBBC Nov 2010 V	2010/06/29	2010/06/30
62741	Credit Suisse AG - HSI R Bull CBBC Nov 2010 X	2010/06/29	2010/06/30
62743	Credit Suisse AG - HSI R Bull CBBC Nov 2010 Y	2010/06/29	2010/06/30
62684	Credit Suisse AG - HSI R Bull CBBC Oct 2010 B	2010/06/29	2010/06/30
62649	Deutsche Bank AG - HSI R Bull CBBC Nov 2010 R	2010/06/29	2010/06/30

## List of expired CBBC, 2010 (continued)

Code	CBBC	Last trading date	Delisted date
62613	Deutsche Bank AG - HSI R Bull CBBC Oct 2010 N	2010/06/29	2010/06/30
62648	Deutsche Bank AG - HSI R Bull CBBC Oct 2010 T	2010/06/29	2010/06/30
62733	Deutsche Bank AG - HSI R Bull CBBC Oct 2010 W	2010/06/29	2010/06/30
62731	HK Bank - HSI R Bull CBBC Dec 2010 G	2010/06/29	2010/06/30
62732	HK Bank - HSI R Bull CBBC Dec 2010 H	2010/06/29	2010/06/30
62693	J P Morgan SP BV - HSI R Bull CBBC Oct 2010 P	2010/06/29	2010/06/30
62694	J P Morgan SP BV - HSI R Bull CBBC Oct 2010 Q	2010/06/29	2010/06/30
62745	KBC Fin Products Int'l Ltd. - A50 China R Bull CBBC Nov 10B	2010/06/29	2010/06/30
62680	KBC Fin Products Int'l Ltd. - HSI R Bull CBBC Nov 2010 H	2010/06/29	2010/06/30
62677	KBC Fin Products Int'l Ltd. - HSI R Bull CBBC Oct 2010 U	2010/06/29	2010/06/30
62620	KBC Fin Products Int'l Ltd. - HSI R Bull CBBC Oct 2010 X	2010/06/29	2010/06/30
62747	KBC Fin Products Int'l Ltd. - HSI R Bull CBBC Oct 2010 Y	2010/06/29	2010/06/30
62746	KBC Fin Products Int'l Ltd. - HSI R Bull CBBC Sep 2010 K	2010/06/29	2010/06/30
62713	RB of Scotland N.V. - COVS R Bull CBBC Nov 2010 B	2010/06/29	2010/06/30
62720	RB of Scotland N.V. - HSI R Bull CBBC Oct 2010 W	2010/06/29	2010/06/30
60373	SGA Societe Generale Acceptance N.V. -BYD R Bull CBBC Jun10A	2010/06/29	2010/07/02
62618	SGA Societe Generale Acceptance N.V. -HSI R Bull CBBC Oct10M	2010/06/29	2010/06/30
62650	SGA Societe Generale Acceptance N.V. -HSI R Bull CBBC Sep10L	2010/06/29	2010/06/30
62653	SGA Societe Generale Acceptance N.V. -HSI R Bull CBBC Sep10N	2010/06/29	2010/06/30
62652	SGA Societe Generale Acceptance N.V. -HSI R Bull CBBC Sep10S	2010/06/29	2010/06/30
62651	SGA Societe Generale Acceptance N.V. -HSI R Bull CBBC Sep10Y	2010/06/29	2010/06/30
69495	SGA Societe Generale Acceptance N.V. -TCH R Bear CBBC Jun10B	2010/06/29	2010/07/02
69843	SGA Societe Generale Acceptance N.V. -CMob R Bear CBBC Jun10D	2010/06/29	2010/07/02
69061	SGA Societe Generale Acceptance N.V. -CMob R Bull CBBC Jun10A	2010/06/29	2010/07/02
69062	SGA Societe Generale Acceptance N.V. -CMob R Bull CBBC Jun10B	2010/06/29	2010/07/02
69718	SGA Societe Generale Acceptance N.V. -CMob R Bull CBBC Jun10C	2010/06/29	2010/07/02
69592	SGA Societe Generale Acceptance N.V. -HWL R Bear CBBC Jun10B	2010/06/29	2010/07/02
69593	SGA Societe Generale Acceptance N.V. -PetCh R Bear CBBC Jun10B	2010/06/29	2010/07/02
62674	UBS AG - A50 China R Bull CBBC Oct 2010 A	2010/06/29	2010/06/30
62667	UBS AG - China Life R Bull CBBC Nov 2010 E	2010/06/29	2010/06/30
62670	UBS AG - HSBC R Bull CBBC Nov 2010 F	2010/06/29	2010/06/30
62676	UBS AG - HSCEI R Bull CBBC Dec 2010 C	2010/06/29	2010/06/30
62735	UBS AG - HSI R Bull CBBC Dec 2010 F	2010/06/29	2010/06/30
62738	UBS AG - HSI R Bull CBBC Dec 2010 I	2010/06/29	2010/06/30
62621	UBS AG - HSI R Bull CBBC Oct 2010 Q	2010/06/29	2010/06/30
62734	UBS AG - HSI R Bull CBBC Sep 2010 M	2010/06/29	2010/06/30
62681	UBS AG - HSI R Bull CBBC Sep 2010 X	2010/06/29	2010/06/30
62727	Barclays Bank plc - HSI R Bull CBBC Dec 2010 B	2010/06/30	2010/07/02
62705	BNP Paribas Arbit Issu B.V. - HSI R Bull CBBC Jan 2011 A	2010/06/30	2010/07/02
62756	CC Rabobank B.A. - HSI R Bull CBBC Dec 2010 B	2010/06/30	2010/07/02
62575	CC Rabobank B.A. - HSI R Bull CBBC Nov 2010 T	2010/06/30	2010/07/02
61772	Credit Suisse AG - A50 China R Bull CBBC Sep 2010 C	2010/06/30	2010/07/02
62566	Credit Suisse AG - HSI R Bull CBBC Nov 2010 S	2010/06/30	2010/07/02
62760	Credit Suisse AG - HSI R Bull CBBC Nov 2010 Z	2010/06/30	2010/07/02
62586	Credit Suisse AG - HSI R Bull CBBC Oct 2010 Y	2010/06/30	2010/07/02
62591	Deutsche Bank AG - HSI R Bull CBBC Oct 2010 E	2010/06/30	2010/07/02
62598	Deutsche Bank AG - HSI R Bull CBBC Sep 2010 U	2010/06/30	2010/07/02
62730	HK Bank - HSI R Bull CBBC Dec 2010 F	2010/06/30	2010/07/02
62600	J P Morgan SP BV - HSI R Bull CBBC Oct 2010 N	2010/06/30	2010/07/02
62692	J P Morgan SP BV - HSI R Bull CBBC Oct 2010 O	2010/06/30	2010/07/02
62576	KBC Fin Products Int'l Ltd. - HSI R Bull CBBC Oct 2010 O	2010/06/30	2010/07/02
62721	Macquarie Bank Ltd. - HSI R Bull CBBC Oct 2010 E	2010/06/30	2010/07/02
62719	RB of Scotland N.V. - HSI R Bull CBBC Oct 2010 V	2010/06/30	2010/07/02
60378	SGA Societe Generale Acceptance N.V. -A50 R Bull CBBC Jul10A	2010/06/30	2010/07/02
62607	SGA Societe Generale Acceptance N.V. -HSI R Bull CBBC Oct10F	2010/06/30	2010/07/02
62564	SGA Societe Generale Acceptance N.V. -HSI R Bull CBBC Oct10G	2010/06/30	2010/07/02
62603	UBS AG - A50 China R Bull CBBC Sep 2010 A	2010/06/30	2010/07/02
62675	UBS AG - HSCEI R Bull CBBC Oct 2010 J	2010/06/30	2010/07/02
62765	UBS AG - HSI R Bull CBBC Feb 2011 D	2010/06/30	2010/07/02
62590	UBS AG - HSI R Bull CBBC Jan 2011 I	2010/06/30	2010/07/02
62764	UBS AG - HSI R Bull CBBC Jan 2011 L	2010/06/30	2010/07/02
62571	UBS AG - HSI R Bull CBBC Nov 2010 V	2010/06/30	2010/07/02
62763	UBS AG - HSI R Bull CBBC Oct 2010 J	2010/06/30	2010/07/02
62589	UBS AG - HSI R Bull CBBC Sep 2010 S	2010/06/30	2010/07/02
62723	Barclays Bank plc - HSI R Bull CBBC Nov 2010 O	2010/07/02	2010/07/05
62755	CC Rabobank B.A. - HSI R Bull CBBC Dec 2010 A	2010/07/02	2010/07/05
62787	Credit Suisse AG - A50 China R Bull CBBC Nov 2010 B	2010/07/02	2010/07/05
62780	Credit Suisse AG - HSI R Bull CBBC Dec 2010 O	2010/07/02	2010/07/05
62781	Credit Suisse AG - HSI R Bull CBBC Dec 2010 P	2010/07/02	2010/07/05
62782	Credit Suisse AG - HSI R Bull CBBC Dec 2010 Q	2010/07/02	2010/07/05
62544	Credit Suisse AG - HSI R Bull CBBC Oct 2010 X	2010/07/02	2010/07/05
69821	Deutsche Bank AG - CC Bank R Bull CBBC Jul 2010 A	2010/07/02	2010/07/06
62790	Deutsche Bank AG - HSI R Bull CBBC Dec 2010 O	2010/07/02	2010/07/05
62791	Deutsche Bank AG - HSI R Bull CBBC Dec 2010 P	2010/07/02	2010/07/05
62531	Deutsche Bank AG - HSI R Bull CBBC Nov 2010 S	2010/07/02	2010/07/05
62789	Deutsche Bank AG - HSI R Bull CBBC Nov 2010 X	2010/07/02	2010/07/05
62797	Goldman Sachs SP (Asia) - HSI R Bull CBBC Dec 2010 E	2010/07/02	2010/07/05
62795	Goldman Sachs SP (Asia) - HSI R Bull CBBC Nov 2010 F	2010/07/02	2010/07/05
62631	HK Bank - HSI R Bull CBBC Nov 2010 J	2010/07/02	2010/07/05
62599	J P Morgan SP BV - HSI R Bull CBBC Oct 2010 M	2010/07/02	2010/07/05
60620	KBC Fin Products Int'l Ltd. - CP&CC R Bull CBBC Jul 2010 B	2010/07/02	2010/07/06
62749	KBC Fin Products Int'l Ltd. - HSI R Bull CBBC Dec 2010 C	2010/07/02	2010/07/05
62711	RB of Scotland N.V. - CCHC R Bull CBBC Oct 2010 H	2010/07/02	2010/07/05
61150	RB of Scotland N.V. - DJIA R Bull CBBC Sep 2010 A	2010/07/02	2010/07/05
61172	RB of Scotland N.V. - TCH R Bear CBBC Jul 2010 A	2010/07/02	2010/07/06
61173	RB of Scotland N.V. - TCH R Bear CBBC Jul 2010 B	2010/07/02	2010/07/06
62527	SGA Societe Generale Acceptance N.V. -HSI R Bull CBBC Oct10I	2010/07/02	2010/07/05

## List of expired CBBC, 2010 (continued)

Code	CBBC	Last trading date	Delisted date
60758	UBS AG - BOCL R Bear CBBC Jul 2010 E	2010/07/02	2010/07/06
69986	UBS AG - BOCL R Bull CBBC Jul 2010 B	2010/07/02	2010/07/06
60994	UBS AG - HSBC R Bull CBBC Jul 2010 A	2010/07/02	2010/07/06
62794	UBS AG - HSI R Bull CBBC Dec 2010 L	2010/07/02	2010/07/05
62792	UBS AG - HSI R Bull CBBC Nov 2010 F	2010/07/02	2010/07/05
62551	UBS AG - HSI R Bull CBBC Oct 2010 K	2010/07/02	2010/07/05
60760	UBS AG - ICBC R Bear CBBC Jul 2010 B	2010/07/02	2010/07/06
60628	UBS AG - ICBC R Bull CBBC Jul 2010 A	2010/07/02	2010/07/06
69348	UBS AG - Sinopec Corp R Bear CBBC Jul 2010 B	2010/07/02	2010/07/06
60673	UBS AG - Sinopec Corp R Bull CBBC Jul 2010 C	2010/07/02	2010/07/06
60756	UBS AG - Sinopec Corp R Bull CBBC Jul 2010 D	2010/07/02	2010/07/06
62703	BNP Paribas Arbit Issu B.V. - HSI R Bull CBBC Dec 2010 I	2010/07/05	2010/07/06
62554	CC Rabobank B.A. - HSI R Bull CBBC Nov 2010 P	2010/07/05	2010/07/06
62638	Credit Suisse AG - HSI R Bull CBBC Dec 2010 M	2010/07/05	2010/07/06
62587	Credit Suisse AG - HSI R Bull CBBC Nov 2010 T	2010/07/05	2010/07/06
62562	Deutsche Bank AG - HSI R Bull CBBC Oct 2010 J	2010/07/05	2010/07/06
62537	J P Morgan SP BV - HSI R Bull CBBC Oct 2010 H	2010/07/05	2010/07/06
62577	KBC Fin Products Int'l Ltd. - HSI R Bull CBBC Nov 2010 F	2010/07/05	2010/07/06
62712	RB of Scotland N.V. - COVS R Bull CBBC Nov 2010 A	2010/07/05	2010/07/06
62715	RB of Scotland N.V. - HSCEI R Bull CBBC Oct 2010 B	2010/07/05	2010/07/06
62716	RB of Scotland N.V. - HSI R Bull CBBC Oct 2010 U	2010/07/05	2010/07/06
62526	SGA Societe Generale Acceptance N.V. - HSI R Bull CBBC Oct10C	2010/07/05	2010/07/06
62594	UBS AG - China Life R Bull CBBC Nov 2010 D	2010/07/05	2010/07/06
62552	UBS AG - HSI R Bull CBBC Dec 2010 C	2010/07/05	2010/07/06
62570	UBS AG - HSI R Bull CBBC Nov 2010 T	2010/07/05	2010/07/06
60624	KBC Fin Products Int'l Ltd. - CP&CC R Bear CBBC Jul 2010 C	2010/07/06	2010/07/08
62808	SGA Societe Generale Acceptance N.V. - HSI R Bull CBBC Nov10I	2010/07/06	2010/07/07
62595	UBS AG - TCH R Bear CBBC Nov 2010 M	2010/07/06	2010/07/07
62829	CC Rabobank B.A. - HSI R Bull CBBC Dec 2010 H	2010/07/07	2010/07/08
62814	Credit Suisse AG - HSI R Bull CBBC Dec 2010 S	2010/07/07	2010/07/08
62843	Credit Suisse AG - HSI R Bull CBBC Dec 2010 T	2010/07/07	2010/07/08
62818	Deutsche Bank AG - HSI R Bull CBBC Jan 2011 D	2010/07/07	2010/07/08
62811	Deutsche Bank AG - HSI R Bull CBBC Oct 2010 G	2010/07/07	2010/07/08
62823	KBC Fin Products Int'l Ltd. - HSI R Bull CBBC Nov 2010 L	2010/07/07	2010/07/08
62820	KBC Fin Products Int'l Ltd. - HSI R Bull CBBC Oct 2010 R	2010/07/07	2010/07/08
61179	KBC Fin Products Int'l Ltd. - TCH R Bear CBBC Jul 2010 D	2010/07/07	2010/07/09
61194	RB of Scotland N.V. - BYD Company R Bear CBBC Jul 2010 H	2010/07/07	2010/07/09
62832	UBS AG - CC Bank R Bull CBBC Nov 2010 A	2010/07/07	2010/07/08
62813	UBS AG - HSI R Bull CBBC Dec 2010 N	2010/07/07	2010/07/08
62819	UBS AG - HSI R Bull CBBC Nov 2010 Y	2010/07/07	2010/07/08
62891	CC Rabobank B.A. - HSI R Bear CBBC Dec 2010 L	2010/07/08	2010/07/09
62873	Credit Suisse AG - A50 China R Bear CBBC Nov 2010 D	2010/07/08	2010/07/09
62880	Deutsche Bank AG - HSI R Bear CBBC Oct 2010 Y	2010/07/08	2010/07/09
62865	Deutsche Bank AG - HSI R Bull CBBC Nov 2010 E	2010/07/08	2010/07/09
61291	HK Bank - Sinopec Corp R Bull CBBC Jul 2010 B	2010/07/08	2010/07/12
68433	KBC Fin Products Int'l Ltd. - HSBC R Bear CBBC Jul 2010 A	2010/07/08	2010/07/12
62872	SGA Societe Generale Acceptance N.V. - HSI R Bear CBBC Nov10N	2010/07/08	2010/07/09
62871	SGA Societe Generale Acceptance N.V. - HSI R Bull CBBC Oct10F	2010/07/08	2010/07/09
62857	SGA Societe Generale Acceptance N.V. - HSI R Bull CBBC Oct10M	2010/07/08	2010/07/09
62868	UBS AG - HSI R Bull CBBC Nov 2010 W	2010/07/08	2010/07/09
62503	UBS AG - TCH R Bear CBBC Nov 2010 I	2010/07/08	2010/07/09
62830	CC Rabobank B.A. - HSI R Bear CBBC Dec 2010 I	2010/07/09	2010/07/12
62918	CC Rabobank B.A. - HSI R Bear CBBC Dec 2010 N	2010/07/09	2010/07/12
62902	Credit Suisse AG - HSI R Bear CBBC Nov 2010 J	2010/07/09	2010/07/12
62904	Credit Suisse AG - HSI R Bear CBBC Nov 2010 M	2010/07/09	2010/07/12
62903	Credit Suisse AG - HSI R Bear CBBC Nov 2010 O	2010/07/09	2010/07/12
62825	Credit Suisse AG - HSI R Bear CBBC Oct 2010 A	2010/07/09	2010/07/12
69714	Deutsche Bank AG - HKEx R Bear CBBC Jul 2010 A	2010/07/09	2010/07/13
69715	Deutsche Bank AG - HKEx R Bear CBBC Jul 2010 B	2010/07/09	2010/07/13
60176	Deutsche Bank AG - HSBC R Bear CBBC Jul 2010 B	2010/07/09	2010/07/13
62912	Deutsche Bank AG - HSI R Bear CBBC Dec 2010 V	2010/07/09	2010/07/12
62827	Deutsche Bank AG - HSI R Bear CBBC Nov 2010 C	2010/07/09	2010/07/12
62911	Deutsche Bank AG - HSI R Bear CBBC Nov 2010 W	2010/07/09	2010/07/12
60211	Deutsche Bank AG - Sinopec Corp R Bull CBBC Jul 2010 A	2010/07/09	2010/07/13
62909	J P Morgan SP BV - HSI R Bear CBBC Nov 2010 E	2010/07/09	2010/07/12
62841	J P Morgan SP BV - HSI R Bear CBBC Oct 2010 W	2010/07/09	2010/07/12
62838	KBC Fin Products Int'l Ltd. - HSI R Bear CBBC Oct 2010 W	2010/07/09	2010/07/12
62923	RB of Scotland N.V. - HSI R Bear CBBC Nov 2010 B	2010/07/09	2010/07/12
62858	SGA Societe Generale Acceptance N.V. - HSI R Bear CBBC Nov10J	2010/07/09	2010/07/12
62859	SGA Societe Generale Acceptance N.V. - HSI R Bear CBBC Nov10K	2010/07/09	2010/07/12
62906	SGA Societe Generale Acceptance N.V. - HSI R Bear CBBC Nov10O	2010/07/09	2010/07/12
62907	SGA Societe Generale Acceptance N.V. - HSI R Bear CBBC Nov10P	2010/07/09	2010/07/12
62908	SGA Societe Generale Acceptance N.V. - HSI R Bear CBBC Nov10Q	2010/07/09	2010/07/12
60419	UBS AG - A50 China R Bull CBBC Jul 2010 A	2010/07/09	2010/07/13
60625	UBS AG - BOCL R Bull CBBC Jul 2010 D	2010/07/09	2010/07/13
60955	UBS AG - BOCL R Bull CBBC Jul 2010 F	2010/07/09	2010/07/13
60148	UBS AG - CC Bank R Bull CBBC Jul 2010 A	2010/07/09	2010/07/13
60423	UBS AG - CC Bank R Bull CBBC Jul 2010 B	2010/07/09	2010/07/13
69723	UBS AG - CCHC R Bear CBBC Jul 2010 C	2010/07/09	2010/07/13
61117	UBS AG - CCHC R Bear CBBC Jul 2010 D	2010/07/09	2010/07/13
60152	UBS AG - China Life R Bull CBBC Jul 2010 A	2010/07/09	2010/07/13
60424	UBS AG - China Life R Bull CBBC Jul 2010 B	2010/07/09	2010/07/13
61069	UBS AG - China Mobile R Bull CBBC Jul 2010 B	2010/07/09	2010/07/13
60578	UBS AG - China Shenhua R Bull CBBC Jul 2010 A	2010/07/09	2010/07/13
62915	UBS AG - HSI R Bear CBBC Dec 2010 S	2010/07/09	2010/07/12
62916	UBS AG - HSI R Bear CBBC Dec 2010 U	2010/07/09	2010/07/12
62917	UBS AG - HSI R Bear CBBC Jan 2011 O	2010/07/09	2010/07/12

## List of expired CBBC, 2010 (continued)

Code	CBBC	Last trading date	Delisted date
62883	UBS AG - HSI R Bear CBBC Oct 2010 O	2010/07/09	2010/07/12
62836	UBS AG - HSI R Bear CBBC Oct 2010 Y	2010/07/09	2010/07/12
60447	UBS AG - Jiangxi Copper R Bull CBBC Jul 2010 A	2010/07/09	2010/07/13
60429	UBS AG - TCH R Bull CBBC Jul 2010 A	2010/07/09	2010/07/13
60678	UBS AG - TCH R Bull CBBC Jul 2010 B	2010/07/09	2010/07/13
62940	BNP Paribas Arbit Issu B.V. - HSI R Bear CBBC Feb 2011 B	2010/07/12	2010/07/13
62919	CC Rabobank B.A. - HSI R Bear CBBC Dec 2010 O	2010/07/12	2010/07/13
62930	Credit Suisse AG - HSI R Bear CBBC Nov 2010 Y	2010/07/12	2010/07/13
62874	Credit Suisse AG - HSI R Bear CBBC Oct 2010 B	2010/07/12	2010/07/13
62929	Credit Suisse AG - HSI R Bear CBBC Oct 2010 Y	2010/07/12	2010/07/13
62828	Deutsche Bank AG - HSI R Bear CBBC Dec 2010 U	2010/07/12	2010/07/13
62862	HK Bank - HSI R Bear CBBC Dec 2010 K	2010/07/12	2010/07/13
62931	HK Bank - HSI R Bear CBBC Dec 2010 N	2010/07/12	2010/07/13
62948	J P Morgan SP BV - HSI R Bear CBBC Nov 2010 G	2010/07/12	2010/07/13
62842	J P Morgan SP BV - HSI R Bear CBBC Oct 2010 X	2010/07/12	2010/07/13
62943	KBC Fin Products Int'l Ltd. - HSI R Bear CBBC Nov 2010 N	2010/07/12	2010/07/13
62920	RB of Scotland N.V. - A50 China R Bear CBBC Nov 2010 A	2010/07/12	2010/07/13
62860	SGA Societe Generale Acceptance N.V. -HSI R Bear CBBC Nov10L	2010/07/12	2010/07/13
62884	UBS AG - HSI R Bear CBBC Dec 2010 R	2010/07/12	2010/07/13
62942	UBS AG - HSI R Bear CBBC Feb 2011 F	2010/07/12	2010/07/13
62941	UBS AG - HSI R Bear CBBC Nov 2010 U	2010/07/12	2010/07/13
62913	UBS AG - HSI R Bear CBBC Oct 2010 J	2010/07/12	2010/07/13
62945	Credit Suisse AG - HSI R Bear CBBC Nov 2010 X	2010/07/13	2010/07/14
62779	Deutsche Bank AG - China Life R Bull CBBC Nov 2010 C	2010/07/13	2010/07/14
62954	UBS AG - HSI R Bear CBBC Dec 2010 T	2010/07/13	2010/07/14
62939	BNP Paribas Arbit Issu B.V. - HSI R Bear CBBC Jan 2011 E	2010/07/14	2010/07/15
62831	CC Rabobank B.A. - HSI R Bear CBBC Dec 2010 J	2010/07/14	2010/07/15
62892	CC Rabobank B.A. - HSI R Bear CBBC Dec 2010 M	2010/07/14	2010/07/15
62826	Credit Suisse AG - HSI R Bear CBBC Nov 2010 B	2010/07/14	2010/07/15
62805	Credit Suisse AG - HSI R Bear CBBC Oct 2010 V	2010/07/14	2010/07/15
62802	Deutsche Bank AG - HSI R Bear CBBC Dec 2010 Q	2010/07/14	2010/07/15
62964	Deutsche Bank AG - HSI R Bear CBBC Jan 2011 G	2010/07/14	2010/07/15
62963	Deutsche Bank AG - HSI R Bear CBBC Nov 2010 L	2010/07/14	2010/07/15
62817	Deutsche Bank AG - HSI R Bear CBBC Nov 2010 V	2010/07/14	2010/07/15
60619	KBC Fin Products Int'l Ltd. - CP&CC R Bull CBBC Jul 2010 A	2010/07/14	2010/07/16
62839	KBC Fin Products Int'l Ltd. - HSI R Bear CBBC Oct 2010 T	2010/07/14	2010/07/16
61210	KBC Fin Products Int'l Ltd. - Petrochina R Bear CBBC Jul10A	2010/07/14	2010/07/16
61178	KBC Fin Products Int'l Ltd. - TCH R Bear CBBC Jul 2010 C	2010/07/14	2010/07/16
62914	RB of Scotland N.V. - DJIA R Bear CBBC Dec 2010 C	2010/07/14	2010/07/16
62924	RB of Scotland N.V. - HSI R Bear CBBC Nov 2010 C	2010/07/14	2010/07/15
62801	SGA Societe Generale Acceptance N.V. -HSI R Bear CBBC Nov10H	2010/07/14	2010/07/15
62861	SGA Societe Generale Acceptance N.V. -HSI R Bear CBBC Nov10M	2010/07/14	2010/07/15
62866	UBS AG - HSBC R Bear CBBC Nov 2010 G	2010/07/14	2010/07/15
62938	UBS AG - HSCEI R Bear CBBC Nov 2010 G	2010/07/14	2010/07/15
62837	UBS AG - HSI R Bear CBBC Dec 2010 P	2010/07/14	2010/07/15
62806	UBS AG - HSI R Bear CBBC Nov 2010 D	2010/07/14	2010/07/15
62972	CC Rabobank B.A. - HSI R Bear CBBC Dec 2010 R	2010/07/15	2010/07/16
62966	Deutsche Bank AG - HSI R Bear CBBC Jan 2011 H	2010/07/15	2010/07/16
60605	HK Bank - Sinopec Corp R Bear CBBC Jul 2010 A	2010/07/15	2010/07/19
62139	UBS AG - BYD Company R Bull CBBC Nov 2010 B	2010/07/15	2010/07/16
62974	Credit Suisse AG - HSI R Bear CBBC Oct 2010 X	2010/07/16	2010/07/19
62986	Credit Suisse AG - HSI R Bull CBBC Dec 2010 C	2010/07/16	2010/07/19
60210	Deutsche Bank AG - China Life R Bull CBBC Jul 2010 A	2010/07/16	2010/07/20
69960	Deutsche Bank AG - HKEx R Bear CBBC Jul 2010 C	2010/07/16	2010/07/20
62975	Deutsche Bank AG - HSI R Bear CBBC Dec 2010 X	2010/07/16	2010/07/19
62987	Deutsche Bank AG - HSI R Bull CBBC Jan 2011 I	2010/07/16	2010/07/19
60440	Deutsche Bank AG - ICBC R Bull CBBC Jul 2010 C	2010/07/16	2010/07/20
69964	Deutsche Bank AG - Petrochina R Bear CBBC Jul 2010 A	2010/07/16	2010/07/20
62979	J P Morgan SP BV - HSI R Bull CBBC Nov 2010 L	2010/07/16	2010/07/19
62980	J P Morgan SP BV - HSI R Bull CBBC Nov 2010 M	2010/07/16	2010/07/19
62989	KBC Fin Products Int'l Ltd. - HSI R Bull CBBC Nov 2010 O	2010/07/16	2010/07/19
62197	RB of Scotland N.V. - BYD Company R Bull CBBC Oct 2010 A	2010/07/16	2010/07/19
61339	RB of Scotland N.V. - SHK Ppt R Bear CBBC Jul 2010 D	2010/07/16	2010/07/20
62973	SGA Societe Generale Acceptance N.V. -HSI R Bear CBBC Nov10R	2010/07/16	2010/07/19
62984	SGA Societe Generale Acceptance N.V. -HSI R Bull CBBC Nov10S	2010/07/16	2010/07/19
62982	SGA Societe Generale Acceptance N.V. -HSI R Bull CBBC Oct10F	2010/07/16	2010/07/19
61161	UBS AG - A50 China R Bear CBBC Jul 2010 E	2010/07/16	2010/07/20
60956	UBS AG - CC Bank R Bull CBBC Jul 2010 D	2010/07/16	2010/07/20
61131	UBS AG - China Life R Bear CBBC Jul 2010 E	2010/07/16	2010/07/20
62976	UBS AG - HSI R Bear CBBC Dec 2010 J	2010/07/16	2010/07/19
62985	UBS AG - HSI R Bull CBBC Nov 2010 F	2010/07/16	2010/07/19
63010	CC Rabobank B.A. - HSI R Bull CBBC Dec 2010 T	2010/07/19	2010/07/20
63012	CC Rabobank B.A. - HSI R Bull CBBC Dec 2010 U	2010/07/19	2010/07/20
62995	Credit Suisse AG - A50 China R Bull CBBC Jan 2011 C	2010/07/19	2010/07/20
62997	Credit Suisse AG - HSI R Bull CBBC Dec 2010 D	2010/07/19	2010/07/20
62998	Credit Suisse AG - HSI R Bull CBBC Dec 2010 H	2010/07/19	2010/07/20
62965	Credit Suisse AG - HSI R Bull CBBC Nov 2010 V	2010/07/19	2010/07/20
63014	Deutsche Bank AG - HSI R Bull CBBC Dec 2010 Z	2010/07/19	2010/07/20
62901	Deutsche Bank AG - HSI R Bull CBBC Jan 2011 F	2010/07/19	2010/07/20
62978	J P Morgan SP BV - HSI R Bull CBBC Nov 2010 K	2010/07/19	2010/07/20
63007	J P Morgan SP BV - HSI R Bull CBBC Nov 2010 N	2010/07/19	2010/07/20
63008	J P Morgan SP BV - HSI R Bull CBBC Nov 2010 O	2010/07/19	2010/07/20
63022	KBC Fin Products Int'l Ltd. - HSI R Bull CBBC Dec 2010 E	2010/07/19	2010/07/20
63018	KBC Fin Products Int'l Ltd. - HSI R Bull CBBC Nov 2010 Q	2010/07/19	2010/07/20
63019	KBC Fin Products Int'l Ltd. - HSI R Bull CBBC Nov 2010 R	2010/07/19	2010/07/20
66212	KBC Fin Products Int'l Ltd.-China Shenhua R Bull CBBC Jul10A	2010/07/19	2010/07/21
62921	RB of Scotland N.V. - BYD Company R Bull CBBC Dec 2010 A	2010/07/19	2010/07/20

## List of expired CBBC, 2010 (continued)

Code	CBBC	Last trading date	Delisted date
63005	SGA Societe Generale Acceptance N.V. -HSI R Bull CBBC Nov10U	2010/07/19	2010/07/20
63006	SGA Societe Generale Acceptance N.V. -HSI R Bull CBBC Nov10V	2010/07/19	2010/07/20
62981	SGA Societe Generale Acceptance N.V. -HSI R Bull CBBC Oct10M	2010/07/19	2010/07/20
63004	UBS AG - A50 China R Bull CBBC Jan 2011 C	2010/07/19	2010/07/20
62138	UBS AG - BYD Company R Bull CBBC Nov 2010 A	2010/07/19	2010/07/20
62889	UBS AG - HSI R Bull CBBC Dec 2010 Q	2010/07/19	2010/07/20
63002	UBS AG - HSI R Bull CBBC Mar 2011 B	2010/07/19	2010/07/20
63000	UBS AG - HSI R Bull CBBC Oct 2010 K	2010/07/19	2010/07/20
63001	UBS AG - HSI R Bull CBBC Oct 2010 Y	2010/07/19	2010/07/20
62824	Credit Suisse AG - A50 China R Bear CBBC Nov 2010 C	2010/07/20	2010/07/21
62992	Credit Suisse AG - HSI R Bear CBBC Oct 2010 A	2010/07/20	2010/07/21
63025	Credit Suisse AG - HSI R Bull CBBC Dec 2010 F	2010/07/20	2010/07/21
63027	Deutsche Bank AG - HSI R Bull CBBC Dec 2010 K	2010/07/20	2010/07/21
62990	SGA Societe Generale Acceptance N.V. -HSI R Bear CBBC Nov10T	2010/07/20	2010/07/21
62835	UBS AG - A50 China R Bear CBBC Oct 2010 B	2010/07/20	2010/07/21
62993	UBS AG - HSI R Bear CBBC Jan 2011 R	2010/07/20	2010/07/21
63023	UBS AG - HSI R Bull CBBC Dec 2010 B	2010/07/20	2010/07/21
63059	Credit Suisse AG - HSI R Bull CBBC Dec 2010 I	2010/07/21	2010/07/22
63060	Deutsche Bank AG - HSI R Bull CBBC Jan 2011 L	2010/07/21	2010/07/22
60911	HK Bank - CC Bank R Bull CBBC Jul 2010 B	2010/07/21	2010/07/23
60919	HK Bank - China Life R Bull CBBC Jul 2010 A	2010/07/21	2010/07/23
62853	SGA Societe Generale Acceptance N.V. -A50 R Bear CBBC Oct10B	2010/07/21	2010/07/22
63058	SGA Societe Generale Acceptance N.V. -HSI R Bull CBBC Nov10X	2010/07/21	2010/07/22
63063	UBS AG - HSI R Bull CBBC Feb 2011 I	2010/07/21	2010/07/22
63061	UBS AG - HSI R Bull CBBC Oct 2010 J	2010/07/21	2010/07/22
63099	CC Rabobank B.A. - HSI R Bear CBBC Dec 2010 V	2010/07/22	2010/07/23
63095	Credit Suisse AG - HSI R Bear CBBC Oct 2010 Y	2010/07/22	2010/07/23
63056	Credit Suisse AG - HSI R Bear CBBC Oct 2010 Y	2010/07/22	2010/07/23
62991	Deutsche Bank AG - HSI R Bear CBBC Dec 2010 Y	2010/07/22	2010/07/23
63096	Deutsche Bank AG - HSI R Bear CBBC Nov 2010 U	2010/07/22	2010/07/23
63080	Deutsche Bank AG - HSI R Bull CBBC Nov 2010 J	2010/07/22	2010/07/23
63097	KBC Fin Products Int'l Ltd. - HSI R Bear CBBC Nov 2010 S	2010/07/22	2010/07/23
63098	KBC Fin Products Int'l Ltd. - HSI R Bear CBBC Nov 2010 T	2010/07/22	2010/07/23
63048	SGA Societe Generale Acceptance N.V. -HSI R Bear CBBC Nov10W	2010/07/22	2010/07/23
62994	UBS AG - HSI R Bear CBBC Jan 2011 S	2010/07/22	2010/07/23
63094	UBS AG - HSI R Bear CBBC Nov 2010 Y	2010/07/22	2010/07/23
63024	UBS AG - HSI R Bear CBBC Oct 2010 O	2010/07/22	2010/07/23
63106	Barclays Bank plc - HSI R Bear CBBC Jan 2011 A	2010/07/23	2010/07/26
62894	BNP Paribas Arbit Issu B.V. - HSI R Bear CBBC Jan 2011 C	2010/07/23	2010/07/26
62799	CC Rabobank B.A. - HSI R Bear CBBC Dec 2010 F	2010/07/23	2010/07/26
63100	CC Rabobank B.A. - HSI R Bear CBBC Dec 2010 W	2010/07/23	2010/07/26
61749	Credit Suisse AG - A50 China R Bear CBBC Aug 2010 G	2010/07/23	2010/07/26
60141	Credit Suisse AG - A50 China R Bull CBBC Jul 2010 A	2010/07/23	2010/07/27
60139	Credit Suisse AG - China Life R Bull CBBC Jul 2010 A	2010/07/23	2010/07/27
60475	Credit Suisse AG - HSBC R Bear CBBC Jul 2010 B	2010/07/23	2010/07/27
62875	Credit Suisse AG - HSI R Bear CBBC Nov 2010 E	2010/07/23	2010/07/26
63093	Credit Suisse AG - HSI R Bear CBBC Oct 2010 B	2010/07/23	2010/07/26
63105	Credit Suisse AG - HSI R Bear CBBC Oct 2010 X	2010/07/23	2010/07/26
62810	Credit Suisse AG - HSI R Bear CBBC Oct 2010 Z	2010/07/23	2010/07/26
60287	Deutsche Bank AG - China Life R Bull CBBC Jul 2010 B	2010/07/23	2010/07/27
60362	Deutsche Bank AG - China Life R Bull CBBC Jul 2010 E	2010/07/23	2010/07/27
60742	Deutsche Bank AG - China Life R Bull CBBC Jul 2010 J	2010/07/23	2010/07/27
60795	Deutsche Bank AG - China Mobile R Bear CBBC Jul 2010 B	2010/07/23	2010/07/27
60506	Deutsche Bank AG - CNOOC R Bull CBBC Jul 2010 B	2010/07/23	2010/07/27
61003	Deutsche Bank AG - HKEx R Bear CBBC Jul 2010 G	2010/07/23	2010/07/27
60212	Deutsche Bank AG - HKEx R Bull CBBC Jul 2010 E	2010/07/23	2010/07/27
60647	Deutsche Bank AG - HKEx R Bull CBBC Jul 2010 F	2010/07/23	2010/07/27
61004	Deutsche Bank AG - HSBC R Bear CBBC Jul 2010 F	2010/07/23	2010/07/27
60567	Deutsche Bank AG - HSBC R Bull CBBC Jul 2010 D	2010/07/23	2010/07/27
63081	Deutsche Bank AG - HSI R Bear CBBC Dec 2010 P	2010/07/23	2010/07/26
63115	Deutsche Bank AG - HSI R Bear CBBC Jan 2011 M	2010/07/23	2010/07/26
63049	Deutsche Bank AG - HSI R Bear CBBC Nov 2010 P	2010/07/23	2010/07/26
62807	Deutsche Bank AG - HSI R Bear CBBC Oct 2010 V	2010/07/23	2010/07/26
60214	Deutsche Bank AG - ICBC R Bull CBBC Jul 2010 B	2010/07/23	2010/07/27
60833	Deutsche Bank AG - ICBC R Bull CBBC Jul 2010 D	2010/07/23	2010/07/27
60441	Deutsche Bank AG - Petrochina R Bull CBBC Jul 2010 B	2010/07/23	2010/07/27
61806	HK Bank - A50 R Bear CBBC Oct 2010 A	2010/07/23	2010/07/26
62863	HK Bank - HSI R Bear CBBC Dec 2010 L	2010/07/23	2010/07/26
62769	J P Morgan SP BV - HSI R Bear CBBC Nov 2010 D	2010/07/23	2010/07/26
63117	J P Morgan SP BV - HSI R Bear CBBC Nov 2010 P	2010/07/23	2010/07/26
63118	J P Morgan SP BV - HSI R Bear CBBC Nov 2010 Q	2010/07/23	2010/07/26
63119	J P Morgan SP BV - HSI R Bear CBBC Nov 2010 R	2010/07/23	2010/07/26
63120	J P Morgan SP BV - HSI R Bear CBBC Nov 2010 S	2010/07/23	2010/07/26
62043	KBC Fin Products Int'l Ltd. - A50 China R Bear CBBC Sep 10E	2010/07/23	2010/07/26
62840	KBC Fin Products Int'l Ltd. - HSI R Bear CBBC Nov 2010 M	2010/07/23	2010/07/26
61924	RB of Scotland N.V. - A50 China R Bear CBBC Sep 2010 G	2010/07/23	2010/07/26
61597	RB of Scotland N.V. - COVS R Bear CBBC Aug 2010 G	2010/07/23	2010/07/26
62877	RB of Scotland N.V. - HSI R Bear CBBC Oct 2010 X	2010/07/23	2010/07/26
61899	RB of Scotland N.V. - Jiangxi Copper R Bear CBBC Sep 2010 D	2010/07/23	2010/07/26
63103	SGA Societe Generale Acceptance N.V. -HSI R Bear CBBC Nov10I	2010/07/23	2010/07/26
63062	SGA Societe Generale Acceptance N.V. -HSI R Bear CBBC Nov10Y	2010/07/23	2010/07/26
63102	SGA Societe Generale Acceptance N.V. -HSI R Bear CBBC Nov10Z	2010/07/23	2010/07/26
62766	SGA Societe Generale Acceptance N.V. -HSI R Bear CBBC Oct10H	2010/07/23	2010/07/26
61770	UBS AG - A50 China R Bear CBBC Aug 2010 F	2010/07/23	2010/07/26
62951	UBS AG - A50 China R Bear CBBC Jan 2011 A	2010/07/23	2010/07/26
61133	UBS AG - A50 China R Bear CBBC Jul 2010 D	2010/07/23	2010/07/27
60422	UBS AG - Cheung Kong R Bull CBBC Jul 2010 A	2010/07/23	2010/07/27



## List of expired CBBC, 2010 (continued)

Code	CBBC	Last trading date	Delisted date
61118	UBS AG - China Mobile R Bear CBBC Jul 2010 C	2010/07/23	2010/07/27
63123	UBS AG - China Shenhua R Bear CBBC Jan 2011 A	2010/07/23	2010/07/26
61638	UBS AG - COVS R Bear CBBC Aug 2010 B	2010/07/23	2010/07/26
63055	UBS AG - HSI R Bear CBBC Dec 2010 D	2010/07/23	2010/07/26
63124	UBS AG - HSI R Bear CBBC Feb 2011 J	2010/07/23	2010/07/26
62885	UBS AG - HSI R Bear CBBC Jan 2011 N	2010/07/23	2010/07/26
62777	UBS AG - HSI R Bear CBBC Nov 2010 N	2010/07/23	2010/07/26
63092	UBS AG - HSI R Bear CBBC Nov 2010 T	2010/07/23	2010/07/26
63090	UBS AG - Jiangxi Copper R Bear CBBC Dec 2010 C	2010/07/23	2010/07/26
60420	UBS AG - Petrochina R Bear CBBC Jul 2010 B	2010/07/23	2010/07/27
60426	UBS AG - Petrochina R Bull CBBC Jul 2010 A	2010/07/23	2010/07/27
60427	UBS AG - SHK Ppt R Bull CBBC Jul 2010 A	2010/07/23	2010/07/27
60428	UBS AG - SHK Ppt R Bull CBBC Jul 2010 B	2010/07/23	2010/07/27
63109	Barclays Bank plc - HSI R Bear CBBC Jan 2011 B	2010/07/26	2010/07/27
63146	BNP Paribas Arbit Issu B.V. - HSI R Bear CBBC Feb 2011 D	2010/07/26	2010/07/27
62628	CC Rabobank B.A. - HSI R Bear CBBC Nov 2010 X	2010/07/26	2010/07/27
63145	Credit Suisse AG - HSI R Bear CBBC Nov 2010 Z	2010/07/26	2010/07/27
62758	Credit Suisse AG - HSI R Bear CBBC Oct 2010 H	2010/07/26	2010/07/27
63034	Deutsche Bank AG - China Life R Bear CBBC Dec 2010 D	2010/07/26	2010/07/27
63139	Deutsche Bank AG - HSI R Bear CBBC Dec 2010 O	2010/07/26	2010/07/27
62767	Deutsche Bank AG - HSI R Bear CBBC Nov 2010 Q	2010/07/26	2010/07/27
62798	Goldman Sachs SP (Asia) - HSI R Bear CBBC Nov 2010 G	2010/07/26	2010/07/27
63140	J P Morgan SP BV - HSI R Bear CBBC Nov 2010 T	2010/07/26	2010/07/27
63141	J P Morgan SP BV - HSI R Bear CBBC Nov 2010 U	2010/07/26	2010/07/27
63148	KBC Fin Products Int'l Ltd. - HSI R Bear CBBC Dec 2010 F	2010/07/26	2010/07/27
63147	KBC Fin Products Int'l Ltd. - HSI R Bear CBBC Nov 2010 U	2010/07/26	2010/07/27
63152	RB of Scotland N.V. - BYD Company R Bear CBBC Dec 2010 D	2010/07/26	2010/07/27
62922	RB of Scotland N.V. - HSCEI R Bear CBBC Nov 2010 A	2010/07/26	2010/07/27
63151	RB of Scotland N.V. - HSI R Bear CBBC Nov 2010 D	2010/07/26	2010/07/27
63144	SGA Societe Generale Acceptance N.V. -HSI R Bear CBBC Nov10P	2010/07/26	2010/07/27
63143	SGA Societe Generale Acceptance N.V. -HSI R Bear CBBC Nov10Q	2010/07/26	2010/07/27
62759	SGA Societe Generale Acceptance N.V. -HSI R Bear CBBC Oct10Z	2010/07/26	2010/07/27
62882	UBS AG - HSCEI R Bear CBBC Dec 2010 E	2010/07/26	2010/07/27
63157	UBS AG - HSI R Bear CBBC Oct 2010 K	2010/07/26	2010/07/27
62740	UBS AG - HSI R Bear CBBC Sep 2010 O	2010/07/26	2010/07/27
61949	Barclays Bank plc - HSI R Bear CBBC Aug 2010 G	2010/07/27	2010/07/28
62893	BNP Paribas Arbit Issu B.V. - HSI R Bear CBBC Dec 2010 L	2010/07/27	2010/07/28
61852	CC Rabobank B.A. - HSI R Bear CBBC Sep 2010 Z	2010/07/27	2010/07/28
61971	Credit Suisse AG - HSBC R Bear CBBC Aug 2010 A	2010/07/27	2010/07/28
61713	Credit Suisse AG - HSI R Bear CBBC Aug 2010 Y	2010/07/27	2010/07/28
61706	Deutsche Bank AG - HSI R Bear CBBC Aug 2010 D	2010/07/27	2010/07/28
63160	Deutsche Bank AG - HSI R Bear CBBC Jan 2011 O	2010/07/27	2010/07/28
60745	Deutsche Bank AG - Sinopec Corp R Bull CBBC Jul 2010 C	2010/07/27	2010/07/29
60600	HK Bank - CC Bank R Bull CBBC Jul 2010 A	2010/07/27	2010/07/29
62542	J P Morgan SP BV - HSI R Bear CBBC Oct 2010 L	2010/07/27	2010/07/28
61730	KBC Fin Products Int'l Ltd. - HSI R Bear CBBC Aug 2010 G	2010/07/27	2010/07/28
62108	Macquarie Bank Ltd. - HSI R Bear CBBC Sep 2010 A	2010/07/27	2010/07/28
62878	RB of Scotland N.V. - DJIA R Bear CBBC Dec 2010 A	2010/07/27	2010/07/28
62394	RB of Scotland N.V. - HSBC R Bear CBBC Oct 2010 E	2010/07/27	2010/07/28
61846	RB of Scotland N.V. - HSI R Bear CBBC Sep 2010 K	2010/07/27	2010/07/28
60381	SGA Societe Generale Acceptance N.V. -A50 R Bear CBBC Jul10D	2010/07/27	2010/07/29
60705	SGA Societe Generale Acceptance N.V. -A50 R Bull CBBC Jul10E	2010/07/27	2010/07/29
60401	SGA Societe Generale Acceptance N.V. -CCB R Bull CBBC Jul10A	2010/07/27	2010/07/29
60402	SGA Societe Generale Acceptance N.V. -CCB R Bull CBBC Jul10B	2010/07/27	2010/07/29
61709	SGA Societe Generale Acceptance N.V. -HSI R Bear CBBC Sep10P	2010/07/27	2010/07/28
60409	SGA Societe Generale Acceptance N.V. -HKEx R Bear CBBC Jul10D	2010/07/27	2010/07/29
60703	SGA Societe Generale Acceptance N.V. -HSBC R Bear CBBC Jul10C	2010/07/27	2010/07/29
60704	SGA Societe Generale Acceptance N.V. -HSBC R Bear CBBC Jul10D	2010/07/27	2010/07/29
60701	SGA Societe Generale Acceptance N.V. -HSBC R Bull CBBC Jul10A	2010/07/27	2010/07/29
60840	SGA Societe Generale Acceptance N.V. -ICBC R Bull CBBC Jul10A	2010/07/27	2010/07/29
60841	SGA Societe Generale Acceptance N.V. -ICBC R Bull CBBC Jul10B	2010/07/27	2010/07/29
60766	SGA Societe Generale Acceptance N.V. -CK(H) R Bear CBBC Jul10B	2010/07/27	2010/07/29
60765	SGA Societe Generale Acceptance N.V. -CK(H) R Bull CBBC Jul10A	2010/07/27	2010/07/29
61137	SGA Societe Generale Acceptance N.V. -CLife R Bear CBBC Jul10F	2010/07/27	2010/07/29
60374	SGA Societe Generale Acceptance N.V. -CLife R Bull CBBC Jul10A	2010/07/27	2010/07/29
60375	SGA Societe Generale Acceptance N.V. -CLife R Bull CBBC Jul10B	2010/07/27	2010/07/29
60403	SGA Societe Generale Acceptance N.V. -CP&CC R Bull CBBC Jul10A	2010/07/27	2010/07/29
60842	SGA Societe Generale Acceptance N.V. -PetCh R Bear CBBC Jul10B	2010/07/27	2010/07/29
60838	SGA Societe Generale Acceptance N.V. -PetCh R Bull CBBC Jul10A	2010/07/27	2010/07/29
61997	UBS AG - HSBC R Bear CBBC Oct 2010 B	2010/07/27	2010/07/28
61724	UBS AG - HSI R Bear CBBC Aug 2010 B	2010/07/27	2010/07/28
63158	UBS AG - HSI R Bear CBBC Dec 2010 I	2010/07/27	2010/07/28
62969	UBS AG - HSI R Bear CBBC Dec 2010 Z	2010/07/27	2010/07/28
61735	UBS AG - HSI R Bear CBBC Nov 2010 R	2010/07/27	2010/07/28
62504	UBS AG - TCH R Bear CBBC Nov 2010 J	2010/07/27	2010/07/28
69980	Barclays Bank plc - HSI R Bear CBBC Jul 2010 E	2010/07/28	2010/07/30
69981	Barclays Bank plc - HSI R Bear CBBC Jul 2010 F	2010/07/28	2010/07/30
61951	Barclays Bank plc - HSI R Bear CBBC Sep 2010 M	2010/07/28	2010/07/29
60452	BNP Paribas Arbit Issu B.V. - HSI R Bull CBBC Jul 2010 A	2010/07/28	2010/07/30
60652	BNP Paribas Arbit Issu B.V. - HSI R Bull CBBC Jul 2010 F	2010/07/28	2010/07/30
62959	CC Rabobank B.A. - HSI R Bear CBBC Dec 2010 Q	2010/07/28	2010/07/29
61822	Credit Suisse AG - HSI R Bear CBBC Aug 2010 G	2010/07/28	2010/07/29
69217	Credit Suisse AG - HSI R Bear CBBC Jul 2010 A	2010/07/28	2010/07/30
60472	Credit Suisse AG - HSI R Bear CBBC Jul 2010 J	2010/07/28	2010/07/30
61571	Credit Suisse AG - HSI R Bear CBBC Jul 2010 S	2010/07/28	2010/07/30
62996	Credit Suisse AG - HSI R Bear CBBC Nov 2010 U	2010/07/28	2010/07/29
69297	Credit Suisse AG - HSI R Bull CBBC Jul 2010 D	2010/07/28	2010/07/30

## List of expired CBBC, 2010 (continued)

Code	CBBC	Last trading date	Delisted date
60081	Credit Suisse AG - HSI R Bull CBBC Jul 2010 F	2010/07/28	2010/07/30
60083	Credit Suisse AG - HSI R Bull CBBC Jul 2010 G	2010/07/28	2010/07/30
60143	Credit Suisse AG - HSI R Bull CBBC Jul 2010 I	2010/07/28	2010/07/30
62466	Deutsche Bank AG - HSBC R Bear CBBC Dec 2010 B	2010/07/28	2010/07/29
62803	Deutsche Bank AG - HSI R Bear CBBC Dec 2010 R	2010/07/28	2010/07/29
61122	Deutsche Bank AG - HSI R Bear CBBC Jul 2010 M	2010/07/28	2010/07/30
61761	Deutsche Bank AG - HSI R Bear CBBC Nov 2010 G	2010/07/28	2010/07/29
60020	Deutsche Bank AG - HSI R Bull CBBC Jul 2010 E	2010/07/28	2010/07/30
60062	Deutsche Bank AG - HSI R Bull CBBC Jul 2010 F	2010/07/28	2010/07/30
60063	Deutsche Bank AG - HSI R Bull CBBC Jul 2010 G	2010/07/28	2010/07/30
60553	Deutsche Bank AG - HSI R Bull CBBC Jul 2010 P	2010/07/28	2010/07/30
60554	Deutsche Bank AG - HSI R Bull CBBC Jul 2010 Q	2010/07/28	2010/07/30
60555	Deutsche Bank AG - HSI R Bull CBBC Jul 2010 R	2010/07/28	2010/07/30
60556	Deutsche Bank AG - HSI R Bull CBBC Jul 2010 S	2010/07/28	2010/07/30
60557	Deutsche Bank AG - HSI R Bull CBBC Jul 2010 T	2010/07/28	2010/07/30
60585	Goldman Sachs SP (Asia) - HSI R Bull CBBC Jul 2010 F	2010/07/28	2010/07/30
60651	Goldman Sachs SP (Asia) - HSI R Bull CBBC Jul 2010 I	2010/07/28	2010/07/30
60853	Goldman Sachs SP (Asia) - HSI R Bull CBBC Jul 2010 O	2010/07/28	2010/07/30
60854	Goldman Sachs SP (Asia) - HSI R Bull CBBC Jul 2010 P	2010/07/28	2010/07/30
68217	HK Bank - HSI R Bear CBBC Jul 2010 G	2010/07/28	2010/07/30
60283	HK Bank - HSI R Bear CBBC Jul 2010 K	2010/07/28	2010/07/30
62117	KBC Fin Products Int'l Ltd. - HSBC R Bear CBBC Sep 2010 B	2010/07/28	2010/07/29
60976	KBC Fin Products Int'l Ltd. - HSI R Bear CBBC Jul 2010 H	2010/07/28	2010/07/30
60977	KBC Fin Products Int'l Ltd. - HSI R Bear CBBC Jul 2010 I	2010/07/28	2010/07/30
61219	KBC Fin Products Int'l Ltd. - HSI R Bear CBBC Jul 2010 P	2010/07/28	2010/07/30
61220	KBC Fin Products Int'l Ltd. - HSI R Bear CBBC Jul 2010 Q	2010/07/28	2010/07/30
61221	KBC Fin Products Int'l Ltd. - HSI R Bear CBBC Jul 2010 R	2010/07/28	2010/07/30
61423	KBC Fin Products Int'l Ltd. - HSI R Bear CBBC Jul 2010 V	2010/07/28	2010/07/30
62612	KBC Fin Products Int'l Ltd. - HSI R Bear CBBC Oct 2010 S	2010/07/28	2010/07/29
60368	KBC Fin Products Int'l Ltd. - HSI R Bull CBBC Jul 2010 B	2010/07/28	2010/07/30
60369	KBC Fin Products Int'l Ltd. - HSI R Bull CBBC Jul 2010 C	2010/07/28	2010/07/30
61127	Macquarie Bank Ltd. - HSI R Bear CBBC Jul 2010 B	2010/07/28	2010/07/30
61591	SGA Societe Generale Acceptance N.V. -HSI R Bear CBBC Jul10G	2010/07/28	2010/07/30
69872	SGA Societe Generale Acceptance N.V. -HSI R Bear CBBC Jul10K	2010/07/28	2010/07/30
69873	SGA Societe Generale Acceptance N.V. -HSI R Bear CBBC Jul10L	2010/07/28	2010/07/30
69874	SGA Societe Generale Acceptance N.V. -HSI R Bear CBBC Jul10M	2010/07/28	2010/07/30
61592	SGA Societe Generale Acceptance N.V. -HSI R Bear CBBC Jul10O	2010/07/28	2010/07/30
61569	SGA Societe Generale Acceptance N.V. -HSI R Bear CBBC Jul10Q	2010/07/28	2010/07/30
61567	SGA Societe Generale Acceptance N.V. -HSI R Bear CBBC Jul10V	2010/07/28	2010/07/30
61519	SGA Societe Generale Acceptance N.V. -HSI R Bear CBBC Jul10W	2010/07/28	2010/07/30
61568	SGA Societe Generale Acceptance N.V. -HSI R Bear CBBC Jul10Y	2010/07/28	2010/07/30
61518	SGA Societe Generale Acceptance N.V. -HSI R Bear CBBC Jul10Z	2010/07/28	2010/07/30
63171	SGA Societe Generale Acceptance N.V. -HSI R Bear CBBC Nov10O	2010/07/28	2010/07/29
61710	SGA Societe Generale Acceptance N.V. -HSI R Bear CBBC Sep10O	2010/07/28	2010/07/29
60068	SGA Societe Generale Acceptance N.V. -HSI R Bull CBBC Jul10R	2010/07/28	2010/07/30
60069	SGA Societe Generale Acceptance N.V. -HSI R Bull CBBC Jul10S	2010/07/28	2010/07/30
60070	SGA Societe Generale Acceptance N.V. -HSI R Bull CBBC Jul10T	2010/07/28	2010/07/30
60071	SGA Societe Generale Acceptance N.V. -HSI R Bull CBBC Jul10U	2010/07/28	2010/07/30
60388	SGA Societe Generale Acceptance NV -HSCEI R Bull CBBC Jul10A	2010/07/28	2010/07/30
60898	SGA Societe Generale Acceptance NV -HSCEI R Bull CBBC Jul10D	2010/07/28	2010/07/30
63026	UBS AG - China Life R Bear CBBC Dec 2010 E	2010/07/28	2010/07/29
62072	UBS AG - HSBC R Bear CBBC Sep 2010 C	2010/07/28	2010/07/29
60355	UBS AG - HSCEI R Bull CBBC Jul 2010 A	2010/07/28	2010/07/30
68568	UBS AG - HSI R Bear CBBC Jul 2010 A	2010/07/28	2010/07/30
68569	UBS AG - HSI R Bear CBBC Jul 2010 B	2010/07/28	2010/07/30
69629	UBS AG - HSI R Bear CBBC Jul 2010 P	2010/07/28	2010/07/30
69681	UBS AG - HSI R Bear CBBC Jul 2010 Q	2010/07/28	2010/07/30
61609	UBS AG - HSI R Bear CBBC Jul 2010 R	2010/07/28	2010/07/30
61493	UBS AG - HSI R Bear CBBC Jul 2010 S	2010/07/28	2010/07/30
61587	UBS AG - HSI R Bear CBBC Jul 2010 T	2010/07/28	2010/07/30
63172	UBS AG - HSI R Bear CBBC Oct 2010 J	2010/07/28	2010/07/29
61763	UBS AG - HSI R Bear CBBC Oct 2010 S	2010/07/28	2010/07/29
60226	UBS AG - HSI R Bull CBBC Jul 2010 C	2010/07/28	2010/07/30
60225	UBS AG - HSI R Bull CBBC Jul 2010 D	2010/07/28	2010/07/30
60315	UBS AG - HSI R Bull CBBC Jul 2010 F	2010/07/28	2010/07/30
60631	UBS AG - HSI R Bull CBBC Jul 2010 J	2010/07/28	2010/07/30
60314	UBS AG - HSI R Bull CBBC Jul 2010 K	2010/07/28	2010/07/30
60632	UBS AG - HSI R Bull CBBC Jul 2010 Z	2010/07/28	2010/07/30
63181	Credit Suisse AG - HSI R Bear CBBC Oct 2010 A	2010/07/29	2010/07/30
62529	Credit Suisse AG - TCH R Bear CBBC Oct 2010 B	2010/07/29	2010/07/30
63182	Deutsche Bank AG - HSI R Bear CBBC Dec 2010 U	2010/07/29	2010/07/30
63192	KBC Fin Products Int'l Ltd. - HSI R Bear CBBC Nov 2010 W	2010/07/29	2010/07/30
62626	RB of Scotland N.V. - TCH R Bear CBBC Oct 2010 K	2010/07/29	2010/07/30
63187	UBS AG - HSI R Bear CBBC Jan 2011 U	2010/07/29	2010/07/30
62505	UBS AG - TCH R Bear CBBC Dec 2010 B	2010/07/29	2010/07/30
63210	Credit Suisse AG - HSI R Bear CBBC Nov 2010 S	2010/07/30	2010/08/02
60939	Deutsche Bank AG - China Mobile R Bear CBBC Aug 2010 A	2010/07/30	2010/08/03
61030	Deutsche Bank AG - China Mobile R Bull CBBC Aug 2010 B	2010/07/30	2010/08/03
63218	Deutsche Bank AG - HSI R Bear CBBC Jan 2011 Q	2010/07/30	2010/08/02
63217	Deutsche Bank AG - HSI R Bear CBBC Nov 2010 S	2010/07/30	2010/08/02
61050	Deutsche Bank AG - ICBC R Bear CBBC Aug 2010 A	2010/07/30	2010/08/03
60940	Deutsche Bank AG - Petrochina R Bear CBBC Aug 2010 A	2010/07/30	2010/08/03
61500	KBC Fin Products Int'l Ltd. - A50 China R Bear CBBC Aug 10C	2010/07/30	2010/08/03
60694	KBC Fin Products Int'l Ltd. - HSBC R Bull CBBC Aug 2010 A	2010/07/30	2010/08/03
61100	KBC Fin Products Int'l Ltd. - SHK Ppt R Bear CBBC Aug 2010 A	2010/07/30	2010/08/03
63211	UBS AG - HSI R Bear CBBC Dec 2010 L	2010/07/30	2010/08/02
61950	Barclays Bank plc - HSI R Bear CBBC Aug 2010 H	2010/08/02	2010/08/03

## List of expired CBBC, 2010 (continued)

Code	CBBC	Last trading date	Delisted date
61781	Barclays Bank plc - HSI R Bear CBBC Nov 2010 D	2010/08/02	2010/08/03
61952	Barclays Bank plc - HSI R Bear CBBC Sep 2010 N	2010/08/02	2010/08/03
62710	BNP Paribas Arbit Issu B.V. - HSI R Bear CBBC Dec 2010 K	2010/08/02	2010/08/03
61808	BNP Paribas Arbit Issu B.V. - HSI R Bear CBBC Sep 2010 E	2010/08/02	2010/08/03
61955	BOCI Asia Ltd. - HSI R Bear CBBC Aug 2010 E	2010/08/02	2010/08/03
62800	CC Rabobank B.A. - HSI R Bear CBBC Dec 2010 G	2010/08/02	2010/08/03
61853	CC Rabobank B.A. - HSI R Bear CBBC Sep 2010 A	2010/08/02	2010/08/03
61655	CC Rabobank B.A. - HSI R Bear CBBC Sep 2010 V	2010/08/02	2010/08/03
61662	Credit Suisse AG - HSI R Bear CBBC Aug 2010 V	2010/08/02	2010/08/03
63258	Credit Suisse AG - HSI R Bear CBBC Nov 2010 T	2010/08/02	2010/08/03
62783	Credit Suisse AG - HSI R Bear CBBC Oct 2010 F	2010/08/02	2010/08/03
61907	Credit Suisse AG - HSI R Bear CBBC Oct 2010 L	2010/08/02	2010/08/03
62368	Credit Suisse AG - HSI R Bear CBBC Oct 2010 R	2010/08/02	2010/08/03
62220	Deutsche Bank AG - HKEx R Bear CBBC Nov 2010 A	2010/08/02	2010/08/03
61692	Deutsche Bank AG - HSI R Bear CBBC Aug 2010 E	2010/08/02	2010/08/03
61768	Deutsche Bank AG - HSI R Bear CBBC Dec 2010 D	2010/08/02	2010/08/03
63254	Deutsche Bank AG - HSI R Bear CBBC Nov 2010 E	2010/08/02	2010/08/03
61686	Deutsche Bank AG - HSI R Bear CBBC Sep 2010 A	2010/08/02	2010/08/03
61707	Deutsche Bank AG - HSI R Bear CBBC Sep 2010 E	2010/08/02	2010/08/03
61856	Goldman Sachs SP (Asia) - HSI R Bear CBBC Oct 2010 F	2010/08/02	2010/08/03
61810	HK Bank - HSI R Bear CBBC Oct 2010 H	2010/08/02	2010/08/03
62515	HK Bank - TCH R Bear CBBC Oct 2010 A	2010/08/02	2010/08/03
62696	J P Morgan SP BV - HSI R Bear CBBC Oct 2010 S	2010/08/02	2010/08/03
61732	KBC Fin Products Int'l Ltd. - HSI R Bear CBBC Oct 2010 G	2010/08/02	2010/08/03
62611	KBC Fin Products Int'l Ltd. - HSI R Bear CBBC Sep 2010 D	2010/08/02	2010/08/03
61665	KBC Fin Products Int'l Ltd. - HSI R Bear CBBC Sep 2010 M	2010/08/02	2010/08/03
61799	RB of Scotland N.V. - HSI R Bear CBBC Sep 2010 I	2010/08/02	2010/08/03
61847	RB of Scotland N.V. - HSI R Bear CBBC Sep 2010 L	2010/08/02	2010/08/03
63259	SGA Societe Generale Acceptance N.V. - HSI R Bear CBBC Nov10R	2010/08/02	2010/08/03
61711	SGA Societe Generale Acceptance N.V. - HSI R Bear CBBC Sep10J	2010/08/02	2010/08/03
61646	SGA Societe Generale Acceptance N.V. - HSI R Bear CBBC Sep10T	2010/08/02	2010/08/03
61645	SGA Societe Generale Acceptance N.V. - HSI R Bear CBBC Sep10X	2010/08/02	2010/08/03
63216	UBS AG - A50 China R Bear CBBC Jan 2011 G	2010/08/02	2010/08/03
62867	UBS AG - HKEx R Bear CBBC Nov 2010 G	2010/08/02	2010/08/03
61650	UBS AG - HSI R Bear CBBC Aug 2010 W	2010/08/02	2010/08/03
63256	UBS AG - HSI R Bear CBBC Dec 2010 S	2010/08/02	2010/08/03
62971	UBS AG - HSI R Bear CBBC Jan 2011 Q	2010/08/02	2010/08/03
61744	UBS AG - HSI R Bear CBBC Nov 2010 S	2010/08/02	2010/08/03
61691	UBS AG - HSI R Bear CBBC Oct 2010 Z	2010/08/02	2010/08/03
61743	UBS AG - HSI R Bear CBBC Sep 2010 P	2010/08/02	2010/08/03
61777	Barclays Bank plc - HSI R Bear CBBC Aug 2010 D	2010/08/03	2010/08/04
61782	Barclays Bank plc - HSI R Bear CBBC Nov 2010 E	2010/08/03	2010/08/04
61807	BNP Paribas Arbit Issu B.V. - HSI R Bear CBBC Aug 2010 M	2010/08/03	2010/08/04
62706	CC Rabobank B.A. - HSI R Bear CBBC Nov 2010 D	2010/08/03	2010/08/04
62708	CC Rabobank B.A. - HSI R Bear CBBC Nov 2010 E	2010/08/03	2010/08/04
61823	Credit Suisse AG - HSI R Bear CBBC Aug 2010 K	2010/08/03	2010/08/04
61690	Credit Suisse AG - HSI R Bear CBBC Aug 2010 X	2010/08/03	2010/08/04
63270	Credit Suisse AG - HSI R Bear CBBC Nov 2010 O	2010/08/03	2010/08/04
61679	Deutsche Bank AG - HSI R Bear CBBC Aug 2010 W	2010/08/03	2010/08/04
62804	Deutsche Bank AG - HSI R Bear CBBC Dec 2010 S	2010/08/03	2010/08/04
63278	Deutsche Bank AG - HSI R Bear CBBC Jan 2011 S	2010/08/03	2010/08/04
61738	Deutsche Bank AG - HSI R Bear CBBC Oct 2010 P	2010/08/03	2010/08/04
61857	Goldman Sachs SP (Asia) - HSI R Bear CBBC Oct 2010 G	2010/08/03	2010/08/04
61698	HK Bank - HSI R Bear CBBC Sep 2010 I	2010/08/03	2010/08/04
62543	J P Morgan SP BV - HSI R Bear CBBC Nov 2010 B	2010/08/03	2010/08/04
62697	J P Morgan SP BV - HSI R Bear CBBC Oct 2010 T	2010/08/03	2010/08/04
61664	KBC Fin Products Int'l Ltd. - HSI R Bear CBBC Aug 2010 N	2010/08/03	2010/08/04
63193	KBC Fin Products Int'l Ltd. - HSI R Bear CBBC Nov 2010 X	2010/08/03	2010/08/04
62751	KBC Fin Products Int'l Ltd. - HSI R Bear CBBC Oct 2010 N	2010/08/03	2010/08/04
61731	KBC Fin Products Int'l Ltd. - HSI R Bear CBBC Sep 2010 O	2010/08/03	2010/08/04
61861	Macquarie Bank Ltd. - HSI R Bear CBBC Aug 2010 C	2010/08/03	2010/08/04
63077	RB of Scotland N.V. - COVS R Bear CBBC Dec 2010 B	2010/08/03	2010/08/04
61894	RB of Scotland N.V. - HSBC R Bear CBBC Oct 2010 C	2010/08/03	2010/08/04
61798	RB of Scotland N.V. - HSI R Bear CBBC Sep 2010 H	2010/08/03	2010/08/04
61644	SGA Societe Generale Acceptance N.V. - HSI R Bear CBBC Aug10P	2010/08/03	2010/08/04
63104	SGA Societe Generale Acceptance N.V. - HSI R Bear CBBC Nov10N	2010/08/03	2010/08/04
61672	SGA Societe Generale Acceptance N.V. - HSI R Bear CBBC Sep10R	2010/08/03	2010/08/04
63088	UBS AG - COVS R Bear CBBC Dec 2010 B	2010/08/03	2010/08/04
61727	UBS AG - HKEx R Bear CBBC Oct 2010 E	2010/08/03	2010/08/04
61663	UBS AG - HSI R Bear CBBC Aug 2010 Q	2010/08/03	2010/08/04
62970	UBS AG - HSI R Bear CBBC Dec 2010 K	2010/08/03	2010/08/04
63269	UBS AG - HSI R Bear CBBC Nov 2010 Y	2010/08/03	2010/08/04
61637	UBS AG - HSI R Bear CBBC Oct 2010 X	2010/08/03	2010/08/04
61610	UBS AG - HSI R Bear CBBC Sep 2010 V	2010/08/03	2010/08/04
63220	Credit Suisse AG - A50 China R Bull CBBC Jan 2011 E	2010/08/04	2010/08/05
61771	Credit Suisse AG - HSBC R Bear CBBC Sep 2010 D	2010/08/04	2010/08/05
63302	Credit Suisse AG - HSI R Bear CBBC Nov 2010 M	2010/08/04	2010/08/05
63285	Deutsche Bank AG - HSI R Bear CBBC Dec 2010 Z	2010/08/04	2010/08/05
61528	KBC Fin Products Int'l Ltd. - Ch Life R Bear CBBC Aug 2010 C	2010/08/04	2010/08/06
61535	KBC Fin Products Int'l Ltd. - Ch Mobile R Bear CBBC Sep 10A	2010/08/04	2010/08/05
61889	RB of Scotland N.V. - China Mobile R Bear CBBC Aug 2010 F	2010/08/04	2010/08/05
62499	RB of Scotland N.V. - TCH R Bear CBBC Oct 2010 I	2010/08/04	2010/08/05
63284	SGA Societe Generale Acceptance N.V. - HSI R Bear CBBC Nov10U	2010/08/04	2010/08/05
63307	SGA Societe Generale Acceptance N.V. - HSI R Bear CBBC Nov10X	2010/08/04	2010/08/05
61741	UBS AG - China Mobile R Bear CBBC Oct 2010 C	2010/08/04	2010/08/05
63290	UBS AG - HSI R Bear CBBC Dec 2010 P	2010/08/04	2010/08/05
63289	UBS AG - HSI R Bear CBBC Nov 2010 N	2010/08/04	2010/08/05

## List of expired CBBC, 2010 (continued)

Code	CBBC	Last trading date	Delisted date
61648	UBS AG - SHK Ppt R Bear CBBC Sep 2010 A	2010/08/04	2010/08/05
63313	UBS AG - A50 China R Bull CBBC Jan 2011 H	2010/08/05	2010/08/06
61779	Barclays Bank plc - HSI R Bear CBBC Sep 2010 L	2010/08/06	2010/08/09
62709	BNP Paribas Arbit Issu B.V. - HSI R Bear CBBC Nov 2010 M	2010/08/06	2010/08/09
62761	CC Rabobank B.A. - HSI R Bear CBBC Dec 2010 D	2010/08/06	2010/08/09
62377	Credit Suisse AG - China Mobile R Bear CBBC Oct 2010 C	2010/08/06	2010/08/09
62369	Credit Suisse AG - HSI R Bear CBBC Oct 2010 S	2010/08/06	2010/08/09
61740	Deutsche Bank AG - HSI R Bear CBBC Dec 2010 C	2010/08/06	2010/08/09
63355	Deutsche Bank AG - HSI R Bear CBBC Jan 2011 W	2010/08/06	2010/08/09
63356	Deutsche Bank AG - HSI R Bear CBBC Jan 2011 X	2010/08/06	2010/08/09
61687	Deutsche Bank AG - HSI R Bear CBBC Oct 2010 L	2010/08/06	2010/08/09
61666	KBC Fin Products Int'l Ltd. - HSI R Bear CBBC Sep 2010 N	2010/08/06	2010/08/09
63247	RB of Scotland N.V. - A50 China R Bull CBBC Nov 2010 C	2010/08/06	2010/08/09
61881	RB of Scotland N.V. - CC Bank R Bear CBBC Sep 2010 B	2010/08/06	2010/08/09
61337	RB of Scotland N.V. - COVS R Bear CBBC Aug 2010 B	2010/08/06	2010/08/10
61489	RB of Scotland N.V. - COVS R Bear CBBC Aug 2010 D	2010/08/06	2010/08/10
62632	SGA Societe Generale Acceptance N.V. -HSI R Bear CBBC Oct10A	2010/08/06	2010/08/09
61725	UBS AG - CC Bank R Bear CBBC Oct 2010 B	2010/08/06	2010/08/09
61627	UBS AG - China Mobile R Bear CBBC Oct 2010 B	2010/08/06	2010/08/09
62428	UBS AG - HSI R Bear CBBC Nov 2010 Z	2010/08/06	2010/08/09
61160	UBS AG - TCH R Bear CBBC Aug 2010 A	2010/08/06	2010/08/10
61778	Barclays Bank plc - HSI R Bear CBBC Aug 2010 E	2010/08/09	2010/08/10
63364	BNP Paribas Arbit Issu B.V. - HSI R Bear CBBC Feb 2011 I	2010/08/09	2010/08/10
61702	BNP Paribas Arbit Issu B.V. - HSI R Bear CBBC Nov 2010 C	2010/08/09	2010/08/10
61956	BOCI Asia Ltd. - HSI R Bear CBBC Aug 2010 F	2010/08/09	2010/08/10
61599	CC Rabobank B.A. - HSI R Bear CBBC Sep 2010 S	2010/08/09	2010/08/10
61582	Credit Suisse AG - HSI R Bear CBBC Aug 2010 U	2010/08/09	2010/08/10
63369	Credit Suisse AG - HSI R Bear CBBC Nov 2010 I	2010/08/09	2010/08/10
63370	Credit Suisse AG - HSI R Bear CBBC Nov 2010 Y	2010/08/09	2010/08/10
61759	Credit Suisse AG - HSI R Bear CBBC Oct 2010 I	2010/08/09	2010/08/10
62784	Credit Suisse AG - HSI R Bear CBBC Oct 2010 N	2010/08/09	2010/08/10
63368	Deutsche Bank AG - HSI R Bear CBBC Jan 2011 Y	2010/08/09	2010/08/10
61680	Deutsche Bank AG - HSI R Bear CBBC Sep 2010 C	2010/08/09	2010/08/10
61858	Goldman Sachs SP (Asia) - HSI R Bear CBBC Oct 2010 H	2010/08/09	2010/08/10
61641	HK Bank - HSI R Bear CBBC Aug 2010 E	2010/08/09	2010/08/10
62698	J P Morgan SP BV - HSI R Bear CBBC Oct 2010 U	2010/08/09	2010/08/10
61733	KBC Fin Products Int'l Ltd. - HSI R Bear CBBC Oct 2010 H	2010/08/09	2010/08/10
61721	RB of Scotland N.V. - HSI R Bear CBBC Sep 2010 F	2010/08/09	2010/08/10
62633	SGA Societe Generale Acceptance N.V. -HSI R Bear CBBC Oct10Q	2010/08/09	2010/08/10
61636	UBS AG - HSI R Bear CBBC Aug 2010 F	2010/08/09	2010/08/10
61651	UBS AG - HSI R Bear CBBC Dec 2010 H	2010/08/09	2010/08/10
63366	UBS AG - HSI R Bear CBBC Dec 2010 Q	2010/08/09	2010/08/10
63214	UBS AG - HSI R Bear CBBC Jan 2011 V	2010/08/09	2010/08/10
61834	UBS AG - Hutchison R Bear CBBC Nov 2010 A	2010/08/09	2010/08/10
62476	UBS AG - TCH R Bear CBBC Nov 2010 H	2010/08/09	2010/08/10
63457	CC Rabobank B.A. - HSI R Bear CBBC Dec 2010 T	2010/08/10	2010/08/11
63442	Credit Suisse AG - HSI R Bull CBBC Dec 2010 D	2010/08/10	2010/08/11
63425	Deutsche Bank AG - HSI R Bear CBBC Feb 2011 E	2010/08/10	2010/08/11
63426	Deutsche Bank AG - HSI R Bear CBBC Feb 2011 F	2010/08/10	2010/08/11
63435	Deutsche Bank AG - HSI R Bull CBBC Nov 2010 L	2010/08/10	2010/08/11
63428	J P Morgan SP BV - HSI R Bull CBBC Nov 2010 Q	2010/08/10	2010/08/11
63455	RB of Scotland N.V. - COVS R Bull CBBC Dec 2010 D	2010/08/10	2010/08/11
63423	UBS AG - HSI R Bear CBBC Jan 2011 X	2010/08/10	2010/08/11
63447	UBS AG - HSI R Bull CBBC Nov 2010 S	2010/08/10	2010/08/11
63382	CC Rabobank B.A. - HSI R Bull CBBC Dec 2010 I	2010/08/11	2010/08/12
63375	Credit Suisse AG - HSI R Bull CBBC Dec 2010 H	2010/08/11	2010/08/12
63399	Deutsche Bank AG - HSI R Bull CBBC Dec 2010 O	2010/08/11	2010/08/12
63436	Deutsche Bank AG - HSI R Bull CBBC Feb 2011 G	2010/08/11	2010/08/12
69987	HK Bank - A50 R Bear CBBC Aug 2010 B	2010/08/11	2010/08/13
69840	HK Bank - China Mobile R Bear CBBC Aug 2010 A	2010/08/11	2010/08/13
69845	HK Bank - ICBC R Bear CBBC Aug 2010 B	2010/08/11	2010/08/13
69841	HK Bank - ICBC R Bull CBBC Aug 2010 A	2010/08/11	2010/08/13
63388	J P Morgan SP BV - HSI R Bull CBBC Nov 2010 M	2010/08/11	2010/08/12
63484	KBC Fin Products Int'l Ltd. - HSI R Bull CBBC Dec 2010 Q	2010/08/11	2010/08/12
63402	KBC Fin Products Int'l Ltd. - HSI R Bull CBBC Nov 2010 G	2010/08/11	2010/08/12
63454	RB of Scotland N.V. - COVS R Bull CBBC Dec 2010 C	2010/08/11	2010/08/12
63478	SGA Societe Generale Acceptance N.V. -HSI R Bear CBBC Nov10P	2010/08/11	2010/08/12
63477	SGA Societe Generale Acceptance N.V. -HSI R Bear CBBC Nov10Q	2010/08/11	2010/08/12
63472	SGA Societe Generale Acceptance N.V. -HSI R Bull CBBC Nov10I	2010/08/11	2010/08/12
63378	SGA Societe Generale Acceptance N.V. -HSI R Bull CBBC Nov10Y	2010/08/11	2010/08/12
63265	UBS AG - China Life R Bull CBBC Dec 2010 F	2010/08/11	2010/08/12
63444	UBS AG - HKEx R Bull CBBC Dec 2010 D	2010/08/11	2010/08/12
63474	UBS AG - HSI R Bear CBBC Dec 2010 Z	2010/08/11	2010/08/12
63473	UBS AG - HSI R Bear CBBC Nov 2010 Y	2010/08/11	2010/08/12
63448	UBS AG - HSI R Bull CBBC Apr 2011 A	2010/08/11	2010/08/12
63380	UBS AG - HSI R Bull CBBC Dec 2010 B	2010/08/11	2010/08/12
63482	UBS AG - HSI R Bull CBBC Dec 2010 N	2010/08/11	2010/08/12
63483	UBS AG - HSI R Bull CBBC Feb 2011 L	2010/08/11	2010/08/12
63417	BNP Paribas Arbit Issu B.V. - HSI R Bull CBBC Feb 2011 L	2010/08/12	2010/08/13
63418	BNP Paribas Arbit Issu B.V. - HSI R Bull CBBC Mar 2011 C	2010/08/12	2010/08/13
63306	CC Rabobank B.A. - HSI R Bull CBBC Dec 2010 L	2010/08/12	2010/08/13
63381	CC Rabobank B.A. - HSI R Bull CBBC Dec 2010 N	2010/08/12	2010/08/13
63168	Credit Suisse AG - A50 China R Bull CBBC Jan 2011 D	2010/08/12	2010/08/13
63304	Credit Suisse AG - HSI R Bull CBBC Dec 2010 S	2010/08/12	2010/08/13
63443	Credit Suisse AG - HSI R Bull CBBC Jan 2011 G	2010/08/12	2010/08/13
63445	Credit Suisse AG - HSI R Bull CBBC Jan 2011 H	2010/08/12	2010/08/13
63509	Deutsche Bank AG - HSCEI R Bull CBBC Dec 2010 B	2010/08/12	2010/08/13

## List of expired CBBC, 2010 (continued)

Code	CBBC	Last trading date	Delisted date
63318	Deutsche Bank AG - HSI R Bull CBBC Dec 2010 Y	2010/08/12	2010/08/13
63328	Deutsche Bank AG - HSI R Bull CBBC Jan 2011 U	2010/08/12	2010/08/13
63400	Deutsche Bank AG - HSI R Bull CBBC Jan 2011 Z	2010/08/12	2010/08/13
63498	HK Bank - China Shenhua R Bull CBBC Jan 2011 A	2010/08/12	2010/08/13
63412	HK Bank - HSI R Bull CBBC Jan 2011 B	2010/08/12	2010/08/13
63327	J P Morgan SP BV - HSI R Bull CBBC Nov 2010 E	2010/08/12	2010/08/13
63384	J P Morgan SP BV - HSI R Bull CBBC Nov 2010 G	2010/08/12	2010/08/13
63324	KBC Fin Products Int'l Ltd. - HSI R Bull CBBC Dec 2010 M	2010/08/12	2010/08/13
63403	KBC Fin Products Int'l Ltd. - HSI R Bull CBBC Dec 2010 N	2010/08/12	2010/08/13
63431	RB of Scotland N.V. - HSCEI R Bull CBBC Nov 2010 C	2010/08/12	2010/08/13
63460	RB of Scotland N.V. - Jiangxi Copper R Bull CBBC Dec 2010 C	2010/08/12	2010/08/13
63251	SGA Societe Generale Acceptance N.V. -A50 R Bull CBBC Nov10B	2010/08/12	2010/08/13
63303	SGA Societe Generale Acceptance N.V. -HSI R Bull CBBC Nov10T	2010/08/12	2010/08/13
63376	SGA Societe Generale Acceptance N.V. -HSI R Bull CBBC Nov10W	2010/08/12	2010/08/13
63377	SGA Societe Generale Acceptance N.V. -HSI R Bull CBBC Nov10Z	2010/08/12	2010/08/13
63184	UBS AG - A50 China R Bull CBBC Jan 2011 F	2010/08/12	2010/08/13
63340	UBS AG - BYD Company R Bull CBBC Dec 2010 D	2010/08/12	2010/08/13
63309	UBS AG - HKEx R Bull CBBC Dec 2010 C	2010/08/12	2010/08/13
63342	UBS AG - HSCEI R Bull CBBC Jan 2011 A	2010/08/12	2010/08/13
63481	UBS AG - HSI R Bull CBBC Dec 2010 I	2010/08/12	2010/08/13
63314	UBS AG - HSI R Bull CBBC Dec 2010 J	2010/08/12	2010/08/13
63446	UBS AG - HSI R Bull CBBC Jan 2011 Y	2010/08/12	2010/08/13
63343	UBS AG - HSI R Bull CBBC Nov 2010 R	2010/08/12	2010/08/13
63480	UBS AG - TCH R Bull CBBC Dec 2010 G	2010/08/12	2010/08/13
63531	Credit Suisse AG - HSI R Bull CBBC Nov 2010 V	2010/08/13	2010/08/16
61144	Deutsche Bank AG - CC Bank R Bear CBBC Aug 2010 A	2010/08/13	2010/08/17
61145	Deutsche Bank AG - China Life R Bear CBBC Aug 2010 D	2010/08/13	2010/08/17
60363	Deutsche Bank AG - China Life R Bull CBBC Aug 2010 A	2010/08/13	2010/08/17
63532	Deutsche Bank AG - HSI R Bull CBBC Dec 2010 R	2010/08/13	2010/08/16
61147	Deutsche Bank AG - ICBC R Bear CBBC Aug 2010 B	2010/08/13	2010/08/17
61146	Deutsche Bank AG - Sinopec Corp R Bear CBBC Aug 2010 A	2010/08/13	2010/08/17
63536	J P Morgan SP BV - HSI R Bull CBBC Nov 2010 D	2010/08/13	2010/08/16
63535	J P Morgan SP BV - HSI R Bull CBBC Nov 2010 P	2010/08/13	2010/08/16
63554	KBC Fin Products Int'l Ltd. - HSI R Bull CBBC Nov 2010 H	2010/08/13	2010/08/16
61383	RB of Scotland N.V. - BYD Company R Bear CBBC Aug 2010 B	2010/08/13	2010/08/17
61736	RB of Scotland N.V. - BYD Company R Bear CBBC Aug 2010 C	2010/08/13	2010/08/17
61488	RB of Scotland N.V. - China Mobile R Bear CBBC Aug 2010 C	2010/08/13	2010/08/17
61615	RB of Scotland N.V. - China Mobile R Bear CBBC Aug 2010 D	2010/08/13	2010/08/17
61381	RB of Scotland N.V. - Jiangxi Copper R Bear CBBC Aug 2010 B	2010/08/13	2010/08/17
61382	RB of Scotland N.V. - Jiangxi Copper R Bear CBBC Aug 2010 C	2010/08/13	2010/08/17
61595	RB of Scotland N.V. - Jiangxi Copper R Bear CBBC Aug 2010 D	2010/08/13	2010/08/17
63288	RB of Scotland N.V. - NASDAQ100 Index R Bull CBBC Dec 2010 B	2010/08/13	2010/08/16
63521	SGA Societe Generale Acceptance N.V. -HSI R Bull CBBC Nov10O	2010/08/13	2010/08/16
63534	SGA Societe Generale Acceptance N.V. -HSI R Bull CBBC Nov10R	2010/08/13	2010/08/16
61162	UBS AG - A50 China R Bear CBBC Aug 2010 A	2010/08/13	2010/08/17
61503	UBS AG - A50 China R Bear CBBC Aug 2010 B	2010/08/13	2010/08/17
61191	UBS AG - BYD Company R Bear CBBC Aug 2010 D	2010/08/13	2010/08/17
63552	UBS AG - HSCEI R Bull CBBC Jan 2011 B	2010/08/13	2010/08/16
63555	UBS AG - HSI R Bull CBBC Nov 2010 Z	2010/08/13	2010/08/16
63542	UBS AG - Jiangxi Copper R Bull CBBC Dec 2010 D	2010/08/13	2010/08/16
63453	CC Rabobank B.A. - HSI R Bull CBBC Dec 2010 U	2010/08/16	2010/08/17
63272	Credit Suisse AG - HSI R Bull CBBC Jan 2011 D	2010/08/16	2010/08/17
63569	Credit Suisse AG - HSI R Bull CBBC Jan 2011 I	2010/08/16	2010/08/17
63570	Credit Suisse AG - HSI R Bull CBBC Jan 2011 J	2010/08/16	2010/08/17
63565	Deutsche Bank AG - HSI R Bull CBBC Feb 2011 L	2010/08/16	2010/08/17
63280	Deutsche Bank AG - HSI R Bull CBBC Nov 2010 C	2010/08/16	2010/08/17
63572	J P Morgan SP BV - HSI R Bull CBBC Nov 2010 B	2010/08/16	2010/08/17
63325	J P Morgan SP BV - HSI R Bull CBBC Nov 2010 C	2010/08/16	2010/08/17
63279	KBC Fin Products Int'l Ltd. - HSI R Bull CBBC Nov 2010 E	2010/08/16	2010/08/17
63575	KBC Fin Products Int'l Ltd. - HSI R Bull CBBC Nov 2010 L	2010/08/16	2010/08/17
63568	RB of Scotland N.V. - HSI R Bull CBBC Nov 2010 N	2010/08/16	2010/08/17
63283	SGA Societe Generale Acceptance N.V. -HSI R Bull CBBC Nov10V	2010/08/16	2010/08/17
63308	UBS AG - CPIC R Bull CBBC Dec 2010 D	2010/08/16	2010/08/17
63559	UBS AG - HSI R Bull CBBC Jan 2011 B	2010/08/16	2010/08/17
63275	UBS AG - HSI R Bull CBBC Nov 2010 T	2010/08/16	2010/08/17
63591	Deutsche Bank AG - HSI R Bull CBBC Nov 2010 J	2010/08/17	2010/08/18
61529	KBC Fin Products Int'l Ltd. - Ch Life R Bear CBBC Aug 2010 D	2010/08/17	2010/08/19
61176	KBC Fin Products Int'l Ltd. - SHK Ppt R Bear CBBC Aug 2010 B	2010/08/17	2010/08/19
63578	UBS AG - HSI R Bull CBBC Dec 2010 L	2010/08/17	2010/08/18
63584	UBS AG - HSI R Bull CBBC Nov 2010 S	2010/08/17	2010/08/18
63576	UBS AG - TCH R Bull CBBC Dec 2010 H	2010/08/17	2010/08/18
63600	Credit Suisse AG - HSI R Bull CBBC Jan 2011 L	2010/08/18	2010/08/19
63599	Credit Suisse AG - HSI R Bull CBBC Nov 2010 T	2010/08/18	2010/08/19
63608	Deutsche Bank AG - HSI R Bull CBBC Dec 2010 S	2010/08/18	2010/08/19
61537	KBC Fin Products Int'l Ltd. - Ch Mobile R Bear CBBC Oct 10C	2010/08/18	2010/08/19
63607	KBC Fin Products Int'l Ltd. - HSI R Bull CBBC Dec 2010 R	2010/08/18	2010/08/19
63310	UBS AG - HSBC R Bull CBBC Dec 2010 G	2010/08/18	2010/08/19
63601	UBS AG - HSI R Bull CBBC Dec 2010 S	2010/08/18	2010/08/19
63660	CC Rabobank B.A. - HSI R Bear CBBC Dec 2010 I	2010/08/19	2010/08/20
63635	Credit Suisse AG - HSI R Bear CBBC Nov 2010 Y	2010/08/19	2010/08/20
63622	Credit Suisse AG - HSI R Bull CBBC Jan 2011 M	2010/08/19	2010/08/20
63629	Deutsche Bank AG - HSI R Bear CBBC Dec 2010 Z	2010/08/19	2010/08/20
63630	Deutsche Bank AG - HSI R Bear CBBC Jan 2011 H	2010/08/19	2010/08/20
63627	Deutsche Bank AG - HSI R Bull CBBC Jan 2011 G	2010/08/19	2010/08/20
60601	HK Bank - TCH R Bull CBBC Aug 2010 A	2010/08/19	2010/08/23
63632	J P Morgan SP BV - HSI R Bear CBBC Dec 2010 G	2010/08/19	2010/08/20
63633	J P Morgan SP BV - HSI R Bear CBBC Dec 2010 H	2010/08/19	2010/08/20

## List of expired CBBC, 2010 (continued)

Code	CBBC	Last trading date	Delisted date
63634	J P Morgan SP BV - HSI R Bear CBBC Dec 2010 I	2010/08/19	2010/08/20
63625	KBC Fin Products Int'l Ltd. - HSI R Bear CBBC Dec 2010 S	2010/08/19	2010/08/20
63648	KBC Fin Products Int'l Ltd. - HSI R Bull CBBC Dec 2010 V	2010/08/19	2010/08/20
63642	UBS AG - HSI R Bear CBBC Dec 2010 P	2010/08/19	2010/08/20
63641	UBS AG - HSI R Bear CBBC Nov 2010 Y	2010/08/19	2010/08/20
63624	UBS AG - HSI R Bull CBBC Jan 2011 I	2010/08/19	2010/08/20
63656	CC Rabobank B.A. - HSI R Bull CBBC Dec 2010 T	2010/08/20	2010/08/23
61605	Credit Suisse AG - A50 China R Bear CBBC Aug 2010 C	2010/08/20	2010/08/24
61712	Credit Suisse AG - A50 China R Bear CBBC Aug 2010 E	2010/08/20	2010/08/24
63668	Credit Suisse AG - HSI R Bull CBBC Jan 2011 N	2010/08/20	2010/08/23
61314	Credit Suisse AG - Sinopec Corp R Bear CBBC Aug 2010 B	2010/08/20	2010/08/24
61308	Deutsche Bank AG - A50 China R Bear CBBC Aug 2010 A	2010/08/20	2010/08/24
63628	Deutsche Bank AG - HSI R Bull CBBC Feb 2011 M	2010/08/20	2010/08/23
63672	Deutsche Bank AG - HSI R Bull CBBC Nov 2010 P	2010/08/20	2010/08/23
63647	KBC Fin Products Int'l Ltd. - HSI R Bull CBBC Dec 2010 U	2010/08/20	2010/08/23
61336	RB of Scotland N.V. - CC Bank R Bull CBBC Aug 2010 A	2010/08/20	2010/08/24
63663	SGA Societe Generale Acceptance N.V. - HSI R Bull CBBC Nov10I	2010/08/20	2010/08/23
63659	SGA Societe Generale Acceptance N.V. - HSI R Bull CBBC Nov10Y	2010/08/20	2010/08/23
61586	UBS AG - A50 China R Bear CBBC Aug 2010 C	2010/08/20	2010/08/24
61674	UBS AG - A50 China R Bear CBBC Aug 2010 D	2010/08/20	2010/08/24
61635	UBS AG - CUni R Bull CBBC Aug 2010 B	2010/08/20	2010/08/24
63671	UBS AG - HSI R Bull CBBC Dec 2010 H	2010/08/20	2010/08/23
63623	UBS AG - HSI R Bull CBBC Jan 2011 L	2010/08/20	2010/08/23
63670	UBS AG - HSI R Bull CBBC Nov 2010 R	2010/08/20	2010/08/23
63681	Credit Suisse AG - HSI R Bull CBBC Jan 2011 O	2010/08/23	2010/08/24
63685	J P Morgan SP BV - HSI R Bull CBBC Dec 2010 J	2010/08/23	2010/08/24
63684	J P Morgan SP BV - HSI R Bull CBBC Nov 2010 M	2010/08/23	2010/08/24
63682	KBC Fin Products Int'l Ltd. - HSI R Bull CBBC Nov 2010 O	2010/08/23	2010/08/24
63683	SGA Societe Generale Acceptance N.V. - HSI R Bull CBBC Nov10R	2010/08/23	2010/08/24
63687	UBS AG - HSI R Bull CBBC Jan 2011 R	2010/08/23	2010/08/24
63410	Barclays Bank plc - HSI R Bull CBBC Feb 2011 D	2010/08/24	2010/08/25
63416	BNP Paribas Arbit Issu B.V. - HSI R Bull CBBC Feb 2011 K	2010/08/24	2010/08/25
63241	CC Rabobank B.A. - HSI R Bull CBBC Dec 2010 A	2010/08/24	2010/08/25
63452	CC Rabobank B.A. - HSI R Bull CBBC Dec 2010 R	2010/08/24	2010/08/25
63221	Credit Suisse AG - HSI R Bull CBBC Dec 2010 T	2010/08/24	2010/08/25
63261	Credit Suisse AG - HSI R Bull CBBC Jan 2011 B	2010/08/24	2010/08/25
63223	Deutsche Bank AG - HSI R Bull CBBC Dec 2010 Q	2010/08/24	2010/08/25
63693	Deutsche Bank AG - HSI R Bull CBBC Nov 2010 Q	2010/08/24	2010/08/25
63260	Deutsche Bank AG - HSI R Bull CBBC Nov 2010 W	2010/08/24	2010/08/25
63226	J P Morgan SP BV - HSI R Bull CBBC Nov 2010 Z	2010/08/24	2010/08/25
63031	KBC Fin Products Int'l Ltd. - Ch Life R Bull CBBC Jan 2011 A	2010/08/24	2010/08/25
63236	KBC Fin Products Int'l Ltd. - HSI R Bull CBBC Nov 2010 Z	2010/08/24	2010/08/25
63383	RB of Scotland N.V. - HSI R Bull CBBC Nov 2010 J	2010/08/24	2010/08/25
62278	RB of Scotland N.V. - Nikkei 225 R Bull CBBC Sep 2010 H	2010/08/24	2010/08/25
63229	SGA Societe Generale Acceptance N.V. - HSI R Bull CBBC Nov10H	2010/08/24	2010/08/25
63230	SGA Societe Generale Acceptance N.V. - HSI R Bull CBBC Nov10S	2010/08/24	2010/08/25
62358	UBS AG - China Life R Bull CBBC Oct 2010 K	2010/08/24	2010/08/25
63673	UBS AG - China Mobile R Bull CBBC Dec 2010 F	2010/08/24	2010/08/25
63263	UBS AG - HSI R Bull CBBC Dec 2010 R	2010/08/24	2010/08/25
63233	UBS AG - HSI R Bull CBBC Dec 2010 U	2010/08/24	2010/08/25
63315	UBS AG - HSI R Bull CBBC Feb 2011 K	2010/08/24	2010/08/25
63409	Barclays Bank plc - HSI R Bull CBBC Feb 2011 C	2010/08/25	2010/08/26
63360	BNP Paribas Arbit Issu B.V. - HSI R Bull CBBC Feb 2011 H	2010/08/25	2010/08/26
63240	CC Rabobank B.A. - HSI R Bull CBBC Dec 2010 B	2010/08/25	2010/08/26
63588	Credit Suisse AG - HSI R Bull CBBC Dec 2010 F	2010/08/25	2010/08/26
63271	Credit Suisse AG - HSI R Bull CBBC Jan 2011 C	2010/08/25	2010/08/26
63702	Credit Suisse AG - HSI R Bull CBBC Jan 2011 P	2010/08/25	2010/08/26
63347	Credit Suisse AG - TCH R Bull CBBC Dec 2010 A	2010/08/25	2010/08/26
63030	Deutsche Bank AG - China Life R Bull CBBC Dec 2010 C	2010/08/25	2010/08/26
63696	Deutsche Bank AG - HSCEI R Bull CBBC Jan 2011 A	2010/08/25	2010/08/26
63205	Deutsche Bank AG - HSI R Bull CBBC Jan 2011 P	2010/08/25	2010/08/26
63520	Deutsche Bank AG - HSI R Bull CBBC Mar 2011 H	2010/08/25	2010/08/26
63411	HK Bank - HSI R Bull CBBC Jan 2011 A	2010/08/25	2010/08/26
63225	J P Morgan SP BV - HSI R Bull CBBC Nov 2010 Y	2010/08/25	2010/08/26
63235	KBC Fin Products Int'l Ltd. - HSI R Bull CBBC Nov 2010 Y	2010/08/25	2010/08/26
63618	Macquarie Bank Ltd. - HSI R Bull CBBC Dec 2010 A	2010/08/25	2010/08/26
63430	RB of Scotland N.V. - DJIA R Bull CBBC Dec 2010 F	2010/08/25	2010/08/26
63323	RB of Scotland N.V. - HSI R Bull CBBC Nov 2010 I	2010/08/25	2010/08/26
63228	SGA Societe Generale Acceptance N.V. - HSI R Bull CBBC Nov10M	2010/08/25	2010/08/26
62324	UBS AG - BYD Company R Bull CBBC Dec 2010 A	2010/08/25	2010/08/26
63274	UBS AG - HSI R Bull CBBC Dec 2010 T	2010/08/25	2010/08/26
63357	UBS AG - TCH R Bull CBBC Dec 2010 F	2010/08/25	2010/08/26
63714	Credit Suisse AG - HSI R Bull CBBC Jan 2011 Q	2010/08/26	2010/08/27
62363	Deutsche Bank AG - China Life R Bull CBBC Nov 2010 A	2010/08/26	2010/08/27
62896	HK Bank - China Life R Bull CBBC Jan 2011 A	2010/08/26	2010/08/27
63032	KBC Fin Products Int'l Ltd. - Ch Life R Bull CBBC Feb 2011 A	2010/08/26	2010/08/27
63033	KBC Fin Products Int'l Ltd. - Ch Life R Bull CBBC Mar 2011 A	2010/08/26	2010/08/27
63715	KBC Fin Products Int'l Ltd. - HSI R Bull CBBC Dec 2010 W	2010/08/26	2010/08/27
63716	KBC Fin Products Int'l Ltd. - HSI R Bull CBBC Dec 2010 X	2010/08/26	2010/08/27
61885	RB of Scotland N.V. - Ch Life R Bull CBBC Sep 2010 B	2010/08/26	2010/08/27
61888	RB of Scotland N.V. - China Mobile R Bull CBBC Aug 2010 E	2010/08/26	2010/08/30
61925	RB of Scotland N.V. - COVS R Bull CBBC Aug 2010 H	2010/08/26	2010/08/30
61926	RB of Scotland N.V. - COVS R Bull CBBC Aug 2010 I	2010/08/26	2010/08/30
62846	SGA Societe Generale Acceptance N.V.-CLife R Bull CBBC Oct10A	2010/08/26	2010/08/27
62847	SGA Societe Generale Acceptance N.V.-CLife R Bull CBBC Oct10B	2010/08/26	2010/08/27
62391	UBS AG - China Life R Bull CBBC Dec 2010 D	2010/08/26	2010/08/27
61787	UBS AG - China Life R Bull CBBC Nov 2010 B	2010/08/26	2010/08/27

## List of expired CBBC, 2010 (continued)

Code	CBBC	Last trading date	Delisted date
63721	UBS AG - HSI R Bull CBBC Nov 2010 T	2010/08/26	2010/08/27
61693	Barclays Bank plc - HSI R Bear CBBC Aug 2010 C	2010/08/27	2010/08/31
60654	BNP Paribas Arbit Issu B.V. - HSI R Bull CBBC Aug 2010 A	2010/08/27	2010/08/31
61443	BOCI Asia Ltd. - HSI R Bear CBBC Aug 2010 A	2010/08/27	2010/08/31
61484	BOCI Asia Ltd. - HSI R Bear CBBC Aug 2010 D	2010/08/27	2010/08/31
60658	CC Rabobank B.A. - HSI R Bull CBBC Aug 2010 A	2010/08/27	2010/08/31
60659	CC Rabobank B.A. - HSI R Bull CBBC Aug 2010 B	2010/08/27	2010/08/31
60686	CC Rabobank B.A. - HSI R Bull CBBC Aug 2010 F	2010/08/27	2010/08/31
60687	CC Rabobank B.A. - HSI R Bull CBBC Aug 2010 G	2010/08/27	2010/08/31
60688	CC Rabobank B.A. - HSI R Bull CBBC Aug 2010 H	2010/08/27	2010/08/31
60689	CC Rabobank B.A. - HSI R Bull CBBC Aug 2010 I	2010/08/27	2010/08/31
60690	CC Rabobank B.A. - HSI R Bull CBBC Aug 2010 J	2010/08/27	2010/08/31
61669	Credit Suisse AG - HSI R Bear CBBC Aug 2010 W	2010/08/27	2010/08/31
60603	Credit Suisse AG - HSI R Bull CBBC Aug 2010 A	2010/08/27	2010/08/31
60607	Credit Suisse AG - HSI R Bull CBBC Aug 2010 B	2010/08/27	2010/08/31
63727	Credit Suisse AG - HSI R Bull CBBC Jan 2011 R	2010/08/27	2010/08/30
60933	Deutsche Bank AG - HSI R Bear CBBC Aug 2010 M	2010/08/27	2010/08/31
60934	Deutsche Bank AG - HSI R Bear CBBC Aug 2010 N	2010/08/27	2010/08/31
60935	Deutsche Bank AG - HSI R Bear CBBC Aug 2010 O	2010/08/27	2010/08/31
61085	Deutsche Bank AG - HSI R Bear CBBC Aug 2010 Y	2010/08/27	2010/08/31
60064	Deutsche Bank AG - HSI R Bull CBBC Aug 2010 B	2010/08/27	2010/08/31
60188	Deutsche Bank AG - HSI R Bull CBBC Aug 2010 C	2010/08/27	2010/08/31
60559	Deutsche Bank AG - HSI R Bull CBBC Aug 2010 F	2010/08/27	2010/08/31
60560	Deutsche Bank AG - HSI R Bull CBBC Aug 2010 G	2010/08/27	2010/08/31
60818	Deutsche Bank AG - HSI R Bull CBBC Aug 2010 H	2010/08/27	2010/08/31
60932	Deutsche Bank AG - HSI R Bull CBBC Aug 2010 L	2010/08/27	2010/08/31
63732	Deutsche Bank AG - HSI R Bull CBBC Dec 2010 O	2010/08/27	2010/08/30
60856	Goldman Sachs SP (Asia) - HSI R Bear CBBC Aug 2010 O	2010/08/27	2010/08/31
60458	Goldman Sachs SP (Asia) - HSI R Bull CBBC Aug 2010 A	2010/08/27	2010/08/31
60459	Goldman Sachs SP (Asia) - HSI R Bull CBBC Aug 2010 B	2010/08/27	2010/08/31
60460	Goldman Sachs SP (Asia) - HSI R Bull CBBC Aug 2010 C	2010/08/27	2010/08/31
60851	Goldman Sachs SP (Asia) - HSI R Bull CBBC Aug 2010 M	2010/08/27	2010/08/31
60852	Goldman Sachs SP (Asia) - HSI R Bull CBBC Aug 2010 N	2010/08/27	2010/08/31
68987	HK Bank - HSI R Bear CBBC Aug 2010 A	2010/08/27	2010/08/31
67313	KBC Fin Products Int'l Ltd. - HSI R Bear CBBC Aug 2010 A	2010/08/27	2010/08/31
60972	KBC Fin Products Int'l Ltd. - HSI R Bear CBBC Aug 2010 H	2010/08/27	2010/08/31
61572	KBC Fin Products Int'l Ltd. - HSI R Bear CBBC Aug 2010 L	2010/08/27	2010/08/31
61224	KBC Fin Products Int'l Ltd. - HSI R Bear CBBC Aug 2010 O	2010/08/27	2010/08/31
61225	KBC Fin Products Int'l Ltd. - HSI R Bear CBBC Aug 2010 P	2010/08/27	2010/08/31
61226	KBC Fin Products Int'l Ltd. - HSI R Bear CBBC Aug 2010 Q	2010/08/27	2010/08/31
61424	KBC Fin Products Int'l Ltd. - HSI R Bear CBBC Aug 2010 X	2010/08/27	2010/08/31
61499	KBC Fin Products Int'l Ltd. - HSI R Bear CBBC Aug 2010 Z	2010/08/27	2010/08/31
68419	KBC Fin Products Int'l Ltd. - HSI R Bull CBBC Aug 2010 B	2010/08/27	2010/08/31
68420	KBC Fin Products Int'l Ltd. - HSI R Bull CBBC Aug 2010 C	2010/08/27	2010/08/31
60370	KBC Fin Products Int'l Ltd. - HSI R Bull CBBC Aug 2010 E	2010/08/27	2010/08/31
60371	KBC Fin Products Int'l Ltd. - HSI R Bull CBBC Aug 2010 F	2010/08/27	2010/08/31
61012	KBC Fin Products Int'l Ltd. - HSI R Bull CBBC Aug 2010 I	2010/08/27	2010/08/31
61435	Macquarie Bank Ltd. - HSI R Bear CBBC Aug 2010 B	2010/08/27	2010/08/31
61884	RB of Scotland N.V. - Ch Life R Bull CBBC Sep 2010 A	2010/08/27	2010/08/30
61389	RB of Scotland N.V. - HSCEI R Bear CBBC Aug 2010 C	2010/08/27	2010/08/31
61390	RB of Scotland N.V. - HSCEI R Bear CBBC Aug 2010 D	2010/08/27	2010/08/31
61391	RB of Scotland N.V. - HSCEI R Bear CBBC Aug 2010 E	2010/08/27	2010/08/31
61392	RB of Scotland N.V. - HSI R Bear CBBC Aug 2010 D	2010/08/27	2010/08/31
61393	RB of Scotland N.V. - HSI R Bear CBBC Aug 2010 E	2010/08/27	2010/08/31
61560	SGA Societe Generale Acceptance N.V. -A50 R Bear CBBC Aug10C	2010/08/27	2010/08/31
61561	SGA Societe Generale Acceptance N.V. -A50 R Bear CBBC Aug10D	2010/08/27	2010/08/31
60266	SGA Societe Generale Acceptance N.V. -HSI R Bull CBBC Aug10E	2010/08/27	2010/08/31
60267	SGA Societe Generale Acceptance N.V. -HSI R Bull CBBC Aug10F	2010/08/27	2010/08/31
60268	SGA Societe Generale Acceptance N.V. -HSI R Bull CBBC Aug10G	2010/08/27	2010/08/31
60269	SGA Societe Generale Acceptance N.V. -HSI R Bull CBBC Aug10H	2010/08/27	2010/08/31
60270	SGA Societe Generale Acceptance N.V. -HSI R Bull CBBC Aug10I	2010/08/27	2010/08/31
60271	SGA Societe Generale Acceptance N.V. -HSI R Bull CBBC Aug10J	2010/08/27	2010/08/31
60272	SGA Societe Generale Acceptance N.V. -HSI R Bull CBBC Aug10K	2010/08/27	2010/08/31
60273	SGA Societe Generale Acceptance N.V. -HSI R Bull CBBC Aug10L	2010/08/27	2010/08/31
60274	SGA Societe Generale Acceptance N.V. -HSI R Bull CBBC Aug10M	2010/08/27	2010/08/31
60275	SGA Societe Generale Acceptance N.V. -HSI R Bull CBBC Aug10N	2010/08/27	2010/08/31
60276	SGA Societe Generale Acceptance N.V. -HSI R Bull CBBC Aug10O	2010/08/27	2010/08/31
60596	SGA Societe Generale Acceptance N.V. -HSI R Bull CBBC Aug10V	2010/08/27	2010/08/31
60597	SGA Societe Generale Acceptance N.V. -HSI R Bull CBBC Aug10W	2010/08/27	2010/08/31
60598	SGA Societe Generale Acceptance N.V. -HSI R Bull CBBC Aug10X	2010/08/27	2010/08/31
61139	SGA Societe Generale Acceptance N.V.-CMob R Bull CBBC Aug10A	2010/08/27	2010/08/31
63163	UBS AG - A50 China R Bull CBBC Jan 2011 E	2010/08/27	2010/08/30
61988	UBS AG - China Life R Bull CBBC Dec 2010 B	2010/08/27	2010/08/30
61634	UBS AG - CUni R Bull CBBC Aug 2010 A	2010/08/27	2010/08/31
61830	UBS AG - HSCEI R Bear CBBC Aug 2010 C	2010/08/27	2010/08/31
69569	UBS AG - HSI R Bear CBBC Aug 2010 A	2010/08/27	2010/08/31
61576	UBS AG - HSI R Bear CBBC Aug 2010 E	2010/08/27	2010/08/31
61465	UBS AG - HSI R Bear CBBC Aug 2010 J	2010/08/27	2010/08/31
60788	UBS AG - HSI R Bear CBBC Aug 2010 O	2010/08/27	2010/08/31
61067	UBS AG - HSI R Bear CBBC Aug 2010 Z	2010/08/27	2010/08/31
60633	UBS AG - HSI R Bull CBBC Aug 2010 G	2010/08/27	2010/08/31
60634	UBS AG - HSI R Bull CBBC Aug 2010 K	2010/08/27	2010/08/31
60228	UBS AG - HSI R Bull CBBC Aug 2010 S	2010/08/27	2010/08/31
60229	UBS AG - HSI R Bull CBBC Aug 2010 T	2010/08/27	2010/08/31
60230	UBS AG - HSI R Bull CBBC Aug 2010 U	2010/08/27	2010/08/31
60231	UBS AG - HSI R Bull CBBC Aug 2010 V	2010/08/27	2010/08/31
60316	UBS AG - HSI R Bull CBBC Aug 2010 X	2010/08/27	2010/08/31

## List of expired CBBC, 2010 (continued)

Code	CBBC	Last trading date	Delisted date
60346	UBS AG - HSI R Bull CBBC Aug 2010 Y	2010/08/27	2010/08/31
63728	UBS AG - HSI R Bull CBBC Nov 2010 S	2010/08/27	2010/08/30
63761	Credit Suisse AG - HSI R Bull CBBC Jan 2011 S	2010/08/30	2010/08/31
63769	SGA Societe Generale Acceptance N.V. -HSI R Bull CBBC Nov10V	2010/08/30	2010/08/31
63132	UBS AG - CPIC R Bull CBBC Dec 2010 B	2010/08/30	2010/08/31
63764	UBS AG - HSI R Bull CBBC Jan 2011 S	2010/08/30	2010/08/31
63405	Barclays Bank plc - HSI R Bull CBBC Feb 2011 B	2010/08/31	2010/09/01
63344	BNP Paribas Arbit Issu B.V. - HSI R Bull CBBC Jan 2011 H	2010/08/31	2010/09/01
63708	BNP Paribas Arbit Issu B.V. - HSI R Bull CBBC May 2011 C	2010/08/31	2010/09/01
63305	CC Rabobank B.A. - HSI R Bull CBBC Dec 2010 H	2010/08/31	2010/09/01
63191	CC Rabobank B.A. - HSI R Bull CBBC Dec 2010 Y	2010/08/31	2010/09/01
63186	Credit Suisse AG - HSI R Bull CBBC Dec 2010 M	2010/08/31	2010/09/01
63179	Credit Suisse AG - HSI R Bull CBBC Dec 2010 O	2010/08/31	2010/09/01
63778	Credit Suisse AG - HSI R Bull CBBC Jan 2011 T	2010/08/31	2010/09/01
63784	Deutsche Bank AG - HSI R Bull CBBC Dec 2010 R	2010/08/31	2010/09/01
63237	Deutsche Bank AG - HSI R Bull CBBC Dec 2010 X	2010/08/31	2010/09/01
63319	Deutsche Bank AG - HSI R Bull CBBC Jan 2011 T	2010/08/31	2010/09/01
63507	Deutsche Bank AG - HSI R Bull CBBC Mar 2011 F	2010/08/31	2010/09/01
63180	Deutsche Bank AG - HSI R Bull CBBC Nov 2010 X	2010/08/31	2010/09/01
63501	HK Bank - A50 R Bull CBBC Feb 2011 A	2010/08/31	2010/09/01
63207	J P Morgan SP BV - HSI R Bull CBBC Nov 2010 X	2010/08/31	2010/09/01
61502	KBC Fin Products Int'l Ltd. - A50 China R Bear CBBC Sep 10A	2010/08/31	2010/09/02
61526	KBC Fin Products Int'l Ltd. - HSBC R Bear CBBC Sep 2010 A	2010/08/31	2010/09/02
63175	KBC Fin Products Int'l Ltd. - HSI R Bull CBBC Oct 2010 X	2010/08/31	2010/09/01
61175	KBC Fin Products Int'l Ltd. - TCH R Bear CBBC Sep 2010 A	2010/08/31	2010/09/02
63246	RB of Scotland N.V. - A50 China R Bull CBBC Nov 2010 B	2010/08/31	2010/09/01
63489	RB of Scotland N.V. - CC Bank R Bull CBBC Dec 2010 B	2010/08/31	2010/09/01
63492	RB of Scotland N.V. - HKEx R Bull CBBC Dec 2010 B	2010/08/31	2010/09/01
63244	RB of Scotland N.V. - HSI R Bull CBBC Nov 2010 H	2010/08/31	2010/09/01
63208	SGA Societe Generale Acceptance N.V. -HSI R Bull CBBC Nov10J	2010/08/31	2010/09/01
63209	SGA Societe Generale Acceptance N.V. -HSI R Bull CBBC Nov10L	2010/08/31	2010/09/01
63543	UBS AG - China Mobile R Bull CBBC Dec 2010 E	2010/08/31	2010/09/01
63131	UBS AG - CPIC R Bull CBBC Dec 2010 A	2010/08/31	2010/09/01
63234	UBS AG - HSCEI R Bull CBBC Dec 2010 F	2010/08/31	2010/09/01
63777	UBS AG - HSI R Bull CBBC Dec 2010 I	2010/08/31	2010/09/01
63188	UBS AG - HSI R Bull CBBC Nov 2010 D	2010/08/31	2010/09/01
63231	UBS AG - HSI R Bull CBBC Nov 2010 F	2010/08/31	2010/09/01
63178	UBS AG - HSI R Bull CBBC Nov 2010 U	2010/08/31	2010/09/01
63818	Credit Suisse AG - HSI R Bull CBBC Jan 2011 U	2010/09/01	2010/09/02
63830	Deutsche Bank AG - HSI R Bear CBBC Feb 2011 O	2010/09/01	2010/09/02
63838	Deutsche Bank AG - HSI R Bull CBBC Jan 2011 F	2010/09/01	2010/09/02
63825	SGA Societe Generale Acceptance N.V. -HSI R Bear CBBC Dec10D	2010/09/01	2010/09/02
63829	UBS AG - HSI R Bear CBBC Dec 2010 S	2010/09/01	2010/09/02
63823	UBS AG - HSI R Bull CBBC Dec 2010 L	2010/09/01	2010/09/02
63799	CC Rabobank B.A. - HSI R Bear CBBC Dec 2010 L	2010/09/02	2010/09/03
63776	Credit Suisse AG - HSI R Bear CBBC Dec 2010 H	2010/09/02	2010/09/03
63802	Credit Suisse AG - HSI R Bear CBBC Dec 2010 S	2010/09/02	2010/09/03
63845	Credit Suisse AG - HSI R Bear CBBC Dec 2010 T	2010/09/02	2010/09/03
63775	Deutsche Bank AG - HSI R Bear CBBC Dec 2010 Y	2010/09/02	2010/09/03
63836	Deutsche Bank AG - HSI R Bear CBBC Feb 2011 P	2010/09/02	2010/09/03
63785	Deutsche Bank AG - HSI R Bear CBBC Jan 2011 I	2010/09/02	2010/09/03
63770	J P Morgan SP BV - HSI R Bear CBBC Dec 2010 L	2010/09/02	2010/09/03
63812	J P Morgan SP BV - HSI R Bear CBBC Dec 2010 M	2010/09/02	2010/09/03
63813	J P Morgan SP BV - HSI R Bear CBBC Dec 2010 N	2010/09/02	2010/09/03
63789	KBC Fin Products Int'l Ltd. - HSI R Bear CBBC Dec 2010 C	2010/09/02	2010/09/03
63791	KBC Fin Products Int'l Ltd. - HSI R Bear CBBC Jan 2011 E	2010/09/02	2010/09/03
63814	SGA Societe Generale Acceptance N.V. -HSI R Bear CBBC Dec10A	2010/09/02	2010/09/03
63815	SGA Societe Generale Acceptance N.V. -HSI R Bear CBBC Dec10B	2010/09/02	2010/09/03
63816	SGA Societe Generale Acceptance N.V. -HSI R Bear CBBC Dec10C	2010/09/02	2010/09/03
63771	UBS AG - HSI R Bear CBBC Dec 2010 B	2010/09/02	2010/09/03
63837	UBS AG - HSI R Bear CBBC Feb 2011 O	2010/09/02	2010/09/03
63801	UBS AG - HSI R Bear CBBC Jan 2011 N	2010/09/02	2010/09/03
63820	BNP Paribas Arbit Issu B.V. - HSI R Bear CBBC Jun 2011 C	2010/09/03	2010/09/06
63750	CC Rabobank B.A. - HSI R Bear CBBC Nov 2010 G	2010/09/03	2010/09/06
63872	Credit Suisse AG - HSI R Bear CBBC Jan 2011 X	2010/09/03	2010/09/06
63737	Credit Suisse AG - HSI R Bear CBBC Nov 2010 T	2010/09/03	2010/09/06
63871	Deutsche Bank AG - HSI R Bear CBBC Dec 2010 S	2010/09/03	2010/09/06
63869	J P Morgan SP BV - HSI R Bear CBBC Dec 2010 P	2010/09/03	2010/09/06
63740	J P Morgan SP BV - HSI R Bear CBBC Nov 2010 E	2010/09/03	2010/09/06
63793	KBC Fin Products Int'l Ltd. - HSI R Bear CBBC Jan 2011 F	2010/09/03	2010/09/06
63735	SGA Societe Generale Acceptance N.V. -HSI R Bear CBBC Nov10O	2010/09/03	2010/09/06
63774	UBS AG - HSI R Bear CBBC Dec 2010 J	2010/09/03	2010/09/06
63747	UBS AG - HSI R Bear CBBC Nov 2010 Y	2010/09/03	2010/09/06
63819	BNP Paribas Arbit Issu B.V. - HSI R Bear CBBC May 2011 F	2010/09/06	2010/09/07
63800	CC Rabobank B.A. - HSI R Bear CBBC Dec 2010 U	2010/09/06	2010/09/07
63751	CC Rabobank B.A. - HSI R Bear CBBC Nov 2010 F	2010/09/06	2010/09/07
63690	Credit Suisse AG - HSI R Bear CBBC Dec 2010 I	2010/09/06	2010/09/07
63609	Credit Suisse AG - HSI R Bear CBBC Nov 2010 M	2010/09/06	2010/09/07
63669	Credit Suisse AG - HSI R Bear CBBC Nov 2010 V	2010/09/06	2010/09/07
63738	Credit Suisse AG - HSI R Bear CBBC Nov 2010 Y	2010/09/06	2010/09/07
63844	Credit Suisse AG - TCH R Bear CBBC Dec 2010 C	2010/09/06	2010/09/07
63712	Deutsche Bank AG - HSI R Bear CBBC Dec 2010 C	2010/09/06	2010/09/07
63615	Deutsche Bank AG - HSI R Bear CBBC Jan 2011 D	2010/09/06	2010/09/07
63857	Deutsche Bank AG - HSI R Bear CBBC Mar 2011 K	2010/09/06	2010/09/07
63697	Deutsche Bank AG - HSI R Bear CBBC Nov 2010 G	2010/09/06	2010/09/07
63898	Goldman Sachs SP (Asia) - HSI R Bear CBBC Mar 2011 D	2010/09/06	2010/09/07
63899	Goldman Sachs SP (Asia) - HSI R Bear CBBC Mar 2011 E	2010/09/06	2010/09/07



## List of expired CBBC, 2010 (continued)

Code	CBBC	Last trading date	Delisted date
63680	HK Bank - HSI R Bear CBBC Feb 2011 A	2010/09/06	2010/09/07
63616	J P Morgan SP BV - HSI R Bear CBBC Dec 2010 E	2010/09/06	2010/09/07
63726	J P Morgan SP BV - HSI R Bear CBBC Dec 2010 K	2010/09/06	2010/09/07
63725	J P Morgan SP BV - HSI R Bear CBBC Nov 2010 G	2010/09/06	2010/09/07
63626	KBC Fin Products Int'l Ltd. - HSI R Bear CBBC Dec 2010 T	2010/09/06	2010/09/07
63796	KBC Fin Products Int'l Ltd. - HSI R Bear CBBC Jan 2011 G	2010/09/06	2010/09/07
63797	KBC Fin Products Int'l Ltd. - HSI R Bear CBBC Jan 2011 H	2010/09/06	2010/09/07
63806	RB of Scotland N.V. - HSI R Bear CBBC Dec 2010 A	2010/09/06	2010/09/07
63678	SGA Societe Generale Acceptance N.V. -HSI R Bear CBBC Nov10T	2010/09/06	2010/09/07
63665	SGA Societe Generale Acceptance N.V. -HSI R Bear CBBC Nov10W	2010/09/06	2010/09/07
63664	SGA Societe Generale Acceptance N.V. -HSI R Bear CBBC Nov10Z	2010/09/06	2010/09/07
63880	UBS AG - A50 China R Bear CBBC Jan 2011 L	2010/09/06	2010/09/07
63886	UBS AG - China Life R Bear CBBC Jan 2011 E	2010/09/06	2010/09/07
63675	UBS AG - HSI R Bear CBBC Dec 2010 Z	2010/09/06	2010/09/07
63888	UBS AG - HSI R Bear CBBC Feb 2011 S	2010/09/06	2010/09/07
63613	UBS AG - HSI R Bear CBBC Jan 2011 J	2010/09/06	2010/09/07
63706	UBS AG - HSI R Bear CBBC Mar 2011 D	2010/09/06	2010/09/07
63709	UBS AG - HSI R Bear CBBC Nov 2010 Z	2010/09/06	2010/09/07
63887	UBS AG - TCH R Bear CBBC Dec 2010 J	2010/09/06	2010/09/07
63766	BNP Paribas Arbit Issu B.V. - HSI R Bear CBBC May 2011 E	2010/09/07	2010/09/08
63920	CC Rabobank B.A. - HSI R Bear CBBC Dec 2010 A	2010/09/07	2010/09/08
63917	CC Rabobank B.A. - HSI R Bear CBBC Dec 2010 I	2010/09/07	2010/09/08
63661	CC Rabobank B.A. - HSI R Bear CBBC Dec 2010 N	2010/09/07	2010/09/08
63919	CC Rabobank B.A. - HSI R Bear CBBC Dec 2010 R	2010/09/07	2010/09/08
63918	CC Rabobank B.A. - HSI R Bear CBBC Dec 2010 T	2010/09/07	2010/09/08
63649	Credit Suisse AG - HSI R Bear CBBC Nov 2010 I	2010/09/07	2010/09/08
63631	Deutsche Bank AG - HSI R Bear CBBC Feb 2011 N	2010/09/07	2010/09/08
63900	Goldman Sachs SP (Asia) - HSI R Bear CBBC Mar 2011 F	2010/09/07	2010/09/08
63617	J P Morgan SP BV - HSI R Bear CBBC Dec 2010 F	2010/09/07	2010/09/08
63798	KBC Fin Products Int'l Ltd. - HSI R Bear CBBC Jan 2011 I	2010/09/07	2010/09/08
63807	RB of Scotland N.V. - HSI R Bear CBBC Dec 2010 B	2010/09/07	2010/09/08
63602	SGA Societe Generale Acceptance N.V. -HSI R Bear CBBC Nov10U	2010/09/07	2010/09/08
63915	UBS AG - HSCEI R Bear CBBC Feb 2011 A	2010/09/07	2010/09/08
63640	UBS AG - HSCEI R Bear CBBC Jan 2011 C	2010/09/07	2010/09/08
63646	UBS AG - HSI R Bear CBBC Jan 2011 O	2010/09/07	2010/09/08
63934	UBS AG - HSI R Bear CBBC Dec 2010 U	2010/09/08	2010/09/09
63948	Credit Suisse AG - HSI R Bear CBBC Dec 2010 O	2010/09/09	2010/09/10
63949	Deutsche Bank AG - HSI R Bear CBBC Dec 2010 Q	2010/09/09	2010/09/10
63950	Deutsche Bank AG - HSI R Bear CBBC Jan 2011 M	2010/09/09	2010/09/10
63952	KBC Fin Products Int'l Ltd. - HSI R Bear CBBC Dec 2010 F	2010/09/09	2010/09/10
61169	RB of Scotland N.V. - Nikkei 225 R Bear CBBC Sep 2010 B	2010/09/09	2010/09/13
61394	RB of Scotland N.V. - Nikkei 225 R Bear CBBC Sep 2010 D	2010/09/09	2010/09/13
62185	RB of Scotland N.V. - Nikkei 225 R Bear CBBC Sep 2010 F	2010/09/09	2010/09/13
62186	RB of Scotland N.V. - Nikkei 225 R Bear CBBC Sep 2010 G	2010/09/09	2010/09/13
63700	SGA Societe Generale Acceptance N.V.-CMob R Bull CBBC Dec10C	2010/09/09	2010/09/10
63951	UBS AG - HSI R Bear CBBC Dec 2010 T	2010/09/09	2010/09/10
63964	UBS AG - HSI R Bear CBBC Jan 2011 B	2010/09/09	2010/09/10
63969	Credit Suisse AG - HSI R Bear CBBC Dec 2010 M	2010/09/10	2010/09/13
63977	Deutsche Bank AG - HSI R Bear CBBC Dec 2010 O	2010/09/10	2010/09/13
63971	SGA Societe Generale Acceptance N.V. -HSI R Bear CBBC Dec10J	2010/09/10	2010/09/13
61583	UBS AG - CC Bank R Bull CBBC Sep 2010 B	2010/09/10	2010/09/14
63510	UBS AG - China Mobile R Bull CBBC Dec 2010 D	2010/09/10	2010/09/13
63611	UBS AG - HKEx R Bear CBBC Dec 2010 E	2010/09/10	2010/09/13
63972	UBS AG - HSI R Bear CBBC Dec 2010 I	2010/09/10	2010/09/13
63767	BNP Paribas Arbit Issu B.V. - HSI R Bear CBBC Jun 2011 B	2010/09/13	2010/09/14
63667	BNP Paribas Arbit Issu B.V. - HSI R Bear CBBC May 2011 B	2010/09/13	2010/09/14
63586	CC Rabobank B.A. - HSI R Bear CBBC Dec 2010 G	2010/09/13	2010/09/14
63756	CC Rabobank B.A. - HSI R Bear CBBC Nov 2010 J	2010/09/13	2010/09/14
63755	CC Rabobank B.A. - HSI R Bear CBBC Nov 2010 K	2010/09/13	2010/09/14
63998	Credit Suisse AG - HSI R Bear CBBC Dec 2010 S	2010/09/13	2010/09/14
63988	Credit Suisse AG - HSI R Bear CBBC Dec 2010 T	2010/09/13	2010/09/14
63533	Credit Suisse AG - HSI R Bear CBBC Nov 2010 E	2010/09/13	2010/09/14
63603	Credit Suisse AG - HSI R Bear CBBC Nov 2010 O	2010/09/13	2010/09/14
63589	Credit Suisse AG - HSI R Bear CBBC Nov 2010 U	2010/09/13	2010/09/14
63658	Deutsche Bank AG - HSCEI R Bear CBBC Dec 2010 F	2010/09/13	2010/09/14
63592	Deutsche Bank AG - HSI R Bear CBBC Dec 2010 D	2010/09/13	2010/09/14
63557	Deutsche Bank AG - HSI R Bear CBBC Dec 2010 U	2010/09/13	2010/09/14
63530	Deutsche Bank AG - HSI R Bear CBBC Jan 2011 B	2010/09/13	2010/09/14
63985	Deutsche Bank AG - HSI R Bear CBBC Jan 2011 S	2010/09/13	2010/09/14
63999	Deutsche Bank AG - HSI R Bear CBBC Jan 2011 X	2010/09/13	2010/09/14
63901	Goldman Sachs SP (Asia) - HSI R Bear CBBC Mar 2011 G	2010/09/13	2010/09/14
63620	HK Bank - HSI R Bear CBBC Jan 2011 C	2010/09/13	2010/09/14
63594	J P Morgan SP BV - HSI R Bear CBBC Dec 2010 C	2010/09/13	2010/09/14
63996	J P Morgan SP BV - HSI R Bear CBBC Dec 2010 W	2010/09/13	2010/09/14
63593	J P Morgan SP BV - HSI R Bear CBBC Nov 2010 Q	2010/09/13	2010/09/14
63748	KBC Fin Products Int'l Ltd. - HSI R Bear CBBC Dec 2010 Y	2010/09/13	2010/09/14
63749	KBC Fin Products Int'l Ltd. - HSI R Bear CBBC Dec 2010 Z	2010/09/13	2010/09/14
63596	KBC Fin Products Int'l Ltd. - HSI R Bear CBBC Nov 2010 N	2010/09/13	2010/09/14
63817	Macquarie Bank Ltd. - HSI R Bear CBBC Dec 2010 B	2010/09/13	2010/09/14
63490	RB of Scotland N.V. - China Mobile R Bull CBBC Dec 2010 A	2010/09/13	2010/09/14
61891	RB of Scotland N.V. - HKEx R Bear CBBC Oct 2010 B	2010/09/13	2010/09/14
63688	RB of Scotland N.V. - HSI R Bear CBBC Nov 2010 P	2010/09/13	2010/09/14
63987	SGA Societe Generale Acceptance N.V. -HSI R Bear CBBC Dec10L	2010/09/13	2010/09/14
63556	SGA Societe Generale Acceptance N.V. -HSI R Bear CBBC Nov10N	2010/09/13	2010/09/14
63605	SGA Societe Generale Acceptance N.V. -HSI R Bear CBBC Nov10P	2010/09/13	2010/09/14
63604	SGA Societe Generale Acceptance N.V. -HSI R Bear CBBC Nov10Q	2010/09/13	2010/09/14
63932	SGA Societe Generale Acceptance NV -HSCEI R Bear CBBC Jan11A	2010/09/13	2010/09/14

## List of expired CBBC, 2010 (continued)

Code	CBBC	Last trading date	Delisted date
63746	UBS AG - HSBC R Bear CBBC Dec 2010 J	2010/09/13	2010/09/14
63612	UBS AG - HSI R Bear CBBC Dec 2010 K	2010/09/13	2010/09/14
63645	UBS AG - HSI R Bear CBBC Dec 2010 Q	2010/09/13	2010/09/14
63983	UBS AG - HSI R Bear CBBC Dec 2010 S	2010/09/13	2010/09/14
63984	UBS AG - HSI R Bear CBBC Feb 2011 W	2010/09/13	2010/09/14
63585	UBS AG - HSI R Bear CBBC Jan 2011 H	2010/09/13	2010/09/14
63551	UBS AG - HSI R Bear CBBC Nov 2010 N	2010/09/13	2010/09/14
63546	UBS AG - Jiangxi Copper R Bear CBBC Dec 2010 E	2010/09/13	2010/09/14
63637	UBS AG - TCH R Bear CBBC Dec 2010 I	2010/09/13	2010/09/14
62786	Credit Suisse AG - HKEx R Bear CBBC Nov 2010 A	2010/09/14	2010/09/15
64038	Credit Suisse AG - HSI R Bear CBBC Dec 2010 H	2010/09/14	2010/09/15
64044	Deutsche Bank AG - HSI R Bear CBBC Feb 2011 R	2010/09/14	2010/09/15
63698	Deutsche Bank AG - HSI R Bear CBBC Nov 2010 L	2010/09/14	2010/09/15
61530	KBC Fin Products Int'l Ltd. - Ch Life R Bear CBBC Sep 2010 B	2010/09/14	2010/09/16
63733	RB of Scotland N.V. - DJIA R Bear CBBC Dec 2010 M	2010/09/14	2010/09/15
63463	RB of Scotland N.V. - Jiangxi Copper R Bear CBBC Dec 2010 D	2010/09/14	2010/09/15
63705	UBS AG - HKEx R Bear CBBC Feb 2011 A	2010/09/14	2010/09/15
61647	UBS AG - HKEx R Bear CBBC Sep 2010 D	2010/09/14	2010/09/15
64043	UBS AG - HSI R Bear CBBC Jan 2011 I	2010/09/14	2010/09/15
62112	UBS AG - Ping An R Bear CBBC Nov 2010 B	2010/09/14	2010/09/15
63666	BNP Paribas Arbit Issu B.V. - HSI R Bear CBBC Apr 2011 C	2010/09/15	2010/09/16
63587	CC Rabobank B.A. - HSI R Bear CBBC Dec 2010 D	2010/09/15	2010/09/16
64081	CC Rabobank B.A. - HSI R Bear CBBC Jan 2011 F	2010/09/15	2010/09/16
64082	CC Rabobank B.A. - HSI R Bear CBBC Jan 2011 G	2010/09/15	2010/09/16
63739	Credit Suisse AG - HSI R Bear CBBC Dec 2010 D	2010/09/15	2010/09/16
64075	Credit Suisse AG - HSI R Bear CBBC Jan 2011 M	2010/09/15	2010/09/16
63571	Credit Suisse AG - HSI R Bear CBBC Nov 2010 Z	2010/09/15	2010/09/16
64066	Deutsche Bank AG - HSI R Bear CBBC Feb 2011 V	2010/09/15	2010/09/16
63567	Deutsche Bank AG - HSI R Bear CBBC Nov 2010 U	2010/09/15	2010/09/16
63621	HK Bank - HSI R Bear CBBC Jan 2011 D	2010/09/15	2010/09/16
63595	J P Morgan SP BV - HSI R Bear CBBC Dec 2010 D	2010/09/15	2010/09/16
64074	J P Morgan SP BV - HSI R Bear CBBC Dec 2010 G	2010/09/15	2010/09/16
64072	J P Morgan SP BV - HSI R Bear CBBC Dec 2010 H	2010/09/15	2010/09/16
64071	J P Morgan SP BV - HSI R Bear CBBC Dec 2010 I	2010/09/15	2010/09/16
64080	KBC Fin Products Int'l Ltd. - HSI R Bear CBBC Jan 2011 O	2010/09/15	2010/09/16
63558	KBC Fin Products Int'l Ltd. - HSI R Bear CBBC Nov 2010 F	2010/09/15	2010/09/16
61211	KBC Fin Products Int'l Ltd. - Petrochina R Bear CBBC Sep10A	2010/09/15	2010/09/17
63772	Merrill Lynch Int'l & Co. C.V. - HSI R Bear CBBC Dec 2010 C	2010/09/15	2010/09/16
63655	RB of Scotland N.V. - HSI R Bear CBBC Nov 2010 O	2010/09/15	2010/09/16
63808	RB of Scotland N.V. - Nikkei 225 R Bear CBBC Mar 2011 D	2010/09/15	2010/09/16
64067	SGA Societe Generale Acceptance N.V. - HSI R Bear CBBC Dec10R	2010/09/15	2010/09/16
64068	SGA Societe Generale Acceptance N.V. - HSI R Bear CBBC Dec10S	2010/09/15	2010/09/16
64069	SGA Societe Generale Acceptance N.V. - HSI R Bear CBBC Dec10T	2010/09/15	2010/09/16
64070	SGA Societe Generale Acceptance N.V. - HSI R Bear CBBC Dec10U	2010/09/15	2010/09/16
63598	SGA Societe Generale Acceptance N.V. - HSI R Bear CBBC Nov10X	2010/09/15	2010/09/16
64077	UBS AG - HSI R Bear CBBC Dec 2010 Z	2010/09/15	2010/09/16
63824	UBS AG - HSI R Bear CBBC Feb 2011 N	2010/09/15	2010/09/16
63573	UBS AG - HSI R Bear CBBC Jan 2011 D	2010/09/15	2010/09/16
64078	UBS AG - HSI R Bear CBBC Jan 2011 R	2010/09/15	2010/09/16
64016	Credit Suisse AG - A50 China R Bull CBBC Jan 2011 G	2010/09/16	2010/09/17
64085	Credit Suisse AG - HSI R Bear CBBC Dec 2010 I	2010/09/16	2010/09/17
60912	HK Bank - China Shenhua R Bull CBBC Sep 2010 A	2010/09/16	2010/09/20
60125	HK Bank - Sinopec Corp R Bull CBBC Sep 2010 A	2010/09/16	2010/09/20
60126	HK Bank - Sinopec Corp R Bull CBBC Sep 2010 B	2010/09/16	2010/09/20
61155	RB of Scotland N.V. - DJIA R Bear CBBC Sep 2010 C	2010/09/16	2010/09/20
61716	RB of Scotland N.V. - DJIA R Bear CBBC Sep 2010 E	2010/09/16	2010/09/20
61717	RB of Scotland N.V. - DJIA R Bear CBBC Sep 2010 F	2010/09/16	2010/09/20
61718	RB of Scotland N.V. - DJIA R Bear CBBC Sep 2010 G	2010/09/16	2010/09/20
61873	RB of Scotland N.V. - DJIA R Bear CBBC Sep 2010 H	2010/09/16	2010/09/20
62184	RB of Scotland N.V. - DJIA R Bear CBBC Sep 2010 I	2010/09/16	2010/09/20
62225	RB of Scotland N.V. - DJIA R Bear CBBC Sep 2010 N	2010/09/16	2010/09/20
62226	RB of Scotland N.V. - DJIA R Bear CBBC Sep 2010 O	2010/09/16	2010/09/20
62213	RB of Scotland N.V. - DJIA R Bull CBBC Sep 2010 J	2010/09/16	2010/09/20
62214	RB of Scotland N.V. - DJIA R Bull CBBC Sep 2010 K	2010/09/16	2010/09/20
64041	UBS AG - A50 China R Bull CBBC Jan 2011 N	2010/09/16	2010/09/17
61831	UBS AG - Cheung Kong R Bear CBBC Oct 2010 A	2010/09/16	2010/09/17
61695	Barclays Bank plc - HSI R Bear CBBC Nov 2010 A	2010/09/17	2010/09/20
63365	BNP Paribas Arbit Issu B.V. - HSI R Bear CBBC Feb 2011 J	2010/09/17	2010/09/20
62762	CC Rabobank B.A. - HSI R Bear CBBC Dec 2010 E	2010/09/17	2010/09/20
60931	Credit Suisse AG - China Mobile R Bear CBBC Sep 2010 A	2010/09/17	2010/09/21
63590	Credit Suisse AG - HSI R Bear CBBC Nov 2010 S	2010/09/17	2010/09/20
63264	Deutsche Bank AG - HSI R Bear CBBC Jan 2011 R	2010/09/17	2010/09/20
61739	Deutsche Bank AG - HSI R Bear CBBC Nov 2010 F	2010/09/17	2010/09/20
63195	KBC Fin Products Int'l Ltd. - HSI R Bear CBBC Dec 2010 G	2010/09/17	2010/09/20
63196	KBC Fin Products Int'l Ltd. - HSI R Bear CBBC Dec 2010 H	2010/09/17	2010/09/20
61613	RB of Scotland N.V. - A50 China R Bear CBBC Sep 2010 A	2010/09/17	2010/09/21
61614	RB of Scotland N.V. - A50 China R Bear CBBC Sep 2010 B	2010/09/17	2010/09/21
61723	RB of Scotland N.V. - A50 China R Bear CBBC Sep 2010 D	2010/09/17	2010/09/21
61797	RB of Scotland N.V. - A50 China R Bull CBBC Sep 2010 E	2010/09/17	2010/09/21
61923	RB of Scotland N.V. - A50 China R Bull CBBC Sep 2010 F	2010/09/17	2010/09/21
61887	RB of Scotland N.V. - Ch Life R Bear CBBC Sep 2010 D	2010/09/17	2010/09/21
62634	SGA Societe Generale Acceptance N.V. - HSI R Bear CBBC Oct10P	2010/09/17	2010/09/20
61550	UBS AG - HSBC R Bear CBBC Sep 2010 A	2010/09/17	2010/09/21
61628	UBS AG - HSBC R Bear CBBC Sep 2010 B	2010/09/17	2010/09/21
62429	UBS AG - HSI R Bear CBBC Dec 2010 X	2010/09/17	2010/09/20
61694	Barclays Bank plc - HSI R Bear CBBC Sep 2010 K	2010/09/20	2010/09/21
63711	BNP Paribas Arbit Issu B.V. - HSI R Bear CBBC Apr 2011 E	2010/09/20	2010/09/21

## List of expired CBBC, 2010 (continued)

Code	CBBC	Last trading date	Delisted date
64093	BNP Paribas Arbit Issu B.V. - HSI R Bear CBBC Oct 2011 A	2010/09/20	2010/09/21
63367	BOCI Asia Ltd. - HSI R Bear CBBC Nov 2010 B	2010/09/20	2010/09/21
61570	CC Rabobank B.A. - HSI R Bear CBBC Sep 2010 Q	2010/09/20	2010/09/21
63413	Credit Suisse AG - HKEx R Bear CBBC Nov 2010 B	2010/09/20	2010/09/21
63935	Credit Suisse AG - HSI R Bear CBBC Dec 2010 F	2010/09/20	2010/09/21
64114	Credit Suisse AG - HSI R Bear CBBC Dec 2010 O	2010/09/20	2010/09/21
64119	Credit Suisse AG - HSI R Bear CBBC Jan 2011 O	2010/09/20	2010/09/21
63371	Credit Suisse AG - HSI R Bear CBBC Nov 2010 X	2010/09/20	2010/09/21
62530	Credit Suisse AG - TCH R Bear CBBC Nov 2010 B	2010/09/20	2010/09/21
64124	Deutsche Bank AG - HSI R Bear CBBC Dec 2010 S	2010/09/20	2010/09/21
64123	Deutsche Bank AG - HSI R Bear CBBC Dec 2010 Y	2010/09/20	2010/09/21
61688	Deutsche Bank AG - HSI R Bear CBBC Oct 2010 M	2010/09/20	2010/09/21
62699	J P Morgan SP BV - HSI R Bear CBBC Oct 2010 V	2010/09/20	2010/09/21
63408	KBC Fin Products Int'l Ltd. - HSI R Bear CBBC Dec 2010 P	2010/09/20	2010/09/21
64120	KBC Fin Products Int'l Ltd. - HSI R Bear CBBC Jan 2011 P	2010/09/20	2010/09/21
61573	KBC Fin Products Int'l Ltd. - HSI R Bear CBBC Sep 2010 L	2010/09/20	2010/09/21
62726	Macquarie Bank Ltd. - HSI R Bear CBBC Oct 2010 F	2010/09/20	2010/09/21
63495	RB of Scotland N.V. - HKEx R Bear CBBC Dec 2010 C	2010/09/20	2010/09/21
61659	RB of Scotland N.V. - HSI R Bear CBBC Nov 2010 A	2010/09/20	2010/09/21
61656	RB of Scotland N.V. - HSI R Bear CBBC Sep 2010 D	2010/09/20	2010/09/21
64127	SGA Societe Generale Acceptance N.V. - HSI R Bear CBBC Dec10X	2010/09/20	2010/09/21
62635	SGA Societe Generale Acceptance N.V. - HSI R Bear CBBC Oct100	2010/09/20	2010/09/21
63722	UBS AG - HSI R Bear CBBC Dec 2010 N	2010/09/20	2010/09/21
64122	UBS AG - HSI R Bear CBBC Jan 2011 J	2010/09/20	2010/09/21
64121	UBS AG - HSI R Bear CBBC Jan 2011 N	2010/09/20	2010/09/21
61588	UBS AG - HSI R Bear CBBC Nov 2010 O	2010/09/20	2010/09/21
61630	UBS AG - HSI R Bear CBBC Sep 2010 T	2010/09/20	2010/09/21
63547	UBS AG - Hutchison R Bear CBBC Dec 2010 C	2010/09/20	2010/09/21
61701	BNP Paribas Arbit Issu B.V. - HSI R Bear CBBC Oct 2010 D	2010/09/21	2010/09/22
63385	CC Rabobank B.A. - HSI R Bear CBBC Dec 2010 O	2010/09/21	2010/09/22
64159	Credit Suisse AG - HSI R Bear CBBC Dec 2010 M	2010/09/21	2010/09/22
63937	Credit Suisse AG - HSI R Bear CBBC Feb 2011 B	2010/09/21	2010/09/22
62687	Credit Suisse AG - HSI R Bear CBBC Sep 2010 G	2010/09/21	2010/09/22
64164	Deutsche Bank AG - HSI R Bear CBBC Jan 2011 T	2010/09/21	2010/09/22
61681	Deutsche Bank AG - HSI R Bear CBBC Sep 2010 B	2010/09/21	2010/09/22
61859	Goldman Sachs SP (Asia) - HSI R Bear CBBC Oct 2010 I	2010/09/21	2010/09/22
61684	HK Bank - A50 R Bear CBBC Sep 2010 B	2010/09/21	2010/09/24
61683	HK Bank - CC Bank R Bear CBBC Sep 2010 A	2010/09/21	2010/09/24
61642	HK Bank - HSI R Bear CBBC Sep 2010 G	2010/09/21	2010/09/22
64187	J P Morgan SP BV - HSI R Bear CBBC Dec 2010 L	2010/09/21	2010/09/22
63997	J P Morgan SP BV - HSI R Bear CBBC Dec 2010 X	2010/09/21	2010/09/22
61667	KBC Fin Products Int'l Ltd. - HSI R Bear CBBC Oct 2010 F	2010/09/21	2010/09/22
63676	RB of Scotland N.V. - BYD Company R Bear CBBC Dec 2010 E	2010/09/21	2010/09/22
63734	RB of Scotland N.V. - DJIA R Bear CBBC Dec 2010 N	2010/09/21	2010/09/22
63297	RB of Scotland N.V. - NASDAQ100 Index R Bear CBBC Dec 2010 C	2010/09/21	2010/09/22
62283	RB of Scotland N.V. - TCH R Bear CBBC Oct 2010 F	2010/09/21	2010/09/22
62656	SGA Societe Generale Acceptance N.V. - HSI R Bear CBBC Oct10X	2010/09/21	2010/09/22
63511	UBS AG - COVS R Bear CBBC Jan 2011 A	2010/09/21	2010/09/22
63215	UBS AG - HSI R Bear CBBC Jan 2011 W	2010/09/21	2010/09/22
62194	UBS AG - TCH R Bear CBBC Oct 2010 D	2010/09/21	2010/09/22
61696	Barclays Bank plc - HSI R Bear CBBC Nov 2010 B	2010/09/22	2010/09/24
63361	BNP Paribas Arbit Issu B.V. - HSI R Bear CBBC Mar 2011 A	2010/09/22	2010/09/24
61512	CC Rabobank B.A. - HSI R Bear CBBC Sep 2010 N	2010/09/22	2010/09/24
64198	Credit Suisse AG - HSI R Bear CBBC Dec 2010 S	2010/09/22	2010/09/24
62785	Credit Suisse AG - HSI R Bear CBBC Oct 2010 P	2010/09/22	2010/09/24
63783	Deutsche Bank AG - DJIA R Bear CBBC Dec 2010 C	2010/09/22	2010/09/24
63401	Deutsche Bank AG - HKEx R Bear CBBC Jan 2011 A	2010/09/22	2010/09/24
63331	Deutsche Bank AG - HSI R Bear CBBC Dec 2010 P	2010/09/22	2010/09/24
61708	Deutsche Bank AG - HSI R Bear CBBC Oct 2010 O	2010/09/22	2010/09/24
64193	HK Bank - HSI R Bear CBBC Feb 2011 E	2010/09/22	2010/09/24
63389	J P Morgan SP BV - HSI R Bear CBBC Nov 2010 L	2010/09/22	2010/09/24
63197	KBC Fin Products Int'l Ltd. - HSI R Bear CBBC Dec 2010 I	2010/09/22	2010/09/24
63198	KBC Fin Products Int'l Ltd. - HSI R Bear CBBC Dec 2010 J	2010/09/22	2010/09/24
64008	RB of Scotland N.V. - HSI R Bear CBBC Dec 2010 F	2010/09/22	2010/09/24
61658	RB of Scotland N.V. - HSI R Bear CBBC Sep 2010 E	2010/09/22	2010/09/24
64188	SGA Societe Generale Acceptance N.V. - HSI R Bear CBBC Jan11D	2010/09/22	2010/09/24
64189	SGA Societe Generale Acceptance N.V. - HSI R Bear CBBC Jan11E	2010/09/22	2010/09/24
64190	SGA Societe Generale Acceptance N.V. - HSI R Bear CBBC Jan11F	2010/09/22	2010/09/24
64191	SGA Societe Generale Acceptance N.V. - HSI R Bear CBBC Jan11G	2010/09/22	2010/09/24
64199	SGA Societe Generale Acceptance N.V. - HSI R Bear CBBC Jan11I	2010/09/22	2010/09/24
62657	SGA Societe Generale Acceptance N.V. - HSI R Bear CBBC Oct10W	2010/09/22	2010/09/24
63724	UBS AG - HSI R Bear CBBC Feb 2011 M	2010/09/22	2010/09/24
64201	UBS AG - HSI R Bear CBBC Jan 2011 H	2010/09/22	2010/09/24
61505	UBS AG - HSI R Bear CBBC Sep 2010 F	2010/09/22	2010/09/24
63164	UBS AG - SHK Ppt R Bear CBBC Dec 2010 D	2010/09/22	2010/09/24
61398	Credit Suisse AG - A50 China R Bear CBBC Sep 2010 A	2010/09/24	2010/09/28
62376	Credit Suisse AG - A50 China R Bull CBBC Sep 2010 G	2010/09/24	2010/09/28
61397	Credit Suisse AG - China Mobile R Bull CBBC Sep 2010 B	2010/09/24	2010/09/28
64203	Credit Suisse AG - HKEx R Bear CBBC Jan 2011 B	2010/09/24	2010/09/27
60708	Credit Suisse AG - HKEx R Bull CBBC Sep 2010 A	2010/09/24	2010/09/28
61399	Credit Suisse AG - HSBC R Bear CBBC Sep 2010 B	2010/09/24	2010/09/28
60707	Credit Suisse AG - HSBC R Bull CBBC Sep 2010 A	2010/09/24	2010/09/28
62422	Credit Suisse AG - HSBC R Bull CBBC Sep 2010 E	2010/09/24	2010/09/28
64207	Deutsche Bank AG - HSI R Bear CBBC Feb 2011 Y	2010/09/24	2010/09/27
64206	Deutsche Bank AG - HSI R Bear CBBC Jan 2011 I	2010/09/24	2010/09/27
61896	RB of Scotland N.V. - Jiangxi Copper R Bull CBBC Sep 2010 A	2010/09/24	2010/09/28
62345	SGA Societe Generale Acceptance N.V. - HSBC R Bull CBBC Sep10A	2010/09/24	2010/09/28

## List of expired CBBC, 2010 (continued)

Code	CBBC	Last trading date	Delisted date
62556	SGA Societe Generale Acceptance N.V.-TCH R Bull CBBC Sep 10A	2010/09/24	2010/09/28
62557	SGA Societe Generale Acceptance N.V.-TCH R Bull CBBC Sep 10B	2010/09/24	2010/09/28
64204	UBS AG - Cheung Kong R Bear CBBC Feb 2011 A	2010/09/24	2010/09/27
64013	UBS AG - HKEEx R Bear CBBC Jan 2011 B	2010/09/24	2010/09/27
61621	UBS AG - HKEEx R Bear CBBC Oct 2010 C	2010/09/24	2010/09/27
61369	UBS AG - TCH R Bear CBBC Sep 2010 A	2010/09/24	2010/09/28
61697	Barclays Bank plc - HSI R Bear CBBC Nov 2010 C	2010/09/27	2010/09/28
63419	BNP Paribas Arbit Issu B.V. - HSI R Bear CBBC Apr 2011 A	2010/09/27	2010/09/28
63286	BNP Paribas Arbit Issu B.V. - HSI R Bear CBBC Jan 2011 G	2010/09/27	2010/09/28
63386	CC Rabobank B.A. - HSI R Bear CBBC Dec 2010 M	2010/09/27	2010/09/28
64250	CC Rabobank B.A. - HSI R Bear CBBC Jan 2011 K	2010/09/27	2010/09/28
64251	CC Rabobank B.A. - HSI R Bear CBBC Jan 2011 L	2010/09/27	2010/09/28
64252	CC Rabobank B.A. - HSI R Bear CBBC Jan 2011 M	2010/09/27	2010/09/28
61513	CC Rabobank B.A. - HSI R Bear CBBC Sep 2010 O	2010/09/27	2010/09/28
64211	Credit Suisse AG - HSI R Bear CBBC Dec 2010 H	2010/09/27	2010/09/28
64167	Credit Suisse AG - HSI R Bear CBBC Feb 2011 G	2010/09/27	2010/09/28
63276	Credit Suisse AG - HSI R Bear CBBC Jan 2011 E	2010/09/27	2010/09/28
63936	Credit Suisse AG - HSI R Bear CBBC Jan 2011 H	2010/09/27	2010/09/28
61604	Credit Suisse AG - HSI R Bear CBBC Oct 2010 E	2010/09/27	2010/09/28
61496	Credit Suisse AG - HSI R Bear CBBC Sep 2010 H	2010/09/27	2010/09/28
63353	Credit Suisse AG - TCH R Bear CBBC Dec 2010 B	2010/09/27	2010/09/28
64217	Deutsche Bank AG - HSI R Bear CBBC Jan 2011 D	2010/09/27	2010/09/28
63332	Deutsche Bank AG - HSI R Bear CBBC Jan 2011 V	2010/09/27	2010/09/28
63699	Deutsche Bank AG - HSI R Bear CBBC Nov 2010 C	2010/09/27	2010/09/28
61689	Deutsche Bank AG - HSI R Bear CBBC Nov 2010 D	2010/09/27	2010/09/28
61790	Deutsche Bank AG - HSI R Bear CBBC Oct 2010 U	2010/09/27	2010/09/28
61860	Goldman Sachs SP (Asia) - HSI R Bear CBBC Oct 2010 J	2010/09/27	2010/09/28
64194	HK Bank - HSI R Bear CBBC Mar 2011 A	2010/09/27	2010/09/28
61643	HK Bank - HSI R Bear CBBC Sep 2010 H	2010/09/27	2010/09/28
63505	HK Bank - TCH R Bear CBBC Dec 2010 A	2010/09/27	2010/09/28
63390	J P Morgan SP BV - HSI R Bear CBBC Nov 2010 O	2010/09/27	2010/09/28
63203	KBC Fin Products Int'l Ltd. - HSI R Bear CBBC Jan 2011 A	2010/09/27	2010/09/28
62752	KBC Fin Products Int'l Ltd. - HSI R Bear CBBC Nov 2010 I	2010/09/27	2010/09/28
60878	Merrill Lynch Int'l & Co. C.V. - HSI R Bear CBBC Sep 2010 O	2010/09/27	2010/09/28
61878	RB of Scotland N.V. - CC Bank R Bull CBBC Sep 2010 A	2010/09/27	2010/09/29
63113	RB of Scotland N.V. - DJIA R Bear CBBC Dec 2010 D	2010/09/27	2010/09/28
61800	RB of Scotland N.V. - HSI R Bear CBBC Oct 2010 C	2010/09/27	2010/09/28
63464	RB of Scotland N.V. - Jiangxi Copper R Bear CBBC Dec 2010 E	2010/09/27	2010/09/28
62201	RB of Scotland N.V. - TCH R Bear CBBC Oct 2010 B	2010/09/27	2010/09/28
62202	RB of Scotland N.V. - TCH R Bear CBBC Oct 2010 C	2010/09/27	2010/09/28
64192	SGA Societe Generale Acceptance N.V. -HSI R Bear CBBC Jan11H	2010/09/27	2010/09/28
62659	SGA Societe Generale Acceptance N.V. -HSI R Bear CBBC Nov10A	2010/09/27	2010/09/28
62658	SGA Societe Generale Acceptance N.V. -HSI R Bear CBBC Oct10U	2010/09/27	2010/09/28
63138	UBS AG - China Tel R Bear CBBC Dec 2010 C	2010/09/27	2010/09/28
61622	UBS AG - HKEEx R Bear CBBC Oct 2010 D	2010/09/27	2010/09/28
63639	UBS AG - HSCEI R Bear CBBC Dec 2010 G	2010/09/27	2010/09/28
62683	UBS AG - HSI R Bear CBBC Dec 2010 E	2010/09/27	2010/09/28
64209	UBS AG - HSI R Bear CBBC Feb 2011 C	2010/09/27	2010/09/28
62443	UBS AG - HSI R Bear CBBC Jan 2011 F	2010/09/27	2010/09/28
61548	UBS AG - HSI R Bear CBBC Nov 2010 L	2010/09/27	2010/09/28
63545	UBS AG - Jiangxi Copper R Bear CBBC Jan 2011 A	2010/09/27	2010/09/28
63185	UBS AG - SHK Ppt R Bear CBBC Jan 2011 A	2010/09/27	2010/09/28
61867	UBS AG - TCH R Bear CBBC Nov 2010 A	2010/09/27	2010/09/28
61866	UBS AG - TCH R Bear CBBC Oct 2010 B	2010/09/27	2010/09/28
62148	BOCI Asia Ltd. - HSI R Bull CBBC Sep 2010 A	2010/09/28	2010/09/30
61544	CC Rabobank B.A. - A50 China R Bear CBBC Sep 2010 E	2010/09/28	2010/09/30
61934	CC Rabobank B.A. - A50 China R Bull CBBC Sep 2010 F	2010/09/28	2010/09/30
61935	CC Rabobank B.A. - A50 China R Bull CBBC Sep 2010 G	2010/09/28	2010/09/30
61514	CC Rabobank B.A. - HSI R Bear CBBC Sep 2010 P	2010/09/28	2010/09/30
62501	Credit Suisse AG - China Mobile R Bull CBBC Sep 2010 C	2010/09/28	2010/09/30
64266	Credit Suisse AG - HSI R Bear CBBC Dec 2010 I	2010/09/28	2010/09/29
61401	Credit Suisse AG - HSI R Bear CBBC Sep 2010 F	2010/09/28	2010/09/30
61657	Credit Suisse AG - HSI R Bear CBBC Sep 2010 M	2010/09/28	2010/09/30
60569	Credit Suisse AG - HSI R Bull CBBC Sep 2010 A	2010/09/28	2010/09/30
60608	Credit Suisse AG - HSI R Bull CBBC Sep 2010 B	2010/09/28	2010/09/30
64269	Deutsche Bank AG - HSI R Bear CBBC Feb 2011 F	2010/09/28	2010/09/29
61002	Deutsche Bank AG - HSI R Bear CBBC Sep 2010 G	2010/09/28	2010/09/30
61086	Deutsche Bank AG - HSI R Bear CBBC Sep 2010 I	2010/09/28	2010/09/30
60561	Deutsche Bank AG - HSI R Bull CBBC Sep 2010 D	2010/09/28	2010/09/30
62350	Deutsche Bank AG - HSI R Bull CBBC Sep 2010 W	2010/09/28	2010/09/30
62285	Deutsche Bank AG - HSI R Bull CBBC Sep 2010 Y	2010/09/28	2010/09/30
61542	Goldman Sachs SP (Asia) - HSI R Bear CBBC Sep 2010 D	2010/09/28	2010/09/30
61543	Goldman Sachs SP (Asia) - HSI R Bear CBBC Sep 2010 E	2010/09/28	2010/09/30
61545	Goldman Sachs SP (Asia) - HSI R Bear CBBC Sep 2010 F	2010/09/28	2010/09/30
68988	HK Bank - HSI R Bear CBBC Sep 2010 A	2010/09/28	2010/09/30
60129	HK Bank - HSI R Bull CBBC Sep 2010 B	2010/09/28	2010/09/30
60130	HK Bank - HSI R Bull CBBC Sep 2010 C	2010/09/28	2010/09/30
60131	HK Bank - HSI R Bull CBBC Sep 2010 D	2010/09/28	2010/09/30
64274	KBC Fin Products Int'l Ltd. - HSI R Bear CBBC Jan 2011 W	2010/09/28	2010/09/29
67314	KBC Fin Products Int'l Ltd. - HSI R Bear CBBC Sep 2010 A	2010/09/28	2010/09/30
61227	KBC Fin Products Int'l Ltd. - HSI R Bear CBBC Sep 2010 B	2010/09/28	2010/09/30
61425	KBC Fin Products Int'l Ltd. - HSI R Bear CBBC Sep 2010 E	2010/09/28	2010/09/30
61426	KBC Fin Products Int'l Ltd. - HSI R Bear CBBC Sep 2010 F	2010/09/28	2010/09/30
61427	KBC Fin Products Int'l Ltd. - HSI R Bear CBBC Sep 2010 G	2010/09/28	2010/09/30
61507	KBC Fin Products Int'l Ltd. - HSI R Bear CBBC Sep 2010 I	2010/09/28	2010/09/30
62293	KBC Fin Products Int'l Ltd. - HSI R Bull CBBC Sep 2010 Y	2010/09/28	2010/09/30
62128	Macquarie Bank Ltd. - HSI R Bull CBBC Sep 2010 B	2010/09/28	2010/09/30

## List of expired CBBC, 2010 (continued)

Code	CBBC	Last trading date	Delisted date
60859	Merrill Lynch Int'l & Co. C.V. - HSI R Bull CBBC Sep 2010 A	2010/09/28	2010/09/30
60860	Merrill Lynch Int'l & Co. C.V. - HSI R Bull CBBC Sep 2010 B	2010/09/28	2010/09/30
60863	Merrill Lynch Int'l & Co. C.V. - HSI R Bull CBBC Sep 2010 C	2010/09/28	2010/09/30
61616	RB of Scotland N.V. - HSCEI R Bear CBBC Sep 2010 A	2010/09/28	2010/09/30
61722	RB of Scotland N.V. - HSCEI R Bear CBBC Sep 2010 B	2010/09/28	2010/09/30
61877	RB of Scotland N.V. - HSCEI R Bear CBBC Sep 2010 F	2010/09/28	2010/09/30
61874	RB of Scotland N.V. - HSCEI R Bull CBBC Sep 2010 C	2010/09/28	2010/09/30
61922	RB of Scotland N.V. - HSCEI R Bull CBBC Sep 2010 G	2010/09/28	2010/09/30
62049	SGA Societe Generale Acceptance N.V. -A50 R Bear CBBC Sep10D	2010/09/28	2010/09/30
62050	SGA Societe Generale Acceptance N.V. -A50 R Bear CBBC Sep10E	2010/09/28	2010/09/30
62051	SGA Societe Generale Acceptance N.V. -A50 R Bear CBBC Sep10F	2010/09/28	2010/09/30
62041	SGA Societe Generale Acceptance N.V. -A50 R Bull CBBC Sep10A	2010/09/28	2010/09/30
62042	SGA Societe Generale Acceptance N.V. -A50 R Bull CBBC Sep10B	2010/09/28	2010/09/30
62045	SGA Societe Generale Acceptance N.V. -A50 R Bull CBBC Sep10C	2010/09/28	2010/09/30
61018	SGA Societe Generale Acceptance N.V. -HSI R Bear CBBC Sep10A	2010/09/28	2010/09/30
61019	SGA Societe Generale Acceptance N.V. -HSI R Bear CBBC Sep10B	2010/09/28	2010/09/30
61020	SGA Societe Generale Acceptance N.V. -HSI R Bear CBBC Sep10C	2010/09/28	2010/09/30
61021	SGA Societe Generale Acceptance N.V. -HSI R Bear CBBC Sep10D	2010/09/28	2010/09/30
61022	SGA Societe Generale Acceptance N.V. -HSI R Bear CBBC Sep10E	2010/09/28	2010/09/30
61454	SGA Societe Generale Acceptance N.V. -HSI R Bear CBBC Sep10G	2010/09/28	2010/09/30
61455	SGA Societe Generale Acceptance N.V. -HSI R Bear CBBC Sep10H	2010/09/28	2010/09/30
61445	SGA Societe Generale Acceptance N.V. -HSI R Bear CBBC Sep10J	2010/09/28	2010/09/30
61446	SGA Societe Generale Acceptance N.V. -HSI R Bear CBBC Sep10V	2010/09/28	2010/09/30
61447	SGA Societe Generale Acceptance N.V. -HSI R Bear CBBC Sep10W	2010/09/28	2010/09/30
62047	SGA Societe Generale Acceptance NV -HSCEI R Bear CBBC Sep10D	2010/09/28	2010/09/30
62048	SGA Societe Generale Acceptance NV -HSCEI R Bear CBBC Sep10E	2010/09/28	2010/09/30
62344	SGA Societe Generale Acceptance NV -HSCEI R Bull CBBC Sep10F	2010/09/28	2010/09/30
63087	UBS AG - CHALCO R Bear CBBC Feb 2011 B	2010/09/28	2010/09/29
61606	UBS AG - HSCEI R Bear CBBC Sep 2010 C	2010/09/28	2010/09/30
61649	UBS AG - HSCEI R Bear CBBC Sep 2010 D	2010/09/28	2010/09/30
64273	UBS AG - HSI R Bear CBBC Feb 2011 D	2010/09/28	2010/09/29
61466	UBS AG - HSI R Bear CBBC Sep 2010 R	2010/09/28	2010/09/30
61092	UBS AG - HSI R Bear CBBC Sep 2010 W	2010/09/28	2010/09/30
61506	UBS AG - HSI R Bear CBBC Sep 2010 Z	2010/09/28	2010/09/30
60232	UBS AG - HSI R Bull CBBC Sep 2010 A	2010/09/28	2010/09/30
60233	UBS AG - HSI R Bull CBBC Sep 2010 B	2010/09/28	2010/09/30
60317	UBS AG - HSI R Bull CBBC Sep 2010 C	2010/09/28	2010/09/30
60318	UBS AG - HSI R Bull CBBC Sep 2010 D	2010/09/28	2010/09/30
60345	UBS AG - HSI R Bull CBBC Sep 2010 E	2010/09/28	2010/09/30
60413	UBS AG - HSI R Bull CBBC Sep 2010 G	2010/09/28	2010/09/30
60414	UBS AG - HSI R Bull CBBC Sep 2010 H	2010/09/28	2010/09/30
62481	UBS AG - HSI R Bull CBBC Sep 2010 J	2010/09/28	2010/09/30
60635	UBS AG - HSI R Bull CBBC Sep 2010 K	2010/09/28	2010/09/30
60636	UBS AG - HSI R Bull CBBC Sep 2010 L	2010/09/28	2010/09/30
62459	UBS AG - HSI R Bull CBBC Sep 2010 N	2010/09/28	2010/09/30
62435	UBS AG - HSI R Bull CBBC Sep 2010 Q	2010/09/28	2010/09/30
62237	UBS AG - HSI R Bull CBBC Sep 2010 U	2010/09/28	2010/09/30
64279	Credit Suisse AG - HSI R Bear CBBC Dec 2010 O	2010/09/29	2010/09/30
63078	RB of Scotland N.V. - Sinopec Corp R Bear CBBC Dec 2010 B	2010/09/29	2010/09/30
64288	UBS AG - HSI R Bear CBBC Dec 2010 S	2010/09/29	2010/09/30
63614	UBS AG - Hutchison R Bear CBBC Jan 2011 B	2010/09/29	2010/09/30
63089	UBS AG - Sinopec Corp R Bear CBBC Dec 2010 B	2010/09/29	2010/09/30
64310	Credit Suisse AG - HSI R Bear CBBC Dec 2010 F	2010/09/30	2010/10/04
64348	Deutsche Bank AG - HKEx R Bear CBBC Feb 2011 B	2010/09/30	2010/10/04
64311	Deutsche Bank AG - HSI R Bear CBBC Dec 2010 C	2010/09/30	2010/10/04
64353	J P Morgan SP BV - HSI R Bear CBBC Dec 2010 W	2010/09/30	2010/10/04
61532	KBC Fin Products Int'l Ltd. - Ch Mobile R Bull CBBC Oct 10A	2010/09/30	2010/10/05
61525	KBC Fin Products Int'l Ltd. - CP&CC R Bear CBBC Oct 2010 A	2010/09/30	2010/10/05
64309	UBS AG - HSI R Bear CBBC Dec 2010 Q	2010/09/30	2010/10/04
63963	UBS AG - Ping An R Bear CBBC Jan 2011 B	2010/09/30	2010/10/04
63479	UBS AG - SHK Ppt R Bear CBBC Jan 2011 B	2010/09/30	2010/10/04
63414	Barclays Bank plc - HSI R Bear CBBC Feb 2011 E	2010/10/04	2010/10/05
63345	BNP Paribas Arbit Issu B.V. - HSI R Bear CBBC Feb 2011 F	2010/10/04	2010/10/05
63346	BNP Paribas Arbit Issu B.V. - HSI R Bear CBBC Feb 2011 G	2010/10/04	2010/10/05
63362	BNP Paribas Arbit Issu B.V. - HSI R Bear CBBC Mar 2011 B	2010/10/04	2010/10/05
64094	BNP Paribas Arbit Issu B.V. - HSI R Bear CBBC Oct 2011 B	2010/10/04	2010/10/05
63458	CC Rabobank B.A. - HSI R Bear CBBC Dec 2010 V	2010/10/04	2010/10/05
63459	CC Rabobank B.A. - HSI R Bear CBBC Dec 2010 W	2010/10/04	2010/10/05
64253	CC Rabobank B.A. - HSI R Bear CBBC Jan 2011 N	2010/10/04	2010/10/05
64367	Credit Suisse AG - HKEx R Bear CBBC Feb 2011 B	2010/10/04	2010/10/05
64262	Credit Suisse AG - HKEx R Bear CBBC Jan 2011 C	2010/10/04	2010/10/05
63373	Credit Suisse AG - HSI R Bear CBBC Dec 2010 C	2010/10/04	2010/10/05
63940	Credit Suisse AG - HSI R Bear CBBC Feb 2011 C	2010/10/04	2010/10/05
63372	Credit Suisse AG - HSI R Bear CBBC Nov 2010 B	2010/10/04	2010/10/05
62690	Credit Suisse AG - HSI R Bear CBBC Nov 2010 W	2010/10/04	2010/10/05
63512	Deutsche Bank AG - HSCEI R Bear CBBC Dec 2010 C	2010/10/04	2010/10/05
63333	Deutsche Bank AG - HSI R Bear CBBC Feb 2011 A	2010/10/04	2010/10/05
63437	Deutsche Bank AG - HSI R Bear CBBC Feb 2011 H	2010/10/04	2010/10/05
64368	Deutsche Bank AG - HSI R Bear CBBC Jan 2011 X	2010/10/04	2010/10/05
64051	Deutsche Bank AG - HSI R Bear CBBC Jan 2011 Z	2010/10/04	2010/10/05
63524	Deutsche Bank AG - HSI R Bear CBBC Mar 2011 I	2010/10/04	2010/10/05
63677	HK Bank - A50 R Bear CBBC Feb 2011 C	2010/10/04	2010/10/05
62314	HK Bank - China Shenhua R Bear CBBC Dec 2010 B	2010/10/04	2010/10/05
63257	HK Bank - HSI R Bear CBBC Dec 2010 Q	2010/10/04	2010/10/05
63394	J P Morgan SP BV - HSI R Bear CBBC Nov 2010 K	2010/10/04	2010/10/05
63392	J P Morgan SP BV - HSI R Bear CBBC Nov 2010 N	2010/10/04	2010/10/05
63044	KBC Fin Products Int'l Ltd. - CP&CC R Bear CBBC Feb 2011 A	2010/10/04	2010/10/05

## List of expired CBBC, 2010 (continued)

Code	CBBC	Last trading date	Delisted date
63199	KBC Fin Products Int'l Ltd. - HSI R Bear CBBC Dec 2010 K	2010/10/04	2010/10/05
63407	KBC Fin Products Int'l Ltd. - HSI R Bear CBBC Dec 2010 O	2010/10/04	2010/10/05
64181	KBC Fin Products Int'l Ltd. - HSI R Bear CBBC Feb 2011 G	2010/10/04	2010/10/05
62753	KBC Fin Products Int'l Ltd. - HSI R Bear CBBC Nov 2010 J	2010/10/04	2010/10/05
63619	Macquarie Bank Ltd. - HSI R Bear CBBC Nov 2010 C	2010/10/04	2010/10/05
63773	Merrill Lynch Int'l & Co. C.V. - HSI R Bear CBBC Dec 2010 D	2010/10/04	2010/10/05
62925	RB of Scotland N.V. - BYD Company R Bear CBBC Dec 2010 B	2010/10/04	2010/10/05
62335	RB of Scotland N.V. - China Shenhua R Bear CBBC Oct 2010 D	2010/10/04	2010/10/05
63432	RB of Scotland N.V. - HSI R Bear CBBC Nov 2010 K	2010/10/04	2010/10/05
62660	SGA Societe Generale Acceptance N.V. -HSI R Bear CBBC Nov10B	2010/10/04	2010/10/05
62661	SGA Societe Generale Acceptance N.V. -HSI R Bear CBBC Nov10C	2010/10/04	2010/10/05
62662	SGA Societe Generale Acceptance N.V. -HSI R Bear CBBC Nov10D	2010/10/04	2010/10/05
63933	SGA Societe Generale Acceptance NV -HSCEI R Bear CBBC Jan11B	2010/10/04	2010/10/05
63638	UBS AG - A50 China R Bear CBBC Jan 2011 J	2010/10/04	2010/10/05
63689	UBS AG - China Shenhua R Bear CBBC Dec 2010 D	2010/10/04	2010/10/05
64010	UBS AG - HKEx R Bear CBBC Feb 2011 B	2010/10/04	2010/10/05
61349	UBS AG - HKEx R Bear CBBC Oct 2010 A	2010/10/04	2010/10/05
61769	UBS AG - HSCEI R Bear CBBC Oct 2010 E	2010/10/04	2010/10/05
63213	UBS AG - HSI R Bear CBBC Dec 2010 C	2010/10/04	2010/10/05
64355	UBS AG - HSI R Bear CBBC Dec 2010 Z	2010/10/04	2010/10/05
64149	UBS AG - HSI R Bear CBBC Feb 2011 Y	2010/10/04	2010/10/05
62441	UBS AG - HSI R Bear CBBC Mar 2011 A	2010/10/04	2010/10/05
64100	UBS AG - HSI R Bear CBBC Mar 2011 K	2010/10/04	2010/10/05
60806	UBS AG - HSI R Bear CBBC Oct 2010 M	2010/10/04	2010/10/05
61416	UBS AG - HSI R Bear CBBC Oct 2010 R	2010/10/04	2010/10/05
61868	UBS AG - TCH R Bear CBBC Nov 2010 B	2010/10/04	2010/10/05
64378	Credit Suisse AG - HSI R Bear CBBC Feb 2011 Q	2010/10/05	2010/10/06
63865	Deutsche Bank AG - China Life R Bear CBBC Mar 2011 B	2010/10/05	2010/10/06
64377	Deutsche Bank AG - HSI R Bear CBBC Feb 2011 E	2010/10/05	2010/10/06
64376	Deutsche Bank AG - HSI R Bear CBBC Jan 2011 S	2010/10/05	2010/10/06
63979	RB of Scotland N.V. - Ch Life R Bear CBBC Mar 2011 B	2010/10/05	2010/10/06
64467	RB of Scotland N.V. - Hutchison R Bear CBBC Feb 2011 B	2010/10/05	2010/10/06
63839	UBS AG - China Life R Bear CBBC Jan 2011 A	2010/10/05	2010/10/06
63873	UBS AG - China Life R Bear CBBC Jan 2011 D	2010/10/05	2010/10/06
62666	UBS AG - CNOOC R Bear CBBC Dec 2010 F	2010/10/05	2010/10/06
64099	UBS AG - HKEx R Bear CBBC Feb 2011 C	2010/10/05	2010/10/06
64398	UBS AG - HSI R Bear CBBC Jan 2011 R	2010/10/05	2010/10/06
63420	BNP Paribas Arbit Issu B.V. - HSI R Bear CBBC Apr 2011 B	2010/10/06	2010/10/07
61562	BNP Paribas Arbit Issu B.V. - HSI R Bear CBBC Dec 2010 A	2010/10/06	2010/10/07
63421	BNP Paribas Arbit Issu B.V. - HSI R Bear CBBC May 2011 A	2010/10/06	2010/10/07
64300	BOCI Asia Ltd. - HSI R Bear CBBC Dec 2010 B	2010/10/06	2010/10/07
63562	CC Rabobank B.A. - HSI R Bear CBBC Dec 2010 F	2010/10/06	2010/10/07
63387	CC Rabobank B.A. - HSI R Bear CBBC Dec 2010 J	2010/10/06	2010/10/07
63564	CC Rabobank B.A. - HSI R Bear CBBC Dec 2010 Q	2010/10/06	2010/10/07
63651	Credit Suisse AG - A50 China R Bear CBBC Dec 2010 C	2010/10/06	2010/10/07
64451	Credit Suisse AG - HKEx R Bear CBBC Jan 2011 E	2010/10/06	2010/10/07
64263	Credit Suisse AG - HSI R Bear CBBC Dec 2010 D	2010/10/06	2010/10/07
64476	Credit Suisse AG - HSI R Bear CBBC Feb 2011 T	2010/10/06	2010/10/07
60888	Credit Suisse AG - HSI R Bear CBBC Nov 2010 D	2010/10/06	2010/10/07
61785	Credit Suisse AG - HSI R Bear CBBC Nov 2010 G	2010/10/06	2010/10/07
62688	Credit Suisse AG - HSI R Bear CBBC Oct 2010 G	2010/10/06	2010/10/07
63334	Deutsche Bank AG - HSI R Bear CBBC Feb 2011 B	2010/10/06	2010/10/07
63438	Deutsche Bank AG - HSI R Bear CBBC Feb 2011 I	2010/10/06	2010/10/07
63017	Deutsche Bank AG - HSI R Bear CBBC Jan 2011 K	2010/10/06	2010/10/07
64475	Deutsche Bank AG - HSI R Bear CBBC Jan 2011 R	2010/10/06	2010/10/07
61555	Goldman Sachs SP (Asia) - HSI R Bear CBBC Oct 2010 B	2010/10/06	2010/10/07
63870	HK Bank - China Life R Bear CBBC Mar 2011 C	2010/10/06	2010/10/07
62449	HK Bank - HSI R Bear CBBC Dec 2010 E	2010/10/06	2010/10/07
64460	J P Morgan SP BV - HSI R Bear CBBC Jan 2011 E	2010/10/06	2010/10/07
64461	J P Morgan SP BV - HSI R Bear CBBC Jan 2011 F	2010/10/06	2010/10/07
63397	J P Morgan SP BV - HSI R Bear CBBC Nov 2010 R	2010/10/06	2010/10/07
63395	J P Morgan SP BV - HSI R Bear CBBC Nov 2010 S	2010/10/06	2010/10/07
63202	KBC Fin Products Int'l Ltd. - HSI R Bear CBBC Dec 2010 L	2010/10/06	2010/10/07
63204	KBC Fin Products Int'l Ltd. - HSI R Bear CBBC Jan 2011 B	2010/10/06	2010/10/07
62754	KBC Fin Products Int'l Ltd. - HSI R Bear CBBC Nov 2010 K	2010/10/06	2010/10/07
64034	Merrill Lynch Int'l & Co. C.V. - HSI R Bear CBBC Dec 2010 F	2010/10/06	2010/10/07
62171	RB of Scotland N.V. - CCHC R Bear CBBC Oct 2010 E	2010/10/06	2010/10/07
64468	RB of Scotland N.V. - HKEx R Bear CBBC Feb 2011 B	2010/10/06	2010/10/07
64178	RB of Scotland N.V. - HSCEI R Bear CBBC Jan 2011 A	2010/10/06	2010/10/07
63433	RB of Scotland N.V. - HSI R Bear CBBC Nov 2010 L	2010/10/06	2010/10/07
63434	RB of Scotland N.V. - HSI R Bear CBBC Nov 2010 M	2010/10/06	2010/10/07
62663	SGA Societe Generale Acceptance N.V. -HSI R Bear CBBC Nov10E	2010/10/06	2010/10/07
62664	SGA Societe Generale Acceptance N.V. -HSI R Bear CBBC Nov10F	2010/10/06	2010/10/07
62665	SGA Societe Generale Acceptance N.V. -HSI R Bear CBBC Nov10G	2010/10/06	2010/10/07
63518	UBS AG - A50 China R Bear CBBC Jan 2011 I	2010/10/06	2010/10/07
63054	UBS AG - CCHC R Bear CBBC Feb 2011 B	2010/10/06	2010/10/07
63840	UBS AG - China Life R Bear CBBC Feb 2011 A	2010/10/06	2010/10/07
64157	UBS AG - HSCEI R Bear CBBC Feb 2011 C	2010/10/06	2010/10/07
64102	UBS AG - HSI R Bear CBBC Apr 2011 D	2010/10/06	2010/10/07
64151	UBS AG - HSI R Bear CBBC Apr 2011 F	2010/10/06	2010/10/07
63422	UBS AG - HSI R Bear CBBC Dec 2010 D	2010/10/06	2010/10/07
62809	UBS AG - HSI R Bear CBBC Feb 2011 E	2010/10/06	2010/10/07
60807	UBS AG - HSI R Bear CBBC Nov 2010 C	2010/10/06	2010/10/07
60789	UBS AG - HSI R Bear CBBC Oct 2010 L	2010/10/06	2010/10/07
61037	UBS AG - HSI R Bear CBBC Oct 2010 N	2010/10/06	2010/10/07
64481	UBS AG - Jiangxi Copper R Bear CBBC Feb 2011 B	2010/10/06	2010/10/07
61802	Deutsche Bank AG - A50 China R Bear CBBC Oct 2010 A	2010/10/08	2010/10/12

## List of expired CBBC, 2010 (continued)

Code	CBBC	Last trading date	Delisted date
61801	Deutsche Bank AG - China Life R Bear CBBC Oct 2010 A	2010/10/08	2010/10/12
64053	RB of Scotland N.V. - A50 China R Bear CBBC Jan 2011 B	2010/10/08	2010/10/11
62200	RB of Scotland N.V. - BYD Company R Bear CBBC Oct 2010 B	2010/10/08	2010/10/12
62330	RB of Scotland N.V. - HKEEx R Bull CBBC Oct 2010 C	2010/10/08	2010/10/12
62393	RB of Scotland N.V. - HKEEx R Bull CBBC Oct 2010 E	2010/10/08	2010/10/12
61368	UBS AG - CC Bank R Bear CBBC Oct 2010 A	2010/10/08	2010/10/12
61577	UBS AG - China Life R Bear CBBC Oct 2010 D	2010/10/08	2010/10/12
61726	UBS AG - China Life R Bear CBBC Oct 2010 F	2010/10/08	2010/10/12
64088	UBS AG - China Mobile R Bear CBBC Jan 2011 C	2010/10/08	2010/10/11
64493	UBS AG - China Shenhua R Bear CBBC Feb 2011 A	2010/10/08	2010/10/11
64143	UBS AG - HKEEx R Bear CBBC Feb 2011 D	2010/10/08	2010/10/11
64258	UBS AG - Hutchison R Bear CBBC Jan 2011 D	2010/10/08	2010/10/11
61865	UBS AG - Sinopec Corp R Bull CBBC Oct 2010 B	2010/10/08	2010/10/12
64512	BNP Paribas Arbit Issu B.V. - HSI R Bear CBBC Aug 2011 F	2010/10/11	2010/10/12
64486	BNP Paribas Arbit Issu B.V. - HSI R Bear CBBC Jun 2011 H	2010/10/11	2010/10/12
61481	BNP Paribas Arbit Issu B.V. - HSI R Bear CBBC Oct 2010 C	2010/10/11	2010/10/12
63349	Credit Suisse AG - A50 China R Bear CBBC Dec 2010 A	2010/10/11	2010/10/12
64214	Credit Suisse AG - HSI R Bear CBBC Feb 2011 H	2010/10/11	2010/10/12
64212	Credit Suisse AG - HSI R Bear CBBC Jan 2011 C	2010/10/11	2010/10/12
63374	Credit Suisse AG - HSI R Bear CBBC Jan 2011 F	2010/10/11	2010/10/12
60887	Credit Suisse AG - HSI R Bear CBBC Nov 2010 C	2010/10/11	2010/10/12
61461	Credit Suisse AG - HSI R Bear CBBC Oct 2010 D	2010/10/11	2010/10/12
62689	Credit Suisse AG - HSI R Bear CBBC Oct 2010 J	2010/10/11	2010/10/12
64268	Credit Suisse AG - TCH R Bear CBBC Jan 2011 C	2010/10/11	2010/10/12
64349	Deutsche Bank AG - A50 China R Bear CBBC Feb 2011 A	2010/10/11	2010/10/12
61409	Deutsche Bank AG - HSI R Bear CBBC Dec 2010 A	2010/10/11	2010/10/12
64499	Deutsche Bank AG - HSI R Bear CBBC Feb 2011 L	2010/10/11	2010/10/12
64505	Deutsche Bank AG - HSI R Bear CBBC Feb 2011 M	2010/10/11	2010/10/12
64055	Deutsche Bank AG - HSI R Bear CBBC Jan 2011 H	2010/10/11	2010/10/12
64052	Deutsche Bank AG - HSI R Bear CBBC Jan 2011 U	2010/10/11	2010/10/12
61406	Deutsche Bank AG - HSI R Bear CBBC Oct 2010 I	2010/10/11	2010/10/12
64542	Goldman Sachs SP (Asia) - HSI R Bear CBBC Apr 2011 H	2010/10/11	2010/10/12
64543	Goldman Sachs SP (Asia) - HSI R Bear CBBC Apr 2011 I	2010/10/11	2010/10/12
63506	HK Bank - A50 R Bear CBBC Feb 2011 B	2010/10/11	2010/10/12
62736	HK Bank - HSI R Bear CBBC Dec 2010 I	2010/10/11	2010/10/12
63995	J P Morgan SP BV - HSI R Bear CBBC Jan 2011 B	2010/10/11	2010/10/12
63538	J P Morgan SP BV - HSI R Bear CBBC Nov 2010 T	2010/10/11	2010/10/12
63537	J P Morgan SP BV - HSI R Bear CBBC Nov 2010 U	2010/10/11	2010/10/12
62044	KBC Fin Products Int'l Ltd. - A50 China R Bear CBBC Oct 10B	2010/10/11	2010/10/12
63466	KBC Fin Products Int'l Ltd. - HSI R Bear CBBC Feb 2011 A	2010/10/11	2010/10/12
64247	KBC Fin Products Int'l Ltd. - HSI R Bear CBBC Feb 2011 K	2010/10/11	2010/10/12
64498	KBC Fin Products Int'l Ltd. - HSI R Bear CBBC Feb 2011 M	2010/10/11	2010/10/12
63406	KBC Fin Products Int'l Ltd. - HSI R Bear CBBC Jan 2011 C	2010/10/11	2010/10/12
63465	KBC Fin Products Int'l Ltd. - HSI R Bear CBBC Jan 2011 D	2010/10/11	2010/10/12
64276	Macquarie Bank Ltd. - HSI R Bear CBBC Jan 2011 B	2010/10/11	2010/10/12
64031	Merrill Lynch Int'l & Co. C.V. - HSI R Bear CBBC Jan 2011 A	2010/10/11	2010/10/12
63579	RB of Scotland N.V. - DJIA R Bear CBBC Dec 2010 G	2010/10/11	2010/10/12
64185	RB of Scotland N.V. - HSI R Bear CBBC Jan 2011 A	2010/10/11	2010/10/12
63930	SGA Societe Generale Acceptance N.V. -A50 R Bear CBBC Jan11C	2010/10/11	2010/10/12
63931	SGA Societe Generale Acceptance N.V. -A50 R Bear CBBC Jan11D	2010/10/11	2010/10/12
63527	SGA Societe Generale Acceptance N.V. -HSI R Bear CBBC Jan11A	2010/10/11	2010/10/12
63528	SGA Societe Generale Acceptance N.V. -HSI R Bear CBBC Jan11B	2010/10/11	2010/10/12
63529	SGA Societe Generale Acceptance N.V. -HSI R Bear CBBC Jan11C	2010/10/11	2010/10/12
62952	UBS AG - A50 China R Bear CBBC Jan 2011 B	2010/10/11	2010/10/12
64370	UBS AG - HKEEx R Bear CBBC Mar 2011 A	2010/10/11	2010/10/12
64154	UBS AG - HSCEI R Bear CBBC Mar 2011 A	2010/10/11	2010/10/12
60808	UBS AG - HSI R Bear CBBC Dec 2010 A	2010/10/11	2010/10/12
62739	UBS AG - HSI R Bear CBBC Jan 2011 K	2010/10/11	2010/10/12
64497	UBS AG - HSI R Bear CBBC Jan 2011 N	2010/10/11	2010/10/12
64101	UBS AG - HSI R Bear CBBC Mar 2011 L	2010/10/11	2010/10/12
61417	UBS AG - HSI R Bear CBBC Nov 2010 I	2010/10/11	2010/10/12
64458	Credit Suisse AG - TCH R Bear CBBC Jan 2011 F	2010/10/12	2010/10/13
64578	Deutsche Bank AG - HSI R Bear CBBC Jan 2011 I	2010/10/12	2010/10/13
64571	UBS AG - HSI R Bear CBBC Jan 2011 W	2010/10/12	2010/10/13
62776	UBS AG - Petrochina R Bear CBBC Jan 2011 B	2010/10/12	2010/10/13
64399	UBS AG - TCH R Bear CBBC Feb 2011 B	2010/10/12	2010/10/13
64361	BNP Paribas Arbit Issu B.V. - HSI R Bear CBBC Jun 2011 F	2010/10/13	2010/10/14
64614	CC Rabobank B.A. - HSI R Bear CBBC Apr 2011 C	2010/10/13	2010/10/14
64215	Credit Suisse AG - HSI R Bear CBBC Feb 2011 I	2010/10/13	2010/10/14
64625	Credit Suisse AG - HSI R Bear CBBC Feb 2011 X	2010/10/13	2010/10/14
64624	Credit Suisse AG - HSI R Bear CBBC Jan 2011 T	2010/10/13	2010/10/14
63516	Deutsche Bank AG - HSCEI R Bear CBBC Dec 2010 D	2010/10/13	2010/10/14
63335	Deutsche Bank AG - HSI R Bear CBBC Feb 2011 C	2010/10/13	2010/10/14
64653	Deutsche Bank AG - HSI R Bear CBBC Jan 2011 V	2010/10/13	2010/10/14
61407	Deutsche Bank AG - HSI R Bear CBBC Nov 2010 A	2010/10/13	2010/10/14
64604	HK Bank - A50 R Bear CBBC Mar 2011 B	2010/10/13	2010/10/14
64307	HK Bank - CC Bank R Bear CBBC Mar 2011 A	2010/10/13	2010/10/14
64562	HK Bank - HSI R Bear CBBC Mar 2011 E	2010/10/13	2010/10/14
64308	HK Bank - Sinopec Corp R Bear CBBC Mar 2011 B	2010/10/13	2010/10/14
62054	HK Bank - Sinopec Corp R Bear CBBC Oct 2010 C	2010/10/13	2010/10/14
62750	KBC Fin Products Int'l Ltd. - A50 China R Bear CBBC Nov 10C	2010/10/13	2010/10/14
64675	KBC Fin Products Int'l Ltd. - HSI R Bear CBBC Feb 2011 R	2010/10/13	2010/10/14
64275	KBC Fin Products Int'l Ltd. - HSI R Bear CBBC Mar 2011 C	2010/10/13	2010/10/14
64179	RB of Scotland N.V. - HSCEI R Bear CBBC Jan 2011 B	2010/10/13	2010/10/14
64324	RB of Scotland N.V. - HSI R Bear CBBC Dec 2010 K	2010/10/13	2010/10/14
64329	SGA Societe Generale Acceptance N.V. -HSI R Bear CBBC Feb11L	2010/10/13	2010/10/14
64587	SGA Societe Generale Acceptance N.V. -HSI R Bear CBBC Jan11Q	2010/10/13	2010/10/14

## List of expired CBBC, 2010 (continued)

Code	CBBC	Last trading date	Delisted date
64628	SGA Societe Generale Acceptance N.V. -HSI R Bear CBBC Jan11T	2010/10/13	2010/10/14
64629	SGA Societe Generale Acceptance N.V. -HSI R Bear CBBC Jan11U	2010/10/13	2010/10/14
64585	SGA Societe Generale Acceptance NV -HSCEI R Bear CBBC Feb11C	2010/10/13	2010/10/14
64156	UBS AG - HSCEI R Bear CBBC Mar 2011 B	2010/10/13	2010/10/14
61607	UBS AG - HSCEI R Bear CBBC Oct 2010 C	2010/10/13	2010/10/14
64607	UBS AG - HSI R Bear CBBC Feb 2011 S	2010/10/13	2010/10/14
64606	UBS AG - HSI R Bear CBBC Jan 2011 H	2010/10/13	2010/10/14
64202	UBS AG - HSI R Bear CBBC Mar 2011 O	2010/10/13	2010/10/14
61467	UBS AG - HSI R Bear CBBC Oct 2010 T	2010/10/13	2010/10/14
64494	UBS AG - Ping An R Bear CBBC Feb 2011 A	2010/10/13	2010/10/14
64492	UBS AG - Sinopec Corp R Bear CBBC Feb 2011 A	2010/10/13	2010/10/14
64662	UBS AG - TCH R Bear CBBC Feb 2011 D	2010/10/13	2010/10/14
64373	BNP Paribas Arbit Issu B.V. - HSI R Bear CBBC Aug 2011 A	2010/10/14	2010/10/15
64363	BNP Paribas Arbit Issu B.V. - HSI R Bear CBBC Jul 2011 A	2010/10/14	2010/10/15
64487	BNP Paribas Arbit Issu B.V. - HSI R Bear CBBC Jul 2011 D	2010/10/14	2010/10/15
64699	BNP Paribas Arbit Issu B.V. - HSI R Bear CBBC Jul 2011 F	2010/10/14	2010/10/15
64301	BOCI Asia Ltd. - HSI R Bear CBBC Dec 2010 C	2010/10/14	2010/10/15
64615	CC Rabobank B.A. - HSI R Bear CBBC Apr 2011 D	2010/10/14	2010/10/15
63350	Credit Suisse AG - A50 China R Bear CBBC Jan 2011 F	2010/10/14	2010/10/15
64087	Credit Suisse AG - China Mobile R Bear CBBC Jan 2011 C	2010/10/14	2010/10/15
64452	Credit Suisse AG - HKEx R Bear CBBC Jan 2011 F	2010/10/14	2010/10/15
63736	Credit Suisse AG - HSBC R Bear CBBC Dec 2010 D	2010/10/14	2010/10/15
62691	Credit Suisse AG - HSI R Bear CBBC Dec 2010 N	2010/10/14	2010/10/15
64216	Credit Suisse AG - HSI R Bear CBBC Feb 2011 J	2010/10/14	2010/10/15
64641	Credit Suisse AG - HSI R Bear CBBC Feb 2011 Y	2010/10/14	2010/10/15
64696	Credit Suisse AG - HSI R Bear CBBC Jan 2011 E	2010/10/14	2010/10/15
63574	Credit Suisse AG - HSI R Bear CBBC Jan 2011 K	2010/10/14	2010/10/15
64213	Credit Suisse AG - HSI R Bear CBBC Jan 2011 Q	2010/10/14	2010/10/15
61402	Credit Suisse AG - HSI R Bear CBBC Oct 2010 C	2010/10/14	2010/10/15
64345	Deutsche Bank AG - China Life R Bear CBBC Mar 2011 E	2010/10/14	2010/10/15
61410	Deutsche Bank AG - HSI R Bear CBBC Dec 2010 B	2010/10/14	2010/10/15
63439	Deutsche Bank AG - HSI R Bear CBBC Feb 2011 J	2010/10/14	2010/10/15
64056	Deutsche Bank AG - HSI R Bear CBBC Jan 2011 G	2010/10/14	2010/10/15
63526	Deutsche Bank AG - HSI R Bear CBBC Mar 2011 J	2010/10/14	2010/10/15
64490	Deutsche Bank AG - HSI R Bear CBBC Mar 2011 M	2010/10/14	2010/10/15
61408	Deutsche Bank AG - HSI R Bear CBBC Nov 2010 B	2010/10/14	2010/10/15
64544	Goldman Sachs SP (Asia) - HSI R Bear CBBC Apr 2011 J	2010/10/14	2010/10/15
64605	HK Bank - A50 R Bear CBBC Mar 2011 C	2010/10/14	2010/10/15
62737	HK Bank - HSI R Bear CBBC Dec 2010 J	2010/10/14	2010/10/15
64563	HK Bank - HSI R Bear CBBC Mar 2011 F	2010/10/14	2010/10/15
62310	HK Bank - ICBC R Bear CBBC Dec 2010 A	2010/10/14	2010/10/15
64600	HK Bank - TCH R Bear CBBC Apr 2011 A	2010/10/14	2010/10/15
63539	J P Morgan SP BV - HSI R Bear CBBC Dec 2010 A	2010/10/14	2010/10/15
63540	J P Morgan SP BV - HSI R Bear CBBC Dec 2010 B	2010/10/14	2010/10/15
64462	J P Morgan SP BV - HSI R Bear CBBC Jan 2011 G	2010/10/14	2010/10/15
64613	J P Morgan SP BV - HSI R Bear CBBC Jan 2011 K	2010/10/14	2010/10/15
63467	KBC Fin Products Int'l Ltd. - HSI R Bear CBBC Feb 2011 B	2010/10/14	2010/10/15
63468	KBC Fin Products Int'l Ltd. - HSI R Bear CBBC Feb 2011 C	2010/10/14	2010/10/15
64676	KBC Fin Products Int'l Ltd. - HSI R Bear CBBC Feb 2011 S	2010/10/14	2010/10/15
64695	KBC Fin Products Int'l Ltd. - HSI R Bear CBBC Feb 2011 W	2010/10/14	2010/10/15
63470	KBC Fin Products Int'l Ltd. - HSI R Bear CBBC Mar 2011 A	2010/10/14	2010/10/15
61212	KBC Fin Products Int'l Ltd. - SHK Ppt R Bear CBBC Oct 2010 A	2010/10/14	2010/10/18
64389	Macquarie Bank Ltd. - HSI R Bear CBBC Feb 2011 B	2010/10/14	2010/10/15
64032	Merrill Lynch Int'l & Co. C.V. - HSI R Bear CBBC Jan 2011 B	2010/10/14	2010/10/15
63493	RB of Scotland N.V. - CC Bank R Bear CBBC Dec 2010 C	2010/10/14	2010/10/15
63580	RB of Scotland N.V. - DJIA R Bear CBBC Dec 2010 H	2010/10/14	2010/10/15
61895	RB of Scotland N.V. - HSBC R Bear CBBC Oct 2010 D	2010/10/14	2010/10/18
61892	RB of Scotland N.V. - HSBC R Bull CBBC Oct 2010 A	2010/10/14	2010/10/18
64326	RB of Scotland N.V. - HSI R Bear CBBC Dec 2010 L	2010/10/14	2010/10/15
64469	RB of Scotland N.V. - HSI R Bear CBBC Jan 2011 C	2010/10/14	2010/10/15
63298	RB of Scotland N.V. - NASDAQ100 Index R Bear CBBC Dec 2010 D	2010/10/14	2010/10/15
64591	SGA Societe Generale Acceptance N.V. -A50 R Bear CBBC Feb11C	2010/10/14	2010/10/15
64330	SGA Societe Generale Acceptance N.V. -HSI R Bear CBBC Feb11M	2010/10/14	2010/10/15
64331	SGA Societe Generale Acceptance N.V. -HSI R Bear CBBC Feb11N	2010/10/14	2010/10/15
64332	SGA Societe Generale Acceptance N.V. -HSI R Bear CBBC Feb11O	2010/10/14	2010/10/15
64333	SGA Societe Generale Acceptance N.V. -HSI R Bear CBBC Feb11P	2010/10/14	2010/10/15
64586	SGA Societe Generale Acceptance NV -HSCEI R Bear CBBC Feb11D	2010/10/14	2010/10/15
63091	UBS AG - A50 China R Bear CBBC Jan 2011 D	2010/10/14	2010/10/15
63636	UBS AG - China Life R Bear CBBC Dec 2010 G	2010/10/14	2010/10/15
63137	UBS AG - CPIC R Bear CBBC Dec 2010 C	2010/10/14	2010/10/15
64522	UBS AG - HKEx R Bear CBBC Feb 2011 G	2010/10/14	2010/10/15
64569	UBS AG - HKEx R Bear CBBC Feb 2011 H	2010/10/14	2010/10/15
61833	UBS AG - HSBC R Bear CBBC Oct 2010 A	2010/10/14	2010/10/15
61608	UBS AG - HSCEI R Bear CBBC Nov 2010 A	2010/10/14	2010/10/15
64152	UBS AG - HSI R Bear CBBC Apr 2011 G	2010/10/14	2010/10/15
64285	UBS AG - HSI R Bear CBBC Apr 2011 H	2010/10/14	2010/10/15
62742	UBS AG - HSI R Bear CBBC Dec 2010 G	2010/10/14	2010/10/15
64716	UBS AG - HSI R Bear CBBC Feb 2011 C	2010/10/14	2010/10/15
63450	UBS AG - HSI R Bear CBBC Jan 2011 Z	2010/10/14	2010/10/15
64150	UBS AG - HSI R Bear CBBC Mar 2011 M	2010/10/14	2010/10/15
64284	UBS AG - HSI R Bear CBBC Mar 2011 P	2010/10/14	2010/10/15
61111	UBS AG - HSI R Bear CBBC Oct 2010 P	2010/10/14	2010/10/15
61468	UBS AG - HSI R Bear CBBC Oct 2010 U	2010/10/14	2010/10/15
64741	Credit Suisse AG - A50 China R Bear CBBC Feb 2011 B	2010/10/15	2010/10/18
61783	Credit Suisse AG - A50 China R Bear CBBC Oct 2010 A	2010/10/15	2010/10/18
64646	Credit Suisse AG - HKEx R Bear CBBC Feb 2011 C	2010/10/15	2010/10/18
64186	Deutsche Bank AG - HSCEI R Bear CBBC Jan 2011 C	2010/10/15	2010/10/18



## List of expired CBBC, 2010 (continued)

Code	CBBC	Last trading date	Delisted date
64761	Deutsche Bank AG - HSI R Bear CBBC Jan 2011 D	2010/10/15	2010/10/18
62040	KBC Fin Products Int'l Ltd. - A50 China R Bull CBBC Oct 10A	2010/10/15	2010/10/19
61531	KBC Fin Products Int'l Ltd. - Ch Life R Bear CBBC Oct 2010 A	2010/10/15	2010/10/19
61883	RB of Scotland N.V. - CCHC R Bear CBBC Oct 2010 B	2010/10/15	2010/10/19
62172	RB of Scotland N.V. - CCHC R Bear CBBC Oct 2010 F	2010/10/15	2010/10/19
62166	RB of Scotland N.V. - CCHC R Bull CBBC Oct 2010 C	2010/10/15	2010/10/19
62331	RB of Scotland N.V. - China Shenhua R Bull CBBC Oct 2010 A	2010/10/15	2010/10/19
62332	RB of Scotland N.V. - China Shenhua R Bull CBBC Oct 2010 B	2010/10/15	2010/10/19
62569	RB of Scotland N.V. - TCH R Bull CBBC Oct 2010 J	2010/10/15	2010/10/19
63358	UBS AG - A50 China R Bear CBBC Feb 2011 A	2010/10/15	2010/10/18
61367	UBS AG - BOCL R Bear CBBC Oct 2010 A	2010/10/15	2010/10/19
61346	UBS AG - China Life R Bear CBBC Oct 2010 A	2010/10/15	2010/10/19
61347	UBS AG - China Life R Bear CBBC Oct 2010 B	2010/10/15	2010/10/19
61584	UBS AG - China Life R Bear CBBC Oct 2010 E	2010/10/15	2010/10/19
64661	UBS AG - HKEx R Bear CBBC Feb 2011 K	2010/10/15	2010/10/18
62263	UBS AG - ICBC R Bear CBBC Nov 2010 B	2010/10/15	2010/10/18
64767	Credit Suisse AG - HSI R Bear CBBC Jan 2011 F	2010/10/18	2010/10/19
64776	Deutsche Bank AG - HSI R Bear CBBC Jan 2011 X	2010/10/18	2010/10/19
64775	Deutsche Bank AG - HSI R Bear CBBC Jan 2011 Z	2010/10/18	2010/10/19
64773	KBC Fin Products Int'l Ltd. - HSI R Bear CBBC Feb 2011 Y	2010/10/18	2010/10/19
64781	SGA Societe Generale Acceptance N.V. -HSI R Bear CBBC Jan11Z	2010/10/18	2010/10/19
64770	UBS AG - HSI R Bear CBBC Jan 2011 N	2010/10/18	2010/10/19
64842	Credit Suisse AG - HSI R Bear CBBC Jan 2011 C	2010/10/19	2010/10/20
64711	Credit Suisse AG - Hutchison R Bear CBBC Jan 2011 B	2010/10/19	2010/10/20
64851	UBS AG - HSI R Bear CBBC Feb 2011 E	2010/10/19	2010/10/20
64863	Credit Suisse AG - CK(H) R Bear CBBC Jan 2011 A	2010/10/20	2010/10/21
64868	Credit Suisse AG - HSI R Bear CBBC Jan 2011 T	2010/10/20	2010/10/21
64878	Credit Suisse AG - HSI R Bull CBBC Mar 2011 J	2010/10/20	2010/10/21
64866	Credit Suisse AG - SHK Ppt R Bear CBBC Jan 2011 A	2010/10/20	2010/10/21
64877	Credit Suisse AG - TCH R Bull CBBC Mar 2011 A	2010/10/20	2010/10/21
64576	Deutsche Bank AG - China Life R Bear CBBC Mar 2011 G	2010/10/20	2010/10/21
64869	Deutsche Bank AG - HSI R Bear CBBC Feb 2011 Y	2010/10/20	2010/10/21
64883	KBC Fin Products Int'l Ltd. - HSI R Bull CBBC Feb 2011 G	2010/10/20	2010/10/21
63154	RB of Scotland N.V. - CPIC R Bear CBBC Dec 2010 B	2010/10/20	2010/10/21
64855	SGA Societe Generale Acceptance N.V. -HSI R Bear CBBC Jan11I	2010/10/20	2010/10/21
64826	UBS AG - China Life R Bear CBBC Feb 2011 H	2010/10/20	2010/10/21
62833	UBS AG - China Life R Bear CBBC Nov 2010 F	2010/10/20	2010/10/21
64876	UBS AG - HSI R Bear CBBC Jan 2011 H	2010/10/20	2010/10/21
62968	UBS AG - HSI R Bull CBBC Feb 2011 H	2010/10/20	2010/10/21
63843	UBS AG - HSI R Bull CBBC Feb 2011 P	2010/10/20	2010/10/21
63883	UBS AG - HSI R Bull CBBC Feb 2011 R	2010/10/20	2010/10/21
64887	UBS AG - HSI R Bull CBBC Feb 2011 S	2010/10/20	2010/10/21
63842	UBS AG - HSI R Bull CBBC Jan 2011 Q	2010/10/20	2010/10/21
64097	UBS AG - HSI R Bull CBBC Jan 2011 S	2010/10/20	2010/10/21
63877	UBS AG - HSI R Bull CBBC Jan 2011 V	2010/10/20	2010/10/21
63878	UBS AG - HSI R Bull CBBC Mar 2011 E	2010/10/20	2010/10/21
63884	UBS AG - HSI R Bull CBBC Mar 2011 F	2010/10/20	2010/10/21
64483	UBS AG - Hutchison R Bear CBBC Feb 2011 B	2010/10/20	2010/10/21
64934	Credit Suisse AG - A50 China R Bull CBBC Feb 2011 G	2010/10/21	2010/10/22
64933	Credit Suisse AG - HKEx R Bull CBBC Feb 2011 H	2010/10/21	2010/10/22
64915	Credit Suisse AG - HSI R Bear CBBC Jan 2011 Q	2010/10/21	2010/10/22
64930	Credit Suisse AG - HSI R Bull CBBC Mar 2011 O	2010/10/21	2010/10/22
64844	Credit Suisse AG - TCH R Bear CBBC Feb 2011 D	2010/10/21	2010/10/22
64913	Deutsche Bank AG - HSI R Bear CBBC Feb 2011 F	2010/10/21	2010/10/22
64914	Deutsche Bank AG - HSI R Bear CBBC Mar 2011 S	2010/10/21	2010/10/22
64972	Deutsche Bank AG - HSI R Bull CBBC Mar 2011 T	2010/10/21	2010/10/22
64973	Deutsche Bank AG - HSI R Bull CBBC Mar 2011 U	2010/10/21	2010/10/22
61973	HK Bank - A50 R Bull CBBC Oct 2010 B	2010/10/21	2010/10/25
61974	HK Bank - A50 R Bull CBBC Oct 2010 C	2010/10/21	2010/10/25
61780	HK Bank - BYD Company R Bear CBBC Oct 2010 B	2010/10/21	2010/10/25
64950	J P Morgan SP BV - HSI R Bull CBBC Feb 2011 C	2010/10/21	2010/10/22
64951	J P Morgan SP BV - HSI R Bull CBBC Feb 2011 D	2010/10/21	2010/10/22
64955	J P Morgan SP BV - HSI R Bull CBBC Feb 2011 E	2010/10/21	2010/10/22
64969	KBC Fin Products Int'l Ltd. - HSI R Bull CBBC Feb 2011 K	2010/10/21	2010/10/22
64968	KBC Fin Products Int'l Ltd. - HSI R Bull CBBC Jan 2011 F	2010/10/21	2010/10/22
64292	UBS AG - Cheung Kong R Bear CBBC Feb 2011 B	2010/10/21	2010/10/22
64987	UBS AG - China Mobile R Bull CBBC Feb 2011 B	2010/10/21	2010/10/22
63312	UBS AG - CPIC R Bear CBBC Dec 2010 E	2010/10/21	2010/10/22
64912	UBS AG - HSI R Bear CBBC Feb 2011 C	2010/10/21	2010/10/22
64991	UBS AG - HSI R Bull CBBC Jan 2011 Z	2010/10/21	2010/10/22
64993	UBS AG - HSI R Bull CBBC Mar 2011 K	2010/10/21	2010/10/22
61900	Credit Suisse AG - A50 China R Bull CBBC Oct 2010 B	2010/10/22	2010/10/26
62372	Credit Suisse AG - China Mobile R Bull CBBC Oct 2010 B	2010/10/22	2010/10/26
65033	Credit Suisse AG - HKEx R Bull CBBC Mar 2011 C	2010/10/22	2010/10/25
61400	Credit Suisse AG - HSBC R Bear CBBC Oct 2010 A	2010/10/22	2010/10/26
62374	Credit Suisse AG - HSBC R Bull CBBC Oct 2010 B	2010/10/22	2010/10/26
65018	Credit Suisse AG - HSI R Bull CBBC Mar 2011 Q	2010/10/22	2010/10/25
62523	Credit Suisse AG - TCH R Bull CBBC Oct 2010 A	2010/10/22	2010/10/26
63786	Deutsche Bank AG - DJIA R Bear CBBC Dec 2010 D	2010/10/22	2010/10/25
65031	Deutsche Bank AG - HSI R Bull CBBC Apr 2011 K	2010/10/22	2010/10/25
65060	Deutsche Bank AG - HSI R Bull CBBC Apr 2011 L	2010/10/22	2010/10/25
65030	Deutsche Bank AG - HSI R Bull CBBC Feb 2011 H	2010/10/22	2010/10/25
65062	Deutsche Bank AG - HSI R Bull CBBC May 2011 I	2010/10/22	2010/10/25
65034	Goldman Sachs SP (Asia) - HSI R Bull CBBC Apr 2011 V	2010/10/22	2010/10/25
65035	Goldman Sachs SP (Asia) - HSI R Bull CBBC Apr 2011 W	2010/10/22	2010/10/25
65016	HK Bank - HSI R Bull CBBC Jun 2011 B	2010/10/22	2010/10/25
65043	RB of Scotland N.V. - HSCEI R Bear CBBC Jan 2011 D	2010/10/22	2010/10/25

## List of expired CBBC, 2010 (continued)

Code	CBBC	Last trading date	Delisted date
65009	SGA Societe Generale Acceptance N.V. -HSI R Bull CBBC Jan11C	2010/10/22	2010/10/25
65007	SGA Societe Generale Acceptance N.V. -HSI R Bull CBBC Jan11D	2010/10/22	2010/10/25
65006	SGA Societe Generale Acceptance N.V. -HSI R Bull CBBC Jan11E	2010/10/22	2010/10/25
65008	SGA Societe Generale Acceptance N.V. -HSI R Bull CBBC Jan11H	2010/10/22	2010/10/25
65047	UBS AG - A50 China R Bull CBBC Feb 2011 G	2010/10/22	2010/10/25
61541	UBS AG - China Life R Bear CBBC Oct 2010 C	2010/10/22	2010/10/26
65045	UBS AG - HKEx R Bull CBBC Feb 2011 N	2010/10/22	2010/10/25
65049	UBS AG - HSI R Bull CBBC Mar 2011 O	2010/10/22	2010/10/25
65081	Credit Suisse AG - HSI R Bear CBBC Feb 2011 J	2010/10/25	2010/10/26
65068	Credit Suisse AG - HSI R Bull CBBC Apr 2011 J	2010/10/25	2010/10/26
65074	Deutsche Bank AG - HSI R Bear CBBC Feb 2011 A	2010/10/25	2010/10/26
65073	Deutsche Bank AG - HSI R Bear CBBC Jan 2011 I	2010/10/25	2010/10/26
65085	KBC Fin Products Int'l Ltd. - HSI R Bear CBBC Jan 2011 H	2010/10/25	2010/10/26
65070	SGA Societe Generale Acceptance N.V. -HSI R Bear CBBC Jan11A	2010/10/25	2010/10/26
65069	SGA Societe Generale Acceptance N.V. -HSI R Bear CBBC Jan11B	2010/10/25	2010/10/26
65080	UBS AG - HSI R Bear CBBC Mar 2011 P	2010/10/25	2010/10/26
65056	UBS AG - HSI R Bull CBBC Jan 2011 N	2010/10/25	2010/10/26
65089	Credit Suisse AG - HSI R Bear CBBC Jan 2011 F	2010/10/26	2010/10/27
65086	Goldman Sachs SP (Asia) - HSI R Bear CBBC Apr 2011 Y	2010/10/26	2010/10/27
65087	J P Morgan SP BV - HSI R Bear CBBC Feb 2011 N	2010/10/26	2010/10/27
65088	J P Morgan SP BV - HSI R Bear CBBC Feb 2011 O	2010/10/26	2010/10/27
64860	SGA Societe Generale Acceptance N.V. -A50 R Bear CBBC Mar11B	2010/10/26	2010/10/27
62849	SGA Societe Generale Acceptance N.V. -A50 R Bull CBBC Oct10A	2010/10/26	2010/10/28
62848	SGA Societe Generale Acceptance N.V. -HSBC R Bull CBBC Oct10A	2010/10/26	2010/10/28
64752	UBS AG - BYD Company R Bull CBBC Feb 2011 B	2010/10/26	2010/10/27
65096	UBS AG - HSI R Bear CBBC Feb 2011 E	2010/10/26	2010/10/27
62173	Barclays Bank plc - HSI R Bull CBBC Oct 2010 A	2010/10/27	2010/10/29
64899	BNP Paribas Arbit Issu B.V. - HSI R Bull CBBC Aug 2011 I	2010/10/27	2010/10/28
64778	CC Rabobank B.A. - HSI R Bull CBBC Apr 2011 G	2010/10/27	2010/10/28
62241	CC Rabobank B.A. - HSI R Bull CBBC Oct 2010 L	2010/10/27	2010/10/29
62242	CC Rabobank B.A. - HSI R Bull CBBC Oct 2010 M	2010/10/27	2010/10/29
64932	Credit Suisse AG - HSI R Bull CBBC Apr 2011 F	2010/10/27	2010/10/28
65091	Credit Suisse AG - HSI R Bull CBBC Apr 2011 K	2010/10/27	2010/10/28
64794	Credit Suisse AG - HSI R Bull CBBC Mar 2011 F	2010/10/27	2010/10/28
65109	Credit Suisse AG - HSI R Bull CBBC Mar 2011 R	2010/10/27	2010/10/28
61903	Credit Suisse AG - HSI R Bull CBBC Oct 2010 K	2010/10/27	2010/10/29
61962	Credit Suisse AG - HSI R Bull CBBC Oct 2010 M	2010/10/27	2010/10/29
62238	Credit Suisse AG - HSI R Bull CBBC Oct 2010 O	2010/10/27	2010/10/29
62365	Credit Suisse AG - HSI R Bull CBBC Oct 2010 Q	2010/10/27	2010/10/29
62389	Credit Suisse AG - HSI R Bull CBBC Oct 2010 T	2010/10/27	2010/10/29
62420	Credit Suisse AG - HSI R Bull CBBC Oct 2010 U	2010/10/27	2010/10/29
62492	Credit Suisse AG - HSI R Bull CBBC Oct 2010 W	2010/10/27	2010/10/29
64974	Deutsche Bank AG - HSI R Bull CBBC Apr 2011 G	2010/10/27	2010/10/28
64975	Deutsche Bank AG - HSI R Bull CBBC Apr 2011 H	2010/10/27	2010/10/28
64944	Deutsche Bank AG - HSI R Bull CBBC Jan 2011 K	2010/10/27	2010/10/28
64897	Deutsche Bank AG - HSI R Bull CBBC Jan 2011 S	2010/10/27	2010/10/28
64787	Deutsche Bank AG - HSI R Bull CBBC Mar 2011 R	2010/10/27	2010/10/28
65061	Deutsche Bank AG - HSI R Bull CBBC May 2011 H	2010/10/27	2010/10/28
62490	Deutsche Bank AG - HSI R Bull CBBC Oct 2010 B	2010/10/27	2010/10/29
62446	Deutsche Bank AG - HSI R Bull CBBC Oct 2010 C	2010/10/27	2010/10/29
62328	Deutsche Bank AG - HSI R Bull CBBC Oct 2010 R	2010/10/27	2010/10/29
62381	Deutsche Bank AG - HSI R Bull CBBC Oct 2010 S	2010/10/27	2010/10/29
62864	Deutsche Bank AG - HSI R Bull CBBC Oct 2010 X	2010/10/27	2010/10/29
62380	Deutsche Bank AG - HSI R Bull CBBC Oct 2010 Z	2010/10/27	2010/10/29
61556	Goldman Sachs SP (Asia) - HSI R Bear CBBC Oct 2010 C	2010/10/27	2010/10/29
64926	Goldman Sachs SP (Asia) - HSI R Bull CBBC Apr 2011 U	2010/10/27	2010/10/28
68989	HK Bank - HSI R Bear CBBC Oct 2010 A	2010/10/27	2010/10/29
64905	HK Bank - HSI R Bull CBBC Mar 2011 H	2010/10/27	2010/10/28
61804	HK Bank - HSI R Bull CBBC Oct 2010 E	2010/10/27	2010/10/29
64825	J P Morgan SP BV - HSI R Bull CBBC Feb 2011 A	2010/10/27	2010/10/28
64949	J P Morgan SP BV - HSI R Bull CBBC Feb 2011 B	2010/10/27	2010/10/28
62399	J P Morgan SP BV - HSI R Bull CBBC Oct 2010 A	2010/10/27	2010/10/29
62400	J P Morgan SP BV - HSI R Bull CBBC Oct 2010 B	2010/10/27	2010/10/29
62534	J P Morgan SP BV - HSI R Bull CBBC Oct 2010 E	2010/10/27	2010/10/29
62535	J P Morgan SP BV - HSI R Bull CBBC Oct 2010 F	2010/10/27	2010/10/29
62536	J P Morgan SP BV - HSI R Bull CBBC Oct 2010 G	2010/10/27	2010/10/29
67315	KBC Fin Products Int'l Ltd. - HSI R Bear CBBC Oct 2010 A	2010/10/27	2010/10/29
67316	KBC Fin Products Int'l Ltd. - HSI R Bear CBBC Oct 2010 B	2010/10/27	2010/10/29
67317	KBC Fin Products Int'l Ltd. - HSI R Bear CBBC Oct 2010 C	2010/10/27	2010/10/29
61508	KBC Fin Products Int'l Ltd. - HSI R Bear CBBC Oct 2010 D	2010/10/27	2010/10/29
61509	KBC Fin Products Int'l Ltd. - HSI R Bear CBBC Oct 2010 E	2010/10/27	2010/10/29
64813	KBC Fin Products Int'l Ltd. - HSI R Bull CBBC Feb 2011 Z	2010/10/27	2010/10/28
64885	KBC Fin Products Int'l Ltd. - HSI R Bull CBBC Mar 2011 K	2010/10/27	2010/10/28
62483	KBC Fin Products Int'l Ltd. - HSI R Bull CBBC Oct 2010 I	2010/10/27	2010/10/29
61836	KBC Fin Products Int'l Ltd. - HSI R Bull CBBC Oct 2010 J	2010/10/27	2010/10/29
61837	KBC Fin Products Int'l Ltd. - HSI R Bull CBBC Oct 2010 K	2010/10/27	2010/10/29
61838	KBC Fin Products Int'l Ltd. - HSI R Bull CBBC Oct 2010 L	2010/10/27	2010/10/29
61839	KBC Fin Products Int'l Ltd. - HSI R Bull CBBC Oct 2010 M	2010/10/27	2010/10/29
62495	KBC Fin Products Int'l Ltd. - HSI R Bull CBBC Oct 2010 P	2010/10/27	2010/10/29
62118	KBC Fin Products Int'l Ltd. - HSI R Bull CBBC Oct 2010 Q	2010/10/27	2010/10/29
62239	KBC Fin Products Int'l Ltd. - HSI R Bull CBBC Oct 2010 V	2010/10/27	2010/10/29
62988	KBC Fin Products Int'l Ltd. - HSI R Bull CBBC Oct 2010 Y	2010/10/27	2010/10/29
62482	KBC Fin Products Int'l Ltd. - HSI R Bull CBBC Oct 2010 Z	2010/10/27	2010/10/29
62398	Macquarie Bank Ltd. - HSI R Bull CBBC Oct 2010 C	2010/10/27	2010/10/29
62606	Macquarie Bank Ltd. - HSI R Bull CBBC Oct 2010 D	2010/10/27	2010/10/29
62568	RB of Scotland N.V. - HSCEI R Bull CBBC Oct 2010 A	2010/10/27	2010/10/29
61916	RB of Scotland N.V. - HSI R Bull CBBC Oct 2010 D	2010/10/27	2010/10/29

## List of expired CBBC, 2010 (continued)

Code	CBBC	Last trading date	Delisted date
61917	RB of Scotland N.V. - HSI R Bull CBBC Oct 2010 E	2010/10/27	2010/10/29
61918	RB of Scotland N.V. - HSI R Bull CBBC Oct 2010 F	2010/10/27	2010/10/29
62274	RB of Scotland N.V. - HSI R Bull CBBC Oct 2010 K	2010/10/27	2010/10/29
62275	RB of Scotland N.V. - HSI R Bull CBBC Oct 2010 L	2010/10/27	2010/10/29
62276	RB of Scotland N.V. - HSI R Bull CBBC Oct 2010 M	2010/10/27	2010/10/29
62361	RB of Scotland N.V. - HSI R Bull CBBC Oct 2010 Q	2010/10/27	2010/10/29
62362	RB of Scotland N.V. - HSI R Bull CBBC Oct 2010 R	2010/10/27	2010/10/29
62567	RB of Scotland N.V. - HSI R Bull CBBC Oct 2010 S	2010/10/27	2010/10/29
62625	RB of Scotland N.V. - HSI R Bull CBBC Oct 2010 T	2010/10/27	2010/10/29
65005	SGA Societe Generale Acceptance N.V. -HSI R Bull CBBC Jan11F	2010/10/27	2010/10/28
65004	SGA Societe Generale Acceptance N.V. -HSI R Bull CBBC Jan11G	2010/10/27	2010/10/28
64780	SGA Societe Generale Acceptance N.V. -HSI R Bull CBBC Jan11Y	2010/10/27	2010/10/28
62616	SGA Societe Generale Acceptance N.V. -HSI R Bull CBBC Oct10B	2010/10/27	2010/10/29
62937	SGA Societe Generale Acceptance N.V. -HSI R Bull CBBC Oct10C	2010/10/27	2010/10/29
62615	SGA Societe Generale Acceptance N.V. -HSI R Bull CBBC Oct10D	2010/10/27	2010/10/29
62614	SGA Societe Generale Acceptance N.V. -HSI R Bull CBBC Oct10E	2010/10/27	2010/10/29
63114	SGA Societe Generale Acceptance N.V. -HSI R Bull CBBC Oct10F	2010/10/27	2010/10/29
62870	SGA Societe Generale Acceptance N.V. -HSI R Bull CBBC Oct10G	2010/10/27	2010/10/29
62926	SGA Societe Generale Acceptance N.V. -HSI R Bull CBBC Oct10I	2010/10/27	2010/10/29
62319	SGA Societe Generale Acceptance N.V. -HSI R Bull CBBC Oct10J	2010/10/27	2010/10/29
62320	SGA Societe Generale Acceptance N.V. -HSI R Bull CBBC Oct10K	2010/10/27	2010/10/29
62321	SGA Societe Generale Acceptance N.V. -HSI R Bull CBBC Oct10L	2010/10/27	2010/10/29
63170	SGA Societe Generale Acceptance N.V. -HSI R Bull CBBC Oct10M	2010/10/27	2010/10/29
62617	SGA Societe Generale Acceptance N.V. -HSI R Bull CBBC Oct10N	2010/10/27	2010/10/29
62432	SGA Societe Generale Acceptance N.V. -HSI R Bull CBBC Oct10R	2010/10/27	2010/10/29
62434	SGA Societe Generale Acceptance N.V. -HSI R Bull CBBC Oct10S	2010/10/27	2010/10/29
62437	SGA Societe Generale Acceptance N.V. -HSI R Bull CBBC Oct10T	2010/10/27	2010/10/29
62454	SGA Societe Generale Acceptance N.V. -HSI R Bull CBBC Oct10V	2010/10/27	2010/10/29
62513	SGA Societe Generale Acceptance N.V. -HSI R Bull CBBC Oct10Y	2010/10/27	2010/10/29
62854	SGA Societe Generale Acceptance NV -HSCEI R Bull CBBC Oct10A	2010/10/27	2010/10/29
62855	SGA Societe Generale Acceptance NV -HSCEI R Bull CBBC Oct10B	2010/10/27	2010/10/29
62856	SGA Societe Generale Acceptance NV -HSCEI R Bull CBBC Oct10C	2010/10/27	2010/10/29
64271	UBS AG - BYD Company R Bull CBBC Feb 2011 A	2010/10/27	2010/10/28
65112	UBS AG - China Life R Bull CBBC Feb 2011 J	2010/10/27	2010/10/28
61433	UBS AG - HSCEI R Bear CBBC Oct 2010 B	2010/10/27	2010/10/29
62255	UBS AG - HSCEI R Bull CBBC Oct 2010 G	2010/10/27	2010/10/29
67627	UBS AG - HSI R Bear CBBC Oct 2010 A	2010/10/27	2010/10/29
67628	UBS AG - HSI R Bear CBBC Oct 2010 B	2010/10/27	2010/10/29
68519	UBS AG - HSI R Bear CBBC Oct 2010 C	2010/10/27	2010/10/29
68520	UBS AG - HSI R Bear CBBC Oct 2010 D	2010/10/27	2010/10/29
61469	UBS AG - HSI R Bear CBBC Oct 2010 V	2010/10/27	2010/10/29
65050	UBS AG - HSI R Bull CBBC Apr 2011 S	2010/10/27	2010/10/28
65113	UBS AG - HSI R Bull CBBC Jan 2011 H	2010/10/27	2010/10/28
64816	UBS AG - HSI R Bull CBBC Jan 2011 K	2010/10/27	2010/10/28
64992	UBS AG - HSI R Bull CBBC Mar 2011 D	2010/10/27	2010/10/28
60234	UBS AG - HSI R Bull CBBC Oct 2010 E	2010/10/27	2010/10/29
60235	UBS AG - HSI R Bull CBBC Oct 2010 F	2010/10/27	2010/10/29
60319	UBS AG - HSI R Bull CBBC Oct 2010 G	2010/10/27	2010/10/29
60320	UBS AG - HSI R Bull CBBC Oct 2010 H	2010/10/27	2010/10/29
60637	UBS AG - HSI R Bull CBBC Oct 2010 I	2010/10/27	2010/10/29
62887	UBS AG - HSI R Bull CBBC Oct 2010 Q	2010/10/27	2010/10/29
62230	UBS AG - HSI R Bull CBBC Oct 2010 W	2010/10/27	2010/10/29
63136	UBS AG - HSI R Bull CBBC Oct 2010 Y	2010/10/27	2010/10/29
64873	UBS AG - TCH R Bull CBBC Feb 2011 F	2010/10/27	2010/10/28
64791	Credit Suisse AG - TCH R Bull CBBC Feb 2011 B	2010/10/28	2010/10/29
65117	Credit Suisse AG - TCH R Bull CBBC Feb 2011 G	2010/10/28	2010/10/29
65121	Credit Suisse AG - TCH R Bull CBBC Mar 2011 D	2010/10/28	2010/10/29
65132	KBC Fin Products Int'l Ltd. - HSI R Bull CBBC Apr 2011 G	2010/10/28	2010/10/29
65129	KBC Fin Products Int'l Ltd. - HSI R Bull CBBC Feb 2011 A	2010/10/28	2010/10/29
65115	UBS AG - HSI R Bull CBBC Jan 2011 V	2010/10/28	2010/10/29
64898	BNP Paribas Arbit Issu B.V. - HSI R Bull CBBC Jul 2011 G	2010/10/29	2010/11/01
65124	BNP Paribas Arbit Issu B.V. - HSI R Bull CBBC Oct 2011 G	2010/10/29	2010/11/01
65125	BNP Paribas Arbit Issu B.V. - HSI R Bull CBBC Sep 2011 H	2010/10/29	2010/11/01
65137	Credit Suisse AG - A50 China R Bull CBBC Mar 2011 B	2010/10/29	2010/11/01
64734	Credit Suisse AG - China Mobile R Bull CBBC Feb 2011 C	2010/10/29	2010/11/01
64788	Credit Suisse AG - HKEx R Bull CBBC Feb 2011 F	2010/10/29	2010/11/01
64931	Credit Suisse AG - HSI R Bull CBBC Apr 2011 E	2010/10/29	2010/11/01
64732	Credit Suisse AG - HSI R Bull CBBC Mar 2011 D	2010/10/29	2010/11/01
64793	Credit Suisse AG - HSI R Bull CBBC Mar 2011 E	2010/10/29	2010/11/01
64832	Credit Suisse AG - HSI R Bull CBBC Mar 2011 I	2010/10/29	2010/11/01
65135	Credit Suisse AG - Hutchison R Bull CBBC Feb 2011 E	2010/10/29	2010/11/01
62071	Deutsche Bank AG - A50 China R Bull CBBC Nov 2010 A	2010/10/29	2010/11/02
62219	Deutsche Bank AG - China Mobile R Bull CBBC Nov 2010 A	2010/10/29	2010/11/02
65134	Deutsche Bank AG - HSI R Bull CBBC Feb 2011 E	2010/10/29	2010/11/01
64747	Deutsche Bank AG - HSI R Bull CBBC Feb 2011 N	2010/10/29	2010/11/01
64748	Deutsche Bank AG - HSI R Bull CBBC Feb 2011 R	2010/10/29	2010/11/01
64833	Deutsche Bank AG - HSI R Bull CBBC Feb 2011 V	2010/10/29	2010/11/01
65145	Deutsche Bank AG - HSI R Bull CBBC May 2011 J	2010/10/29	2010/11/01
64925	Goldman Sachs SP (Asia) - HSI R Bull CBBC Apr 2011 T	2010/10/29	2010/11/01
64896	HK Bank - HSI R Bull CBBC Mar 2011 G	2010/10/29	2010/11/01
64729	J P Morgan SP BV - HSI R Bull CBBC Jan 2011 S	2010/10/29	2010/11/01
64760	KBC Fin Products Int'l Ltd. - HSI R Bull CBBC Feb 2011 X	2010/10/29	2010/11/01
64882	KBC Fin Products Int'l Ltd. - HSI R Bull CBBC Jan 2011 E	2010/10/29	2010/11/01
64884	KBC Fin Products Int'l Ltd. - HSI R Bull CBBC Mar 2011 J	2010/10/29	2010/11/01
65133	SGA Societe Generale Acceptance N.V. -HSI R Bull CBBC Feb11L	2010/10/29	2010/11/01
64742	SGA Societe Generale Acceptance N.V. -HSI R Bull CBBC Jan11V	2010/10/29	2010/11/01
64743	SGA Societe Generale Acceptance N.V. -HSI R Bull CBBC Jan11W	2010/10/29	2010/11/01

## List of expired CBBC, 2010 (continued)

Code	CBBC	Last trading date	Delisted date
64779	SGA Societe Generale Acceptance N.V. -HSI R Bull CBBC Jan11X	2010/10/29	2010/11/01
64985	UBS AG - China Life R Bull CBBC Feb 2011 I	2010/10/29	2010/11/01
62086	UBS AG - CM Bank R Bull CBBC Nov 2010 A	2010/10/29	2010/11/02
64988	UBS AG - HKEx R Bull CBBC Feb 2011 M	2010/10/29	2010/11/01
64831	UBS AG - HSI R Bull CBBC Feb 2011 Y	2010/10/29	2010/11/01
64759	UBS AG - HSI R Bull CBBC Jan 2011 R	2010/10/29	2010/11/01
64870	UBS AG - HSI R Bull CBBC Jan 2011 W	2010/10/29	2010/11/01
62673	UBS AG - TCH R Bull CBBC Nov 2010 N	2010/10/29	2010/11/02
65158	BNP Paribas Arbit Issu B.V. - HSI R Bull CBBC Sep 2011 I	2010/11/01	2010/11/02
65156	Credit Suisse AG - A50 China R Bull CBBC Feb 2011 H	2010/11/01	2010/11/02
65153	Credit Suisse AG - HKEx R Bull CBBC Mar 2011 D	2010/11/01	2010/11/02
65147	Credit Suisse AG - HSI R Bear CBBC Feb 2011 J	2010/11/01	2010/11/02
65160	Credit Suisse AG - HSI R Bull CBBC Mar 2011 S	2010/11/01	2010/11/02
65122	Deutsche Bank AG - HSI R Bear CBBC Jan 2011 V	2010/11/01	2010/11/02
65171	J P Morgan SP BV - HSI R Bull CBBC Feb 2011 P	2010/11/01	2010/11/02
65172	J P Morgan SP BV - HSI R Bull CBBC Feb 2011 Q	2010/11/01	2010/11/02
65152	SGA Societe Generale Acceptance N.V. -HSI R Bull CBBC Feb11O	2010/11/01	2010/11/02
65146	SGA Societe Generale Acceptance N.V. -HSI R Bull CBBC Feb11P	2010/11/01	2010/11/02
65148	UBS AG - HSI R Bear CBBC Mar 2011 M	2010/11/01	2010/11/02
65159	UBS AG - HSI R Bull CBBC Feb 2011 S	2010/11/01	2010/11/02
65174	Credit Suisse AG - HSI R Bear CBBC Mar 2011 T	2010/11/02	2010/11/03
65175	Credit Suisse AG - HSI R Bull CBBC Apr 2011 L	2010/11/02	2010/11/03
63485	Deutsche Bank AG - CC Bank R Bear CBBC Jan 2011 A	2010/11/02	2010/11/03
65179	Deutsche Bank AG - China Life R Bull CBBC May 2011 A	2010/11/02	2010/11/03
65149	Deutsche Bank AG - HSI R Bear CBBC Feb 2011 I	2010/11/02	2010/11/03
63502	HK Bank - CC Bank R Bear CBBC Dec 2010 A	2010/11/02	2010/11/03
64660	UBS AG - CC Bank R Bear CBBC Feb 2011 B	2010/11/02	2010/11/03
64568	UBS AG - CNOOC R Bear CBBC Feb 2011 A	2010/11/02	2010/11/03
65176	UBS AG - HKEx R Bull CBBC Mar 2011 E	2010/11/02	2010/11/03
65177	UBS AG - HSI R Bear CBBC Feb 2011 P	2010/11/02	2010/11/03
65173	UBS AG - HSI R Bull CBBC Feb 2011 R	2010/11/02	2010/11/03
64702	BNP Paribas Arbit Issu B.V. - HSI R Bear CBBC Aug 2011 H	2010/11/03	2010/11/04
64375	BNP Paribas Arbit Issu B.V. - HSI R Bear CBBC Jul 2011 C	2010/11/03	2010/11/04
64488	BNP Paribas Arbit Issu B.V. - HSI R Bear CBBC Sep 2011 C	2010/11/03	2010/11/04
64616	CC Rabobank B.A. - HSI R Bear CBBC Apr 2011 E	2010/11/03	2010/11/04
64864	Credit Suisse AG - CK(H) R Bear CBBC Feb 2011 A	2010/11/03	2010/11/04
64697	Credit Suisse AG - HSI R Bear CBBC Feb 2011 C	2010/11/03	2010/11/04
64281	Credit Suisse AG - HSI R Bear CBBC Feb 2011 L	2010/11/03	2010/11/04
65032	Credit Suisse AG - HSI R Bear CBBC Feb 2011 Y	2010/11/03	2010/11/04
64637	Credit Suisse AG - HSI R Bear CBBC Jan 2011 U	2010/11/03	2010/11/04
65214	Credit Suisse AG - HSI R Bear CBBC Mar 2011 U	2010/11/03	2010/11/04
65216	Credit Suisse AG - HSI R Bear CBBC Mar 2011 V	2010/11/03	2010/11/04
64867	Credit Suisse AG - SHK Ppt R Bear CBBC Feb 2011 A	2010/11/03	2010/11/04
65215	Credit Suisse AG - TCH R Bear CBBC Feb 2011 H	2010/11/03	2010/11/04
64664	Deutsche Bank AG - HSI R Bear CBBC Apr 2011 F	2010/11/03	2010/11/04
65212	Deutsche Bank AG - HSI R Bear CBBC Feb 2011 J	2010/11/03	2010/11/04
63440	Deutsche Bank AG - HSI R Bear CBBC Feb 2011 K	2010/11/03	2010/11/04
64054	Deutsche Bank AG - HSI R Bear CBBC Feb 2011 T	2010/11/03	2010/11/04
65213	Deutsche Bank AG - HSI R Bear CBBC Feb 2011 Y	2010/11/03	2010/11/04
63441	Deutsche Bank AG - HSI R Bear CBBC Mar 2011 E	2010/11/03	2010/11/04
64491	Deutsche Bank AG - HSI R Bear CBBC Mar 2011 N	2010/11/03	2010/11/04
65075	Deutsche Bank AG - HSI R Bear CBBC Mar 2011 V	2010/11/03	2010/11/04
65223	Deutsche Bank AG - HSI R Bear CBBC Mar 2011 Y	2010/11/03	2010/11/04
64545	Goldman Sachs SP (Asia) - HSI R Bear CBBC Apr 2011 K	2010/11/03	2010/11/04
64197	HK Bank - HSI R Bear CBBC Mar 2011 B	2010/11/03	2010/11/04
65044	J P Morgan SP BV - HSI R Bear CBBC Feb 2011 M	2010/11/03	2010/11/04
65209	J P Morgan SP BV - HSI R Bear CBBC Feb 2011 R	2010/11/03	2010/11/04
65210	J P Morgan SP BV - HSI R Bear CBBC Feb 2011 S	2010/11/03	2010/11/04
65211	J P Morgan SP BV - HSI R Bear CBBC Feb 2011 T	2010/11/03	2010/11/04
65222	J P Morgan SP BV - HSI R Bear CBBC Feb 2011 U	2010/11/03	2010/11/04
63541	J P Morgan SP BV - HSI R Bear CBBC Jan 2011 A	2010/11/03	2010/11/04
64617	J P Morgan SP BV - HSI R Bear CBBC Jan 2011 L	2010/11/03	2010/11/04
64966	KBC Fin Products Int'l Ltd. - HSI R Bear CBBC Feb 2011 M	2010/11/03	2010/11/04
65225	KBC Fin Products Int'l Ltd. - HSI R Bear CBBC Feb 2011 S	2010/11/03	2010/11/04
64677	KBC Fin Products Int'l Ltd. - HSI R Bear CBBC Feb 2011 T	2010/11/03	2010/11/04
64678	KBC Fin Products Int'l Ltd. - HSI R Bear CBBC Feb 2011 U	2010/11/03	2010/11/04
63471	KBC Fin Products Int'l Ltd. - HSI R Bear CBBC Mar 2011 B	2010/11/03	2010/11/04
64496	KBC Fin Products Int'l Ltd. - HSI R Bear CBBC Mar 2011 D	2010/11/03	2010/11/04
65226	KBC Fin Products Int'l Ltd. - HSI R Bear CBBC Mar 2011 Q	2010/11/03	2010/11/04
64470	RB of Scotland N.V. - HSI R Bear CBBC Jan 2011 D	2010/11/03	2010/11/04
65189	SGA Societe Generale Acceptance N.V. -HSI R Bear CBBC Feb11N	2010/11/03	2010/11/04
64334	SGA Societe Generale Acceptance N.V. -HSI R Bear CBBC Feb11Q	2010/11/03	2010/11/04
64335	SGA Societe Generale Acceptance N.V. -HSI R Bear CBBC Feb11R	2010/11/03	2010/11/04
64515	SGA Societe Generale Acceptance N.V. -HSI R Bear CBBC Feb11S	2010/11/03	2010/11/04
65071	SGA Societe Generale Acceptance N.V. -HSI R Bear CBBC Jan11U	2010/11/03	2010/11/04
65202	SGA Societe Generale Acceptance N.V. -HSI R Bear CBBC Mar11A	2010/11/03	2010/11/04
65203	SGA Societe Generale Acceptance N.V. -HSI R Bear CBBC Mar11B	2010/11/03	2010/11/04
65204	SGA Societe Generale Acceptance N.V. -HSI R Bear CBBC Mar11C	2010/11/03	2010/11/04
65208	SGA Societe Generale Acceptance N.V. -HSI R Bear CBBC Mar11D	2010/11/03	2010/11/04
65217	UBS AG - BYD Company R Bull CBBC Mar 2011 A	2010/11/03	2010/11/04
64524	UBS AG - HSI R Bear CBBC Feb 2011 J	2010/11/03	2010/11/04
64687	UBS AG - HSI R Bear CBBC Feb 2011 N	2010/11/03	2010/11/04
63451	UBS AG - HSI R Bear CBBC Jan 2011 A	2010/11/03	2010/11/04
64967	UBS AG - HSI R Bear CBBC Mar 2011 B	2010/11/03	2010/11/04
63449	UBS AG - HSI R Bear CBBC Mar 2011 C	2010/11/03	2010/11/04
65221	UBS AG - HSI R Bear CBBC Mar 2011 E	2010/11/03	2010/11/04
65220	UBS AG - HSI R Bear CBBC Mar 2011 F	2010/11/03	2010/11/04

## List of expired CBBC, 2010 (continued)

Code	CBBC	Last trading date	Delisted date
64495	UBS AG - SHK Ppt R Bear CBBC Feb 2011 B	2010/11/03	2010/11/04
64829	UBS AG - TCH R Bear CBBC Mar 2011 A	2010/11/03	2010/11/04
64374	BNP Paribas Arbit Issu B.V. - HSI R Bear CBBC Aug 2011 B	2010/11/04	2010/11/05
64904	BNP Paribas Arbit Issu B.V. - HSI R Bear CBBC Aug 2011 J	2010/11/04	2010/11/05
64902	BNP Paribas Arbit Issu B.V. - HSI R Bear CBBC Jul 2011 H	2010/11/04	2010/11/05
65244	BNP Paribas Arbit Issu B.V. - HSI R Bear CBBC Nov 2011 C	2010/11/04	2010/11/05
65162	BNP Paribas Arbit Issu B.V. - HSI R Bear CBBC Oct 2011 J	2010/11/04	2010/11/05
65243	BNP Paribas Arbit Issu B.V. - HSI R Bear CBBC Oct 2011 K	2010/11/04	2010/11/05
64510	BNP Paribas Arbit Issu B.V. - HSI R Bear CBBC Sep 2011 D	2010/11/04	2010/11/05
64782	CC Rabobank B.A. - HSI R Bear CBBC Apr 2011 H	2010/11/04	2010/11/05
64865	Credit Suisse AG - CK(H) R Bear CBBC Feb 2011 B	2010/11/04	2010/11/05
65138	Credit Suisse AG - HKEx R Bear CBBC Feb 2011 J	2010/11/04	2010/11/05
64312	Credit Suisse AG - HSI R Bear CBBC Feb 2011 N	2010/11/04	2010/11/05
64642	Credit Suisse AG - HSI R Bear CBBC Feb 2011 Z	2010/11/04	2010/11/05
64916	Credit Suisse AG - HSI R Bear CBBC Jan 2011 E	2010/11/04	2010/11/05
65029	Credit Suisse AG - HSI R Bear CBBC Jan 2011 K	2010/11/04	2010/11/05
64320	Credit Suisse AG - HSI R Bear CBBC Mar 2011 A	2010/11/04	2010/11/05
64809	Credit Suisse AG - HSI R Bear CBBC Mar 2011 G	2010/11/04	2010/11/05
65234	Credit Suisse AG - HSI R Bear CBBC Mar 2011 W	2010/11/04	2010/11/05
61497	Credit Suisse AG - HSI R Bear CBBC Nov 2010 F	2010/11/04	2010/11/05
65231	Credit Suisse AG - TCH R Bear CBBC Mar 2011 E	2010/11/04	2010/11/05
64385	Deutsche Bank AG - HSI R Bear CBBC Apr 2011 A	2010/11/04	2010/11/05
64530	Deutsche Bank AG - HSI R Bear CBBC Apr 2011 C	2010/11/04	2010/11/05
64531	Deutsche Bank AG - HSI R Bear CBBC Apr 2011 D	2010/11/04	2010/11/05
64945	Deutsche Bank AG - HSI R Bear CBBC Jan 2011 U	2010/11/04	2010/11/05
63337	Deutsche Bank AG - HSI R Bear CBBC Mar 2011 B	2010/11/04	2010/11/05
65241	Deutsche Bank AG - HSI R Bear CBBC Mar 2011 H	2010/11/04	2010/11/05
64529	Deutsche Bank AG - HSI R Bear CBBC Mar 2011 Q	2010/11/04	2010/11/05
65240	Deutsche Bank AG - HSI R Bear CBBC Mar 2011 Z	2010/11/04	2010/11/05
63491	Deutsche Bank AG - ICBC R Bear CBBC Jan 2011 B	2010/11/04	2010/11/05
64546	Goldman Sachs SP (Asia) - HSI R Bear CBBC Apr 2011 L	2010/11/04	2010/11/05
64547	Goldman Sachs SP (Asia) - HSI R Bear CBBC Apr 2011 M	2010/11/04	2010/11/05
64565	HK Bank - HSI R Bear CBBC Apr 2011 C	2010/11/04	2010/11/05
64909	HK Bank - HSI R Bear CBBC Mar 2011 I	2010/11/04	2010/11/05
64956	J P Morgan SP BV - HSI R Bear CBBC Feb 2011 F	2010/11/04	2010/11/05
64618	J P Morgan SP BV - HSI R Bear CBBC Jan 2011 M	2010/11/04	2010/11/05
64619	J P Morgan SP BV - HSI R Bear CBBC Jan 2011 N	2010/11/04	2010/11/05
64620	J P Morgan SP BV - HSI R Bear CBBC Jan 2011 O	2010/11/04	2010/11/05
63045	KBC Fin Products Int'l Ltd. - HSBC R Bear CBBC Jan 2011 B	2010/11/04	2010/11/05
63469	KBC Fin Products Int'l Ltd. - HSI R Bear CBBC Feb 2011 D	2010/11/04	2010/11/05
64679	KBC Fin Products Int'l Ltd. - HSI R Bear CBBC Feb 2011 V	2010/11/04	2010/11/05
64670	KBC Fin Products Int'l Ltd. - HSI R Bear CBBC Mar 2011 E	2010/11/04	2010/11/05
64671	KBC Fin Products Int'l Ltd. - HSI R Bear CBBC Mar 2011 F	2010/11/04	2010/11/05
65230	KBC Fin Products Int'l Ltd. - HSI R Bear CBBC Mar 2011 R	2010/11/04	2010/11/05
64564	Macquarie Bank Ltd. - HSI R Bear CBBC Mar 2011 A	2010/11/04	2010/11/05
64635	Merrill Lynch Int'l & Co. C.V. - HSI R Bear CBBC Apr 2011 A	2010/11/04	2010/11/05
64636	Merrill Lynch Int'l & Co. C.V. - HSI R Bear CBBC Apr 2011 B	2010/11/04	2010/11/05
65041	RB of Scotland N.V. - HSI R Bear CBBC Jan 2011 G	2010/11/04	2010/11/05
64516	SGA Societe Generale Acceptance N.V. - HSI R Bear CBBC Feb11T	2010/11/04	2010/11/05
64517	SGA Societe Generale Acceptance N.V. - HSI R Bear CBBC Feb11U	2010/11/04	2010/11/05
64518	SGA Societe Generale Acceptance N.V. - HSI R Bear CBBC Feb11V	2010/11/04	2010/11/05
64519	SGA Societe Generale Acceptance N.V. - HSI R Bear CBBC Feb11W	2010/11/04	2010/11/05
65103	SGA Societe Generale Acceptance NV - HSCEI R Bear CBBC Apr11C	2010/11/04	2010/11/05
65170	UBS AG - BOC HK R Bear CBBC Feb 2011 B	2010/11/04	2010/11/05
64756	UBS AG - Cheung Kong R Bear CBBC Mar 2011 A	2010/11/04	2010/11/05
65247	UBS AG - HKEx R Bear CBBC Mar 2011 F	2010/11/04	2010/11/05
63704	UBS AG - HSBC R Bear CBBC Feb 2011 A	2010/11/04	2010/11/05
64714	UBS AG - HSCEI R Bear CBBC Mar 2011 C	2010/11/04	2010/11/05
63561	UBS AG - HSI R Bear CBBC Apr 2011 B	2010/11/04	2010/11/05
64819	UBS AG - HSI R Bear CBBC Apr 2011 L	2010/11/04	2010/11/05
65250	UBS AG - HSI R Bear CBBC Feb 2011 E	2010/11/04	2010/11/05
64525	UBS AG - HSI R Bear CBBC Feb 2011 L	2010/11/04	2010/11/05
63563	UBS AG - HSI R Bear CBBC Jan 2011 C	2010/11/04	2010/11/05
64526	UBS AG - HSI R Bear CBBC Mar 2011 Q	2010/11/04	2010/11/05
61549	UBS AG - HSI R Bear CBBC Nov 2010 M	2010/11/04	2010/11/05
65255	BNP Paribas Arbit Issu B.V. - HSI R Bear CBBC Apr 2011 H	2010/11/05	2010/11/08
64511	BNP Paribas Arbit Issu B.V. - HSI R Bear CBBC Oct 2011 C	2010/11/05	2010/11/08
65128	BNP Paribas Arbit Issu B.V. - HSI R Bear CBBC Oct 2011 H	2010/11/05	2010/11/08
64772	BNP Paribas Arbit Issu B.V. - HSI R Bear CBBC Sep 2011 F	2010/11/05	2010/11/08
64783	CC Rabobank B.A. - HSI R Bear CBBC Apr 2011 I	2010/11/05	2010/11/08
65276	Credit Suisse AG - A50 China R Bear CBBC Feb 2011 I	2010/11/05	2010/11/08
65277	Credit Suisse AG - A50 China R Bear CBBC Mar 2011 C	2010/11/05	2010/11/08
64740	Credit Suisse AG - HKEx R Bear CBBC Feb 2011 E	2010/11/05	2010/11/08
65275	Credit Suisse AG - HKEx R Bear CBBC Mar 2011 E	2010/11/05	2010/11/08
63352	Credit Suisse AG - HSBC R Bear CBBC Dec 2010 C	2010/11/05	2010/11/08
65274	Credit Suisse AG - HSBC R Bear CBBC Feb 2011 A	2010/11/05	2010/11/08
64812	Credit Suisse AG - HSI R Bear CBBC Apr 2011 C	2010/11/05	2010/11/08
64315	Credit Suisse AG - HSI R Bear CBBC Feb 2011 O	2010/11/05	2010/11/08
64807	Credit Suisse AG - HSI R Bear CBBC Feb 2011 T	2010/11/05	2010/11/08
64918	Credit Suisse AG - HSI R Bear CBBC Feb 2011 X	2010/11/05	2010/11/08
64638	Credit Suisse AG - HSI R Bear CBBC Jan 2011 X	2010/11/05	2010/11/08
64810	Credit Suisse AG - HSI R Bear CBBC Mar 2011 H	2010/11/05	2010/11/08
65269	Credit Suisse AG - HSI R Bear CBBC Mar 2011 X	2010/11/05	2010/11/08
65273	Credit Suisse AG - HSI R Bear CBBC Mar 2011 Y	2010/11/05	2010/11/08
64712	Credit Suisse AG - Hutchison R Bear CBBC Feb 2011 B	2010/11/05	2010/11/08
62364	Deutsche Bank AG - China Life R Bear CBBC Nov 2010 B	2010/11/05	2010/11/09
64840	Deutsche Bank AG - HSCEI R Bear CBBC Feb 2011 C	2010/11/05	2010/11/08

## List of expired CBBC, 2010 (continued)

Code	CBBC	Last trading date	Delisted date
64532	Deutsche Bank AG - HSI R Bear CBBC Apr 2011 E	2010/11/05	2010/11/08
65283	Deutsche Bank AG - HSI R Bear CBBC Feb 2011 A	2010/11/05	2010/11/08
63336	Deutsche Bank AG - HSI R Bear CBBC Feb 2011 D	2010/11/05	2010/11/08
65263	Deutsche Bank AG - HSI R Bear CBBC Feb 2011 F	2010/11/05	2010/11/08
65264	Deutsche Bank AG - HSI R Bear CBBC Feb 2011 H	2010/11/05	2010/11/08
64946	Deutsche Bank AG - HSI R Bear CBBC Jan 2011 H	2010/11/05	2010/11/08
63338	Deutsche Bank AG - HSI R Bear CBBC Mar 2011 C	2010/11/05	2010/11/08
64665	Deutsche Bank AG - HSI R Bear CBBC May 2011 B	2010/11/05	2010/11/08
64548	Goldman Sachs SP (Asia) - HSI R Bear CBBC Apr 2011 N	2010/11/05	2010/11/08
65258	Goldman Sachs SP (Asia) - HSI R Bear CBBC May 2011 A	2010/11/05	2010/11/08
64952	HK Bank - A50 R Bear CBBC May 2011 C	2010/11/05	2010/11/08
64910	HK Bank - HSI R Bear CBBC Mar 2011 J	2010/11/05	2010/11/08
64911	HK Bank - HSI R Bear CBBC Mar 2011 K	2010/11/05	2010/11/08
64596	HK Bank - Sinopec Corp R Bear CBBC Apr 2011 A	2010/11/05	2010/11/08
64957	J P Morgan SP BV - HSI R Bear CBBC Feb 2011 G	2010/11/05	2010/11/08
64958	J P Morgan SP BV - HSI R Bear CBBC Feb 2011 H	2010/11/05	2010/11/08
64621	J P Morgan SP BV - HSI R Bear CBBC Jan 2011 P	2010/11/05	2010/11/08
64622	J P Morgan SP BV - HSI R Bear CBBC Jan 2011 Q	2010/11/05	2010/11/08
64680	KBC Fin Products Int'l Ltd. - HSI R Bear CBBC Apr 2011 A	2010/11/05	2010/11/08
65163	KBC Fin Products Int'l Ltd. - HSI R Bear CBBC Feb 2011 R	2010/11/05	2010/11/08
64672	KBC Fin Products Int'l Ltd. - HSI R Bear CBBC Mar 2011 G	2010/11/05	2010/11/08
65286	KBC Fin Products Int'l Ltd. - HSI R Bear CBBC Mar 2011 T	2010/11/05	2010/11/08
65288	KBC Fin Products Int'l Ltd. - HSI R Bear CBBC Mar 2011 U	2010/11/05	2010/11/08
61510	KBC Fin Products Int'l Ltd. - HSI R Bear CBBC Nov 2010 B	2010/11/05	2010/11/08
63581	RB of Scotland N.V. - DJIA R Bear CBBC Dec 2010 I	2010/11/05	2010/11/08
63249	RB of Scotland N.V. - HSBC R Bull CBBC Nov 2010 A	2010/11/05	2010/11/09
65042	RB of Scotland N.V. - HSI R Bear CBBC Jan 2011 H	2010/11/05	2010/11/08
64762	SGA Societe Generale Acceptance N.V. -HSI R Bear CBBC Apr11A	2010/11/05	2010/11/08
64630	SGA Societe Generale Acceptance N.V. -HSI R Bear CBBC Feb11X	2010/11/05	2010/11/08
64631	SGA Societe Generale Acceptance N.V. -HSI R Bear CBBC Feb11Y	2010/11/05	2010/11/08
64632	SGA Societe Generale Acceptance N.V. -HSI R Bear CBBC Feb11Z	2010/11/05	2010/11/08
65271	SGA Societe Generale Acceptance N.V. -HSI R Bear CBBC Mar11F	2010/11/05	2010/11/08
65272	SGA Societe Generale Acceptance N.V. -HSI R Bear CBBC Mar11G	2010/11/05	2010/11/08
65248	UBS AG - A50 China R Bear CBBC Feb 2011 H	2010/11/05	2010/11/08
65169	UBS AG - ABC R Bear CBBC Feb 2011 C	2010/11/05	2010/11/08
65280	UBS AG - China Life R Bear CBBC Mar 2011 E	2010/11/05	2010/11/08
61464	UBS AG - China Life R Bear CBBC Nov 2010 A	2010/11/05	2010/11/09
61789	UBS AG - China Mobile R Bull CBBC Nov 2010 A	2010/11/05	2010/11/09
62668	UBS AG - China Mobile R Bull CBBC Nov 2010 H	2010/11/05	2010/11/09
64828	UBS AG - HKEx R Bear CBBC Mar 2011 B	2010/11/05	2010/11/08
61791	UBS AG - HKEx R Bull CBBC Nov 2010 A	2010/11/05	2010/11/09
64820	UBS AG - HSI R Bear CBBC Apr 2011 M	2010/11/05	2010/11/08
64572	UBS AG - HSI R Bear CBBC Feb 2011 K	2010/11/05	2010/11/08
64688	UBS AG - HSI R Bear CBBC Feb 2011 M	2010/11/05	2010/11/08
64573	UBS AG - HSI R Bear CBBC Feb 2011 O	2010/11/05	2010/11/08
65278	UBS AG - HSI R Bear CBBC Feb 2011 Y	2010/11/05	2010/11/08
65279	UBS AG - HSI R Bear CBBC Mar 2011 O	2010/11/05	2010/11/08
64689	UBS AG - HSI R Bear CBBC Mar 2011 T	2010/11/05	2010/11/08
62244	UBS AG - Sinopec Corp R Bull CBBC Nov 2010 A	2010/11/05	2010/11/09
63415	Credit Suisse AG - A50 China R Bear CBBC Dec 2010 B	2010/11/08	2010/11/09
65300	Credit Suisse AG - HSI R Bear CBBC Mar 2011 J	2010/11/08	2010/11/09
65289	Credit Suisse AG - HSI R Bear CBBC Mar 2011 Z	2010/11/08	2010/11/09
65344	Credit Suisse AG - TCH R Bull CBBC Mar 2011 F	2010/11/08	2010/11/09
65309	Deutsche Bank AG - HSI R Bear CBBC Apr 2011 O	2010/11/08	2010/11/09
65313	Deutsche Bank AG - HSI R Bear CBBC Apr 2011 P	2010/11/08	2010/11/09
63504	HK Bank - ICBC R Bear CBBC Jan 2011 B	2010/11/08	2010/11/09
63582	RB of Scotland N.V. - DJIA R Bear CBBC Dec 2010 J	2010/11/08	2010/11/09
65227	RB of Scotland N.V. - HSCEI R Bear CBBC Mar 2011 B	2010/11/08	2010/11/09
65290	UBS AG - HSI R Bear CBBC Feb 2011 S	2010/11/08	2010/11/09
65374	Credit Suisse AG - HSI R Bear CBBC Mar 2011 O	2010/11/09	2010/11/10
65399	Deutsche Bank AG - HSI R Bear CBBC Apr 2011 S	2010/11/09	2010/11/10
65371	Deutsche Bank AG - HSI R Bear CBBC Feb 2011 V	2010/11/09	2010/11/10
62744	KBC Fin Products Int'l Ltd. - A50 China R Bull CBBC Nov 10A	2010/11/09	2010/11/11
63042	KBC Fin Products Int'l Ltd. - Ch Life R Bear CBBC Jan 2011 B	2010/11/09	2010/11/10
64570	UBS AG - China Life R Bear CBBC Feb 2011 F	2010/11/09	2010/11/10
65391	UBS AG - HSI R Bear CBBC Feb 2011 P	2010/11/09	2010/11/10
64758	UBS AG - Hutchison R Bear CBBC Feb 2011 D	2010/11/09	2010/11/10
65407	Credit Suisse AG - HSI R Bear CBBC Feb 2011 J	2010/11/10	2010/11/11
65421	Deutsche Bank AG - HSI R Bear CBBC Mar 2011 T	2010/11/10	2010/11/11
62714	RB of Scotland N.V. - COVS R Bear CBBC Nov 2010 C	2010/11/10	2010/11/12
63810	RB of Scotland N.V. - Nikkei 225 R Bear CBBC Mar 2011 E	2010/11/10	2010/11/11
65408	UBS AG - HSI R Bear CBBC Feb 2011 N	2010/11/10	2010/11/11
65416	UBS AG - HSI R Bear CBBC Mar 2011 M	2010/11/10	2010/11/11
65559	Credit Suisse AG - HSI R Bear CBBC Feb 2011 L	2010/11/11	2010/11/12
65496	Credit Suisse AG - HSI R Bear CBBC Feb 2011 Y	2010/11/11	2010/11/12
65499	Deutsche Bank AG - HSI R Bear CBBC Apr 2011 X	2010/11/11	2010/11/12
65498	Deutsche Bank AG - HSI R Bear CBBC Mar 2011 R	2010/11/11	2010/11/12
62514	HK Bank - TCH R Bull CBBC Nov 2010 A	2010/11/11	2010/11/15
65474	RB of Scotland N.V. - HSI R Bear CBBC Mar 2011 A	2010/11/11	2010/11/12
65497	UBS AG - HSI R Bear CBBC Feb 2011 L	2010/11/11	2010/11/12
65668	BNP Paribas Arbit Issu B.V. - HSI R Bull CBBC Oct 2011 P	2010/11/12	2010/11/15
65669	BNP Paribas Arbit Issu B.V. - HSI R Bull CBBC Oct 2011 Q	2010/11/12	2010/11/15
65760	Credit Suisse AG - A50 China R Bull CBBC Feb 2011 J	2010/11/12	2010/11/15
65341	Credit Suisse AG - A50 China R Bull CBBC Mar 2011 D	2010/11/12	2010/11/15
65523	Credit Suisse AG - China Mobile R Bull CBBC Mar 2011 A	2010/11/12	2010/11/15
65759	Credit Suisse AG - HKEx R Bull CBBC Feb 2011 L	2010/11/12	2010/11/15
65757	Credit Suisse AG - HSBC R Bull CBBC Mar 2011 B	2010/11/12	2010/11/15

## List of expired CBBC, 2010 (continued)

Code	CBBC	Last trading date	Delisted date
65520	Credit Suisse AG - HSI R Bull CBBC Apr 2011 U	2010/11/12	2010/11/15
65558	Credit Suisse AG - HSI R Bull CBBC Apr 2011 W	2010/11/12	2010/11/15
65762	Credit Suisse AG - HSI R Bull CBBC Apr 2011 X	2010/11/12	2010/11/15
65764	Credit Suisse AG - HSI R Bull CBBC May 2011 M	2010/11/12	2010/11/15
62222	Deutsche Bank AG - A50 China R Bull CBBC Nov 2010 B	2010/11/12	2010/11/16
65766	Deutsche Bank AG - HSI R Bear CBBC Feb 2011 Y	2010/11/12	2010/11/15
65512	Deutsche Bank AG - HSI R Bull CBBC Apr 2011 Y	2010/11/12	2010/11/15
65617	Deutsche Bank AG - HSI R Bull CBBC Feb 2011 E	2010/11/12	2010/11/15
65768	Deutsche Bank AG - HSI R Bull CBBC Feb 2011 K	2010/11/12	2010/11/15
65767	Deutsche Bank AG - HSI R Bull CBBC Feb 2011 T	2010/11/12	2010/11/15
65511	Deutsche Bank AG - HSI R Bull CBBC Mar 2011 Y	2010/11/12	2010/11/15
65661	Goldman Sachs SP (Asia) - HSI R Bull CBBC May 2011 G	2010/11/12	2010/11/15
65652	HK Bank - A50 R Bull CBBC Jun 2011 A	2010/11/12	2010/11/15
65655	HK Bank - A50 R Bull CBBC Jun 2011 B	2010/11/12	2010/11/15
65810	HK Bank - HSI R Bull CBBC Jul 2011 A	2010/11/12	2010/11/15
65510	HK Bank - HSI R Bull CBBC Jun 2011 H	2010/11/12	2010/11/15
65816	J P Morgan SP BV - HSI R Bull CBBC Feb 2011 B	2010/11/12	2010/11/15
65501	J P Morgan SP BV - HSI R Bull CBBC Feb 2011 C	2010/11/12	2010/11/15
65500	J P Morgan SP BV - HSI R Bull CBBC Feb 2011 D	2010/11/12	2010/11/15
65815	J P Morgan SP BV - HSI R Bull CBBC Feb 2011 N	2010/11/12	2010/11/15
65560	J P Morgan SP BV - HSI R Bull CBBC Feb 2011 O	2010/11/12	2010/11/15
65586	KBC Fin Products Int'l Ltd. - HSI R Bull CBBC Apr 2011 I	2010/11/12	2010/11/15
65833	KBC Fin Products Int'l Ltd. - HSI R Bull CBBC Apr 2011 M	2010/11/12	2010/11/15
65580	KBC Fin Products Int'l Ltd. - HSI R Bull CBBC Mar 2011 X	2010/11/12	2010/11/15
65585	KBC Fin Products Int'l Ltd. - HSI R Bull CBBC Mar 2011 Y	2010/11/12	2010/11/15
65634	SGA Societe Generale Acceptance N.V. - HSI R Bull CBBC Mar11P	2010/11/12	2010/11/15
65635	SGA Societe Generale Acceptance N.V. - HSI R Bull CBBC Mar11Q	2010/11/12	2010/11/15
65636	SGA Societe Generale Acceptance N.V. - HSI R Bull CBBC Mar11R	2010/11/12	2010/11/15
65638	SGA Societe Generale Acceptance N.V. - HSI R Bull CBBC Mar11S	2010/11/12	2010/11/15
65788	SGA Societe Generale Acceptance N.V. - HSI R Bull CBBC Mar11T	2010/11/12	2010/11/15
65789	SGA Societe Generale Acceptance N.V. - HSI R Bull CBBC Mar11U	2010/11/12	2010/11/15
65790	SGA Societe Generale Acceptance N.V. - HSI R Bull CBBC Mar11V	2010/11/12	2010/11/15
65734	SGA Societe Generale Acceptance N.V. - HSI R Bull CBBC Mar11W	2010/11/12	2010/11/15
65822	UBS AG - A50 China R Bull CBBC Mar 2011 D	2010/11/12	2010/11/15
61793	UBS AG - A50 China R Bull CBBC Nov 2010 A	2010/11/12	2010/11/16
62502	UBS AG - China Mobile R Bull CBBC Nov 2010 F	2010/11/12	2010/11/16
62669	UBS AG - HKEx R Bull CBBC Nov 2010 F	2010/11/12	2010/11/16
65820	UBS AG - HSBC R Bull CBBC Feb 2011 D	2010/11/12	2010/11/15
61991	UBS AG - HSBC R Bull CBBC Nov 2010 B	2010/11/12	2010/11/16
65753	UBS AG - HSI R Bear CBBC Feb 2011 Y	2010/11/12	2010/11/15
65602	UBS AG - HSI R Bull CBBC Feb 2011 E	2010/11/12	2010/11/15
65818	UBS AG - HSI R Bull CBBC Feb 2011 K	2010/11/12	2010/11/15
65817	UBS AG - HSI R Bull CBBC Feb 2011 M	2010/11/12	2010/11/15
65604	UBS AG - HSI R Bull CBBC Mar 2011 Q	2010/11/12	2010/11/15
65819	UBS AG - HSI R Bull CBBC Mar 2011 T	2010/11/12	2010/11/15
62339	UBS AG - ICBC R Bull CBBC Nov 2010 C	2010/11/12	2010/11/16
65667	BNP Paribas Arbit Issu B.V. - HSI R Bull CBBC Oct 2011 O	2010/11/15	2010/11/16
65453	Credit Suisse AG - HSI R Bull CBBC Apr 2011 S	2010/11/15	2010/11/16
65857	Credit Suisse AG - HSI R Bull CBBC May 2011 N	2010/11/15	2010/11/16
65858	Credit Suisse AG - HSI R Bull CBBC May 2011 O	2010/11/15	2010/11/16
65868	Credit Suisse AG - HSI R Bull CBBC May 2011 P	2010/11/15	2010/11/16
65431	Deutsche Bank AG - HSI R Bull CBBC Feb 2011 R	2010/11/15	2010/11/16
65881	Deutsche Bank AG - HSI R Bull CBBC Mar 2011 E	2010/11/15	2010/11/16
65860	Deutsche Bank AG - HSI R Bull CBBC Mar 2011 N	2010/11/15	2010/11/16
65859	Deutsche Bank AG - HSI R Bull CBBC Mar 2011 V	2010/11/15	2010/11/16
65659	Goldman Sachs SP (Asia) - HSI R Bull CBBC May 2011 F	2010/11/15	2010/11/16
65870	KBC Fin Products Int'l Ltd. - HSI R Bull CBBC Apr 2011 N	2010/11/15	2010/11/16
65873	KBC Fin Products Int'l Ltd. - HSI R Bull CBBC Apr 2011 O	2010/11/15	2010/11/16
65427	SGA Societe Generale Acceptance N.V. - HSI R Bull CBBC Mar11O	2010/11/15	2010/11/16
65886	UBS AG - HKEx R Bull CBBC Mar 2011 J	2010/11/15	2010/11/16
65600	UBS AG - HSCEI R Bull CBBC Feb 2011 H	2010/11/15	2010/11/16
65882	UBS AG - HSI R Bull CBBC Apr 2011 A	2010/11/15	2010/11/16
65883	UBS AG - HSI R Bull CBBC Apr 2011 F	2010/11/15	2010/11/16
65436	UBS AG - HSI R Bull CBBC Mar 2011 F	2010/11/15	2010/11/16
65545	BNP Paribas Arbit Issu B.V. - HSI R Bull CBBC Nov 2011 G	2010/11/16	2010/11/17
65546	BNP Paribas Arbit Issu B.V. - HSI R Bull CBBC Nov 2011 H	2010/11/16	2010/11/17
65550	BNP Paribas Arbit Issu B.V. - HSI R Bull CBBC Nov 2011 I	2010/11/16	2010/11/17
65551	BNP Paribas Arbit Issu B.V. - HSI R Bull CBBC Nov 2011 J	2010/11/16	2010/11/17
65481	BNP Paribas Arbit Issu B.V. - HSI R Bull CBBC Sep 2011 K	2010/11/16	2010/11/17
65575	CC Rabobank B.A. - HSI R Bull CBBC Apr 2011 L	2010/11/16	2010/11/17
65576	CC Rabobank B.A. - HSI R Bull CBBC Apr 2011 M	2010/11/16	2010/11/17
64792	Credit Suisse AG - A50 China R Bull CBBC Feb 2011 C	2010/11/16	2010/11/17
65360	Credit Suisse AG - HSI R Bull CBBC Apr 2011 R	2010/11/16	2010/11/17
65517	Credit Suisse AG - HSI R Bull CBBC Apr 2011 T	2010/11/16	2010/11/17
65887	Credit Suisse AG - HSI R Bull CBBC Jun 2011 G	2010/11/16	2010/11/17
65459	Credit Suisse AG - HSI R Bull CBBC May 2011 C	2010/11/16	2010/11/17
65521	Credit Suisse AG - HSI R Bull CBBC May 2011 D	2010/11/16	2010/11/17
65763	Credit Suisse AG - HSI R Bull CBBC May 2011 L	2010/11/16	2010/11/17
65897	Deutsche Bank AG - HSI R Bull CBBC Apr 2011 K	2010/11/16	2010/11/17
65895	Deutsche Bank AG - HSI R Bull CBBC Apr 2011 L	2010/11/16	2010/11/17
65434	Deutsche Bank AG - HSI R Bull CBBC Apr 2011 U	2010/11/16	2010/11/17
65490	Deutsche Bank AG - HSI R Bull CBBC Apr 2011 V	2010/11/16	2010/11/17
65614	Deutsche Bank AG - HSI R Bull CBBC Feb 2011 N	2010/11/16	2010/11/17
65890	Deutsche Bank AG - HSI R Bull CBBC Mar 2011 Q	2010/11/16	2010/11/17
65432	Deutsche Bank AG - HSI R Bull CBBC Mar 2011 S	2010/11/16	2010/11/17
65365	Deutsche Bank AG - HSI R Bull CBBC Mar 2011 U	2010/11/16	2010/11/17
65889	Deutsche Bank AG - HSI R Bull CBBC Mar 2011 Z	2010/11/16	2010/11/17

**List of expired CBBC, 2010 (continued)**

Code	CBBC	Last trading date	Delisted date
65900	Deutsche Bank AG - HSI R Bull CBBC Oct 2011 C	2010/11/16	2010/11/17
65658	Goldman Sachs SP (Asia) - HSI R Bull CBBC May 2011 E	2010/11/16	2010/11/17
64948	HK Bank - A50 R Bull CBBC May 2011 B	2010/11/16	2010/11/17
65509	HK Bank - HSI R Bull CBBC Jun 2011 G	2010/11/16	2010/11/17
65851	HK Bank - Sinopec Corp R Bull CBBC Jun 2011 C	2010/11/16	2010/11/17
65495	J P Morgan SP BV - HSI R Bull CBBC Feb 2011 E	2010/11/16	2010/11/17
65494	J P Morgan SP BV - HSI R Bull CBBC Feb 2011 Z	2010/11/16	2010/11/17
65468	KBC Fin Products Int'l Ltd. - HSI R Bull CBBC Feb 2011 C	2010/11/16	2010/11/17
65869	KBC Fin Products Int'l Ltd. - HSI R Bull CBBC Mar 2011 J	2010/11/16	2010/11/17
65397	KBC Fin Products Int'l Ltd. - HSI R Bull CBBC Mar 2011 V	2010/11/16	2010/11/17
65469	KBC Fin Products Int'l Ltd. - HSI R Bull CBBC Mar 2011 W	2010/11/16	2010/11/17
65746	Merrill Lynch Int'l & Co. C.V. - HSI R Bull CBBC May 2011 A	2010/11/16	2010/11/17
65403	SGA Societe Generale Acceptance N.V. -A50 R Bull CBBC Apr11C	2010/11/16	2010/11/17
65401	SGA Societe Generale Acceptance N.V. -HSI R Bull CBBC Mar11J	2010/11/16	2010/11/17
65422	SGA Societe Generale Acceptance N.V. -HSI R Bull CBBC Mar11K	2010/11/16	2010/11/17
65423	SGA Societe Generale Acceptance N.V. -HSI R Bull CBBC Mar11L	2010/11/16	2010/11/17
65424	SGA Societe Generale Acceptance N.V. -HSI R Bull CBBC Mar11M	2010/11/16	2010/11/17
65426	SGA Societe Generale Acceptance N.V. -HSI R Bull CBBC Mar11N	2010/11/16	2010/11/17
64990	UBS AG - A50 China R Bull CBBC Feb 2011 F	2010/11/16	2010/11/17
65330	UBS AG - China Life R Bull CBBC Mar 2011 F	2010/11/16	2010/11/17
65906	UBS AG - China Life R Bull CBBC Mar 2011 G	2010/11/16	2010/11/17
65909	UBS AG - HSI R Bull CBBC Apr 2011 D	2010/11/16	2010/11/17
65605	UBS AG - HSI R Bull CBBC Apr 2011 W	2010/11/16	2010/11/17
65435	UBS AG - HSI R Bull CBBC Feb 2011 J	2010/11/16	2010/11/17
65377	UBS AG - HSI R Bull CBBC Feb 2011 R	2010/11/16	2010/11/17
65603	UBS AG - HSI R Bull CBBC Mar 2011 B	2010/11/16	2010/11/17
65437	UBS AG - HSI R Bull CBBC Mar 2011 E	2010/11/16	2010/11/17
65553	BNP Paribas Arbit Issu B.V. - HSI R Bull CBBC Dec 2011 A	2010/11/17	2010/11/18
65157	BNP Paribas Arbit Issu B.V. - HSI R Bull CBBC Oct 2011 I	2010/11/17	2010/11/18
65482	BNP Paribas Arbit Issu B.V. - HSI R Bull CBBC Oct 2011 N	2010/11/17	2010/11/18
65480	BNP Paribas Arbit Issu B.V. - HSI R Bull CBBC Sep 2011 J	2010/11/17	2010/11/18
65567	CC Rabobank B.A. - HSI R Bull CBBC Apr 2011 K	2010/11/17	2010/11/18
65522	Credit Suisse AG - HKEx R Bull CBBC Mar 2011 F	2010/11/17	2010/11/18
65195	Credit Suisse AG - HSI R Bull CBBC Apr 2011 M	2010/11/17	2010/11/18
65301	Credit Suisse AG - HSI R Bull CBBC Apr 2011 P	2010/11/17	2010/11/18
65940	Credit Suisse AG - HSI R Bull CBBC Jul 2011 A	2010/11/17	2010/11/18
65917	Credit Suisse AG - HSI R Bull CBBC Jun 2011 H	2010/11/17	2010/11/18
65918	Credit Suisse AG - HSI R Bull CBBC Jun 2011 I	2010/11/17	2010/11/18
65919	Credit Suisse AG - HSI R Bull CBBC Jun 2011 J	2010/11/17	2010/11/18
65920	Credit Suisse AG - HSI R Bull CBBC Jun 2011 K	2010/11/17	2010/11/18
65361	Credit Suisse AG - HSI R Bull CBBC May 2011 B	2010/11/17	2010/11/18
65017	Credit Suisse AG - TCH R Bull CBBC Feb 2011 E	2010/11/17	2010/11/18
65180	Deutsche Bank AG - A50 China R Bull CBBC Apr 2011 A	2010/11/17	2010/11/18
65076	Deutsche Bank AG - HSCEI R Bull CBBC Apr 2011 A	2010/11/17	2010/11/18
65368	Deutsche Bank AG - HSI R Bull CBBC Apr 2011 R	2010/11/17	2010/11/18
65433	Deutsche Bank AG - HSI R Bull CBBC Apr 2011 T	2010/11/17	2010/11/18
65951	Deutsche Bank AG - HSI R Bull CBBC Aug 2011 I	2010/11/17	2010/11/18
65196	Deutsche Bank AG - HSI R Bull CBBC Mar 2011 W	2010/11/17	2010/11/18
65197	Deutsche Bank AG - HSI R Bull CBBC Mar 2011 X	2010/11/17	2010/11/18
65898	Deutsche Bank AG - HSI R Bull CBBC May 2011 O	2010/11/17	2010/11/18
65953	Deutsche Bank AG - HSI R Bull CBBC Sep 2011 E	2010/11/17	2010/11/18
65352	Goldman Sachs SP (Asia) - HSI R Bull CBBC May 2011 C	2010/11/17	2010/11/18
65353	Goldman Sachs SP (Asia) - HSI R Bull CBBC May 2011 D	2010/11/17	2010/11/18
65928	HK Bank - CC Bank R Bull CBBC Jul 2011 A	2010/11/17	2010/11/18
65853	HK Bank - China Shenhua R Bull CBBC May 2011 C	2010/11/17	2010/11/18
65502	HK Bank - HSI R Bull CBBC Jun 2011 F	2010/11/17	2010/11/18
65249	J P Morgan SP BV - HSI R Bull CBBC Feb 2011 V	2010/11/17	2010/11/18
65314	J P Morgan SP BV - HSI R Bull CBBC Feb 2011 W	2010/11/17	2010/11/18
65323	J P Morgan SP BV - HSI R Bull CBBC Feb 2011 X	2010/11/17	2010/11/18
65471	KBC Fin Products Int'l Ltd. - HSI R Bull CBBC Apr 2011 H	2010/11/17	2010/11/18
65198	KBC Fin Products Int'l Ltd. - HSI R Bull CBBC Feb 2011 W	2010/11/17	2010/11/18
65199	KBC Fin Products Int'l Ltd. - HSI R Bull CBBC Mar 2011 P	2010/11/17	2010/11/18
65539	Macquarie Bank Ltd. - HSI R Bull CBBC Mar 2011 B	2010/11/17	2010/11/18
65745	Merrill Lynch Int'l & Co. C.V. - HSI R Bull CBBC Mar 2011 C	2010/11/17	2010/11/18
65346	RB of Scotland N.V. - HSCEI R Bull CBBC Mar 2011 E	2010/11/17	2010/11/18
65201	SGA Societe Generale Acceptance N.V. -HSI R Bull CBBC Feb11M	2010/11/17	2010/11/18
65292	SGA Societe Generale Acceptance N.V. -HSI R Bull CBBC Feb11O	2010/11/17	2010/11/18
65293	SGA Societe Generale Acceptance N.V. -HSI R Bull CBBC Mar11H	2010/11/17	2010/11/18
65299	SGA Societe Generale Acceptance N.V. -HSI R Bull CBBC Mar11I	2010/11/17	2010/11/18
65740	SGA Societe Generale Acceptance N.V.- TCH R Bull CBBC May11A	2010/11/17	2010/11/18
65715	SGA Societe Generale Acceptance N.V.-CMob R Bull CBBC May11B	2010/11/17	2010/11/18
65100	SGA Societe Generale Acceptance NV -HSCEI R Bull CBBC Apr11B	2010/11/17	2010/11/18
65390	UBS AG - CC Bank R Bull CBBC Mar 2011 A	2010/11/17	2010/11/18
63083	UBS AG - COVS R Bull CBBC Dec 2010 A	2010/11/17	2010/11/18
65597	UBS AG - HKEx R Bull CBBC Mar 2011 H	2010/11/17	2010/11/18
65601	UBS AG - HSCEI R Bull CBBC Mar 2011 G	2010/11/17	2010/11/18
65246	UBS AG - HSI R Bull CBBC Feb 2011 C	2010/11/17	2010/11/18
65200	UBS AG - HSI R Bull CBBC Feb 2011 H	2010/11/17	2010/11/18
65389	UBS AG - HSI R Bull CBBC Mar 2011 D	2010/11/17	2010/11/18
65324	UBS AG - HSI R Bull CBBC Mar 2011 P	2010/11/17	2010/11/18
65610	UBS AG - HSI R Bull CBBC May 2011 B	2010/11/17	2010/11/18
65884	UBS AG - Hutchison R Bull CBBC Mar 2011 C	2010/11/17	2010/11/18
64872	UBS AG - TCH R Bull CBBC Feb 2011 E	2010/11/17	2010/11/18
65958	Deutsche Bank AG - China Life R Bull CBBC Mar 2011 I	2010/11/18	2010/11/19
62879	RB of Scotland N.V. - Nikkei 225 R Bear CBBC Dec 2010 A	2010/11/18	2010/11/19
65707	SGA Societe Generale Acceptance N.V-CK(H) R Bull CBBC May11B	2010/11/18	2010/11/19
65737	SGA Societe Generale Acceptance N.V-SHK P R Bull CBBC May11B	2010/11/18	2010/11/19



## List of expired CBBC, 2010 (continued)

Code	CBBC	Last trading date	Delisted date
65964	UBS AG - HSI R Bull CBBC May 2011 F	2010/11/18	2010/11/19
61901	Credit Suisse AG - A50 China R Bull CBBC Nov 2010 A	2010/11/19	2010/11/23
62378	Credit Suisse AG - China Mobile R Bear CBBC Nov 2010 B	2010/11/19	2010/11/23
61970	Credit Suisse AG - China Mobile R Bull CBBC Nov 2010 A	2010/11/19	2010/11/23
65984	Credit Suisse AG - HSI R Bull CBBC May 2011 Q	2010/11/19	2010/11/22
62524	Credit Suisse AG - TCH R Bull CBBC Nov 2010 A	2010/11/19	2010/11/23
62461	Deutsche Bank AG - CNOOC R Bull CBBC Nov 2010 A	2010/11/19	2010/11/23
62462	Deutsche Bank AG - HKEx R Bull CBBC Nov 2010 B	2010/11/19	2010/11/23
65985	Deutsche Bank AG - HSI R Bull CBBC Apr 2011 F	2010/11/19	2010/11/22
65974	Deutsche Bank AG - HSI R Bull CBBC Apr 2011 G	2010/11/19	2010/11/22
65978	Deutsche Bank AG - HSI R Bull CBBC Mar 2011 H	2010/11/19	2010/11/22
63248	RB of Scotland N.V. - BOCL R Bull CBBC Nov 2010 A	2010/11/19	2010/11/23
63064	RB of Scotland N.V. - China Mobile R Bull CBBC Nov 2010 A	2010/11/19	2010/11/23
65999	RB of Scotland N.V. - HSI R Bull CBBC Mar 2011 F	2010/11/19	2010/11/22
66001	RB of Scotland N.V. - HSI R Bull CBBC Mar 2011 G	2010/11/19	2010/11/22
63075	RB of Scotland N.V. - ICBC R Bull CBBC Nov 2010 A	2010/11/19	2010/11/23
62176	UBS AG - HSBC R Bull CBBC Nov 2010 D	2010/11/19	2010/11/23
63053	UBS AG - HSBC R Bull CBBC Nov 2010 H	2010/11/19	2010/11/23
65975	UBS AG - HSI R Bull CBBC Feb 2011 L	2010/11/19	2010/11/22
65991	UBS AG - HSI R Bull CBBC Feb 2011 Y	2010/11/19	2010/11/22
62671	UBS AG - ICBC R Bull CBBC Nov 2010 D	2010/11/19	2010/11/23
62338	UBS AG - Sinopec Corp R Bull CBBC Nov 2010 B	2010/11/19	2010/11/23
62508	UBS AG - TCH R Bull CBBC Nov 2010 K	2010/11/19	2010/11/23
62950	UBS AG - TCH R Bull CBBC Nov 2010 O	2010/11/19	2010/11/23
66022	Credit Suisse AG - HSI R Bull CBBC May 2011 S	2010/11/22	2010/11/23
66027	Deutsche Bank AG - HSI R Bull CBBC Feb 2011 F	2010/11/22	2010/11/23
66014	SGA Societe Generale Acceptance N.V. -HSI R Bull CBBC Mar11W	2010/11/22	2010/11/23
66023	UBS AG - HSI R Bull CBBC Feb 2011 E	2010/11/22	2010/11/23
65483	BNP Paribas Arbit Issu B.V. - HSI R Bull CBBC Nov 2011 F	2010/11/23	2010/11/24
66011	BNP Paribas Arbit Issu B.V. - HSI R Bull CBBC Nov 2011 K	2010/11/23	2010/11/24
66012	BNP Paribas Arbit Issu B.V. - HSI R Bull CBBC Nov 2011 L	2010/11/23	2010/11/24
64841	Credit Suisse AG - A50 China R Bull CBBC Feb 2011 E	2010/11/23	2010/11/24
65237	Credit Suisse AG - HSI R Bull CBBC Apr 2011 N	2010/11/23	2010/11/24
65260	Credit Suisse AG - HSI R Bull CBBC Apr 2011 O	2010/11/23	2010/11/24
65359	Credit Suisse AG - HSI R Bull CBBC Apr 2011 Q	2010/11/23	2010/11/24
66073	Credit Suisse AG - HSI R Bull CBBC Apr 2011 Z	2010/11/23	2010/11/24
65303	Credit Suisse AG - HSI R Bull CBBC May 2011 A	2010/11/23	2010/11/24
65987	Credit Suisse AG - HSI R Bull CBBC May 2011 R	2010/11/23	2010/11/24
66060	Credit Suisse AG - HSI R Bull CBBC May 2011 T	2010/11/23	2010/11/24
65308	Deutsche Bank AG - HSI R Bull CBBC Apr 2011 N	2010/11/23	2010/11/24
65367	Deutsche Bank AG - HSI R Bull CBBC Apr 2011 Q	2010/11/23	2010/11/24
65947	Deutsche Bank AG - HSI R Bull CBBC Aug 2011 H	2010/11/23	2010/11/24
66070	Deutsche Bank AG - HSI R Bull CBBC Feb 2011 A	2010/11/23	2010/11/24
66078	Deutsche Bank AG - HSI R Bull CBBC Feb 2011 T	2010/11/23	2010/11/24
66071	Deutsche Bank AG - HSI R Bull CBBC Feb 2011 V	2010/11/23	2010/11/24
66074	Deutsche Bank AG - HSI R Bull CBBC Feb 2011 Y	2010/11/23	2010/11/24
65265	Deutsche Bank AG - HSI R Bull CBBC Mar 2011 I	2010/11/23	2010/11/24
65266	Deutsche Bank AG - HSI R Bull CBBC Mar 2011 M	2010/11/23	2010/11/24
65347	Goldman Sachs SP (Asia) - HSI R Bull CBBC May 2011 B	2010/11/23	2010/11/24
64947	HK Bank - A50 R Bull CBBC May 2011 A	2010/11/23	2010/11/24
65493	J P Morgan SP BV - HSI R Bull CBBC Feb 2011 Y	2010/11/23	2010/11/24
66092	KBC Fin Products Int'l Ltd. - HSI R Bull CBBC Mar 2011 G	2010/11/23	2010/11/24
65282	KBC Fin Products Int'l Ltd. - HSI R Bull CBBC Mar 2011 S	2010/11/23	2010/11/24
66059	KBC Fin Products Int'l Ltd. - HSI R Bull CBBC Mar 2011 T	2010/11/23	2010/11/24
65345	RB of Scotland N.V. - HSCEI R Bull CBBC Mar 2011 D	2010/11/23	2010/11/24
65998	RB of Scotland N.V. - HSI R Bull CBBC Mar 2011 E	2010/11/23	2010/11/24
65402	SGA Societe Generale Acceptance N.V. -A50 R Bull CBBC Apr11B	2010/11/23	2010/11/24
65268	SGA Societe Generale Acceptance N.V. -HSI R Bull CBBC Feb11L	2010/11/23	2010/11/24
65291	SGA Societe Generale Acceptance N.V. -HSI R Bull CBBC Feb11P	2010/11/23	2010/11/24
65267	SGA Societe Generale Acceptance N.V. -HSI R Bull CBBC Mar11E	2010/11/23	2010/11/24
65706	SGA Societe Generale Acceptance N.V.-CK(H) R Bull CBBC May11A	2010/11/23	2010/11/24
65736	SGA Societe Generale Acceptance N.V.-SHK P R Bull CBBC May11A	2010/11/23	2010/11/24
64822	UBS AG - A50 China R Bull CBBC Feb 2011 E	2010/11/23	2010/11/24
65097	UBS AG - HSCEI R Bull CBBC Feb 2011 G	2010/11/23	2010/11/24
66091	UBS AG - HSI R Bull CBBC Apr 2011 L	2010/11/23	2010/11/24
65992	UBS AG - HSI R Bull CBBC Feb 2011 M	2010/11/23	2010/11/24
66086	UBS AG - HSI R Bull CBBC Feb 2011 R	2010/11/23	2010/11/24
65256	UBS AG - HSI R Bull CBBC Mar 2011 K	2010/11/23	2010/11/24
66039	UBS AG - HSI R Bull CBBC Mar 2011 M	2010/11/23	2010/11/24
66089	UBS AG - HSI R Bull CBBC Mar 2011 Q	2010/11/23	2010/11/24
64473	Credit Suisse AG - HSBC R Bull CBBC Jan 2011 D	2010/11/24	2010/11/25
66118	Credit Suisse AG - HSI R Bull CBBC Apr 2011 J	2010/11/24	2010/11/25
66154	Credit Suisse AG - TCH R Bear CBBC Mar 2011 H	2010/11/24	2010/11/25
66145	Deutsche Bank AG - HSI R Bull CBBC Apr 2011 A	2010/11/24	2010/11/25
66135	Deutsche Bank AG - HSI R Bull CBBC Feb 2011 E	2010/11/24	2010/11/25
66151	Deutsche Bank AG - HSI R Bull CBBC May 2011 Q	2010/11/24	2010/11/25
66199	Deutsche Bank AG - HSI R Bull CBBC May 2011 R	2010/11/24	2010/11/25
66188	J P Morgan SP BV - HSI R Bull CBBC Feb 2011 S	2010/11/24	2010/11/25
66209	KBC Fin Products Int'l Ltd. - HSI R Bull CBBC Mar 2011 X	2010/11/24	2010/11/25
66136	SGA Societe Generale Acceptance N.V. -HSI R Bull CBBC Mar11D	2010/11/24	2010/11/25
66119	SGA Societe Generale Acceptance N.V. -HSI R Bull CBBC Mar11X	2010/11/24	2010/11/25
65729	SGA Societe Generale Acceptance N.V.-HSBC R Bull CBBC May11A	2010/11/24	2010/11/25
65598	UBS AG - HSBC R Bull CBBC Feb 2011 C	2010/11/24	2010/11/25
66139	UBS AG - HSI R Bull CBBC Feb 2011 J	2010/11/24	2010/11/25
66143	UBS AG - HSI R Bull CBBC Mar 2011 E	2010/11/24	2010/11/25
66238	Credit Suisse AG - HSI R Bull CBBC May 2011 U	2010/11/25	2010/11/26
66239	Credit Suisse AG - TCH R Bull CBBC Mar 2011 I	2010/11/25	2010/11/26

## List of expired CBBC, 2010 (continued)

Code	CBBC	Last trading date	Delisted date
66194	Deutsche Bank AG - HSI R Bear CBBC Mar 2011 Y	2010/11/25	2010/11/26
66243	Deutsche Bank AG - HSI R Bull CBBC May 2011 T	2010/11/25	2010/11/26
66256	KBC Fin Products Int'l Ltd. - HSI R Bull CBBC Mar 2011 V	2010/11/25	2010/11/26
66255	RB of Scotland N.V. - HSCEI R Bull CBBC Mar 2011 H	2010/11/25	2010/11/26
66244	SGA Societe Generale Acceptance N.V. -HSI R Bull CBBC Feb11M	2010/11/25	2010/11/26
66220	SGA Societe Generale Acceptance N.V. -HSI R Bull CBBC Feb11O	2010/11/25	2010/11/26
66245	SGA Societe Generale Acceptance N.V. -HSI R Bull CBBC Mar11F	2010/11/25	2010/11/26
66251	UBS AG - HSI R Bull CBBC Apr 2011 D	2010/11/25	2010/11/26
66249	UBS AG - HSI R Bull CBBC Mar 2011 D	2010/11/25	2010/11/26
62174	Barclays Bank plc - HSI R Bull CBBC Nov 2010 L	2010/11/26	2010/11/30
62175	Barclays Bank plc - HSI R Bull CBBC Nov 2010 M	2010/11/26	2010/11/30
62722	Barclays Bank plc - HSI R Bull CBBC Nov 2010 N	2010/11/26	2010/11/30
62296	BNP Paribas Arbit Issu B.V. - HSI R Bull CBBC Nov 2010 G	2010/11/26	2010/11/30
62298	BNP Paribas Arbit Issu B.V. - HSI R Bull CBBC Nov 2010 H	2010/11/26	2010/11/30
62430	BNP Paribas Arbit Issu B.V. - HSI R Bull CBBC Nov 2010 J	2010/11/26	2010/11/30
62431	BNP Paribas Arbit Issu B.V. - HSI R Bull CBBC Nov 2010 K	2010/11/26	2010/11/30
62627	BNP Paribas Arbit Issu B.V. - HSI R Bull CBBC Nov 2010 L	2010/11/26	2010/11/30
64768	BNP Paribas Arbit Issu B.V. - HSI R Bull CBBC Sep 2011 E	2010/11/26	2010/11/29
63363	BOCI Asia Ltd. - HSI R Bull CBBC Nov 2010 A	2010/11/26	2010/11/30
64777	CC Rabobank B.A. - HSI R Bull CBBC Apr 2011 F	2010/11/26	2010/11/29
62329	CC Rabobank B.A. - HSI R Bull CBBC Nov 2010 A	2010/11/26	2010/11/30
62341	CC Rabobank B.A. - HSI R Bull CBBC Nov 2010 B	2010/11/26	2010/11/30
62468	CC Rabobank B.A. - HSI R Bull CBBC Nov 2010 H	2010/11/26	2010/11/30
62469	CC Rabobank B.A. - HSI R Bull CBBC Nov 2010 I	2010/11/26	2010/11/30
62484	CC Rabobank B.A. - HSI R Bull CBBC Nov 2010 M	2010/11/26	2010/11/30
62485	CC Rabobank B.A. - HSI R Bull CBBC Nov 2010 N	2010/11/26	2010/11/30
62553	CC Rabobank B.A. - HSI R Bull CBBC Nov 2010 O	2010/11/26	2010/11/30
62572	CC Rabobank B.A. - HSI R Bull CBBC Nov 2010 Q	2010/11/26	2010/11/30
62573	CC Rabobank B.A. - HSI R Bull CBBC Nov 2010 R	2010/11/26	2010/11/30
62574	CC Rabobank B.A. - HSI R Bull CBBC Nov 2010 S	2010/11/26	2010/11/30
62623	CC Rabobank B.A. - HSI R Bull CBBC Nov 2010 V	2010/11/26	2010/11/30
66265	Credit Suisse AG - A50 China R Bear CBBC Apr 2011 B	2010/11/26	2010/11/29
64801	Credit Suisse AG - HSI R Bull CBBC Apr 2011 B	2010/11/26	2010/11/29
64648	Credit Suisse AG - HSI R Bull CBBC Jan 2011 H	2010/11/26	2010/11/29
66260	Credit Suisse AG - HSI R Bull CBBC Jun 2011 L	2010/11/26	2010/11/29
60740	Credit Suisse AG - HSI R Bull CBBC Nov 2010 A	2010/11/26	2010/11/30
61815	Credit Suisse AG - HSI R Bull CBBC Nov 2010 H	2010/11/26	2010/11/30
61904	Credit Suisse AG - HSI R Bull CBBC Nov 2010 J	2010/11/26	2010/11/30
61963	Credit Suisse AG - HSI R Bull CBBC Nov 2010 K	2010/11/26	2010/11/30
61965	Credit Suisse AG - HSI R Bull CBBC Nov 2010 L	2010/11/26	2010/11/30
62373	Credit Suisse AG - HSI R Bull CBBC Nov 2010 N	2010/11/26	2010/11/30
62451	Credit Suisse AG - HSI R Bull CBBC Nov 2010 P	2010/11/26	2010/11/30
62472	Credit Suisse AG - HSI R Bull CBBC Nov 2010 Q	2010/11/26	2010/11/30
62545	Credit Suisse AG - HSI R Bull CBBC Nov 2010 R	2010/11/26	2010/11/30
64663	Deutsche Bank AG - HSI R Bull CBBC Feb 2011 O	2010/11/26	2010/11/29
63695	Deutsche Bank AG - HSI R Bull CBBC Nov 2010 E	2010/11/26	2010/11/30
62436	Deutsche Bank AG - HSI R Bull CBBC Nov 2010 H	2010/11/26	2010/11/30
62956	Deutsche Bank AG - HSI R Bull CBBC Nov 2010 I	2010/11/26	2010/11/30
62506	Deutsche Bank AG - HSI R Bull CBBC Nov 2010 K	2010/11/26	2010/11/30
62013	Deutsche Bank AG - HSI R Bull CBBC Nov 2010 M	2010/11/26	2010/11/30
62014	Deutsche Bank AG - HSI R Bull CBBC Nov 2010 N	2010/11/26	2010/11/30
62507	Deutsche Bank AG - HSI R Bull CBBC Nov 2010 O	2010/11/26	2010/11/30
63173	Deutsche Bank AG - HSI R Bull CBBC Nov 2010 R	2010/11/26	2010/11/30
63694	Deutsche Bank AG - HSI R Bull CBBC Nov 2010 S	2010/11/26	2010/11/30
62957	Deutsche Bank AG - HSI R Bull CBBC Nov 2010 T	2010/11/26	2010/11/30
63316	Deutsche Bank AG - HSI R Bull CBBC Nov 2010 V	2010/11/26	2010/11/30
62240	Deutsche Bank AG - HSI R Bull CBBC Nov 2010 Y	2010/11/26	2010/11/30
62286	Deutsche Bank AG - HSI R Bull CBBC Nov 2010 Z	2010/11/26	2010/11/30
62290	Goldman Sachs SP (Asia) - HSI R Bull CBBC Nov 2010 C	2010/11/26	2010/11/30
65849	HK Bank - China Life R Bull CBBC Jun 2011 A	2010/11/26	2010/11/29
64906	HK Bank - HSI R Bull CBBC Apr 2011 D	2010/11/26	2010/11/29
61975	HK Bank - HSI R Bull CBBC Nov 2010 A	2010/11/26	2010/11/30
61976	HK Bank - HSI R Bull CBBC Nov 2010 B	2010/11/26	2010/11/30
61977	HK Bank - HSI R Bull CBBC Nov 2010 C	2010/11/26	2010/11/30
62578	HK Bank - HSI R Bull CBBC Nov 2010 F	2010/11/26	2010/11/30
62629	HK Bank - HSI R Bull CBBC Nov 2010 H	2010/11/26	2010/11/30
62630	HK Bank - HSI R Bull CBBC Nov 2010 I	2010/11/26	2010/11/30
64612	J P Morgan SP BV - HSI R Bull CBBC Jan 2011 J	2010/11/26	2010/11/29
62538	J P Morgan SP BV - HSI R Bull CBBC Nov 2010 A	2010/11/26	2010/11/30
62944	J P Morgan SP BV - HSI R Bull CBBC Nov 2010 F	2010/11/26	2010/11/30
62958	J P Morgan SP BV - HSI R Bull CBBC Nov 2010 H	2010/11/26	2010/11/30
62960	J P Morgan SP BV - HSI R Bull CBBC Nov 2010 I	2010/11/26	2010/11/30
62977	J P Morgan SP BV - HSI R Bull CBBC Nov 2010 J	2010/11/26	2010/11/30
63169	J P Morgan SP BV - HSI R Bull CBBC Nov 2010 V	2010/11/26	2010/11/30
63206	J P Morgan SP BV - HSI R Bull CBBC Nov 2010 W	2010/11/26	2010/11/30
67318	KBC Fin Products Int'l Ltd. - HSI R Bear CBBC Nov 2010 A	2010/11/26	2010/11/30
61511	KBC Fin Products Int'l Ltd. - HSI R Bear CBBC Nov 2010 C	2010/11/26	2010/11/30
64669	KBC Fin Products Int'l Ltd. - HSI R Bull CBBC Feb 2011 Q	2010/11/26	2010/11/29
62120	KBC Fin Products Int'l Ltd. - HSI R Bull CBBC Nov 2010 D	2010/11/26	2010/11/30
63016	KBC Fin Products Int'l Ltd. - HSI R Bull CBBC Nov 2010 P	2010/11/26	2010/11/30
63176	KBC Fin Products Int'l Ltd. - HSI R Bull CBBC Nov 2010 V	2010/11/26	2010/11/30
62999	Macquarie Bank Ltd. - HSI R Bull CBBC Nov 2010 B	2010/11/26	2010/11/30
63067	RB of Scotland N.V. - COVS R Bull CBBC Dec 2010 A	2010/11/26	2010/11/29
63245	RB of Scotland N.V. - HSCEI R Bull CBBC Nov 2010 B	2010/11/26	2010/11/30
65038	RB of Scotland N.V. - HSI R Bull CBBC Jan 2011 F	2010/11/26	2010/11/29
63189	RB of Scotland N.V. - HSI R Bull CBBC Nov 2010 E	2010/11/26	2010/11/30
63242	RB of Scotland N.V. - HSI R Bull CBBC Nov 2010 F	2010/11/26	2010/11/30

## List of expired CBBC, 2010 (continued)

Code	CBBC	Last trading date	Delisted date
63243	RB of Scotland N.V. - HSI R Bull CBBC Nov 2010 G	2010/11/26	2010/11/30
63250	SGA Societe Generale Acceptance N.V. -A50 R Bull CBBC Nov10A	2010/11/26	2010/11/30
64627	SGA Societe Generale Acceptance N.V. -HSI R Bull CBBC Jan11S	2010/11/26	2010/11/29
63174	SGA Societe Generale Acceptance N.V. -HSI R Bull CBBC Nov10K	2010/11/26	2010/11/30
65723	SGA Societe Generale Acceptance N.V. -HKEx R Bull CBBC May11B	2010/11/26	2010/11/29
62254	UBS AG - A50 China R Bull CBBC Nov 2010 G	2010/11/26	2010/11/30
62110	UBS AG - BOCL R Bull CBBC Nov 2010 A	2010/11/26	2010/11/30
62583	UBS AG - CCHC R Bull CBBC Nov 2010 A	2010/11/26	2010/11/30
62549	UBS AG - China Mobile R Bear CBBC Nov 2010 G	2010/11/26	2010/11/30
62140	UBS AG - China Mobile R Bull CBBC Nov 2010 D	2010/11/26	2010/11/30
62060	UBS AG - COVS R Bull CBBC Nov 2010 A	2010/11/26	2010/11/30
61989	UBS AG - HKEx R Bull CBBC Nov 2010 C	2010/11/26	2010/11/30
61990	UBS AG - HSBC R Bull CBBC Nov 2010 A	2010/11/26	2010/11/30
62256	UBS AG - HSCEI R Bull CBBC Nov 2010 D	2010/11/26	2010/11/30
62340	UBS AG - HSCEI R Bull CBBC Nov 2010 E	2010/11/26	2010/11/30
62584	UBS AG - HSCEI R Bull CBBC Nov 2010 F	2010/11/26	2010/11/30
64815	UBS AG - HSI R Bull CBBC Apr 2011 K	2010/11/26	2010/11/29
64683	UBS AG - HSI R Bull CBBC Feb 2011 W	2010/11/26	2010/11/29
60638	UBS AG - HSI R Bull CBBC Nov 2010 A	2010/11/26	2010/11/30
62135	UBS AG - HSI R Bull CBBC Nov 2010 B	2010/11/26	2010/11/30
62460	UBS AG - HSI R Bull CBBC Nov 2010 E	2010/11/26	2010/11/30
62489	UBS AG - HSI R Bull CBBC Nov 2010 G	2010/11/26	2010/11/30
62258	UBS AG - HSI R Bull CBBC Nov 2010 H	2010/11/26	2010/11/30
62494	UBS AG - HSI R Bull CBBC Nov 2010 J	2010/11/26	2010/11/30
62934	UBS AG - HSI R Bull CBBC Nov 2010 K	2010/11/26	2010/11/30
62325	UBS AG - HSI R Bull CBBC Nov 2010 P	2010/11/26	2010/11/30
62326	UBS AG - HSI R Bull CBBC Nov 2010 Q	2010/11/26	2010/11/30
62953	UBS AG - HSI R Bull CBBC Nov 2010 V	2010/11/26	2010/11/30
63177	UBS AG - HSI R Bull CBBC Nov 2010 W	2010/11/26	2010/11/30
62423	UBS AG - HSI R Bull CBBC Nov 2010 X	2010/11/26	2010/11/30
62251	UBS AG - ICBC R Bull CBBC Nov 2010 A	2010/11/26	2010/11/30
62065	UBS AG - Ping An R Bull CBBC Nov 2010 A	2010/11/26	2010/11/30
66295	Credit Suisse AG - HSI R Bull CBBC May 2011 V	2010/11/29	2010/11/30
65758	Credit Suisse AG - Hutchison R Bull CBBC Mar 2011 A	2010/11/29	2010/11/30
66301	J P Morgan SP BV - HSI R Bull CBBC Mar 2011 D	2010/11/29	2010/11/30
66302	J P Morgan SP BV - HSI R Bull CBBC Mar 2011 E	2010/11/29	2010/11/30
66326	Credit Suisse AG - CK(H) R Bear CBBC Apr 2011 B	2010/11/30	2010/12/01
66325	Credit Suisse AG - HSI R Bear CBBC Apr 2011 C	2010/11/30	2010/12/01
66324	Credit Suisse AG - HSI R Bear CBBC Mar 2011 X	2010/11/30	2010/12/01
66315	Credit Suisse AG - HSI R Bull CBBC Apr 2011 L	2010/11/30	2010/12/01
66327	Credit Suisse AG - SHK Ppt R Bear CBBC Apr 2011 B	2010/11/30	2010/12/01
66337	Deutsche Bank AG - HSI R Bear CBBC Apr 2011 U	2010/11/30	2010/12/01
66322	Deutsche Bank AG - HSI R Bear CBBC Jun 2011 L	2010/11/30	2010/12/01
66305	Deutsche Bank AG - HSI R Bull CBBC Mar 2011 E	2010/11/30	2010/12/01
66318	Deutsche Bank AG - HSI R Bull CBBC Mar 2011 Z	2010/11/30	2010/12/01
66306	Deutsche Bank AG - HSI R Bull CBBC May 2011 U	2010/11/30	2010/12/01
66339	J P Morgan SP BV - HSI R Bear CBBC Mar 2011 F	2010/11/30	2010/12/01
66331	KBC Fin Products Int'l Ltd. - HSI R Bear CBBC Apr 2011 V	2010/11/30	2010/12/01
66329	KBC Fin Products Int'l Ltd. - HSI R Bear CBBC Mar 2011 J	2010/11/30	2010/12/01
64242	UBS AG - HSBC R Bull CBBC Jan 2011 A	2010/11/30	2010/12/01
66344	UBS AG - HSI R Bear CBBC Mar 2011 M	2010/11/30	2010/12/01
66346	UBS AG - HSI R Bear CBBC May 2011 O	2010/11/30	2010/12/01
66314	UBS AG - HSI R Bull CBBC Apr 2011 L	2010/11/30	2010/12/01
66316	UBS AG - HSI R Bull CBBC Mar 2011 Q	2010/11/30	2010/12/01
66365	Credit Suisse AG - HSI R Bear CBBC Apr 2011 X	2010/12/01	2010/12/02
66155	Credit Suisse AG - HSI R Bear CBBC Mar 2011 V	2010/12/01	2010/12/02
66370	Credit Suisse AG - HSI R Bull CBBC May 2011 W	2010/12/01	2010/12/02
66363	Deutsche Bank AG - HSI R Bear CBBC Apr 2011 L	2010/12/01	2010/12/02
66234	Deutsche Bank AG - HSI R Bear CBBC Apr 2011 S	2010/12/01	2010/12/02
66373	Deutsche Bank AG - HSI R Bull CBBC Apr 2011 K	2010/12/01	2010/12/02
66359	HK Bank - HSI R Bear CBBC May 2011 D	2010/12/01	2010/12/02
66190	J P Morgan SP BV - HSI R Bear CBBC Feb 2011 R	2010/12/01	2010/12/02
66340	J P Morgan SP BV - HSI R Bear CBBC Mar 2011 G	2010/12/01	2010/12/02
66367	J P Morgan SP BV - HSI R Bull CBBC Mar 2011 H	2010/12/01	2010/12/02
66332	KBC Fin Products Int'l Ltd. - HSI R Bear CBBC Apr 2011 W	2010/12/01	2010/12/02
66214	KBC Fin Products Int'l Ltd. - HSI R Bear CBBC Mar 2011 W	2010/12/01	2010/12/02
66221	SGA Societe Generale Acceptance N.V. -HSI R Bear CBBC Mar11B	2010/12/01	2010/12/02
66355	SGA Societe Generale Acceptance N.V. -HSI R Bear CBBC Mar11S	2010/12/01	2010/12/02
66354	SGA Societe Generale Acceptance N.V. -HSI R Bear CBBC Mar11T	2010/12/01	2010/12/02
66352	SGA Societe Generale Acceptance N.V. -HSI R Bear CBBC Mar11U	2010/12/01	2010/12/02
66350	SGA Societe Generale Acceptance N.V. -HSI R Bear CBBC Mar11V	2010/12/01	2010/12/02
66369	SGA Societe Generale Acceptance N.V. -HSI R Bull CBBC Mar11Q	2010/12/01	2010/12/02
66368	SGA Societe Generale Acceptance N.V. -HSI R Bull CBBC Mar11R	2010/12/01	2010/12/02
66168	UBS AG - HSI R Bear CBBC Mar 2011 B	2010/12/01	2010/12/02
66362	UBS AG - HSI R Bear CBBC Mar 2011 E	2010/12/01	2010/12/02
66375	UBS AG - HSI R Bear CBBC May 2011 P	2010/12/01	2010/12/02
66097	Credit Suisse AG - HKEx R Bear CBBC Mar 2011 H	2010/12/02	2010/12/03
66219	Credit Suisse AG - HSI R Bear CBBC Apr 2011 F	2010/12/02	2010/12/03
66387	Credit Suisse AG - HSI R Bear CBBC Mar 2011 H	2010/12/02	2010/12/03
66268	Credit Suisse AG - HSI R Bear CBBC Mar 2011 Y	2010/12/02	2010/12/03
66333	Deutsche Bank AG - HSCEI R Bear CBBC Apr 2011 C	2010/12/02	2010/12/03
66323	Deutsche Bank AG - HSI R Bear CBBC Jul 2011 L	2010/12/02	2010/12/03
66195	Deutsche Bank AG - HSI R Bear CBBC Mar 2011 V	2010/12/02	2010/12/03
66235	Deutsche Bank AG - HSI R Bear CBBC May 2011 S	2010/12/02	2010/12/03
66193	J P Morgan SP BV - HSI R Bear CBBC Feb 2011 M	2010/12/02	2010/12/03
66216	KBC Fin Products Int'l Ltd. - HSI R Bear CBBC Apr 2011 T	2010/12/02	2010/12/03
66222	SGA Societe Generale Acceptance N.V. -HSI R Bear CBBC Mar11A	2010/12/02	2010/12/03

## List of expired CBBC, 2010 (continued)

Code	CBBC	Last trading date	Delisted date
66223	SGA Societe Generale Acceptance N.V. -HSI R Bear CBBC Mar11G	2010/12/02	2010/12/03
66169	UBS AG - HSI R Bear CBBC Apr 2011 M	2010/12/02	2010/12/03
66236	UBS AG - HSI R Bear CBBC Mar 2011 P	2010/12/02	2010/12/03
66183	BNP Paribas Arbit Issu B.V. - HSI R Bear CBBC Mar 2011 D	2010/12/03	2010/12/06
66156	Credit Suisse AG - HSI R Bear CBBC Mar 2011 U	2010/12/03	2010/12/06
62778	Deutsche Bank AG - CC Bank R Bull CBBC Dec 2010 A	2010/12/03	2010/12/07
62396	Deutsche Bank AG - China Life R Bear CBBC Dec 2010 B	2010/12/03	2010/12/07
62221	Deutsche Bank AG - HSBC R Bull CBBC Dec 2010 A	2010/12/03	2010/12/07
66403	Deutsche Bank AG - HSI R Bear CBBC May 2011 X	2010/12/03	2010/12/06
66330	KBC Fin Products Int'l Ltd. - HSI R Bear CBBC Mar 2011 P	2010/12/03	2010/12/06
66406	RB of Scotland N.V. - HSI R Bear CBBC Mar 2011 K	2010/12/03	2010/12/06
66407	RB of Scotland N.V. - HSI R Bear CBBC Mar 2011 L	2010/12/03	2010/12/06
63811	RB of Scotland N.V. - Nikkei 225 R Bear CBBC Mar 2011 F	2010/12/03	2010/12/06
66138	SGA Societe Generale Acceptance N.V. -HSI R Bear CBBC Mar11C	2010/12/03	2010/12/06
62058	UBS AG - BankComm R Bull CBBC Dec 2010 A	2010/12/03	2010/12/07
62546	UBS AG - BOCL R Bull CBBC Dec 2010 A	2010/12/03	2010/12/07
62548	UBS AG - CC Bank R Bull CBBC Dec 2010 B	2010/12/03	2010/12/07
63134	UBS AG - China Tel R Bull CBBC Dec 2010 B	2010/12/03	2010/12/07
62061	UBS AG - CNOOC R Bull CBBC Dec 2010 C	2010/12/03	2010/12/07
62249	UBS AG - HKEx R Bull CBBC Dec 2010 B	2010/12/03	2010/12/07
62024	UBS AG - HSBC R Bear CBBC Dec 2010 C	2010/12/03	2010/12/07
63262	UBS AG - HSBC R Bull CBBC Dec 2010 E	2010/12/03	2010/12/07
66237	UBS AG - HSI R Bear CBBC Apr 2011 W	2010/12/03	2010/12/06
62064	UBS AG - Hutchison R Bull CBBC Dec 2010 A	2010/12/03	2010/12/07
62773	UBS AG - Jiangxi Copper R Bull CBBC Dec 2010 A	2010/12/03	2010/12/07
62111	UBS AG - SHK Ppt R Bull CBBC Dec 2010 A	2010/12/03	2010/12/07
62672	UBS AG - SHK Ppt R Bull CBBC Dec 2010 C	2010/12/03	2010/12/07
63560	UBS AG - Sinopec Corp R Bull CBBC Dec 2010 C	2010/12/03	2010/12/07
62511	UBS AG - TCH R Bull CBBC Dec 2010 D	2010/12/03	2010/12/07
63268	UBS AG - TCH R Bull CBBC Dec 2010 E	2010/12/03	2010/12/07
66429	BNP Paribas Arbit Issu B.V. - HSI R Bear CBBC Mar 2011 G	2010/12/06	2010/12/07
66430	BNP Paribas Arbit Issu B.V. - HSI R Bear CBBC Mar 2011 H	2010/12/06	2010/12/07
66427	Credit Suisse AG - HSI R Bear CBBC Mar 2011 J	2010/12/06	2010/12/07
66396	Deutsche Bank AG - HSI R Bull CBBC May 2011 W	2010/12/06	2010/12/07
66424	RB of Scotland N.V. - DJIA R Bear CBBC Mar 2011 H	2010/12/06	2010/12/07
66441	Credit Suisse AG - HSI R Bear CBBC Mar 2011 O	2010/12/07	2010/12/08
66446	Deutsche Bank AG - HSI R Bear CBBC Apr 2011 T	2010/12/07	2010/12/08
66445	Deutsche Bank AG - HSI R Bear CBBC Mar 2011 H	2010/12/07	2010/12/08
66439	Deutsche Bank AG - HSI R Bull CBBC Mar 2011 X	2010/12/07	2010/12/08
66389	J P Morgan SP BV - HSI R Bull CBBC Mar 2011 I	2010/12/07	2010/12/08
66447	KBC Fin Products Int'l Ltd. - HSI R Bear CBBC Apr 2011 Z	2010/12/07	2010/12/08
66391	SGA Societe Generale Acceptance N.V. -HSI R Bull CBBC Mar11O	2010/12/07	2010/12/08
66448	UBS AG - HSI R Bear CBBC Mar 2011 Q	2010/12/07	2010/12/08
66397	UBS AG - HSI R Bull CBBC May 2011 Q	2010/12/07	2010/12/08
66166	UBS AG - TCH R Bear CBBC Apr 2011 A	2010/12/07	2010/12/08
66470	Credit Suisse AG - HSI R Bear CBBC Mar 2011 X	2010/12/08	2010/12/09
66433	Credit Suisse AG - HSI R Bull CBBC Jun 2011 N	2010/12/08	2010/12/09
66471	Credit Suisse AG - HSI R Bull CBBC May 2011 X	2010/12/08	2010/12/09
66152	Credit Suisse AG - Hutchison R Bear CBBC Mar 2011 B	2010/12/08	2010/12/09
66464	Deutsche Bank AG - HSI R Bear CBBC Apr 2011 G	2010/12/08	2010/12/09
66463	Deutsche Bank AG - HSI R Bear CBBC Apr 2011 R	2010/12/08	2010/12/09
66481	Deutsche Bank AG - HSI R Bull CBBC Apr 2011 F	2010/12/08	2010/12/09
66474	J P Morgan SP BV - HSI R Bull CBBC Mar 2011 K	2010/12/08	2010/12/09
66477	KBC Fin Products Int'l Ltd. - HSI R Bear CBBC Mar 2011 T	2010/12/08	2010/12/09
63069	RB of Scotland N.V. - CNOOC R Bull CBBC Dec 2010 A	2010/12/08	2010/12/10
66390	SGA Societe Generale Acceptance N.V. -HSI R Bull CBBC Mar11P	2010/12/08	2010/12/09
65710	SGA Societe Generale Acceptance N.V.-CLife R Bull CBBC May11A	2010/12/08	2010/12/09
64986	UBS AG - China Life R Bull CBBC Mar 2011 B	2010/12/08	2010/12/09
65126	UBS AG - China Tel R Bull CBBC Feb 2011 A	2010/12/08	2010/12/09
66461	UBS AG - HSI R Bear CBBC Apr 2011 L	2010/12/08	2010/12/09
66460	UBS AG - HSI R Bear CBBC Mar 2011 M	2010/12/08	2010/12/09
66438	UBS AG - HSI R Bull CBBC Apr 2011 K	2010/12/08	2010/12/09
66392	UBS AG - HSI R Bull CBBC Mar 2011 D	2010/12/08	2010/12/09
66472	Credit Suisse AG - A50 China R Bull CBBC Mar 2011 G	2010/12/09	2010/12/10
66495	Credit Suisse AG - HSI R Bull CBBC May 2011 Z	2010/12/09	2010/12/10
66501	Deutsche Bank AG - HSI R Bull CBBC Apr 2011 Q	2010/12/09	2010/12/10
66489	Deutsche Bank AG - HSI R Bull CBBC Mar 2011 I	2010/12/09	2010/12/10
66502	J P Morgan SP BV - HSI R Bull CBBC Mar 2011 L	2010/12/09	2010/12/10
63461	RB of Scotland N.V. - COVS R Bear CBBC Dec 2010 E	2010/12/09	2010/12/13
63462	RB of Scotland N.V. - COVS R Bear CBBC Dec 2010 F	2010/12/09	2010/12/13
62962	RB of Scotland N.V. - Nikkei 225 R Bull CBBC Dec 2010 B	2010/12/09	2010/12/13
66491	SGA Societe Generale Acceptance N.V. -HSI R Bull CBBC Mar11K	2010/12/09	2010/12/10
66490	SGA Societe Generale Acceptance N.V. -HSI R Bull CBBC Mar11L	2010/12/09	2010/12/10
66496	UBS AG - A50 China R Bull CBBC Mar 2011 F	2010/12/09	2010/12/10
66499	UBS AG - HSI R Bull CBBC May 2011 S	2010/12/09	2010/12/10
61972	Credit Suisse AG - HSBC R Bull CBBC Dec 2010 A	2010/12/10	2010/12/14
66508	Credit Suisse AG - HSI R Bull CBBC Jun 2011 O	2010/12/10	2010/12/13
66484	Credit Suisse AG - HSI R Bull CBBC May 2011 Y	2010/12/10	2010/12/13
66099	Credit Suisse AG - TCH R Bear CBBC Feb 2011 I	2010/12/10	2010/12/13
62533	Deutsche Bank AG - TCH R Bull CBBC Dec 2010 B	2010/12/10	2010/12/14
64597	HK Bank - China Shenhua R Bull CBBC May 2011 B	2010/12/10	2010/12/13
66500	KBC Fin Products Int'l Ltd. - HSI R Bull CBBC Mar 2011 S	2010/12/10	2010/12/13
63149	RB of Scotland N.V. - BYD Company R Bull CBBC Dec 2010 C	2010/12/10	2010/12/14
63074	RB of Scotland N.V. - HKEx R Bull CBBC Dec 2010 A	2010/12/10	2010/12/14
63155	UBS AG - BYD Company R Bull CBBC Dec 2010 C	2010/12/10	2010/12/14
62547	UBS AG - CC Bank R Bull CBBC Dec 2010 A	2010/12/10	2010/12/14
62059	UBS AG - Cheung Kong R Bull CBBC Dec 2010 B	2010/12/10	2010/12/14

## List of expired CBBC, 2010 (continued)

Code	CBBC	Last trading date	Delisted date
62337	UBS AG - China Life R Bull CBBC Dec 2010 C	2010/12/10	2010/12/14
62550	UBS AG - China Mobile R Bear CBBC Dec 2010 B	2010/12/10	2010/12/14
62243	UBS AG - China Mobile R Bull CBBC Dec 2010 A	2010/12/10	2010/12/14
63122	UBS AG - China Shenhua R Bull CBBC Dec 2010 C	2010/12/10	2010/12/14
62384	UBS AG - CNOOC R Bull CBBC Dec 2010 D	2010/12/10	2010/12/14
63135	UBS AG - CUni R Bull CBBC Dec 2010 A	2010/12/10	2010/12/14
62245	UBS AG - HKEx R Bull CBBC Dec 2010 A	2010/12/10	2010/12/14
62250	UBS AG - HSBC R Bull CBBC Dec 2010 D	2010/12/10	2010/12/14
63267	UBS AG - HSBC R Bull CBBC Dec 2010 F	2010/12/10	2010/12/14
66512	UBS AG - HSI R Bull CBBC Mar 2011 B	2010/12/10	2010/12/13
63086	UBS AG - Jiangxi Copper R Bull CBBC Dec 2010 B	2010/12/10	2010/12/14
62488	UBS AG - SHK Ppt R Bull CBBC Dec 2010 B	2010/12/10	2010/12/14
66483	Credit Suisse AG - HSI R Bear CBBC Apr 2011 W	2010/12/13	2010/12/14
66486	Deutsche Bank AG - HSI R Bear CBBC Mar 2011 M	2010/12/13	2010/12/14
66547	J P Morgan SP BV - HSI R Bear CBBC Mar 2011 N	2010/12/13	2010/12/14
66525	SGA Societe Generale Acceptance N.V. -HSI R Bear CBBC Mar11	2010/12/13	2010/12/14
66485	UBS AG - HSI R Bear CBBC Mar 2011 E	2010/12/13	2010/12/14
62308	HK Bank - China Life R Bull CBBC Dec 2010 A	2010/12/14	2010/12/16
62309	HK Bank - China Shenhua R Bull CBBC Dec 2010 A	2010/12/14	2010/12/16
66553	KBC Fin Products Int'l Ltd. - HSI R Bull CBBC Mar 2011 X	2010/12/14	2010/12/15
66591	BNP Paribas Arbit Issu B.V. - HSI R Bear CBBC Mar 2011 J	2010/12/15	2010/12/16
66503	BNP Paribas Arbit Issu B.V. - HSI R Bull CBBC Dec 2011 D	2010/12/15	2010/12/16
66520	BNP Paribas Arbit Issu B.V. - HSI R Bull CBBC Oct 2011 U	2010/12/15	2010/12/16
66523	BNP Paribas Arbit Issu B.V. - HSI R Bull CBBC Oct 2011 V	2010/12/15	2010/12/16
66493	Credit Suisse AG - HKEx R Bull CBBC Mar 2011 I	2010/12/15	2010/12/16
66574	Credit Suisse AG - HSI R Bear CBBC Mar 2011 Y	2010/12/15	2010/12/16
66388	Credit Suisse AG - HSI R Bull CBBC Jun 2011 M	2010/12/15	2010/12/16
66570	Credit Suisse AG - HSI R Bull CBBC May 2011 M	2010/12/15	2010/12/16
65957	Deutsche Bank AG - China Life R Bull CBBC Mar 2011 H	2010/12/15	2010/12/16
66530	Deutsche Bank AG - China Life R Bull CBBC Mar 2011 K	2010/12/15	2010/12/16
66595	Deutsche Bank AG - HSI R Bear CBBC Apr 2011 S	2010/12/15	2010/12/16
66594	Deutsche Bank AG - HSI R Bear CBBC Mar 2011 Y	2010/12/15	2010/12/16
66549	Deutsche Bank AG - HSI R Bull CBBC Apr 2011 A	2010/12/15	2010/12/16
66569	Deutsche Bank AG - HSI R Bull CBBC Apr 2011 U	2010/12/15	2010/12/16
66541	Deutsche Bank AG - HSI R Bull CBBC May 2011 I	2010/12/15	2010/12/16
66440	Deutsche Bank AG - HSI R Bull CBBC May 2011 Y	2010/12/15	2010/12/16
66582	J P Morgan SP BV - HSI R Bear CBBC Mar 2011 P	2010/12/15	2010/12/16
66578	J P Morgan SP BV - HSI R Bull CBBC Mar 2011 O	2010/12/15	2010/12/16
66557	RB of Scotland N.V. - HSI R Bull CBBC May 2011 E	2010/12/15	2010/12/16
63287	RB of Scotland N.V. - NASDAQ100 Index R Bull CBBC Dec 2010 A	2010/12/15	2010/12/17
66572	SGA Societe Generale Acceptance N.V. -HSI R Bear CBBC Mar11X	2010/12/15	2010/12/16
66568	SGA Societe Generale Acceptance N.V. -HSI R Bull CBBC Mar11E	2010/12/15	2010/12/16
66458	SGA Societe Generale Acceptance N.V. -HSI R Bull CBBC Mar11M	2010/12/15	2010/12/16
66564	SGA Societe Generale Acceptance N.V. -HSI R Bull CBBC Mar11W	2010/12/15	2010/12/16
64396	UBS AG - China Mobile R Bull CBBC Feb 2011 A	2010/12/15	2010/12/16
66579	UBS AG - HSI R Bear CBBC Mar 2011 Q	2010/12/15	2010/12/16
66573	UBS AG - HSI R Bull CBBC Apr 2011 W	2010/12/15	2010/12/16
66462	UBS AG - HSI R Bull CBBC May 2011 R	2010/12/15	2010/12/16
66550	UBS AG - HSI R Bull CBBC May 2011 T	2010/12/15	2010/12/16
65358	BNP Paribas Arbit Issu B.V. - HSI R Bull CBBC Nov 2011 E	2010/12/16	2010/12/17
64769	BNP Paribas Arbit Issu B.V. - HSI R Bull CBBC Oct 2011 D	2010/12/16	2010/12/17
65123	BNP Paribas Arbit Issu B.V. - HSI R Bull CBBC Oct 2011 F	2010/12/16	2010/12/17
66622	Credit Suisse AG - HSI R Bull CBBC Apr 2011 T	2010/12/16	2010/12/17
66615	Credit Suisse AG - HSI R Bull CBBC Jun 2011 P	2010/12/16	2010/12/17
64701	Credit Suisse AG - HSI R Bull CBBC Mar 2011 B	2010/12/16	2010/12/17
66620	Credit Suisse AG - HSI R Bull CBBC Mar 2011 U	2010/12/16	2010/12/17
66398	Credit Suisse AG - HSI R Bull CBBC Mar 2011 Z	2010/12/16	2010/12/17
66600	Credit Suisse AG - Hutchison R Bull CBBC Mar 2011 C	2010/12/16	2010/12/17
64839	Deutsche Bank AG - HSCEI R Bull CBBC Feb 2011 B	2010/12/16	2010/12/17
65306	Deutsche Bank AG - HSI R Bull CBBC Apr 2011 M	2010/12/16	2010/12/17
65769	Deutsche Bank AG - HSI R Bull CBBC Aug 2011 D	2010/12/16	2010/12/17
64746	Deutsche Bank AG - HSI R Bull CBBC Feb 2011 P	2010/12/16	2010/12/17
64943	Deutsche Bank AG - HSI R Bull CBBC Jan 2011 R	2010/12/16	2010/12/17
66319	Deutsche Bank AG - HSI R Bull CBBC Jul 2011 K	2010/12/16	2010/12/17
64528	Deutsche Bank AG - HSI R Bull CBBC Mar 2011 P	2010/12/16	2010/12/17
64751	Deutsche Bank AG - HSI R Bull CBBC May 2011 E	2010/12/16	2010/12/17
64541	Goldman Sachs SP (Asia) - HSI R Bull CBBC Apr 2011 G	2010/12/16	2010/12/17
64593	HK Bank - China Life R Bull CBBC May 2011 A	2010/12/16	2010/12/17
64551	J P Morgan SP BV - HSI R Bull CBBC Jan 2011 H	2010/12/16	2010/12/17
66404	J P Morgan SP BV - HSI R Bull CBBC Mar 2011 J	2010/12/16	2010/12/17
66400	KBC Fin Products Int'l Ltd. - HSI R Bull CBBC Apr 2011 X	2010/12/16	2010/12/17
64666	KBC Fin Products Int'l Ltd. - HSI R Bull CBBC Feb 2011 P	2010/12/16	2010/12/17
64552	KBC Fin Products Int'l Ltd. - HSI R Bull CBBC Jan 2011 Y	2010/12/16	2010/12/17
65744	Merrill Lynch Int'l & Co. C.V. - HSI R Bull CBBC Mar 2011 B	2010/12/16	2010/12/17
65281	RB of Scotland N.V. - A50 China R Bull CBBC Mar 2011 A	2010/12/16	2010/12/17
64465	RB of Scotland N.V. - China Mobile R Bull CBBC Feb 2011 A	2010/12/16	2010/12/17
63583	RB of Scotland N.V. - DJIA R Bear CBBC Dec 2010 K	2010/12/16	2010/12/20
62910	RB of Scotland N.V. - DJIA R Bull CBBC Dec 2010 B	2010/12/16	2010/12/20
63429	RB of Scotland N.V. - DJIA R Bull CBBC Dec 2010 E	2010/12/16	2010/12/20
63606	RB of Scotland N.V. - DJIA R Bull CBBC Dec 2010 L	2010/12/16	2010/12/20
65224	RB of Scotland N.V. - HSCEI R Bull CBBC Mar 2011 A	2010/12/16	2010/12/17
66546	RB of Scotland N.V. - HSI R Bull CBBC May 2011 C	2010/12/16	2010/12/17
66556	RB of Scotland N.V. - HSI R Bull CBBC May 2011 D	2010/12/16	2010/12/17
63068	RB of Scotland N.V. - Sinopec Corp R Bull CBBC Dec 2010 A	2010/12/16	2010/12/20
64514	SGA Societe Generale Acceptance N.V. -HSI R Bull CBBC Jan11P	2010/12/16	2010/12/17
64626	SGA Societe Generale Acceptance N.V. -HSI R Bull CBBC Jan11R	2010/12/16	2010/12/17
66423	SGA Societe Generale Acceptance N.V. -HSI R Bull CBBC Mar11N	2010/12/16	2010/12/17

## List of expired CBBC, 2010 (continued)

Code	CBBC	Last trading date	Delisted date
66617	SGA Societe Generale Acceptance N.V. -HSI R Bull CBBC Mar11V	2010/12/16	2010/12/17
65187	SGA Societe Generale Acceptance N.V.-CLife R Bull CBBC Apr11C	2010/12/16	2010/12/17
65099	SGA Societe Generale Acceptance NV -HSCEI R Bull CBBC Apr11A	2010/12/16	2010/12/17
63822	UBS AG - BYD Company R Bull CBBC Jan 2011 B	2010/12/16	2010/12/17
64708	UBS AG - China Life R Bull CBBC Feb 2011 G	2010/12/16	2010/12/17
65048	UBS AG - HSCEI R Bull CBBC Mar 2011 E	2010/12/16	2010/12/17
66399	UBS AG - HSI R Bull CBBC Apr 2011 D	2010/12/16	2010/12/17
64520	UBS AG - HSI R Bull CBBC Feb 2011 I	2010/12/16	2010/12/17
64709	UBS AG - HSI R Bull CBBC Jan 2011 F	2010/12/16	2010/12/17
66515	UBS AG - HSI R Bull CBBC Jul 2011 A	2010/12/16	2010/12/17
66618	UBS AG - HSI R Bull CBBC Mar 2011 M	2010/12/16	2010/12/17
63351	Credit Suisse AG - China Mobile R Bear CBBC Dec 2010 A	2010/12/17	2010/12/21
63273	Credit Suisse AG - HSBC R Bull CBBC Dec 2010 B	2010/12/17	2010/12/21
64549	Credit Suisse AG - HSI R Bull CBBC Feb 2011 V	2010/12/17	2010/12/20
66494	Credit Suisse AG - TCH R Bull CBBC Mar 2011 J	2010/12/17	2010/12/20
63779	Deutsche Bank AG - DJIA R Bull CBBC Dec 2010 A	2010/12/17	2010/12/21
63782	Deutsche Bank AG - DJIA R Bull CBBC Dec 2010 B	2010/12/17	2010/12/21
66320	Deutsche Bank AG - HSI R Bull CBBC Aug 2011 K	2010/12/17	2010/12/20
62445	HK Bank - A50 R Bull CBBC Dec 2010 A	2010/12/17	2010/12/21
63499	HK Bank - ICBC R Bull CBBC Dec 2010 B	2010/12/17	2010/12/21
65850	HK Bank - Sinopec Corp R Bull CBBC Jun 2011 B	2010/12/17	2010/12/20
66644	KBC Fin Products Int'l Ltd. - HSI R Bull CBBC Apr 2011 M	2010/12/17	2010/12/20
63028	RB of Scotland N.V. - TCH R Bull CBBC Dec 2010 A	2010/12/17	2010/12/21
63029	RB of Scotland N.V. - TCH R Bull CBBC Dec 2010 B	2010/12/17	2010/12/21
63121	UBS AG - BYD Company R Bull CBBC Dec 2010 B	2010/12/17	2010/12/21
63003	UBS AG - CC Bank R Bull CBBC Dec 2010 C	2010/12/17	2010/12/21
63051	UBS AG - CCHC R Bull CBBC Dec 2010 A	2010/12/17	2010/12/21
62487	UBS AG - Cheung Kong R Bull CBBC Dec 2010 D	2010/12/17	2010/12/21
63133	UBS AG - China Tel R Bull CBBC Dec 2010 A	2010/12/17	2010/12/21
63341	UBS AG - HSBC R Bear CBBC Dec 2010 H	2010/12/17	2010/12/21
63379	UBS AG - HSBC R Bear CBBC Dec 2010 I	2010/12/17	2010/12/21
66634	UBS AG - HSI R Bull CBBC Apr 2011 L	2010/12/17	2010/12/20
66633	UBS AG - HSI R Bull CBBC Mar 2011 D	2010/12/17	2010/12/20
63544	UBS AG - Hutchison R Bull CBBC Dec 2010 B	2010/12/17	2010/12/21
63311	UBS AG - SHK Ppt R Bull CBBC Dec 2010 E	2010/12/17	2010/12/21
62510	UBS AG - TCH R Bull CBBC Dec 2010 C	2010/12/17	2010/12/21
64698	BNP Paribas Arbit Issu B.V. - HSI R Bull CBBC Aug 2011 G	2010/12/20	2010/12/21
65354	BNP Paribas Arbit Issu B.V. - HSI R Bull CBBC Nov 2011 D	2010/12/20	2010/12/21
65253	BNP Paribas Arbit Issu B.V. - HSI R Bull CBBC Oct 2011 M	2010/12/20	2010/12/21
64610	CC Rabobank B.A. - HSI R Bull CBBC Apr 2011 B	2010/12/20	2010/12/21
66603	Credit Suisse AG - HKEx R Bull CBBC Mar 2011 J	2010/12/20	2010/12/21
64796	Credit Suisse AG - HSI R Bull CBBC Apr 2011 A	2010/12/20	2010/12/21
66665	Credit Suisse AG - HSI R Bull CBBC Apr 2011 M	2010/12/20	2010/12/21
66621	Credit Suisse AG - HSI R Bull CBBC Apr 2011 S	2010/12/20	2010/12/21
64550	Credit Suisse AG - HSI R Bull CBBC Feb 2011 W	2010/12/20	2010/12/21
64575	Deutsche Bank AG - China Life R Bull CBBC Mar 2011 F	2010/12/20	2010/12/21
66528	Deutsche Bank AG - China Life R Bull CBBC Mar 2011 J	2010/12/20	2010/12/21
65960	Deutsche Bank AG - HKEx R Bull CBBC Mar 2011 A	2010/12/20	2010/12/21
64577	Deutsche Bank AG - HSI R Bull CBBC Jan 2011 T	2010/12/20	2010/12/21
66200	Deutsche Bank AG - HSI R Bull CBBC Jun 2011 J	2010/12/20	2010/12/21
64527	Deutsche Bank AG - HSI R Bull CBBC Mar 2011 O	2010/12/20	2010/12/21
64540	Goldman Sachs SP (Asia) - HSI R Bull CBBC Apr 2011 F	2010/12/20	2010/12/21
63497	HK Bank - China Mobile R Bull CBBC Jan 2011 B	2010/12/20	2010/12/21
64561	HK Bank - HSI R Bull CBBC Apr 2011 B	2010/12/20	2010/12/21
64611	J P Morgan SP BV - HSI R Bull CBBC Jan 2011 I	2010/12/20	2010/12/21
64392	KBC Fin Products Int'l Ltd. - HSI R Bull CBBC Jan 2011 X	2010/12/20	2010/12/21
64554	KBC Fin Products Int'l Ltd. - HSI R Bull CBBC Jan 2011 Z	2010/12/20	2010/12/21
65037	RB of Scotland N.V. - HSI R Bull CBBC Jan 2011 E	2010/12/20	2010/12/21
64384	SGA Societe Generale Acceptance N.V. -HSI R Bull CBBC Jan11N	2010/12/20	2010/12/21
64513	SGA Societe Generale Acceptance N.V. -HSI R Bull CBBC Jan11O	2010/12/20	2010/12/21
66658	SGA Societe Generale Acceptance N.V. -HSI R Bull CBBC Mar11A	2010/12/20	2010/12/21
66656	SGA Societe Generale Acceptance N.V. -HSI R Bull CBBC Mar11B	2010/12/20	2010/12/21
66657	SGA Societe Generale Acceptance N.V. -HSI R Bull CBBC Mar11G	2010/12/20	2010/12/21
66654	SGA Societe Generale Acceptance N.V. -HSI R Bull CBBC Mar11Q	2010/12/20	2010/12/21
65186	SGA Societe Generale Acceptance N.V.-CLife R Bull CBBC Apr11B	2010/12/20	2010/12/21
64566	UBS AG - China Life R Bull CBBC Feb 2011 E	2010/12/20	2010/12/21
64850	UBS AG - HSCEI R Bull CBBC Feb 2011 F	2010/12/20	2010/12/21
64394	UBS AG - HSI R Bull CBBC Jan 2011 I	2010/12/20	2010/12/21
64521	UBS AG - HSI R Bull CBBC Jan 2011 J	2010/12/20	2010/12/21
66664	UBS AG - HSI R Bull CBBC May 2011 Y	2010/12/20	2010/12/21
66669	BNP Paribas Arbit Issu B.V. - HSI R Bull CBBC Nov 2011 P	2010/12/21	2010/12/22
66668	BNP Paribas Arbit Issu B.V. - HSI R Bull CBBC Oct 2011 W	2010/12/21	2010/12/22
66625	Deutsche Bank AG - HSI R Bear CBBC Mar 2011 Z	2010/12/21	2010/12/22
66673	Deutsche Bank AG - HSI R Bull CBBC Apr 2011 L	2010/12/21	2010/12/22
66674	Deutsche Bank AG - HSI R Bull CBBC Mar 2011 V	2010/12/21	2010/12/22
63494	RB of Scotland N.V. - China Mobile R Bear CBBC Dec 2010 B	2010/12/21	2010/12/23
66675	UBS AG - HSI R Bull CBBC May 2011 Z	2010/12/21	2010/12/22
66695	Credit Suisse AG - HSI R Bear CBBC Mar 2011 Y	2010/12/22	2010/12/23
66689	Credit Suisse AG - HSI R Bull CBBC May 2011 P	2010/12/22	2010/12/23
66701	Deutsche Bank AG - China Life R Bull CBBC Mar 2011 N	2010/12/22	2010/12/23
66692	Deutsche Bank AG - HSI R Bull CBBC Mar 2011 H	2010/12/22	2010/12/23
66303	HK Bank - ICBC R Bull CBBC Jun 2011 A	2010/12/22	2010/12/23
66596	SGA Societe Generale Acceptance N.V. -HSI R Bear CBBC Mar11D	2010/12/22	2010/12/23
66681	SGA Societe Generale Acceptance N.V. -HSI R Bull CBBC Mar11O	2010/12/22	2010/12/23
66682	SGA Societe Generale Acceptance N.V. -HSI R Bull CBBC Mar11P	2010/12/22	2010/12/23
66702	UBS AG - HSI R Bear CBBC Mar 2011 E	2010/12/22	2010/12/23
66693	UBS AG - HSI R Bull CBBC May 2011 B	2010/12/22	2010/12/23

## List of expired CBBC, 2010 (continued)

Code	CBBC	Last trading date	Delisted date
66759	BNP Paribas Arbit Issu B.V. - HSI R Bear CBBC Mar 2011 P	2010/12/23	2010/12/24
66760	BNP Paribas Arbit Issu B.V. - HSI R Bear CBBC Mar 2011 Q	2010/12/23	2010/12/24
66761	BNP Paribas Arbit Issu B.V. - HSI R Bear CBBC Mar 2011 R	2010/12/23	2010/12/24
66770	BNP Paribas Arbit Issu B.V. - HSI R Bear CBBC Mar 2011 S	2010/12/23	2010/12/24
66700	BNP Paribas Arbit Issu B.V. - HSI R Bull CBBC Mar 2011 M	2010/12/23	2010/12/24
66736	Credit Suisse AG - HSI R Bear CBBC Mar 2011 U	2010/12/23	2010/12/24
66768	Credit Suisse AG - HSI R Bear CBBC Mar 2011 Z	2010/12/23	2010/12/24
66688	Credit Suisse AG - HSI R Bull CBBC Jun 2011 Q	2010/12/23	2010/12/24
66742	Deutsche Bank AG - HSI R Bear CBBC Apr 2011 T	2010/12/23	2010/12/24
66791	Deutsche Bank AG - HSI R Bear CBBC Jul 2011 O	2010/12/23	2010/12/24
66783	Deutsche Bank AG - HSI R Bear CBBC May 2011 B	2010/12/23	2010/12/24
66691	Deutsche Bank AG - HSI R Bull CBBC Mar 2011 X	2010/12/23	2010/12/24
66762	J P Morgan SP BV - HSI R Bear CBBC Mar 2011 Q	2010/12/23	2010/12/24
66773	KBC Fin Products Int'l Ltd. - HSI R Bear CBBC Apr 2011 I	2010/12/23	2010/12/24
66776	KBC Fin Products Int'l Ltd. - HSI R Bear CBBC Apr 2011 O	2010/12/23	2010/12/24
66771	KBC Fin Products Int'l Ltd. - HSI R Bear CBBC Mar 2011 V	2010/12/23	2010/12/24
65182	SGA Societe Generale Acceptance N.V.- ABC R Bull CBBC Apr11B	2010/12/23	2010/12/24
66719	SGA Societe Generale Acceptance N.V.-HSI R Bear CBBC Mar11I	2010/12/23	2010/12/24
66710	SGA Societe Generale Acceptance N.V.-HSI R Bull CBBC Mar11K	2010/12/23	2010/12/24
65165	UBS AG - ABC R Bull CBBC Feb 2011 B	2010/12/23	2010/12/24
66769	UBS AG - HSI R Bear CBBC Mar 2011 M	2010/12/23	2010/12/24
66834	Credit Suisse AG - HSI R Bear CBBC Apr 2011 N	2010/12/24	2010/12/28
66754	Credit Suisse AG - HSI R Bull CBBC May 2011 D	2010/12/24	2010/12/28
66847	Deutsche Bank AG - HSI R Bear CBBC Jun 2011 Q	2010/12/24	2010/12/28
66848	Deutsche Bank AG - HSI R Bear CBBC Jun 2011 R	2010/12/24	2010/12/28
66755	Deutsche Bank AG - HSI R Bull CBBC Mar 2011 I	2010/12/24	2010/12/28
63488	RB of Scotland N.V. - CC Bank R Bull CBBC Dec 2010 A	2010/12/24	2010/12/29
66796	SGA Societe Generale Acceptance N.V.-HSI R Bear CBBC Mar11M	2010/12/24	2010/12/28
66795	SGA Societe Generale Acceptance N.V.-HSI R Bear CBBC Mar11W	2010/12/24	2010/12/28
66794	SGA Societe Generale Acceptance N.V.-HSI R Bear CBBC Mar11X	2010/12/24	2010/12/28
62385	UBS AG - A50 China R Bull CBBC Dec 2010 A	2010/12/24	2010/12/29
62834	UBS AG - A50 China R Bull CBBC Dec 2010 B	2010/12/24	2010/12/29
62486	UBS AG - Cheung Kong R Bull CBBC Dec 2010 C	2010/12/24	2010/12/29
62775	UBS AG - China Mobile R Bear CBBC Dec 2010 C	2010/12/24	2010/12/29
62771	UBS AG - China Shenhua R Bull CBBC Dec 2010 B	2010/12/24	2010/12/29
66851	UBS AG - HSI R Bear CBBC Mar 2011 D	2010/12/24	2010/12/28
66767	UBS AG - HSI R Bull CBBC Mar 2011 Q	2010/12/24	2010/12/28
64989	UBS AG - ICBC R Bull CBBC Feb 2011 A	2010/12/24	2010/12/28
64736	Credit Suisse AG - A50 China R Bull CBBC Feb 2011 A	2010/12/28	2010/12/29
66860	Credit Suisse AG - HSI R Bear CBBC Apr 2011 B	2010/12/28	2010/12/29
66852	Credit Suisse AG - HSI R Bull CBBC Apr 2011 J	2010/12/28	2010/12/29
66837	Credit Suisse AG - HSI R Bull CBBC Jun 2011 U	2010/12/28	2010/12/29
66863	Deutsche Bank AG - HSI R Bear CBBC May 2011 O	2010/12/28	2010/12/29
66757	Deutsche Bank AG - HSI R Bull CBBC Apr 2011 R	2010/12/28	2010/12/29
66777	Deutsche Bank AG - HSI R Bull CBBC May 2011 J	2010/12/28	2010/12/29
65927	HK Bank - CC Bank R Bull CBBC Jun 2011 A	2010/12/28	2010/12/29
66676	KBC Fin Products Int'l Ltd. - A50 China R Bull CBBC May 11A	2010/12/28	2010/12/29
63150	RB of Scotland N.V. - CPIC R Bull CBBC Dec 2010 A	2010/12/28	2010/12/30
63076	RB of Scotland N.V. - Jiangxi Copper R Bull CBBC Dec 2010 A	2010/12/28	2010/12/30
63456	RB of Scotland N.V. - Jiangxi Copper R Bull CBBC Dec 2010 B	2010/12/28	2010/12/30
64859	SGA Societe Generale Acceptance N.V.-A50 R Bull CBBC Mar11A	2010/12/28	2010/12/29
63126	SGA Societe Generale Acceptance N.V.-CCB R Bull CBBC Dec10A	2010/12/28	2010/12/30
63127	SGA Societe Generale Acceptance N.V.-CCB R Bull CBBC Dec10B	2010/12/28	2010/12/30
63281	SGA Societe Generale Acceptance N.V.-CMob R Bull CBBC Dec10A	2010/12/28	2010/12/30
63282	SGA Societe Generale Acceptance N.V.-CMob R Bull CBBC Dec10B	2010/12/28	2010/12/30
63679	SGA Societe Generale Acceptance N.V.-HSBC R Bull CBBC Dec10A	2010/12/28	2010/12/30
63128	SGA Societe Generale Acceptance N.V.-ICBC R Bull CBBC Dec10A	2010/12/28	2010/12/30
63129	SGA Societe Generale Acceptance N.V.-ICBC R Bull CBBC Dec10B	2010/12/28	2010/12/30
63701	SGA Societe Generale Acceptance N.V.-TCH R Bull CBBC Dec10A	2010/12/28	2010/12/30
63867	SGA Societe Generale Acceptance N.V.-CLife R Bull CBBC Dec10A	2010/12/28	2010/12/30
63868	SGA Societe Generale Acceptance N.V.-CLife R Bull CBBC Dec10B	2010/12/28	2010/12/30
64755	UBS AG - A50 China R Bull CBBC Feb 2011 D	2010/12/28	2010/12/29
65141	UBS AG - CC Bank R Bull CBBC Feb 2011 C	2010/12/28	2010/12/29
66883	UBS AG - HSI R Bear CBBC Apr 2011 L	2010/12/28	2010/12/29
66849	UBS AG - HSI R Bull CBBC Apr 2011 W	2010/12/28	2010/12/29
66855	UBS AG - HSI R Bull CBBC May 2011 F	2010/12/28	2010/12/29
62724	Barclays Bank plc - HSI R Bull CBBC Dec 2010 A	2010/12/29	2010/12/31
63110	Barclays Bank plc - HSI R Bull CBBC Dec 2010 D	2010/12/29	2010/12/31
62299	BNP Paribas Arbit Issu B.V. - HSI R Bull CBBC Dec 2010 D	2010/12/29	2010/12/31
62516	BNP Paribas Arbit Issu B.V. - HSI R Bull CBBC Dec 2010 F	2010/12/29	2010/12/31
66924	BNP Paribas Arbit Issu B.V. - HSI R Bull CBBC Dec 2011 P	2010/12/29	2010/12/30
66925	BNP Paribas Arbit Issu B.V. - HSI R Bull CBBC Dec 2011 Q	2010/12/29	2010/12/30
64299	BOCI Asia Ltd. - HSI R Bull CBBC Dec 2010 A	2010/12/29	2010/12/31
63239	CC Rabobank B.A. - HSI R Bull CBBC Dec 2010 C	2010/12/29	2010/12/31
62886	CC Rabobank B.A. - HSI R Bull CBBC Dec 2010 K	2010/12/29	2010/12/31
62955	CC Rabobank B.A. - HSI R Bull CBBC Dec 2010 P	2010/12/29	2010/12/31
63009	CC Rabobank B.A. - HSI R Bull CBBC Dec 2010 S	2010/12/29	2010/12/31
63190	CC Rabobank B.A. - HSI R Bull CBBC Dec 2010 X	2010/12/29	2010/12/31
63238	CC Rabobank B.A. - HSI R Bull CBBC Dec 2010 Z	2010/12/29	2010/12/31
65700	Credit Suisse - HSI R Bull CBBC Dec 2010 A	2010/12/29	2010/12/31
65701	Credit Suisse - HSI R Bull CBBC Dec 2010 B	2010/12/29	2010/12/31
66859	Credit Suisse AG - HSI R Bear CBBC Mar 2011 B	2010/12/29	2010/12/30
66916	Credit Suisse AG - HSI R Bull CBBC Apr 2011 L	2010/12/29	2010/12/30
60706	Credit Suisse AG - HSI R Bull CBBC Dec 2010 E	2010/12/29	2010/12/31
60720	Credit Suisse AG - HSI R Bull CBBC Dec 2010 G	2010/12/29	2010/12/31
61905	Credit Suisse AG - HSI R Bull CBBC Dec 2010 J	2010/12/29	2010/12/31
61966	Credit Suisse AG - HSI R Bull CBBC Dec 2010 K	2010/12/29	2010/12/31

## List of expired CBBC, 2010 (continued)

Code	CBBC	Last trading date	Delisted date
61967	Credit Suisse AG - HSI R Bull CBBC Dec 2010 L	2010/12/29	2010/12/31
63167	Credit Suisse AG - HSI R Bull CBBC Dec 2010 P	2010/12/29	2010/12/31
63142	Credit Suisse AG - HSI R Bull CBBC Dec 2010 Q	2010/12/29	2010/12/31
62788	Credit Suisse AG - HSI R Bull CBBC Dec 2010 R	2010/12/29	2010/12/31
64165	Credit Suisse AG - HSI R Bull CBBC Dec 2010 T	2010/12/29	2010/12/31
62876	Credit Suisse AG - HSI R Bull CBBC Dec 2010 U	2010/12/29	2010/12/31
62905	Credit Suisse AG - HSI R Bull CBBC Dec 2010 V	2010/12/29	2010/12/31
62928	Credit Suisse AG - HSI R Bull CBBC Dec 2010 W	2010/12/29	2010/12/31
62932	Credit Suisse AG - HSI R Bull CBBC Dec 2010 X	2010/12/29	2010/12/31
62946	Credit Suisse AG - HSI R Bull CBBC Dec 2010 Y	2010/12/29	2010/12/31
62947	Credit Suisse AG - HSI R Bull CBBC Dec 2010 Z	2010/12/29	2010/12/31
63508	Deutsche Bank AG - HSCEI R Bull CBBC Dec 2010 A	2010/12/29	2010/12/31
63657	Deutsche Bank AG - HSCEI R Bull CBBC Dec 2010 E	2010/12/29	2010/12/31
64265	Deutsche Bank AG - HSI R Bull CBBC Dec 2010 C	2010/12/29	2010/12/31
62015	Deutsche Bank AG - HSI R Bull CBBC Dec 2010 E	2010/12/29	2010/12/31
62016	Deutsche Bank AG - HSI R Bull CBBC Dec 2010 F	2010/12/29	2010/12/31
62124	Deutsche Bank AG - HSI R Bull CBBC Dec 2010 G	2010/12/29	2010/12/31
62287	Deutsche Bank AG - HSI R Bull CBBC Dec 2010 H	2010/12/29	2010/12/31
62288	Deutsche Bank AG - HSI R Bull CBBC Dec 2010 I	2010/12/29	2010/12/31
62323	Deutsche Bank AG - HSI R Bull CBBC Dec 2010 J	2010/12/29	2010/12/31
63317	Deutsche Bank AG - HSI R Bull CBBC Dec 2010 K	2010/12/29	2010/12/31
62382	Deutsche Bank AG - HSI R Bull CBBC Dec 2010 L	2010/12/29	2010/12/31
62383	Deutsche Bank AG - HSI R Bull CBBC Dec 2010 M	2010/12/29	2010/12/31
62532	Deutsche Bank AG - HSI R Bull CBBC Dec 2010 N	2010/12/29	2010/12/31
64338	Deutsche Bank AG - HSI R Bull CBBC Dec 2010 O	2010/12/29	2010/12/31
64020	Deutsche Bank AG - HSI R Bull CBBC Dec 2010 R	2010/12/29	2010/12/31
62815	Deutsche Bank AG - HSI R Bull CBBC Dec 2010 T	2010/12/29	2010/12/31
63161	Deutsche Bank AG - HSI R Bull CBBC Dec 2010 V	2010/12/29	2010/12/31
62933	Deutsche Bank AG - HSI R Bull CBBC Dec 2010 W	2010/12/29	2010/12/31
64018	Deutsche Bank AG - HSI R Bull CBBC Dec 2010 X	2010/12/29	2010/12/31
63921	Deutsche Bank AG - HSI R Bull CBBC Dec 2010 Z	2010/12/29	2010/12/31
62604	Goldman Sachs SP (Asia) - HSI R Bull CBBC Dec 2010 B	2010/12/29	2010/12/31
62605	Goldman Sachs SP (Asia) - HSI R Bull CBBC Dec 2010 C	2010/12/29	2010/12/31
62796	Goldman Sachs SP (Asia) - HSI R Bull CBBC Dec 2010 D	2010/12/29	2010/12/31
62444	HK Bank - HSI R Bull CBBC Dec 2010 C	2010/12/29	2010/12/31
62927	HK Bank - HSI R Bull CBBC Dec 2010 M	2010/12/29	2010/12/31
63252	HK Bank - HSI R Bull CBBC Dec 2010 O	2010/12/29	2010/12/31
63253	HK Bank - HSI R Bull CBBC Dec 2010 P	2010/12/29	2010/12/31
62052	HK Bank - Sinopec Corp R Bull CBBC Dec 2010 A	2010/12/29	2010/12/31
64336	J P Morgan SP BV - HSI R Bull CBBC Dec 2010 E	2010/12/29	2010/12/31
64337	J P Morgan SP BV - HSI R Bull CBBC Dec 2010 F	2010/12/29	2010/12/31
64128	J P Morgan SP BV - HSI R Bull CBBC Dec 2010 J	2010/12/29	2010/12/31
64222	J P Morgan SP BV - HSI R Bull CBBC Dec 2010 K	2010/12/29	2010/12/31
64131	J P Morgan SP BV - HSI R Bull CBBC Dec 2010 M	2010/12/29	2010/12/31
64129	J P Morgan SP BV - HSI R Bull CBBC Dec 2010 N	2010/12/29	2010/12/31
63859	J P Morgan SP BV - HSI R Bull CBBC Dec 2010 O	2010/12/29	2010/12/31
64221	J P Morgan SP BV - HSI R Bull CBBC Dec 2010 P	2010/12/29	2010/12/31
63890	J P Morgan SP BV - HSI R Bull CBBC Dec 2010 Q	2010/12/29	2010/12/31
63953	J P Morgan SP BV - HSI R Bull CBBC Dec 2010 R	2010/12/29	2010/12/31
63978	J P Morgan SP BV - HSI R Bull CBBC Dec 2010 S	2010/12/29	2010/12/31
63992	J P Morgan SP BV - HSI R Bull CBBC Dec 2010 T	2010/12/29	2010/12/31
63993	J P Morgan SP BV - HSI R Bull CBBC Dec 2010 U	2010/12/29	2010/12/31
63994	J P Morgan SP BV - HSI R Bull CBBC Dec 2010 V	2010/12/29	2010/12/31
64060	J P Morgan SP BV - HSI R Bull CBBC Dec 2010 Y	2010/12/29	2010/12/31
64061	J P Morgan SP BV - HSI R Bull CBBC Dec 2010 Z	2010/12/29	2010/12/31
67319	KBC Fin Products Int'l Ltd. - HSI R Bear CBBC Dec 2010 A	2010/12/29	2010/12/31
62748	KBC Fin Products Int'l Ltd. - HSI R Bull CBBC Dec 2010 B	2010/12/29	2010/12/31
63020	KBC Fin Products Int'l Ltd. - HSI R Bull CBBC Dec 2010 D	2010/12/29	2010/12/31
63916	KBC Fin Products Int'l Ltd. - HSI R Bull CBBC Dec 2010 E	2010/12/29	2010/12/31
63958	KBC Fin Products Int'l Ltd. - HSI R Bull CBBC Dec 2010 M	2010/12/29	2010/12/31
63957	KBC Fin Products Int'l Ltd. - HSI R Bull CBBC Dec 2010 N	2010/12/29	2010/12/31
63956	KBC Fin Products Int'l Ltd. - HSI R Bull CBBC Dec 2010 Q	2010/12/29	2010/12/31
64048	KBC Fin Products Int'l Ltd. - HSI R Bull CBBC Dec 2010 R	2010/12/29	2010/12/31
64295	KBC Fin Products Int'l Ltd. - HSI R Bull CBBC Dec 2010 V	2010/12/29	2010/12/31
64033	Macquarie Bank Ltd. - HSI R Bull CBBC Dec 2010 C	2010/12/29	2010/12/31
63765	Merrill Lynch Int'l & Co. C.V. - HSI R Bull CBBC Dec 2010 A	2010/12/29	2010/12/31
63768	Merrill Lynch Int'l & Co. C.V. - HSI R Bull CBBC Dec 2010 B	2010/12/29	2010/12/31
64030	Merrill Lynch Int'l & Co. C.V. - HSI R Bull CBBC Dec 2010 E	2010/12/29	2010/12/31
63976	RB of Scotland N.V. - HSI R Bull CBBC Dec 2010 C	2010/12/29	2010/12/31
64003	RB of Scotland N.V. - HSI R Bull CBBC Dec 2010 D	2010/12/29	2010/12/31
64004	RB of Scotland N.V. - HSI R Bull CBBC Dec 2010 E	2010/12/29	2010/12/31
64182	RB of Scotland N.V. - HSI R Bull CBBC Dec 2010 G	2010/12/29	2010/12/31
64184	RB of Scotland N.V. - HSI R Bull CBBC Dec 2010 H	2010/12/29	2010/12/31
64322	RB of Scotland N.V. - HSI R Bull CBBC Dec 2010 I	2010/12/29	2010/12/31
64323	RB of Scotland N.V. - HSI R Bull CBBC Dec 2010 J	2010/12/29	2010/12/31
64225	SGA Societe Generale Acceptance N.V. - HSI R Bull CBBC Dec10D	2010/12/29	2010/12/31
63862	SGA Societe Generale Acceptance N.V. - HSI R Bull CBBC Dec10E	2010/12/29	2010/12/31
63925	SGA Societe Generale Acceptance N.V. - HSI R Bull CBBC Dec10F	2010/12/29	2010/12/31
63926	SGA Societe Generale Acceptance N.V. - HSI R Bull CBBC Dec10G	2010/12/29	2010/12/31
63967	SGA Societe Generale Acceptance N.V. - HSI R Bull CBBC Dec10H	2010/12/29	2010/12/31
63968	SGA Societe Generale Acceptance N.V. - HSI R Bull CBBC Dec10I	2010/12/29	2010/12/31
63982	SGA Societe Generale Acceptance N.V. - HSI R Bull CBBC Dec10K	2010/12/29	2010/12/31
63989	SGA Societe Generale Acceptance N.V. - HSI R Bull CBBC Dec10M	2010/12/29	2010/12/31
63990	SGA Societe Generale Acceptance N.V. - HSI R Bull CBBC Dec10N	2010/12/29	2010/12/31
63991	SGA Societe Generale Acceptance N.V. - HSI R Bull CBBC Dec10O	2010/12/29	2010/12/31
64063	SGA Societe Generale Acceptance N.V. - HSI R Bull CBBC Dec10P	2010/12/29	2010/12/31
64064	SGA Societe Generale Acceptance N.V. - HSI R Bull CBBC Dec10Q	2010/12/29	2010/12/31



## List of expired CBBC, 2010 (continued)

Code	CBBC	Last trading date	Delisted date
64125	SGA Societe Generale Acceptance N.V. -HSI R Bull CBBC Dec10V	2010/12/29	2010/12/31
64126	SGA Societe Generale Acceptance N.V. -HSI R Bull CBBC Dec10W	2010/12/29	2010/12/31
64223	SGA Societe Generale Acceptance N.V. -HSI R Bull CBBC Dec10Y	2010/12/29	2010/12/31
64224	SGA Societe Generale Acceptance N.V. -HSI R Bull CBBC Dec10Z	2010/12/29	2010/12/31
63856	UBS AG - A50 China R Bull CBBC Dec 2010 C	2010/12/29	2010/12/31
62036	UBS AG - HSCEI R Bull CBBC Dec 2010 A	2010/12/29	2010/12/31
62257	UBS AG - HSCEI R Bull CBBC Dec 2010 B	2010/12/29	2010/12/31
62881	UBS AG - HSCEI R Bull CBBC Dec 2010 D	2010/12/29	2010/12/31
66901	UBS AG - HSI R Bear CBBC Jun 2011 F	2010/12/29	2010/12/30
64006	UBS AG - HSI R Bull CBBC Dec 2010 B	2010/12/29	2010/12/31
63162	UBS AG - HSI R Bull CBBC Dec 2010 F	2010/12/29	2010/12/31
63891	UBS AG - HSI R Bull CBBC Dec 2010 H	2010/12/29	2010/12/31
64283	UBS AG - HSI R Bull CBBC Dec 2010 I	2010/12/29	2010/12/31
64062	UBS AG - HSI R Bull CBBC Dec 2010 J	2010/12/29	2010/12/31
64351	UBS AG - HSI R Bull CBBC Dec 2010 K	2010/12/29	2010/12/31
64005	UBS AG - HSI R Bull CBBC Dec 2010 L	2010/12/29	2010/12/31
62136	UBS AG - HSI R Bull CBBC Dec 2010 M	2010/12/29	2010/12/31
62259	UBS AG - HSI R Bull CBBC Dec 2010 O	2010/12/29	2010/12/31
63841	UBS AG - HSI R Bull CBBC Dec 2010 P	2010/12/29	2010/12/31
63945	UBS AG - HSI R Bull CBBC Dec 2010 R	2010/12/29	2010/12/31
64244	UBS AG - HSI R Bull CBBC Dec 2010 T	2010/12/29	2010/12/31
64145	UBS AG - HSI R Bull CBBC Dec 2010 U	2010/12/29	2010/12/31
62425	UBS AG - HSI R Bull CBBC Dec 2010 V	2010/12/29	2010/12/31
62426	UBS AG - HSI R Bull CBBC Dec 2010 W	2010/12/29	2010/12/31
62447	UBS AG - HSI R Bull CBBC Dec 2010 Y	2010/12/29	2010/12/31
66918	UBS AG - HSI R Bull CBBC May 2011 O	2010/12/29	2010/12/30
66261	Credit Suisse AG - CK(H) R Bear CBBC Mar 2011 C	2010/12/30	2010/12/31
66931	Credit Suisse AG - HSI R Bear CBBC Apr 2011 C	2010/12/30	2010/12/31
66939	Credit Suisse AG - HSI R Bull CBBC Jun 2011 V	2010/12/30	2010/12/31
64286	Deutsche Bank AG - DJIA R Bear CBBC Mar 2011 B	2010/12/30	2010/12/31
66917	Deutsche Bank AG - HSI R Bear CBBC Jun 2011 T	2010/12/30	2010/12/31
66953	Deutsche Bank AG - HSI R Bull CBBC Apr 2011 G	2010/12/30	2010/12/31
66552	RB of Scotland N.V. - DJIA R Bear CBBC Jun 2011 C	2010/12/30	2010/12/31
66934	UBS AG - HSI R Bear CBBC Mar 2011 E	2010/12/30	2010/12/31
66952	UBS AG - HSI R Bull CBBC May 2011 P	2010/12/30	2010/12/31
63905	SGA Societe Generale Acceptance N.V.-HSBC R Bull CBBC Dec09A	2009/12/08	2009/12/10
63906	SGA Societe Generale Acceptance N.V.-HWL R Bear CBBC Dec09A	2009/12/08	2009/12/10
63794	SGA Societe Generale Acceptance N.V.-ICBC R Bull CBBC Dec09B	2009/12/08	2009/12/10
64017	SGA Societe Generale Acceptance N.V.-PetCh R Bull CBBC Dec09A	2009/12/08	2009/12/10
67719	UBS AG - Angang Steel R Bear CBBC Feb 2010 B	2009/12/08	2009/12/09
68694	UBS AG - China Mobile R Bull CBBC Mar 2010 H	2009/12/08	2009/12/09
68735	UBS AG - China Tel R Bull CBBC Mar 2010 C	2009/12/08	2009/12/09
68667	UBS AG - HKEx R Bull CBBC Mar 2010 A	2009/12/08	2009/12/09
68862	UBS AG - HSI R Bear CBBC Jun 2010 Z	2009/12/08	2009/12/09
68703	UBS AG - HSI R Bull CBBC Apr 2010 N	2009/12/08	2009/12/09
64238	ABN AMRO Bank N.V. - Ch Life R Bull CBBC Dec 2009 A	2009/12/09	2009/12/11
64239	ABN AMRO Bank N.V. - China Mobile R Bull CBBC Dec 2009 A	2009/12/09	2009/12/11
64240	ABN AMRO Bank N.V. - HSBC R Bull CBBC Dec 2009 A	2009/12/09	2009/12/11
68919	ABN AMRO Bank N.V. - HSI R Bull CBBC Mar 2010 K	2009/12/09	2009/12/10
68840	BNP Paribas Arbit Issu B.V. - HSI R Bull CBBC Apr 2010 I	2009/12/09	2009/12/10
68917	BNP Paribas Arbit Issu B.V. - HSI R Bull CBBC Apr 2010 M	2009/12/09	2009/12/10
68816	CC Rabobank B.A. - HSI R Bull CBBC Jun 2010 Y	2009/12/09	2009/12/10
68685	Credit Suisse AG - HSI R Bull CBBC Apr 2010 V	2009/12/09	2009/12/10
68832	Credit Suisse AG - HSI R Bull CBBC May 2010 L	2009/12/09	2009/12/10
68897	Credit Suisse AG - HSI R Bull CBBC May 2010 P	2009/12/09	2009/12/10
68913	Credit Suisse AG - HSI R Bull CBBC May 2010 Q	2009/12/09	2009/12/10
68905	Deutsche Bank AG - HSI R Bull CBBC Apr 2010 I	2009/12/09	2009/12/10
68689	Deutsche Bank AG - HSI R Bull CBBC Mar 2010 J	2009/12/09	2009/12/10
68893	Deutsche Bank AG - HSI R Bull CBBC Mar 2010 R	2009/12/09	2009/12/10
68690	Deutsche Bank AG - HSI R Bull CBBC Mar 2010 V	2009/12/09	2009/12/10
68804	Deutsche Bank AG - HSI R Bull CBBC May 2010 T	2009/12/09	2009/12/10
68901	Goldman Sachs SP (Asia) - HSI R Bull CBBC Mar 2010 I	2009/12/09	2009/12/10
68902	Goldman Sachs SP (Asia) - HSI R Bull CBBC Mar 2010 X	2009/12/09	2009/12/10
68865	KBC Fin Products Int'l Ltd. - Ch Mobile R Bull CBBC Mar 10C	2009/12/09	2009/12/10
63101	KBC Fin Products Int'l Ltd. - HSBC R Bull CBBC Dec 2009 A	2009/12/09	2009/12/11
68864	KBC Fin Products Int'l Ltd. - HSI R Bull CBBC Mar 2010 M	2009/12/09	2009/12/10
68863	KBC Fin Products Int'l Ltd. - HSI R Bull CBBC Mar 2010 N	2009/12/09	2009/12/10
68812	SGA Societe Generale Acceptance N.V. -HSI R Bull CBBC Jun10M	2009/12/09	2009/12/10
68908	SGA Societe Generale Acceptance N.V. -HSI R Bull CBBC Jun10N	2009/12/09	2009/12/10
68909	SGA Societe Generale Acceptance N.V. -HSI R Bull CBBC Jun10O	2009/12/09	2009/12/10
68910	SGA Societe Generale Acceptance N.V. -HSI R Bull CBBC Jun10P	2009/12/09	2009/12/10
68911	SGA Societe Generale Acceptance N.V. -HSI R Bull CBBC Jun10Q	2009/12/09	2009/12/10
68912	SGA Societe Generale Acceptance N.V. -HSI R Bull CBBC Jun10R	2009/12/09	2009/12/10
68879	UBS AG - CC Bank R Bull CBBC Mar 2010 E	2009/12/09	2009/12/10
68696	UBS AG - HSBC R Bull CBBC Mar 2010 A	2009/12/09	2009/12/10
68835	UBS AG - HSI R Bull CBBC Apr 2010 S	2009/12/09	2009/12/10
68876	UBS AG - HSI R Bull CBBC Jul 2010 D	2009/12/09	2009/12/10
68907	UBS AG - HSI R Bull CBBC Jul 2010 E	2009/12/09	2009/12/10
68906	UBS AG - HSI R Bull CBBC Jun 2010 G	2009/12/09	2009/12/10
68873	UBS AG - HSI R Bull CBBC Mar 2010 A	2009/12/09	2009/12/10
68700	UBS AG - HSI R Bull CBBC Mar 2010 O	2009/12/09	2009/12/10
68699	UBS AG - HSI R Bull CBBC Mar 2010 Q	2009/12/09	2009/12/10
68883	UBS AG - ICBC R Bull CBBC Mar 2010 F	2009/12/09	2009/12/10
68845	ABN AMRO Bank N.V. - HSI R Bull CBBC Mar 2010 J	2009/12/10	2009/12/11
68948	BNP Paribas Arbit Issu B.V. - HSI R Bull CBBC May 2010 L	2009/12/10	2009/12/11
68815	CC Rabobank B.A. - HSI R Bull CBBC Jun 2010 X	2009/12/10	2009/12/11
68937	Credit Suisse AG - HSBC R Bull CBBC Apr 2010 G	2009/12/10	2009/12/11

## List of expired CBBC, 2010 (continued)

Code	CBBC	Last trading date	Delisted date
68684	Credit Suisse AG - HSI R Bull CBBC Apr 2010 Y	2009/12/10	2009/12/11
68935	Credit Suisse AG - HSI R Bull CBBC May 2010 S	2009/12/10	2009/12/11
67358	Deutsche Bank AG - China Mobile R Bull CBBC Mar 2010 B	2009/12/10	2009/12/11
68938	Deutsche Bank AG - HSI R Bull CBBC Apr 2010 B	2009/12/10	2009/12/11
68691	Deutsche Bank AG - HSI R Bull CBBC Apr 2010 Y	2009/12/10	2009/12/11
68946	Goldman Sachs SP (Asia) - HSI R Bull CBBC Apr 2010 R	2009/12/10	2009/12/11
68947	Goldman Sachs SP (Asia) - HSI R Bull CBBC May 2010 G	2009/12/10	2009/12/11
68849	Goldman Sachs SP (Asia) - HSI R Bull CBBC May 2010 H	2009/12/10	2009/12/11
68705	KBC Fin Products Int'l Ltd. - HSI R Bull CBBC Apr 2010 J	2009/12/10	2009/12/11
68930	KBC Fin Products Int'l Ltd. - HSI R Bull CBBC Mar 2010 H	2009/12/10	2009/12/11
68934	KBC Fin Products Int'l Ltd. - HSI R Bull CBBC Mar 2010 I	2009/12/10	2009/12/11
68811	SGA Societe Generale Acceptance N.V. -HSI R Bull CBBC Jun10L	2009/12/10	2009/12/11
68925	UBS AG - A50 China R Bull CBBC Mar 2010 M	2009/12/10	2009/12/11
68926	UBS AG - China Life R Bear CBBC Mar 2010 N	2009/12/10	2009/12/11
68931	UBS AG - China Life R Bull CBBC Mar 2010 O	2009/12/10	2009/12/11
67076	UBS AG - China Mobile R Bull CBBC Jan 2010 T	2009/12/10	2009/12/11
68933	UBS AG - HSCEI R Bull CBBC Apr 2010 G	2009/12/10	2009/12/11
68943	UBS AG - HSI R Bull CBBC Apr 2010 B	2009/12/10	2009/12/11
68874	UBS AG - HSI R Bull CBBC Jun 2010 E	2009/12/10	2009/12/11
68942	UBS AG - HSI R Bull CBBC Mar 2010 V	2009/12/10	2009/12/11
68941	UBS AG - Jiangxi Copper R Bull CBBC Mar 2010 Q	2009/12/10	2009/12/11
68734	UBS AG - Sinopec Corp R Bull CBBC Mar 2010 C	2009/12/10	2009/12/11
68654	UBS AG - TCH R Bull CBBC Mar 2010 F	2009/12/10	2009/12/11
67950	ABN AMRO Bank N.V. - TCH R Bear CBBC Mar 2010 D	2009/12/11	2009/12/14
68949	Credit Suisse AG - HSI R Bull CBBC Apr 2010 W	2009/12/11	2009/12/14
64827	Deutsche Bank AG - CC Bank R Bear CBBC Dec 2009 C	2009/12/11	2009/12/15
63723	Deutsche Bank AG - CC Bank R Bull CBBC Dec 2009 A	2009/12/11	2009/12/15
68968	Deutsche Bank AG - HSI R Bull CBBC May 2010 Y	2009/12/11	2009/12/14
64830	Deutsche Bank AG - ICBC R Bear CBBC Dec 2009 A	2009/12/11	2009/12/15
65245	SGA Societe Generale Acceptance N.V.-CTel R Bull CBBC Jan10B	2009/12/11	2009/12/14
67837	SGA Societe Generale Acceptance NV-Angang R Bear CBBC Mar10D	2009/12/11	2009/12/14
68973	UBS AG - A50 China R Bear CBBC Mar 2010 N	2009/12/11	2009/12/14
64601	UBS AG - A50 China R Bull CBBC Dec 2009 L	2009/12/11	2009/12/15
68463	UBS AG - Angang Steel R Bear CBBC Mar 2010 B	2009/12/11	2009/12/14
63354	UBS AG - BOCL R Bull CBBC Dec 2009 C	2009/12/11	2009/12/15
62707	UBS AG - CC Bank R Bull CBBC Dec 2009 A	2009/12/11	2009/12/15
63826	UBS AG - CC Bank R Bull CBBC Dec 2009 E	2009/12/11	2009/12/15
68976	UBS AG - China Life R Bull CBBC Mar 2010 Q	2009/12/11	2009/12/14
64645	UBS AG - CM Bank R Bull CBBC Dec 2009 B	2009/12/11	2009/12/15
63156	UBS AG - HS Bank R Bull CBBC Dec 2009 F	2009/12/11	2009/12/15
63046	UBS AG - HSBC R Bull CBBC Dec 2009 B	2009/12/11	2009/12/15
63084	UBS AG - HSBC R Bull CBBC Dec 2009 C	2009/12/11	2009/12/15
63107	UBS AG - HSBC R Bull CBBC Dec 2009 D	2009/12/11	2009/12/15
63108	UBS AG - HSBC R Bull CBBC Dec 2009 E	2009/12/11	2009/12/15
63832	UBS AG - HSBC R Bull CBBC Dec 2009 I	2009/12/11	2009/12/15
63980	UBS AG - HSBC R Bull CBBC Dec 2009 J	2009/12/11	2009/12/15
68969	UBS AG - HSI R Bull CBBC Apr 2010 Y	2009/12/11	2009/12/14
63021	UBS AG - Hutchison R Bull CBBC Dec 2009 A	2009/12/11	2009/12/15
63057	UBS AG - Hutchison R Bull CBBC Dec 2009 B	2009/12/11	2009/12/15
67723	UBS AG - TCH R Bear CBBC Feb 2010 B	2009/12/11	2009/12/14
67992	ABN AMRO Bank N.V. - TCH R Bear CBBC Mar 2010 E	2009/12/14	2009/12/15
67070	Credit Suisse - China Mobile R Bull CBBC Feb 2010 A	2009/12/14	2009/12/15
68899	Credit Suisse AG - A50 China R Bull CBBC Apr 2010 E	2009/12/14	2009/12/15
68936	Credit Suisse AG - China Life R Bull CBBC May 2010 H	2009/12/14	2009/12/15
68979	Credit Suisse AG - HSI R Bull CBBC Apr 2010 T	2009/12/14	2009/12/15
68939	Deutsche Bank AG - CC Bank R Bull CBBC May 2010 C	2009/12/14	2009/12/15
68971	Deutsche Bank AG - China Life R Bull CBBC May 2010 J	2009/12/14	2009/12/15
68977	Deutsche Bank AG - HSI R Bull CBBC May 2010 Z	2009/12/14	2009/12/15
68951	HK Bank - CC Bank R Bull CBBC Apr 2010 A	2009/12/14	2009/12/15
63924	KBC Fin Products Int'l Ltd. - HSBC R Bull CBBC Dec 2009 C	2009/12/14	2009/12/16
65039	KBC Fin Products Int'l Ltd. - SHK Ppt R Bull CBBC Dec 2009 B	2009/12/14	2009/12/16
64651	SGA Societe Generale Acceptance N.V.-CMob R Bull CBBC Jan10A	2009/12/14	2009/12/15
68043	SGA Societe Generale Acceptance N.V.-TCH R Bear CBBC Mar10C	2009/12/14	2009/12/15
68878	UBS AG - BOCL R Bull CBBC Mar 2010 E	2009/12/14	2009/12/15
68693	UBS AG - China Life R Bull CBBC Mar 2010 K	2009/12/14	2009/12/15
68975	UBS AG - HSI R Bull CBBC Apr 2010 R	2009/12/14	2009/12/15
68316	UBS AG - Ping An R Bull CBBC Feb 2010 L	2009/12/14	2009/12/15
68673	UBS AG - Sinopec Corp R Bear CBBC Mar 2010 B	2009/12/14	2009/12/15
67945	UBS AG - TCH R Bear CBBC Mar 2010 B	2009/12/14	2009/12/15
68993	Credit Suisse AG - HSI R Bull CBBC Apr 2010 O	2009/12/15	2009/12/16
66974	KBC Fin Products Int'l Ltd. - A50 China R Bear CBBC Dec 09H	2009/12/15	2009/12/17
68997	KBC Fin Products Int'l Ltd. - China Life R Bull CBBC Mar 10F	2009/12/15	2009/12/16
63266	SGA Societe Generale Acceptance N.V.-CCHC R Bull CBBC Dec09B	2009/12/15	2009/12/17
63427	SGA Societe Generale Acceptance N.V.-CMob R Bull CBBC Dec09B	2009/12/15	2009/12/17
63393	SGA Societe Generale Acceptance N.V.-HKEx R Bull CBBC Dec09B	2009/12/15	2009/12/17
63713	SGA Societe Generale Acceptance N.V.-HKEx R Bull CBBC Dec09C	2009/12/15	2009/12/17
63792	SGA Societe Generale Acceptance N.V.-TCH R Bull CBBC Dec09E	2009/12/15	2009/12/17
63424	SGA Societe Generale Acceptance N.V.-CCoal R Bull CBBC Dec09A	2009/12/15	2009/12/17
63787	SGA Societe Generale Acceptance N.V.-CK(H) R Bull CBBC Dec09A	2009/12/15	2009/12/17
63710	SGA Societe Generale Acceptance N.V.-CLife R Bull CBBC Dec09I	2009/12/15	2009/12/17
63790	SGA Societe Generale Acceptance N.V.-CNOOC R Bull CBBC Dec09B	2009/12/15	2009/12/17
63795	SGA Societe Generale Acceptance NV-PingAn R Bull CBBC Dec09B	2009/12/15	2009/12/17
68991	UBS AG - China Mobile R Bull CBBC Mar 2010 L	2009/12/15	2009/12/16
68992	UBS AG - HKEx R Bull CBBC Mar 2010 E	2009/12/15	2009/12/16
68990	UBS AG - HSI R Bull CBBC Jun 2010 H	2009/12/15	2009/12/16
68408	UBS AG - TCH R Bear CBBC Mar 2010 C	2009/12/15	2009/12/16
69023	Credit Suisse AG - HSI R Bear CBBC Apr 2010 N	2009/12/16	2009/12/17

## List of expired CBBC, 2010 (continued)

Code	CBBC	Last trading date	Delisted date
69010	Credit Suisse AG - HSI R Bull CBBC Apr 2010 P	2009/12/16	2009/12/17
69021	Deutsche Bank AG - HSI R Bear CBBC Apr 2010 O	2009/12/16	2009/12/17
69012	Deutsche Bank AG - HSI R Bear CBBC Mar 2010 H	2009/12/16	2009/12/17
69011	Deutsche Bank AG - HSI R Bull CBBC Jun 2010 D	2009/12/16	2009/12/17
69009	Deutsche Bank AG - HSI R Bull CBBC May 2010 D	2009/12/16	2009/12/17
68999	KBC Fin Products Int'l Ltd. - A50 China R Bull CBBC Mar 10D	2009/12/16	2009/12/17
69013	KBC Fin Products Int'l Ltd. - HSI R Bull CBBC Mar 2010 L	2009/12/16	2009/12/17
67659	SGA Societe Generale Acceptance N.V.-CCHC R Bull CBBC Mar10A	2009/12/16	2009/12/17
67548	UBS AG - CCHC R Bull CBBC Feb 2010 J	2009/12/16	2009/12/17
69016	UBS AG - HKEx R Bear CBBC Mar 2010 F	2009/12/16	2009/12/17
69017	UBS AG - HSBC R Bear CBBC Apr 2010 F	2009/12/16	2009/12/17
69007	UBS AG - HSBC R Bull CBBC Apr 2010 E	2009/12/16	2009/12/17
69019	UBS AG - HSI R Bear CBBC Mar 2010 Q	2009/12/16	2009/12/17
69014	UBS AG - HSI R Bull CBBC Mar 2010 M	2009/12/16	2009/12/17
69008	UBS AG - HSI R Bull CBBC Mar 2010 U	2009/12/16	2009/12/17
68884	UBS AG - Petrochina R Bull CBBC Mar 2010 B	2009/12/16	2009/12/17
66551	ABN AMRO Bank N.V. - China Tel R Bull CBBC Feb 2010 A	2009/12/17	2009/12/18
65675	ABN AMRO Bank N.V. - DJIA R Bull CBBC Dec 2009 A	2009/12/17	2009/12/21
65676	ABN AMRO Bank N.V. - DJIA R Bull CBBC Dec 2009 B	2009/12/17	2009/12/21
66353	ABN AMRO Bank N.V. - DJIA R Bull CBBC Dec 2009 E	2009/12/17	2009/12/21
68920	ABN AMRO Bank N.V. - HSCEI R Bull CBBC Mar 2010 A	2009/12/17	2009/12/18
68844	ABN AMRO Bank N.V. - HSI R Bull CBBC Mar 2010 I	2009/12/17	2009/12/18
68841	ABN AMRO Bank N.V. - Jiangxi Copper R Bull CBBC Mar 2010 B	2009/12/17	2009/12/18
68839	BNP Paribas Arbit Issu B.V. - HSI R Bull CBBC Apr 2010 J	2009/12/17	2009/12/18
68601	CC Rabobank B.A. - A50 China R Bull CBBC Jun 2010 A	2009/12/17	2009/12/18
68814	CC Rabobank B.A. - HSI R Bull CBBC Jun 2010 W	2009/12/17	2009/12/18
69038	Credit Suisse AG - HSI R Bear CBBC May 2010 U	2009/12/17	2009/12/18
68725	Credit Suisse AG - HSI R Bull CBBC Apr 2010 U	2009/12/17	2009/12/18
69031	Credit Suisse AG - HSI R Bull CBBC Apr 2010 Z	2009/12/17	2009/12/18
68831	Credit Suisse AG - HSI R Bull CBBC May 2010 K	2009/12/17	2009/12/18
68896	Credit Suisse AG - HSI R Bull CBBC May 2010 O	2009/12/17	2009/12/18
68892	Deutsche Bank AG - China Life R Bull CBBC May 2010 H	2009/12/17	2009/12/18
69036	Deutsche Bank AG - HSI R Bear CBBC Mar 2010 N	2009/12/17	2009/12/18
68860	Deutsche Bank AG - HSI R Bull CBBC Apr 2010 K	2009/12/17	2009/12/18
68724	Deutsche Bank AG - HSI R Bull CBBC Mar 2010 X	2009/12/17	2009/12/18
69032	Deutsche Bank AG - HSI R Bull CBBC May 2010 F	2009/12/17	2009/12/18
68848	Goldman Sachs SP (Asia) - HSI R Bull CBBC Apr 2010 O	2009/12/17	2009/12/18
64023	HK Bank - A50 R Bull CBBC Dec 2009 A	2009/12/17	2009/12/21
68959	HK Bank - A50 R Bull CBBC May 2010 A	2009/12/17	2009/12/18
63597	HK Bank - CC Bank R Bull CBBC Dec 2009 A	2009/12/17	2009/12/21
64856	HK Bank - China Mobile R Bear CBBC Dec 2009 A	2009/12/17	2009/12/21
68974	HK Bank - HSI R Bull CBBC Apr 2010 D	2009/12/17	2009/12/18
66724	KBC Fin Products Int'l Ltd. - A50 China R Bull CBBC Dec 09 F	2009/12/17	2009/12/21
66686	KBC Fin Products Int'l Ltd. - CHALCO R Bull CBBC Dec 2009 A	2009/12/17	2009/12/21
64155	KBC Fin Products Int'l Ltd. - HKEx R Bear CBBC Dec 2009 C	2009/12/17	2009/12/21
69040	KBC Fin Products Int'l Ltd. - HSI R Bear CBBC Mar 2010 K	2009/12/17	2009/12/18
68722	KBC Fin Products Int'l Ltd. - HSI R Bull CBBC Apr 2010 K	2009/12/17	2009/12/18
69035	KBC Fin Products Int'l Ltd. - HSI R Bull CBBC Apr 2010 N	2009/12/17	2009/12/18
68851	Merrill Lynch Int'l & Co. C.V. - HSI R Bull CBBC Jun 2010 G	2009/12/17	2009/12/18
68852	Merrill Lynch Int'l & Co. C.V. - HSI R Bull CBBC Jun 2010 H	2009/12/17	2009/12/18
68808	SGA Societe Generale Acceptance N.V. -HSI R Bull CBBC Jun10I	2009/12/17	2009/12/18
68809	SGA Societe Generale Acceptance N.V. -HSI R Bull CBBC Jun10J	2009/12/17	2009/12/18
68810	SGA Societe Generale Acceptance N.V. -HSI R Bull CBBC Jun10K	2009/12/17	2009/12/18
67831	SGA Societe Generale Acceptance NV-Esprit R Bull CBBC Apr10B	2009/12/17	2009/12/18
68697	UBS AG - A50 China R Bull CBBC Mar 2010 J	2009/12/17	2009/12/18
69034	UBS AG - China Mobile R Bull CBBC Apr 2010 C	2009/12/17	2009/12/18
68932	UBS AG - HSCEI R Bull CBBC Apr 2010 F	2009/12/17	2009/12/18
69047	UBS AG - HSI R Bear CBBC Apr 2010 I	2009/12/17	2009/12/18
68702	UBS AG - HSI R Bull CBBC Apr 2010 Q	2009/12/17	2009/12/18
68875	UBS AG - HSI R Bull CBBC Jul 2010 C	2009/12/17	2009/12/18
68732	UBS AG - HSI R Bull CBBC Jun 2010 U	2009/12/17	2009/12/18
69033	UBS AG - HSI R Bull CBBC Mar 2010 O	2009/12/17	2009/12/18
68698	UBS AG - HSI R Bull CBBC Mar 2010 P	2009/12/17	2009/12/18
68833	UBS AG - HSI R Bull CBBC May 2010 A	2009/12/17	2009/12/18
65287	ABN AMRO Bank N.V. - A50 China R Bear CBBC Dec 2009 N	2009/12/18	2009/12/22
64789	ABN AMRO Bank N.V. - A50 China R Bull CBBC Dec 2009 A	2009/12/18	2009/12/22
64790	ABN AMRO Bank N.V. - A50 China R Bull CBBC Dec 2009 B	2009/12/18	2009/12/22
69027	ABN AMRO Bank N.V. - A50 China R Bull CBBC Mar 2010 C	2009/12/18	2009/12/21
65084	ABN AMRO Bank N.V. - CC Bank R Bear CBBC Dec 2009 C	2009/12/18	2009/12/22
65077	ABN AMRO Bank N.V. - CC Bank R Bull CBBC Dec 2009 A	2009/12/18	2009/12/22
68843	ABN AMRO Bank N.V. - HSI R Bull CBBC Mar 2010 H	2009/12/18	2009/12/21
68838	BNP Paribas Arbit Issu B.V. - HSI R Bull CBBC Apr 2010 L	2009/12/18	2009/12/21
69083	BNP Paribas Arbit Issu B.V. - HSI R Bull CBBC Apr 2010 W	2009/12/18	2009/12/21
68813	CC Rabobank B.A. - HSI R Bull CBBC Jun 2010 V	2009/12/18	2009/12/21
68223	Credit Suisse - A50 China R Bull CBBC Mar 2010 E	2009/12/18	2009/12/21
68830	Credit Suisse AG - HSI R Bull CBBC May 2010 J	2009/12/18	2009/12/21
68895	Credit Suisse AG - HSI R Bull CBBC May 2010 N	2009/12/18	2009/12/21
69084	Credit Suisse AG - HSI R Bull CBBC May 2010 X	2009/12/18	2009/12/21
69085	Credit Suisse AG - HSI R Bull CBBC May 2010 Y	2009/12/18	2009/12/21
68224	Deutsche Bank AG - A50 China R Bull CBBC May 2010 A	2009/12/18	2009/12/21
65107	Deutsche Bank AG - CC Bank R Bear CBBC Dec 2009 E	2009/12/18	2009/12/22
64848	Deutsche Bank AG - CC Bank R Bull CBBC Dec 2009 D	2009/12/18	2009/12/22
65051	Deutsche Bank AG - China Life R Bull CBBC Dec 2009 F	2009/12/18	2009/12/22
65052	Deutsche Bank AG - China Life R Bull CBBC Dec 2009 G	2009/12/18	2009/12/22
69090	Deutsche Bank AG - HSI R Bull CBBC Jun 2010 E	2009/12/18	2009/12/21
68723	Deutsche Bank AG - HSI R Bull CBBC Mar 2010 O	2009/12/18	2009/12/21
69074	Deutsche Bank AG - HSI R Bull CBBC May 2010 J	2009/12/18	2009/12/21

## List of expired CBBC, 2010 (continued)

Code	CBBC	Last trading date	Delisted date
69099	Goldman Sachs SP (Asia) - HSI R Bull CBBC Mar 2010 D	2009/12/18	2009/12/21
69100	Goldman Sachs SP (Asia) - HSI R Bull CBBC Mar 2010 F	2009/12/18	2009/12/21
68847	Goldman Sachs SP (Asia) - HSI R Bull CBBC Mar 2010 H	2009/12/18	2009/12/21
68950	HK Bank - CHALCO R Bull CBBC May 2010 A	2009/12/18	2009/12/21
68952	HK Bank - China Life R Bull CBBC Apr 2010 A	2009/12/18	2009/12/21
67742	KBC Fin Products Int'l Ltd. - A50 China R Bull CBBC Feb 10 B	2009/12/18	2009/12/21
68656	KBC Fin Products Int'l Ltd. - China Life R Bull CBBC Apr 10A	2009/12/18	2009/12/21
68721	KBC Fin Products Int'l Ltd. - HSI R Bull CBBC Mar 2010 A	2009/12/18	2009/12/21
69098	KBC Fin Products Int'l Ltd. - HSI R Bull CBBC Mar 2010 W	2009/12/18	2009/12/21
68435	KBC Fin Products Int'l Ltd. - Jiangxi C R Bull CBBC Apr 10 A	2009/12/18	2009/12/21
68850	Merrill Lynch Int'l & Co. C.V. - HSI R Bull CBBC Jun 2010 F	2009/12/18	2009/12/21
68257	SGA Societe Generale Acceptance N.V. -A50 R Bull CBBC Mar10B	2009/12/18	2009/12/21
69063	SGA Societe Generale Acceptance N.V. -HSI R Bull CBBC Jun10C	2009/12/18	2009/12/21
69064	SGA Societe Generale Acceptance N.V. -HSI R Bull CBBC Jun10D	2009/12/18	2009/12/21
69080	SGA Societe Generale Acceptance N.V. -HSI R Bull CBBC Jun10E	2009/12/18	2009/12/21
69081	SGA Societe Generale Acceptance N.V. -HSI R Bull CBBC Jun10F	2009/12/18	2009/12/21
68806	SGA Societe Generale Acceptance N.V. -HSI R Bull CBBC Jun10G	2009/12/18	2009/12/21
68807	SGA Societe Generale Acceptance N.V. -HSI R Bull CBBC Jun10H	2009/12/18	2009/12/21
69082	SGA Societe Generale Acceptance N.V. -HSI R Bull CBBC Jun10R	2009/12/18	2009/12/21
62729	SGA Societe Generale Acceptance N.V.-CMob R Bull CBBC Dec09A	2009/12/18	2009/12/22
63066	SGA Societe Generale Acceptance N.V.-CTel R Bear CBBC Dec09A	2009/12/18	2009/12/22
62812	SGA Societe Generale Acceptance N.V.-TCH R Bull CBBC Dec09B	2009/12/18	2009/12/22
63065	SGA Societe Generale Acceptance N.V.-CP&CC R Bull CBBC Dec09A	2009/12/18	2009/12/22
68546	SGA Societe Generale Acceptance NV.-JiangC R Bull CBBC Mar10B	2009/12/18	2009/12/21
69094	UBS AG - A50 China R Bull CBBC Apr 2010 C	2009/12/18	2009/12/21
62271	UBS AG - A50 China R Bull CBBC Dec 2009 B	2009/12/18	2009/12/22
62272	UBS AG - A50 China R Bull CBBC Dec 2009 C	2009/12/18	2009/12/22
63745	UBS AG - A50 China R Bull CBBC Dec 2009 K	2009/12/18	2009/12/22
69091	UBS AG - Angang Steel R Bull CBBC Mar 2010 C	2009/12/18	2009/12/21
64388	UBS AG - CC Bank R Bull CBBC Dec 2009 G	2009/12/18	2009/12/22
67617	UBS AG - CC Bank R Bull CBBC Feb 2010 J	2009/12/18	2009/12/21
63741	UBS AG - China Life R Bull CBBC Dec 2009 B	2009/12/18	2009/12/22
64391	UBS AG - China Life R Bull CBBC Dec 2009 F	2009/12/18	2009/12/22
68733	UBS AG - China Life R Bull CBBC Mar 2010 L	2009/12/18	2009/12/21
69093	UBS AG - China Life R Bull CBBC May 2010 B	2009/12/18	2009/12/21
61880	UBS AG - China Mobile R Bear CBBC Dec 2009 C	2009/12/18	2009/12/22
61879	UBS AG - China Mobile R Bear CBBC Dec 2009 D	2009/12/18	2009/12/22
62267	UBS AG - China Mobile R Bull CBBC Dec 2009 E	2009/12/18	2009/12/22
63742	UBS AG - China Mobile R Bull CBBC Dec 2009 F	2009/12/18	2009/12/22
63743	UBS AG - CNOOC R Bull CBBC Dec 2009 F	2009/12/18	2009/12/22
68231	UBS AG - CUni R Bull CBBC Feb 2010 H	2009/12/18	2009/12/21
63744	UBS AG - HKEx R Bull CBBC Dec 2009 D	2009/12/18	2009/12/22
63831	UBS AG - HKEx R Bull CBBC Dec 2009 E	2009/12/18	2009/12/22
63863	UBS AG - HKEx R Bull CBBC Dec 2009 G	2009/12/18	2009/12/22
68731	UBS AG - HSI R Bull CBBC Apr 2010 M	2009/12/18	2009/12/21
68834	UBS AG - HSI R Bull CBBC Apr 2010 V	2009/12/18	2009/12/21
69097	UBS AG - HSI R Bull CBBC Jun 2010 J	2009/12/18	2009/12/21
69096	UBS AG - HSI R Bull CBBC Mar 2010 V	2009/12/18	2009/12/21
68462	UBS AG - Jiangxi Copper R Bull CBBC Mar 2010 O	2009/12/18	2009/12/21
63834	UBS AG - Petrochina R Bull CBBC Dec 2009 B	2009/12/18	2009/12/22
63981	UBS AG - Petrochina R Bull CBBC Dec 2009 D	2009/12/18	2009/12/22
68996	UBS AG - R&F R Bull CBBC Mar 2010 A	2009/12/18	2009/12/21
65019	UBS AG - SHK Ppt R Bull CBBC Dec 2009 A	2009/12/18	2009/12/22
63835	UBS AG - Sinopec Corp R Bear CBBC Dec 2009 B	2009/12/18	2009/12/22
67947	ABN AMRO Bank N.V. - PetCh R Bull CBBC Mar 2010 C	2009/12/21	2009/12/22
67589	BNP Paribas Arbit Issu B.V. - HSI R Bull CBBC Apr 2010 H	2009/12/21	2009/12/22
67701	BNP Paribas Arbit Issu B.V. - HSI R Bull CBBC May 2010 A	2009/12/21	2009/12/22
67674	CC Rabobank B.A. - HSI R Bull CBBC Apr 2010 C	2009/12/21	2009/12/22
67573	Credit Suisse - HSI R Bull CBBC Feb 2010 W	2009/12/21	2009/12/22
68291	Credit Suisse AG - China Life R Bull CBBC May 2010 B	2009/12/21	2009/12/22
69115	Credit Suisse AG - HSI R Bull CBBC May 2010 Z	2009/12/21	2009/12/22
68278	Deutsche Bank AG - China Life R Bull CBBC Mar 2010 K	2009/12/21	2009/12/22
67662	Deutsche Bank AG - HSI R Bull CBBC Apr 2010 Z	2009/12/21	2009/12/22
67600	Deutsche Bank AG - HSI R Bull CBBC Mar 2010 A	2009/12/21	2009/12/22
69116	Deutsche Bank AG - HSI R Bull CBBC May 2010 A	2009/12/21	2009/12/22
68228	Deutsche Bank AG - HSI R Bull CBBC May 2010 K	2009/12/21	2009/12/22
67593	Goldman Sachs SP (Asia) - HSI R Bull CBBC May 2010 P	2009/12/21	2009/12/22
67953	HK Bank - A50 R Bull CBBC Mar 2010 D	2009/12/21	2009/12/22
69049	KBC Fin Products Int'l Ltd. - China Life R Bull CBBC Apr 10C	2009/12/21	2009/12/22
67581	KBC Fin Products Int'l Ltd. - HSI R Bull CBBC Mar 2010 V	2009/12/21	2009/12/22
67797	SGA Societe Generale Acceptance N.V. -HSI R Bull CBBC Mar10H	2009/12/21	2009/12/22
67630	SGA Societe Generale Acceptance N.V. -HSI R Bull CBBC May10P	2009/12/21	2009/12/22
69060	SGA Societe Generale Acceptance N.V.-CLife R Bull CBBC Jun10F	2009/12/21	2009/12/22
67964	SGA Societe Generale Acceptance NV -HSCEI R Bull CBBC Feb10E	2009/12/21	2009/12/22
67664	UBS AG - A50 China R Bull CBBC Feb 2010 S	2009/12/21	2009/12/22
68193	UBS AG - China Life R Bull CBBC Feb 2010 X	2009/12/21	2009/12/22
69112	UBS AG - China Life R Bull CBBC May 2010 C	2009/12/21	2009/12/22
69113	UBS AG - China Mobile R Bear CBBC Apr 2010 D	2009/12/21	2009/12/22
69122	UBS AG - HSI R Bull CBBC Apr 2010 N	2009/12/21	2009/12/22
68701	UBS AG - HSI R Bull CBBC Apr 2010 U	2009/12/21	2009/12/22
67582	UBS AG - HSI R Bull CBBC Jan 2010 X	2009/12/21	2009/12/22
67658	UBS AG - HSI R Bull CBBC May 2010 J	2009/12/21	2009/12/22
68953	HK Bank - China Mobile R Bull CBBC Apr 2010 A	2009/12/22	2009/12/23
67100	KBC Fin Products Int'l Ltd. - Ch Mobile R Bear CBBC Dec 09A	2009/12/22	2009/12/24
63788	SGA Societe Generale Acceptance N.V.-CCHC R Bull CBBC Dec09E	2009/12/22	2009/12/24
63391	SGA Societe Generale Acceptance N.V.-CMB R Bull CBBC Dec 09A	2009/12/22	2009/12/24
63566	SGA Societe Generale Acceptance N.V.-CMob R Bull CBBC Dec09C	2009/12/22	2009/12/24

## List of expired CBBC, 2010 (continued)

Code	CBBC	Last trading date	Delisted date
64130	SGA Societe Generale Acceptance N.V.-CMob R Bull CBBC Dec09D	2009/12/22	2009/12/24
63652	SGA Societe Generale Acceptance N.V.-CTel R Bull CBBC Dec09B	2009/12/22	2009/12/24
63653	SGA Societe Generale Acceptance N.V.-CUni R Bull CBBC Dec09B	2009/12/22	2009/12/24
63194	SGA Societe Generale Acceptance N.V.-CP&CC R Bull CBBC Dec09B	2009/12/22	2009/12/24
67974	SGA Societe Generale Acceptance N.V.-PetCh R Bull CBBC Mar10A	2009/12/22	2009/12/23
69136	UBS AG - HSI R Bull CBBC Jul 2010 G	2009/12/22	2009/12/23
69129	UBS AG - TCH R Bull CBBC Apr 2010 E	2009/12/22	2009/12/23
69138	Deutsche Bank AG - HSI R Bull CBBC Jun 2010 G	2009/12/23	2009/12/24
69141	KBC Fin Products Int'l Ltd. - HSI R Bull CBBC Mar 2010 B	2009/12/23	2009/12/24
64798	SGA Societe Generale Acceptance N.V.-CUni R Bull CBBC Jan10B	2009/12/23	2009/12/24
68695	UBS AG - HKEx R Bull CBBC Mar 2010 C	2009/12/23	2009/12/24
69139	UBS AG - HSBC R Bull CBBC Apr 2010 G	2009/12/23	2009/12/24
69140	UBS AG - HSI R Bull CBBC Mar 2010 U	2009/12/23	2009/12/24
69088	ABN AMRO Bank N.V. - Nikkel 225 R Bear CBBC Jun 2010 C	2009/12/24	2009/12/28
69166	BNP Paribas Arbit Issu B.V. - HSI R Bear CBBC May 2010 M	2009/12/24	2009/12/28
69175	Credit Suisse AG - HSI R Bear CBBC May 2010 I	2009/12/24	2009/12/28
69158	Credit Suisse AG - HSI R Bull CBBC May 2010 E	2009/12/24	2009/12/28
69167	Deutsche Bank AG - HSI R Bear CBBC Apr 2010 F	2009/12/24	2009/12/28
69161	Deutsche Bank AG - HSI R Bear CBBC Mar 2010 V	2009/12/24	2009/12/28
69154	Deutsche Bank AG - HSI R Bull CBBC May 2010 L	2009/12/24	2009/12/28
69157	Deutsche Bank AG - HSI R Bull CBBC May 2010 O	2009/12/24	2009/12/28
64019	HK Bank - CC Bank R Bull CBBC Dec 2009 C	2009/12/24	2009/12/29
64028	HK Bank - Sinopec Corp R Bear CBBC Dec 2009 A	2009/12/24	2009/12/29
69173	KBC Fin Products Int'l Ltd. - HSI R Bear CBBC Mar 2010 F	2009/12/24	2009/12/28
69163	KBC Fin Products Int'l Ltd. - HSI R Bull CBBC Apr 2010 P	2009/12/24	2009/12/28
69165	UBS AG - A50 China R Bull CBBC Apr 2010 D	2009/12/24	2009/12/28
64774	UBS AG - A50 China R Bull CBBC Dec 2009 M	2009/12/24	2009/12/29
64917	UBS AG - A50 China R Bull CBBC Dec 2009 N	2009/12/24	2009/12/29
64903	UBS AG - BOCL R Bull CBBC Dec 2009 F	2009/12/24	2009/12/29
65046	UBS AG - China Life R Bull CBBC Dec 2009 L	2009/12/24	2009/12/29
64723	UBS AG - China Mobile R Bear CBBC Dec 2009 K	2009/12/24	2009/12/29
69159	UBS AG - China Mobile R Bull CBBC Apr 2010 E	2009/12/24	2009/12/28
64721	UBS AG - CNOOC R Bear CBBC Dec 2009 N	2009/12/24	2009/12/29
64995	UBS AG - HKEx R Bull CBBC Dec 2009 T	2009/12/24	2009/12/29
62268	UBS AG - HS Bank R Bull CBBC Dec 2009 A	2009/12/24	2009/12/29
62593	UBS AG - HS Bank R Bull CBBC Dec 2009 D	2009/12/24	2009/12/29
69180	UBS AG - HSBC R Bear CBBC Apr 2010 H	2009/12/24	2009/12/28
69185	UBS AG - HSI R Bear CBBC Apr 2010 B	2009/12/24	2009/12/28
69160	UBS AG - HSI R Bull CBBC Mar 2010 M	2009/12/24	2009/12/28
64823	UBS AG - ICBC R Bull CBBC Dec 2009 A	2009/12/24	2009/12/29
64728	UBS AG - Petrochina R Bear CBBC Dec 2009 H	2009/12/24	2009/12/29
69170	ABN AMRO Bank N.V. - HSI R Bear CBBC Mar 2010 O	2009/12/28	2009/12/29
69142	BNP Paribas Arbit Issu B.V. - HSI R Bear CBBC Apr 2010 V	2009/12/28	2009/12/29
69190	CC Rabobank B.A. - HSI R Bear CBBC Jun 2010 J	2009/12/28	2009/12/29
69189	CC Rabobank B.A. - HSI R Bear CBBC Jun 2010 K	2009/12/28	2009/12/29
69229	Credit Suisse AG - HSI R Bear CBBC Jun 2010 I	2009/12/28	2009/12/29
69230	Credit Suisse AG - HSI R Bear CBBC Jun 2010 J	2009/12/28	2009/12/29
69146	Credit Suisse AG - HSI R Bear CBBC May 2010 F	2009/12/28	2009/12/29
69234	Credit Suisse AG - TCH R Bear CBBC Apr 2010 E	2009/12/28	2009/12/29
69247	Deutsche Bank AG - HSI R Bear CBBC Apr 2010 W	2009/12/28	2009/12/29
69143	Deutsche Bank AG - HSI R Bear CBBC Mar 2010 C	2009/12/28	2009/12/29
69227	Deutsche Bank AG - HSI R Bear CBBC Mar 2010 H	2009/12/28	2009/12/29
69177	Goldman Sachs SP (Asia) - HSI R Bear CBBC Apr 2010 N	2009/12/28	2009/12/29
69248	Goldman Sachs SP (Asia) - HSI R Bear CBBC May 2010 D	2009/12/28	2009/12/29
69235	KBC Fin Products Int'l Ltd. - HSI R Bear CBBC Mar 2010 C	2009/12/28	2009/12/29
69174	KBC Fin Products Int'l Ltd. - HSI R Bear CBBC Mar 2010 D	2009/12/28	2009/12/29
69233	SGA Societe Generale Acceptance N.V. - HSI R Bear CBBC Jun10J	2009/12/28	2009/12/29
69232	SGA Societe Generale Acceptance N.V. - HSI R Bear CBBC Jun10K	2009/12/28	2009/12/29
69193	SGA Societe Generale Acceptance N.V. - HSI R Bear CBBC Jun10M	2009/12/28	2009/12/29
69192	SGA Societe Generale Acceptance N.V. - HSI R Bear CBBC Jun10N	2009/12/28	2009/12/29
69191	SGA Societe Generale Acceptance N.V. - HSI R Bear CBBC Jun10O	2009/12/28	2009/12/29
69145	SGA Societe Generale Acceptance N.V. - HSI R Bear CBBC Jun10Q	2009/12/28	2009/12/29
69182	UBS AG - A50 China R Bear CBBC Apr 2010 E	2009/12/28	2009/12/29
69200	UBS AG - China Life R Bull CBBC May 2010 G	2009/12/28	2009/12/29
69149	UBS AG - HKEx R Bear CBBC May 2010 A	2009/12/28	2009/12/29
69238	UBS AG - HSI R Bear CBBC Jul 2010 I	2009/12/28	2009/12/29
69237	UBS AG - HSI R Bear CBBC Mar 2010 O	2009/12/28	2009/12/29
69147	UBS AG - HSI R Bear CBBC Mar 2010 Q	2009/12/28	2009/12/29
64580	ABN AMRO Bank N.V. - HSCEI R Bull CBBC Dec 2009 A	2009/12/29	2009/12/31
64581	ABN AMRO Bank N.V. - HSCEI R Bull CBBC Dec 2009 B	2009/12/29	2009/12/31
64608	ABN AMRO Bank N.V. - HSCEI R Bull CBBC Dec 2009 E	2009/12/29	2009/12/31
65771	ABN AMRO Bank N.V. - HSCEI R Bull CBBC Dec 2009 I	2009/12/29	2009/12/31
66203	ABN AMRO Bank N.V. - HSCEI R Bull CBBC Dec 2009 L	2009/12/29	2009/12/31
64921	ABN AMRO Bank N.V. - HSI R Bull CBBC Dec 2009 F	2009/12/29	2009/12/31
65238	ABN AMRO Bank N.V. - HSI R Bull CBBC Dec 2009 G	2009/12/29	2009/12/31
65772	ABN AMRO Bank N.V. - HSI R Bull CBBC Dec 2009 S	2009/12/29	2009/12/31
64836	ABN AMRO Bank N.V. - HSI R Bull CBBC Dec 2009 T	2009/12/29	2009/12/31
64837	ABN AMRO Bank N.V. - HSI R Bull CBBC Dec 2009 U	2009/12/29	2009/12/31
64838	ABN AMRO Bank N.V. - HSI R Bull CBBC Dec 2009 V	2009/12/29	2009/12/31
65284	ABN AMRO Bank N.V. - HSI R Bull CBBC Dec 2009 W	2009/12/29	2009/12/31
65239	ABN AMRO Bank N.V. - HSI R Bull CBBC Dec 2009 X	2009/12/29	2009/12/31
63895	Barclays Bank plc - HSI Bull CBBC Dec 2009 A	2009/12/29	2009/12/31
63896	Barclays Bank plc - HSI Bull CBBC Dec 2009 B	2009/12/29	2009/12/31
60648	BNP Paribas Arbit Issu B.V. - Ch Life R Bull CBBC Dec 2009 A	2009/12/29	2009/12/31
60558	BNP Paribas Arbit Issu B.V. - HSCEI R Bull CBBC Dec 2009 A	2009/12/29	2009/12/31
60630	BNP Paribas Arbit Issu B.V. - HSI R Bull CBBC Dec 2009 D	2009/12/29	2009/12/31
63729	BNP Paribas Arbit Issu B.V. - HSI R Bull CBBC Dec 2009 O	2009/12/29	2009/12/31

## List of expired CBBC, 2010 (continued)

Code	CBBC	Last trading date	Delisted date
63731	BNP Paribas Arbit Issu B.V. - HSI R Bull CBBC Dec 2009 P	2009/12/29	2009/12/31
63730	BNP Paribas Arbit Issu B.V. - HSI R Bull CBBC Dec 2009 R	2009/12/29	2009/12/31
62433	BNP Paribas Arbit Issu B.V. - HSI R Bull CBBC Dec 2009 S	2009/12/29	2009/12/31
62561	BNP Paribas Arbit Issu B.V. - HSI R Bull CBBC Dec 2009 U	2009/12/29	2009/12/31
62678	BNP Paribas Arbit Issu B.V. - HSI R Bull CBBC Dec 2009 V	2009/12/29	2009/12/31
62717	BNP Paribas Arbit Issu B.V. - HSI R Bull CBBC Dec 2009 W	2009/12/29	2009/12/31
63125	BNP Paribas Arbit Issu B.V. - HSI R Bull CBBC Dec 2009 X	2009/12/29	2009/12/31
62518	CC Rabobank B.A. - HSCEI R Bull CBBC Dec 2009 A	2009/12/29	2009/12/31
62793	CC Rabobank B.A. - HSCEI R Bull CBBC Dec 2009 C	2009/12/29	2009/12/31
63326	CC Rabobank B.A. - HSCEI R Bull CBBC Dec 2009 E	2009/12/29	2009/12/31
69249	CC Rabobank B.A. - HSI R Bear CBBC Jul 2010 A	2009/12/29	2009/12/30
64814	CC Rabobank B.A. - HSI R Bull CBBC Dec 2009 T	2009/12/29	2009/12/31
65936	Credit Suisse - HSI R Bear CBBC Dec 2009 O	2009/12/29	2009/12/31
66057	Credit Suisse - HSI R Bear CBBC Dec 2009 S	2009/12/29	2009/12/31
65922	Credit Suisse - HSI R Bull CBBC Dec 2009 A	2009/12/29	2009/12/31
65923	Credit Suisse - HSI R Bull CBBC Dec 2009 B	2009/12/29	2009/12/31
65924	Credit Suisse - HSI R Bull CBBC Dec 2009 C	2009/12/29	2009/12/31
65925	Credit Suisse - HSI R Bull CBBC Dec 2009 D	2009/12/29	2009/12/31
65926	Credit Suisse - HSI R Bull CBBC Dec 2009 E	2009/12/29	2009/12/31
69284	Credit Suisse AG - HSI R Bear CBBC Jun 2010 K	2009/12/29	2009/12/30
69283	Credit Suisse AG - HSI R Bear CBBC May 2010 Q	2009/12/29	2009/12/30
69276	Deutsche Bank AG - China Life R Bear CBBC Jun 2010 A	2009/12/29	2009/12/30
69282	Deutsche Bank AG - HSI R Bear CBBC Apr 2010 L	2009/12/29	2009/12/30
69281	Deutsche Bank AG - HSI R Bear CBBC Apr 2010 V	2009/12/29	2009/12/30
62821	Deutsche Bank AG - HSI R Bull CBBC Dec 2009 A	2009/12/29	2009/12/31
62822	Deutsche Bank AG - HSI R Bull CBBC Dec 2009 B	2009/12/29	2009/12/31
62844	Deutsche Bank AG - HSI R Bull CBBC Dec 2009 C	2009/12/29	2009/12/31
62845	Deutsche Bank AG - HSI R Bull CBBC Dec 2009 D	2009/12/29	2009/12/31
63201	Deutsche Bank AG - HSI R Bull CBBC Dec 2009 E	2009/12/29	2009/12/31
63846	Deutsche Bank AG - HSI R Bull CBBC Dec 2009 G	2009/12/29	2009/12/31
62888	Deutsche Bank AG - HSI R Bull CBBC Dec 2009 H	2009/12/29	2009/12/31
63643	Deutsche Bank AG - HSI R Bull CBBC Dec 2009 I	2009/12/29	2009/12/31
63853	Deutsche Bank AG - HSI R Bull CBBC Dec 2009 J	2009/12/29	2009/12/31
63070	Deutsche Bank AG - HSI R Bull CBBC Dec 2009 K	2009/12/29	2009/12/31
63071	Deutsche Bank AG - HSI R Bull CBBC Dec 2009 L	2009/12/29	2009/12/31
63072	Deutsche Bank AG - HSI R Bull CBBC Dec 2009 M	2009/12/29	2009/12/31
63073	Deutsche Bank AG - HSI R Bull CBBC Dec 2009 N	2009/12/29	2009/12/31
63644	Deutsche Bank AG - HSI R Bull CBBC Dec 2009 O	2009/12/29	2009/12/31
63847	Deutsche Bank AG - HSI R Bull CBBC Dec 2009 P	2009/12/29	2009/12/31
63854	Deutsche Bank AG - HSI R Bull CBBC Dec 2009 Q	2009/12/29	2009/12/31
63200	Deutsche Bank AG - HSI R Bull CBBC Dec 2009 R	2009/12/29	2009/12/31
62983	Deutsche Bank AG - HSI R Bull CBBC Dec 2009 S	2009/12/29	2009/12/31
63011	Deutsche Bank AG - HSI R Bull CBBC Dec 2009 T	2009/12/29	2009/12/31
64317	Deutsche Bank AG - HSI R Bull CBBC Dec 2009 U	2009/12/29	2009/12/31
64205	Deutsche Bank AG - HSI R Bull CBBC Dec 2009 W	2009/12/29	2009/12/31
69292	Goldman Sachs SP (Asia) - HSI R Bear CBBC Apr 2010 C	2009/12/29	2009/12/30
63875	Goldman Sachs SP (Asia) - HSI R Bull CBBC Dec 2009 A	2009/12/29	2009/12/31
63876	Goldman Sachs SP (Asia) - HSI R Bull CBBC Dec 2009 B	2009/12/29	2009/12/31
64115	Goldman Sachs SP (Asia) - HSI R Bull CBBC Dec 2009 H	2009/12/29	2009/12/31
64116	Goldman Sachs SP (Asia) - HSI R Bull CBBC Dec 2009 I	2009/12/29	2009/12/31
64117	Goldman Sachs SP (Asia) - HSI R Bull CBBC Dec 2009 J	2009/12/29	2009/12/31
64118	Goldman Sachs SP (Asia) - HSI R Bull CBBC Dec 2009 K	2009/12/29	2009/12/31
65090	HK Bank - HSCEI R Bull CBBC Dec 2009 A	2009/12/29	2009/12/31
62768	HK Bank - HSI R Bull CBBC Dec 2009 A	2009/12/29	2009/12/31
62772	HK Bank - HSI R Bull CBBC Dec 2009 B	2009/12/29	2009/12/31
62850	HK Bank - HSI R Bull CBBC Dec 2009 C	2009/12/29	2009/12/31
62851	HK Bank - HSI R Bull CBBC Dec 2009 D	2009/12/29	2009/12/31
63396	HK Bank - HSI R Bull CBBC Dec 2009 H	2009/12/29	2009/12/31
64426	HK Bank - HSI R Bull CBBC Dec 2009 K	2009/12/29	2009/12/31
61222	KBC Fin Products Int'l Ltd. - HSI R Bear CBBC Dec 2009 A	2009/12/29	2009/12/31
61223	KBC Fin Products Int'l Ltd. - HSI R Bear CBBC Dec 2009 B	2009/12/29	2009/12/31
62415	KBC Fin Products Int'l Ltd. - HSI R Bull CBBC Dec 2009 C	2009/12/29	2009/12/31
62416	KBC Fin Products Int'l Ltd. - HSI R Bull CBBC Dec 2009 D	2009/12/29	2009/12/31
62417	KBC Fin Products Int'l Ltd. - HSI R Bull CBBC Dec 2009 E	2009/12/29	2009/12/31
63759	KBC Fin Products Int'l Ltd. - HSI R Bull CBBC Dec 2009 G	2009/12/29	2009/12/31
63760	KBC Fin Products Int'l Ltd. - HSI R Bull CBBC Dec 2009 H	2009/12/29	2009/12/31
65194	KBC Fin Products Int'l Ltd. - HSI R Bull CBBC Dec 2009 J	2009/12/29	2009/12/31
65333	KBC Fin Products Int'l Ltd. - HSI R Bull CBBC Dec 2009 M	2009/12/29	2009/12/31
65334	KBC Fin Products Int'l Ltd. - HSI R Bull CBBC Dec 2009 O	2009/12/29	2009/12/31
65406	KBC Fin Products Int'l Ltd. - HSI R Bull CBBC Dec 2009 R	2009/12/29	2009/12/31
66807	KBC Fin Products Int'l Ltd. - HSI R Bull CBBC Dec 2009 V	2009/12/29	2009/12/31
65862	Macquarie Bank Ltd. - HSI R Bear CBBC Dec 2009 J	2009/12/29	2009/12/31
62493	Macquarie Bank Ltd. - HSI R Bull CBBC Dec 2009 B	2009/12/29	2009/12/31
62725	Macquarie Bank Ltd. - HSI R Bull CBBC Dec 2009 C	2009/12/29	2009/12/31
63159	Macquarie Bank Ltd. - HSI R Bull CBBC Dec 2009 D	2009/12/29	2009/12/31
65447	Macquarie Bank Ltd. - HSI R Bull CBBC Dec 2009 H	2009/12/29	2009/12/31
65584	Macquarie Bank Ltd. - HSI R Bull CBBC Dec 2009 I	2009/12/29	2009/12/31
62852	Macquarie Bank Ltd. - SHK Ppt R Bull CBBC Dec 2009 A	2009/12/29	2009/12/31
69270	SGA Societe Generale Acceptance N.V. - HSI R Bear CBBC Jun10I	2009/12/29	2009/12/30
63780	SGA Societe Generale Acceptance N.V. - HSI R Bull CBBC Dec09A	2009/12/29	2009/12/31
63781	SGA Societe Generale Acceptance N.V. - HSI R Bull CBBC Dec09B	2009/12/29	2009/12/31
63909	SGA Societe Generale Acceptance N.V. - HSI R Bull CBBC Dec09E	2009/12/29	2009/12/31
63910	SGA Societe Generale Acceptance N.V. - HSI R Bull CBBC Dec09F	2009/12/29	2009/12/31
64889	SGA Societe Generale Acceptance N.V. - HSI R Bull CBBC Dec09H	2009/12/29	2009/12/31
64890	SGA Societe Generale Acceptance N.V. - HSI R Bull CBBC Dec09I	2009/12/29	2009/12/31
64927	SGA Societe Generale Acceptance N.V. - HSI R Bull CBBC Dec09K	2009/12/29	2009/12/31
64928	SGA Societe Generale Acceptance N.V. - HSI R Bull CBBC Dec09L	2009/12/29	2009/12/31

## List of expired CBBC, 2010 (continued)

Code	CBBC	Last trading date	Delisted date
63476	SGA Societe Generale Acceptance N.V.-TCH R Bull CBBC Dec 09D	2009/12/29	2009/12/31
63475	SGA Societe Generale Acceptance N.V.-CP&CC R Bear CBBC Dec09E	2009/12/29	2009/12/31
61940	SGA Societe Generale Acceptance N.V.-CRail R Bull CBBC Dec09A	2009/12/29	2009/12/31
64713	SGA Societe Generale Acceptance NV -HSCEI R Bull CBBC Dec09A	2009/12/29	2009/12/31
63514	SGA Societe Generale Acceptance NV-BOC HK R Bull CBBC Dec09A	2009/12/29	2009/12/31
63523	SGA Societe Generale Acceptance NV-BOC HK R Bull CBBC Dec09C	2009/12/29	2009/12/31
63513	SGA Societe Generale Acceptance NV-CHALCO R Bull CBBC Dec09A	2009/12/29	2009/12/31
63522	SGA Societe Generale Acceptance NV-CHALCO R Bull CBBC Dec09C	2009/12/29	2009/12/31
63515	SGA Societe Generale Acceptance NV-JiangC R Bull CBBC Dec09A	2009/12/29	2009/12/31
63525	SGA Societe Generale Acceptance NV-JiangC R Bull CBBC Dec09C	2009/12/29	2009/12/31
69288	UBS AG - China Life R Bear CBBC May 2010 J	2009/12/29	2009/12/30
64537	UBS AG - HSCEI R Bear CBBC Dec 2009 C	2009/12/29	2009/12/31
69289	UBS AG - HSCEI R Bear CBBC May 2010 C	2009/12/29	2009/12/30
64257	UBS AG - HSCEI R Bull CBBC Dec 2009 B	2009/12/29	2009/12/31
66000	UBS AG - HSI R Bear CBBC Dec 2009 C	2009/12/29	2009/12/31
69291	UBS AG - HSI R Bear CBBC Jun 2010 M	2009/12/29	2009/12/30
69290	UBS AG - HSI R Bear CBBC Mar 2010 V	2009/12/29	2009/12/30
63153	UBS AG - HSI R Bull CBBC Dec 2009 H	2009/12/29	2009/12/31
63212	UBS AG - HSI R Bull CBBC Dec 2009 K	2009/12/29	2009/12/31
66752	UBS AG - HSI R Bull CBBC Dec 2009 L	2009/12/29	2009/12/31
64314	UBS AG - HSI R Bull CBBC Dec 2009 M	2009/12/29	2009/12/31
63703	UBS AG - HSI R Bull CBBC Dec 2009 P	2009/12/29	2009/12/31
66648	UBS AG - HSI R Bull CBBC Dec 2009 S	2009/12/29	2009/12/31
63752	UBS AG - HSI R Bull CBBC Dec 2009 U	2009/12/29	2009/12/31
63577	UBS AG - HSI R Bull CBBC Dec 2009 W	2009/12/29	2009/12/31
63860	UBS AG - HSI R Bull CBBC Dec 2009 Y	2009/12/29	2009/12/31
64404	UBS AG - HSI R Bull CBBC Dec 2009 Z	2009/12/29	2009/12/31
69231	Credit Suisse AG - A50 China R Bear CBBC Apr 2010 F	2009/12/30	2009/12/31
69299	Credit Suisse AG - HSI R Bear CBBC May 2010 S	2009/12/30	2009/12/31
69280	Deutsche Bank AG - A50 China R Bear CBBC May 2010 B	2009/12/30	2009/12/31
69309	Deutsche Bank AG - HSI R Bear CBBC Apr 2010 I	2009/12/30	2009/12/31
69302	HK Bank - HSI R Bear CBBC Apr 2010 H	2009/12/30	2009/12/31
69310	UBS AG - China Life R Bear CBBC May 2010 K	2009/12/30	2009/12/31
69311	UBS AG - China Mobile R Bear CBBC Apr 2010 G	2009/12/30	2009/12/31
69304	UBS AG - HSI R Bear CBBC Apr 2010 Q	2009/12/30	2009/12/31
69303	UBS AG - HSI R Bear CBBC Apr 2010 R	2009/12/30	2009/12/31
69306	UBS AG - HSI R Bear CBBC Jun 2010 L	2009/12/30	2009/12/31
69181	UBS AG - TCH R Bear CBBC Apr 2010 G	2009/12/30	2009/12/31

## Market value and trading for Callable Bull / Bear Contracts, 2006 – 2010

Year/Month	Number*	Market value* (HK\$ mil.)	Turnover value (HK\$ mil.)	(%) of market total
2006	24	1,782.10	11,335.32	0.14
2007	131	20,406.20	71,379.93	0.33
2008	1,314	195,229.08	1,039,556.77	5.91
2009	1,692	91,190.57	1,676,064.95	10.86
2010	1,064	49,816.76	1,455,404.28	8.52
2010 Jan	1,359	72,434.45	121,041.77	7.81
Feb	1,367	68,644.95	90,333.85	8.97
Mar	1,331	60,652.40	78,772.00	5.78
Apr	1,198	53,896.59	73,412.47	5.61
May	1,076	47,368.28	115,029.33	8.64
Jun	1,020	43,060.09	111,197.73	10.15
Jul	960	37,903.71	119,088.53	10.64
Aug	1,006	36,977.27	125,771.62	9.88
Sep	974	40,872.16	106,246.23	6.91
Oct	1,079	48,397.15	154,747.03	7.91
Nov	1,174	57,129.38	223,554.29	10.38
Dec	1,064	49,816.76	136,209.44	9.83

Note: Callable Bull / Bear Contracts commenced trading on 12 June 2006

\* Month-end or year-end figures

## Market value and trading for Equity Linked Instrument, 2006 – 2010

Year/Month	Number*	Market value* (HK\$ mil.)	Turnover (HK\$ mil.)	(%) of market total
2006	-	-	-	-
2007	-	-	-	-
2008	-	-	-	-
2009	-	-	-	-
2010	-	-	-	-
2010 Jan	-	-	-	-
2010 Feb	-	-	-	-
2010 Mar	-	-	-	-
2010 Apr	-	-	-	-
2010 May	-	-	-	-
2010 Jun	-	-	-	-
2010 Jul	-	-	-	-
2010 Aug	-	-	-	-
2010 Sep	-	-	-	-
2010 Oct	-	-	-	-
2010 Nov	-	-	-	-
2010 Dec	-	-	-	-

\* Month-end or year-end figures



## Newly listed debt securities

Code	Issuer/company	Name of issue	Issue price	Maturity date	Listing date
04203	The Govt of the HKSAR of the PRC	2.93% Bonds 2020	98.590	2020/01/13	2010/01/13
04315	Fita International Ltd.	7% USD Guaranteed Bonds 2020	100.000	2020/02/10	2010/02/11
04316	Bank of China (Hong Kong) Ltd.	5.55% Subordinated Notes 2020	99.591	2020/02/11	2010/02/12
04198	Hong Kong Monetary Authority, The	0.64% Exchange Fund Notes 2012	100.050	2012/02/17	2010/02/18
04199	Hong Kong Monetary Authority, The	2.95% Exchange Fund Notes 2025	100.180	2025/02/24	2010/02/25
04204	The Govt of the HKSAR of the PRC	0.70% Bonds 2012	100.090	2012/03/05	2010/03/05
04317	Far East Consortium Int'l Ltd.	3.625% Convertible Bonds 2015	100.000	2015/03/05	2010/03/08
04318	CLP Power Hong Kong Financing Ltd.	4.75% Notes 2020	99.077	2020/03/19	2010/03/22
04176*	Hong Kong Monetary Authority, The	2.03% Exchange Fund Notes 2013	102.840	2013/03/18	2010/03/22
04001	Hong Kong Monetary Authority, The	1.75% Exchange Fund Notes 2015	100.000	2015/03/23	2010/03/23
04319	PB Issuer (No.2) Ltd.	1.75% Guaranteed Convertible Bonds 2016	100.000	2016/04/12	2010/04/13
04316*	Bank of China (Hong Kong) Ltd.	5.55% Subordinated Notes 2020	99.521	2020/02/11	2010/04/20
04320	Axiata SPV1 (Labuan) Ltd.	5.375% Guaranteed Notes 2020	99.939	2020/04/28	2010/04/29
04203*	The Govt of the HKSAR of the PRC	2.93% Bonds 2020	99.970	2020/01/13	2010/05/06
04002	Hong Kong Monetary Authority	0.72% Exchange Fund Notes 2012	100.210	2012/05/17	2010/05/18
04321	1Malaysia Global Sukuk Berhad	Trust Certificates 2015	100.000	2015/06/04	2010/06/07
04178*	Hong Kong Monetary Authority	2.88% Exchange Fund Notes 2013	105.080	2013/06/17	2010/06/14
04003	Hong Kong Monetary Authority	1.65% Exchange Fund Notes 2015	99.740 99.600	2015/06/15	2010/06/15
04004	Hong Kong Monetary Authority	2.53% Exchange Fund Notes 2020	100.590	2020/06/22	2010/06/22
04322	China Resources Power Holdings Co. Ltd.	3.75% Notes 2015	99.919	2015/08/03	2010/08/04
04005	Hong Kong Monetary Authority	0.50% Exchange Fund Notes 2012	100.250	2012/08/16	2010/08/17
04006	Hong Kong Monetary Authority	2.39% Exchange Fund Notes 2025	102.930	2025/08/20	2010/08/23
04205	The Govt of the HKSAR of the PRC	0.48% Bonds 2012	100.050	2012/09/03	2010/09/03
04323	HBAP	Floating Rate Notes 2025	100.000	2025/09/09	2010/09/10
04182*	Hong Kong Monetary Authority, The	2.54% Exchange Fund Notes 2013	105.500	2013/09/25	2010/09/20
04007	Hong Kong Monetary Authority	1.18% Exchange Fund Notes 2015	99.790	2015/09/21	2010/09/21
04325	PHBS Ltd.	6.625% Guaranteed Perpetual Capital Securities	100.000	-	2010/09/30
04324	HBAP	1.6% Fixed Rate Notes 2013	100.000	2013/10/07	2010/10/07
04326	Billion Express Investment Ltd.	0.75% Guaranteed Conv Bonds 2015	100.000	2015/10/18	2010/10/19
86001	Asian Development Bank	2.85% RMB Notes 2020	100.000	2020/10/21	2010/10/22
04329	Intime Department Store (Group) Co. Ltd.	1.75% Convertible Bonds 2013	100.000	2013/10/27	2010/10/28
04327	Chong Hing Bank Ltd.	6.00% Subordinated Notes 2020	99.488	2020/11/04	2010/11/05
04328	SHK Ppt (Cap Market) Ltd.	4.00% Guaranteed Instruments 2020	99.365	2020/11/02	2010/11/09
04503	Ch Overseas Fin (Cayman) II Ltd.	5.50% Guaranteed Notes 2020	100.000	2020/11/10	2010/11/11
04501	Sinochem Overseas Cap Co Ltd.	4.50% Guaranteed Senior Notes 2020	99.467	2020/11/12	2010/11/15
04502	Sinochem Overseas Cap Co Ltd.	6.30% Guaranteed Senior Notes 2040	99.519	2040/11/12	2010/11/15
04008	Hong Kong Monetary Authority	0.36% Exchange Fund Notes 2012	99.650	2012/11/19	2010/11/18
04504	Fubon Bank (Hong Kong) Ltd.	6.125% Fixed Rate Notes 2020	99.447	2020/11/30	2010/12/01
04206	The Govt of the HKSAR of the PRC	1.43% Bonds 2015	99.380	2015/12/02	2010/12/03
04009	Hong Kong Monetary Authority	2.44% Exchange Fund Notes 2020	97.590	2020/12/07	2010/12/07
04505	Hongkong Electric Finance Ltd.	4.25% Notes 2020	99.268	2020/12/14	2010/12/15
86002	Galaxy Entertainment Group Ltd.	4.625% RMB Bonds 2013	100.000	2013/12/17	2010/12/17
04185*	Hong Kong Monetary Authority	1.67% Exchange Fund Notes 2013	101.840	2013/12/19	2010/12/20
04010	Hong Kong Monetary Authority	1.52% Exchange Fund Notes 2015	98.360	2015/12/21	2010/12/21

\* Further issue

## Withdrawal of listed debt securities

Code	Issuer	Particulars	Last trading date	Delisted date
01505	Golden Eagle Retail Group Ltd.	Early redemption of its issue of Zero Coupon Conv Bonds due 2011	2009/12/18	2010/02/02
01512	Hopson Development Holdings	Redemption of its issue of USD Settled 0% Conv. Bonds due 2010	2010/01/28	2010/02/03
04174	Hong Kong Monetary Authority	Redemption of its issue of 1.52% Exchange Fund Notes due 2010	2010/02/10	2010/02/17
04106	Hong Kong Monetary Authority	Redemption of its issue of 3.80% Exchange Fund Notes due 2010	2010/02/23	2010/02/26
02547	Kowloon - Canton Railway Corporation	Redemption of its issue of 8% Notes due 2010	2010/03/10	2010/03/16
04135	Hong Kong Monetary Authority	Redemption of its issue of 3.52% Exchange Fund Notes due 2010	2010/03/17	2010/03/22
02593 02594	China Development Bank - 500 China Development Bank - 1000	Redemption of its issue of 3.875 Bonds due 2010	2010/03/31	2010/04/09
02514	Wise Insight Finance Ltd.	Redemption of its issue of Zero Coupon Gua. Conv. Bonds due 2010	2010/03/31	2010/04/09
02517	HKR International Ltd.	Redemption of its issue of Zero Coupon Convertible Bonds due 2010	2010/04/21	2010/04/27
02518	TGB (SPV) Ltd.	Redemption of its issue of 1.0% Guaranteed Convertible Bonds due 2010	2010/05/12	2010/05/18
04177	Hong Kong Monetary Authority	Redemption of its issue of 1.77% Exchange Fund Notes due 2010	2010/05/12	2010/05/17
04109	Hong Kong Monetary Authority	Redemption of its issue of 3.19% Exchange Fund Notes due 2010	2010/05/25	2010/05/28
04138	Hong Kong Monetary Authority	Redemption of its issue of 3.33% Exchange Fund Notes due 2010	2010/06/09	2010/06/14
04069	Hong Kong Monetary Authority	Redemption of its issue of 10.50% Notes due 2010	2010/06/15	2010/06/21
02520	Hang Seng Bank Ltd.	Early redemption of its issue of Floating Rate Subordinated Notes due 2015	2010/06/25	2010/07/02
02519	Hang Seng Bank Ltd.	Early redemption of its issue of 4.125% Subordinated Notes 2015	2010/06/25	2010/07/02
04180	Hong Kong Monetary Authority	Redemption of its issue of 2.36% Exchange Fund Notes due 2010	2010/08/11	2010/08/16
04113	Hong Kong Monetary Authority	Redemption of its issue of 3.92% Exchange Fund Notes due 2010	2010/08/17	2010/08/20
04142	Hong Kong Monetary Authority	Redemption of its issue of 3.79% Exchange Fund Notes due 2010	2010/09/15	2010/09/20
01603	FU JI F&C Services Hldgs Ltd.	Redemption of its issue of Zero Coupon Conv. Bonds due 2010	2010/10/13	2010/10/19
04183	Hong Kong Monetary Authority	Redemption of its issue of 0.82% Exchange Fund Notes due 2010	2010/11/12	2010/11/17
04116	Hong Kong Monetary Authority	Redemption of its issue of 3.95% Exchange Fund Notes due 2010	2010/11/23	2010/11/26
04075	Hong Kong Monetary Authority	Redemption of its issue of 7.01% Exchange Fund Notes due 2010	2010/12/01	2010/12/06
02534	HBAP	Redemption of its issue of 5.25% Republic of Korea Credit Linked Notes due 2010	2010/12/08	2010/12/14
02532	Bank of East Asia Ltd.	Early redemption of its issue of 5.625% Subordinated Notes due 2015	2010/12/14	2010/12/22
04146	Hong Kong Monetary Authority	Redemption of its issue of 4.26% Exchange Fund Notes due 2010	2010/12/15	2010/12/20

## Debt securities trading by type of issue, 2006 – 2010

HK\$ mil

Year/month	No. of issues	Bank	Corporation	State			Total
				State	corporation	Supranational	
2006	180	0.00	0.00	1.90	4.35	0.00	6.25
2007	175	0.00	0.00	3.29	6.79	0.00	10.09
2008	172	0.00	0.00	1.30	6.10	0.00	7.39
2009	157	0.00	0.00	0.00	3.97	0.00	3.97
2010	169	0.00	0.00	0.00	1.58	0.00	1.58
2010 Jan	158	0.00	0.00	0.00	0.15	0.00	0.15
Feb	158	0.00	0.00	0.00	0.00	0.00	0.00
Mar	160	0.00	0.00	0.00	0.05	0.00	0.05
Apr	159	0.00	0.00	0.00	0.71	0.00	0.71
May	157	0.00	0.00	0.00	0.00	0.00	0.00
Jun	158	0.00	0.00	0.00	0.51	0.00	0.51
Jul	158	0.00	0.00	0.00	0.00	0.00	0.00
Aug	157	0.00	0.00	0.00	0.00	0.00	0.00
Sep	160	0.00	0.00	0.00	0.05	0.00	0.05
Oct	163	0.00	0.00	0.00	0.00	0.00	0.00
Nov	167	0.00	0.00	0.00	0.00	0.00	0.00
Dec	169	0.00	0.00	0.00	0.10	0.00	0.10

## Market value of listed debt securities as at the end of 2010

Major group	No. of issuers	No. of issues	Nominal amount
			(HK\$mil)
Bank	3	15	37,082.74
Corporation	35	58	216,227.08
State	6	85	184,591.25
State corporation	6	10	49,111.54
Supranational	1	1	1,406.10
<b>Total</b>	<b>51</b>	<b>169</b>	<b>488,418.71</b>

## Listed debt securities, 2006 – 2010

Country	2006		2007		2008		2009		2010	
	No. of issues	Nominal amount (HK\$mil)	No. of issues	Nominal amount (HK\$mil)	No. of issues	Nominal amount (HK\$mil)	No. of issues	Nominal amount (HK\$mil)	No. of issues	Nominal amount (HK\$mil)
Hong Kong	138	199,413.65	141	219,316.12	141	230,173.89	132	232,960.25	143	319,904.84
PRC	15	80,611.04	15	80,611.04	13	69,183.50	11	61,383.50	10	58,270.00
Foreign	25	146,645.53	19	127,886.08	18	114,644.30	14	97,564.63	15	108,837.77
Supranational	2	8,800.00	0	0.00	0	0.00	0	–	1	1,406.10
<b>Total</b>	<b>180</b>	<b>435,470.23</b>	<b>175</b>	<b>427,813.24</b>	<b>172</b>	<b>414,001.69</b>	<b>157</b>	<b>391,908.38</b>	<b>169</b>	<b>488,418.71</b>

## Newly listed unit trusts and mutual funds

Code	Unit trust / mutual fund	Fund manager	Issue price (HK\$)	Amount raised (HK\$mil)	Listing date
03051	CICCSZSE 100 Index Tracker	China International Capital Corporation Hong Kong Asset Management Limited	n.a.	n.a.	2010/01/29
03048	db x-trackers MSCI Brazil TRN Index ETF	DB Platinum Advisors	n.a.	n.a.	2010/02/24
03009	db x-trackers MSCI Emerging Markets TRN Index ETF	DB Platinum Advisors	n.a.	n.a.	2010/02/24
03035	db x-trackers MSCI EM Asia TRN Index ETF	DB Platinum Advisors	n.a.	n.a.	2010/02/24
03043	db x-trackers MSCI Pacific Ex Japan TRN Index ETF	DB Platinum Advisors	n.a.	n.a.	2010/02/24
03027	db x-trackers MSCI Russia Capped Index ETF	DB Platinum Advisors	n.a.	n.a.	2010/02/24
03019	db x-trackers MSCI World TRN Index ETF	DB Platinum Advisors	n.a.	n.a.	2010/02/24
03049	db x-trackers CSI300 Index ETF	DB Platinum Advisors	n.a.	n.a.	2010/03/25
03061	db x-trackers CSI300 Banks Index ETF	DB Platinum Advisors	n.a.	n.a.	2010/03/25
03025	db x-trackers CSI300 Consumer Discretionary Index ETF	DB Platinum Advisors	n.a.	n.a.	2010/03/25
03062	db x-trackers CSI300 Materials Index ETF	DB Platinum Advisors	n.a.	n.a.	2010/03/25
02816	db x-trackers CSI300 Real Estate Index ETF	DB Platinum Advisors	n.a.	n.a.	2010/03/25
03052	db x-trackers CSI300 Utilities Index ETF	DB Platinum Advisors	n.a.	n.a.	2010/03/25
03017	db x-trackers CSI300 Energy Index ETF	DB Platinum Advisors	n.a.	n.a.	2010/03/25
02844	db x-trackers CSI300 Financials Index ETF	DB Platinum Advisors	n.a.	n.a.	2010/03/25
03057	db x-trackers CSI300 Health Care Index ETF	DB Platinum Advisors	n.a.	n.a.	2010/03/25
03063	db x-trackers CSI300 Transportation Index ETF	DB Platinum Advisors	n.a.	n.a.	2010/03/25
03005	db x-trackers CSI300 Industrials Index ETF	DB Platinum Advisors	n.a.	n.a.	2010/03/25
00778	Fortune Real Estate Investment Trust	ARA Asset Management (Fortune) Ltd.	n.a.	n.a.	2010/04/20
02818	PAragon CSI RAFI 50 ETF	Ping An of China Asset Management (Hong Kong) Co. Ltd.	n.a.	n.a.	2010/05/07
03071	Da Cheng CSI China Mainland Consumer Tracker	Da Cheng International Asset Management Company Limited	n.a.	n.a.	2010/07/15
02841	iShares CSI A-Share Consumer Staples Index ETF	BlackRock Asset Management North Asia Ltd.	n.a.	n.a.	2010/07/20
03001	iShares CSI A-Share Consumer Discretionary Index ETF	BlackRock Asset Management North Asia Ltd.	n.a.	n.a.	2010/07/20
03073	SPDR FTSE Greater China ETF	State Street Global Advisors Asia Ltd.	n.a.	n.a.	2010/09/20
03081	Value Gold ETF	Sensible Asset Management Hong Kong Ltd.	n.a.	n.a.	2010/11/03
03077	Da Cheng CSI HK State-owned Mainland Enterprises Tracker	Da Cheng International Asset Management Co. Ltd.	n.a.	n.a.	2010/12/20
03022	Da Cheng CSI HK Private-owned Mainland Enterprises Tracker	Da Cheng International Asset Management Co. Ltd.	n.a.	n.a.	2010/12/20

## Withdrawal of listed unit trusts and mutual funds

Code	Unit trust/mutual fund	Last trading date	Delisted date
Nil			

Note: No unit trusts and mutual funds was withdrawal of listing in 2010

## Individual performance on unit trusts and mutual funds

Code	Name	Closing price (HK\$) 2010	Closing price (HK\$) 2009	Change (%)	Turnover value (HK\$mil)	Market value (HK\$mil)
<b>Exchange Traded Funds (ETFs)</b>						
02819	ABF HK IDX ETF	102.00	103.50	-1.45	66.60	2,340.49
02821	ABF PAIF	US\$122.45	US\$114.65	6.80	*US\$204.69	18,569.27
03022	DCI HK POME	9.58	n.a.	-	2.61	244.29
03077	DCI HK SOME	9.85	n.a.	-	2.43	162.53
02838	HS FXI C25 ETF	190.70	189.80	0.47	115.53	261.53
02828	HS H-SHARE ETF	127.00	128.10	-0.86	54,110.66	20,814.02
02833	HS HSI ETF	231.40	219.60	5.37	2,509.26	28,768.91
03010	ISHARES APEX 50	39.55	35.00	13.00	93.41	379.68
03032	ISHARES APEX M	45.20	41.65	8.52	106.32	180.80
03004	ISHARES APEX S	48.40	40.75	18.77	122.67	116.16
02801	ISHARES CHINA	21.85	21.30	2.58	1,148.75	1,337.22
02802	ISHARES EM ASIA	44.70	37.85	18.10	124.31	250.32
02836	ISHARES INDIA	20.20	16.38	23.32	3,561.30	2,246.24
03002	POLARISTAIWAN50	13.96	11.78	18.51	195.81	139.60
02840	SPDR GOLD TRUST	1070.00	834.50	28.22	4,103.28	453,145.00
03073	SPDR GREATCHINA	26.85	n.a.	-	65.74	563.85
02800	TRACKER FUND	23.20	22.00	5.45	65,309.06	53,058.23
03046	VALUE CHINA ETF	39.75	36.95	7.58	750.89	373.65
03081	VALUE GOLD ETF	35.25	n.a.	-	233.05	391.28
02825	WISECSIHK100ETF	19.38	17.98	7.79	5.70	155.04
03051	X CICC-SZSE 100	44.25	n.a.	-	99.04	188.06
03049	X DBCSI300	8.23	n.a.	-	50,076.54	2,998.19
03061	X DBCSI300BANK	9.38	n.a.	-	5,351.54	304.29
03025	X DBCSI300CONDI	10.08	n.a.	-	3,687.27	267.32
03017	X DBCSI300ENER	10.10	n.a.	-	2,663.17	118.37
02844	X DBCSI300FIN	10.06	n.a.	-	3,799.07	146.98
03057	X DBCSI300HEAL	16.78	n.a.	-	3,254.55	212.94
03005	X DBCSI300IND	7.48	n.a.	-	1,125.93	67.92
03062	X DBCSI300MAT	8.79	n.a.	-	2,489.83	125.35
02816	X DBCSI300REAL	10.58	n.a.	-	4,635.49	98.82
03063	X DBCSI300TRANS	4.15	n.a.	-	1,237.38	51.96
03052	X DBCSI300UTIL	4.41	n.a.	-	1,292.05	53.93
03087	X DBFTSEVIET	287.60	345.40	-16.73	1,151.34	2,338.01
03007	X DBFXIC25	244.60	236.80	3.29	14.65	3,059.52
03048	X DBMSCIBRAZIL	57.70	n.a.	-	72.13	67.22
03009	X DBMSCIEM	33.80	n.a.	-	3.25	51.38
03035	X DBMSCIEMASIA	31.25	n.a.	-	30.01	53.44
02848	X DBMSCIKOREA	463.00	365.80	26.57	83.97	2,254.46
03043	X DBMSCIPACEXJ	34.85	n.a.	-	5.74	65.17
03027	X DBMSCIRUSSIA	26.80	n.a.	-	27.54	70.35
03036	X DBMSCITAIWAN	157.60	128.70	22.46	79.46	1,487.16
03020	X DBMSCIUSA	232.60	205.00	13.46	16.07	16,427.25
03019	X DBMSCIWORLD	24.25	n.a.	-	1.10	44.62
03015	X DBSPCNXNIFTY	1072.00	873.00	22.79	138.40	4,005.69
03011	X DBUSDMM	US\$170.80	US\$170.80	-	*US\$0.60	385.49
03071	X DCI CH CONS	11.20	n.a.	-	73.25	179.20
03001	X ISHARES A DIS	19.14	n.a.	-	442.97	564.63
03050	X ISHARES A ENR	14.92	15.62	-4.48	495.12	522.20
02829	X ISHARES A FIN	12.18	14.92	-18.36	1,047.61	1,120.56
03006	X ISHARES A INF	13.34	15.20	-12.24	346.44	306.82
03039	X ISHARES A MAT	16.80	15.66	7.28	615.58	756.00
02841	X ISHARES A STA	22.90	n.a.	-	631.43	687.00
02823	X ISHARES A50	12.74	14.92	-14.61	363,570.37	57,686.72
02846	X ISHARES A300	29.95	30.70	-2.44	3,703.01	1,797.00
02815	X LYXORETF APEJ	37.70	32.55	15.82	572.15	775.36
02809	X LYXORETF CMTY	24.50	21.40	14.49	276.01	906.50
02820	X LYXORETF EMKT	89.05	76.85	15.88	72.10	430.56
02810	X LYXORETF IND	141.20	118.00	19.66	264.99	1,851.13
02814	X LYXORETF JPN	8.59	7.54	13.93	69.33	196.97
02813	X LYXORETF KOR	40.80	31.80	28.30	338.79	522.82
02826	X LYXORETF NDX	69.50	58.45	18.91	92.91	225.47
02806	X LYXORETF RFEU	48.75	49.35	-1.22	58.22	97.50
02803	X LYXORETF RFUS	44.45	37.85	17.44	54.45	106.68
02831	X LYXORETF RUS	35.85	29.00	23.62	273.99	287.08
02837	X LYXORETF TWN	8.75	7.29	20.03	376.96	565.36
02812	X LYXORETF WLD	10.06	9.17	9.71	31.96	206.49
02818	X PARAGON CSR50	29.30	n.a.	-	66.29	644.60
03024	X WISE SSE50ETF	21.45	24.40	-12.09	827.03	480.48
02827	X WISECSI300ETF	37.80	36.35	3.99	15,859.83	6,985.44
00435	SUNLIGHT REIT	2.39	1.92	24.48	883.74	3,763.19
<b>Real Estates Investment Trusts (REITs)</b>						
02778	CHAMPION REIT	4.59	3.30	39.09	5,585.37	22,631.38
00778	FORTUNE REIT	4.01	n.a.	-	547.62	6,692.82
00405	GZI REIT	4.34	2.94	47.62	1,393.14	4,626.32
00823	LINK REIT	24.15	19.82	21.85	33,272.93	53,551.90
00808	PROSPERITY REIT	1.76	1.33	32.33	649.55	2,363.04
01881	REGAL REIT	2.23	1.65	35.15	1,032.06	7,228.68
00625	RREEF CCT REIT	4.35	3.24	34.26	525.69	2,019.10
00435	SUNLIGHT REIT	2.39	1.92	24.48	883.74	3,763.19
<b>Others</b>						
00820	HSBCDRAGON FUND	8.50	8.17	4.04	741.32	3,034.79
02301	NEW ERA PRC F	n.a.	n.a.	-	-	-
<b>Total</b>					<b>649,089.39</b>	<b>802,255.77</b>

Notes: n.a. Closing price is not available.

\* Prior to 29 November 2010 total turnover value traded in non-HKD currency securities have been excluded

## Market value for unit trusts and mutual funds, 2006 – 2010

Year/Month	Exchange Traded Funds (ETF)		Real Estate Investment Trust (REIT)		Others		Total	
	No. of issues	Market value (HK\$mil)	No. of issues	Market value (HK\$mil)	No. of issues	Market value (HK\$mil)	No. of issues	Market value (HK\$mil)
2006	9	73,484.31	5	53,057.24	1	–	15	126,541.55
2007	17	105,623.36	7	66,089.08	2	4,098.45	26	175,810.89
2008	24	266,475.46	7	46,405.95	2	1,439.29	33	314,320.70
2009	43	496,812.50	7	73,818.20	2	3,038.50	52	573,669.20
2010	69	696,344.55	8	102,876.43	2	3,034.79	79	802,255.77
2010 Jan	44	479,502.29	7	72,050.30	2	2,826.52	53	554,379.10
Feb	50	490,398.42	7	75,543.19	2	2,804.20	59	568,745.81
Mar	61	501,813.45	7	76,649.30	2	2,915.77	70	581,378.53
Apr	61	525,698.02	8	82,606.98	2	2,943.45	71	611,248.45
May	62	537,827.57	8	80,347.33	2	2,723.05	72	620,897.95
Jun	62	584,399.19	8	82,806.33	2	2,617.20	72	669,822.73
Jul	65	593,809.66	8	86,624.13	2	2,769.79	75	683,203.58
Aug	65	600,170.30	8	93,269.21	2	2,700.74	75	696,140.25
Sep	66	647,219.69	8	95,248.94	2	2,972.33	76	745,440.96
Oct	66	673,581.73	8	99,165.71	2	3,051.27	76	775,798.70
Nov	67	680,596.94	8	101,416.30	2	3,023.77	77	785,037.02
Dec	69	696,344.55	8	102,876.43	2	3,034.79	79	802,255.77

## Trading value for unit trusts and mutual funds, 2006 – 2010

Year/Month	No. of trading days	Exchange Traded Funds (ETF)		Real Estate Investment Trust (REIT)		Others		Total	
		Turnover value (HK\$mil)	Average daily (HK\$mil)	Turnover value (HK\$mil)	Average daily (HK\$mil)	Turnover value (HK\$mil)	Average daily (HK\$mil)	Turnover value (HK\$mil)	Average daily (HK\$mil)
2006	247	57,818.27	234.08	47,441.13	192.07	0.96	0.00	105,260.35	426.16
2007	246	160,565.55	652.71	51,497.26	209.34	12,521.15	50.90	224,583.96	912.94
2008	245	441,102.94	1,800.42	51,494.26	210.18	1,853.57	7.57	494,450.77	2,018.17
2009	249	499,685.87	2,006.77	43,078.11	173.00	1,047.20	4.21	543,811.17	2,183.98
2010	249	604,457.98	2,427.54	43,890.09	176.27	741.32	2.98	649,089.39	2,606.78
2010 Jan	20	48,910.39	2,445.52	3,083.27	154.16	65.95	3.30	52,059.61	2,602.98
Feb	18	27,757.71	1,542.09	2,555.81	141.99	25.60	1.42	30,339.12	1,685.51
Mar	23	31,884.93	1,386.30	3,580.73	155.68	55.85	2.43	35,521.51	1,544.41
Apr	19	42,835.30	2,254.49	3,142.10	165.37	42.10	2.22	46,019.49	2,422.08
May	20	56,021.81	2,801.09	3,442.85	172.14	69.70	3.48	59,534.37	2,976.72
Jun	21	37,293.62	1,775.89	4,224.81	201.18	65.10	3.10	41,583.54	1,980.17
Jul	21	48,342.95	2,302.05	2,718.54	129.45	48.34	2.30	51,109.84	2,433.80
Aug	22	44,683.25	2,031.06	3,935.53	178.89	39.79	1.81	48,658.57	2,211.75
Sep	21	44,095.75	2,099.80	4,205.95	200.28	94.43	4.50	48,396.12	2,304.58
Oct	20	85,258.38	4,262.92	4,482.67	224.13	116.81	5.84	89,857.86	4,492.89
Nov	22	86,619.55	3,937.25	4,802.84	218.31	84.64	3.85	91,507.03	4,159.41
Dec	22	50,754.32	2,307.01	3,715.00	168.86	33.02	1.50	54,502.34	2,477.38

Note: Turnover value traded in non-HKD currency securities have been included start from 29 November 2010.

## Trading value and volume for NASDAQ stocks, 2006 – 2010

Year/month	No. of issues	No. of trading days	Value (HK\$)		Volume (shares)		Deals	
			Total	Average daily	Total	Average daily	Total	Average daily
2006	7	247	14,913,650	60,379	89,430	362	266	1
2007	7	246	16,045,288	65,225	79,100	322	244	1
2008	7	245	1,529,100	6,241	8,060	33	43	0
2009	7	249	2,072,100	8,322	13,140	53	70	0
2010	7	249	1,977,730	7,943	10,780	43	47	0
2010 Jan	7	20	60,720	3,036	320	16	3	0
2010 Feb	7	18	164,620	9,146	1,060	59	7	0
2010 Mar	7	23	1,102,250	47,924	5,270	229	17	1
2010 Apr	7	19	47,800	2,516	200	11	1	0
2010 May	7	20	2,010	101	10	1	1	0
2010 Jun	7	21	-	-	-	-	-	-
2010 Jul	7	21	221,560	10,550	1,530	73	7	0
2010 Aug	7	22	17,010	773	90	4	1	0
2010 Sep	7	21	58,000	2,762	400	19	1	0
2010 Oct	7	20	-	-	-	-	-	-
2010 Nov	7	22	172,160	7,825	1,100	50	6	0
2010 Dec	7	22	131,600	5,982	800	36	3	0

## Trading value and volume for iShares, 2006 – 2010

Year/month	No. of issues	No. of trading days	Value (HK\$)		Volume (shares)		Deals	
			Total	Average daily	Total	Average daily	Total	Average daily
2006	2	247	219,086	887	2,150	9	3	0
2007	2	246	87,360	355	350	1	3	0
2008	2	245	-	-	-	-	-	-
2009	2	249	-	-	-	-	-	-
2010	2	249	40,123	161	400	2	1	0
2010 Jan	2	20	40,123	2,006	400	-	1	-
2010 Feb	2	18	-	-	-	-	-	-
2010 Mar	2	23	-	-	-	-	-	-
2010 Apr	2	19	-	-	-	-	-	-
2010 May	2	20	-	-	-	-	-	-
2010 Jun	2	21	-	-	-	-	-	-
2010 Jul	2	21	-	-	-	-	-	-
2010 Aug	2	22	-	-	-	-	-	-
2010 Sep	2	21	-	-	-	-	-	-
2010 Oct	2	20	-	-	-	-	-	-
2010 Nov	2	22	-	-	-	-	-	-
2010 Dec	2	22	-	-	-	-	-	-

Note: The exchange rate of HK\$7.8/US\$1 was used to calculate the equivalent value in Hong Kong dollars.

## Stock trading value, 1970 – 2010

HK\$mil

Year	Whole year value	No. of trading days	Average daily	High day (*)		Low day (*)	
				Value	Date	Value	Date
1970	6,056.13	294	20.60	56.69	03/10	6.15	06/09
1971	14,806.21	276	53.65	211.39	09/20	9.12	03/01
1972	42,907.54	247	173.71	659.34	11/10	21.48	02/02
1973	48,880.44	245	199.51	704.69	02/08	35.39	08/29
1974	11,436.70	245	46.68	219.33	06/17	10.91	12/05
1975	10,359.91	246	42.11	167.46	03/06	9.00	01/06
1976	13,183.31	248	53.16	223.42	02/26	9.72	07/26
1977	6,132.43	246	24.93	67.47	04/18	8.54	10/10
1978	27,445.86	244	112.48	410.91	08/18	9.39	02/10
1979	25,632.21	246	104.20	407.69	09/26	18.39	01/02
1980	95,670.54	246	388.90	1,424.95	11/03	47.58	04/09
1981	105,970.90	244	434.31	991.92	06/12	132.90	10/26
1982	46,221.25	247	187.13	2,064.18	04/26	68.68	12/23
1983	37,166.26	247	150.47	589.22	07/15	40.37	01/04
1984	48,808.70	248	196.81	1,264.27	01/13	38.50	01/03
1985	75,821.03	247	306.97	3,308.08	02/01	116.04	12/23
1986	123,128.35	247	498.50	1,721.13	10/08	124.62	02/05
1987	371,406.46	246	1,509.78	5,407.55	10/02	401.58	04/21
1988	199,480.68	248	804.36	1,889.48	06/15	230.00	09/19
1989	299,146.70	246	1,216.04	3,673.60	05/23	290.01	07/18
1990	288,714.90	248	1,164.17	3,280.82	08/07	338.36	12/28
1991	334,103.92	248	1,347.19	3,389.14	07/05	241.35	01/02
1992	700,577.50	250	2,802.31	6,420.47	05/25	965.50	01/03
1993	1,222,675.13	249	4,910.34	12,909.44	12/10	1,019.78	01/04
1994	1,137,414.00	248	4,586.35	17,204.66	01/07	1,313.55	07/04
1995	826,800.60	247	3,347.37	9,924.41	05/12	1,385.27	05/01
1996	1,412,242.38	249	5,671.66	13,803.84	12/06	2,734.90	05/27
1997	3,788,959.79	245	15,465.14	46,096.84	08/29	3,253.55	12/29
1998	1,701,112.01	247	6,887.09	79,002.61	08/28	1,221.90	12/28
1999	1,915,940.58	247	7,756.84	17,387.59	11/16	2,100.34	02/22
2000	3,047,565.32	247	12,338.32	35,746.19	02/15	4,565.80	12/27
2001	1,950,086.74	243	8,025.05	17,752.03	04/19	2,906.48	12/27
2002	1,599,074.57	247	6,473.99	12,982.41	05/02	2,734.31	01/02
2003	2,545,675.94	248	10,264.82	34,464.21	12/16	2,136.95	01/02
2004	3,948,350.84	249	15,856.83	38,758.84	01/13	7,378.09	08/17
2005	4,498,095.11	247	18,210.91	34,617.04	03/02	9,835.58	05/24
2006	8,332,633.24	247	33,735.36	76,008.14	10/27	16,451.20	06/19
2007	21,506,271.44	246	87,423.87	209,808.30	10/03	35,013.62	03/15
2008	17,600,713.87	245	71,839.65	156,353.59	01/23	21,951.90	12/29
2009	15,439,486.88	249	62,005.97	146,624.25	05/13	28,531.97	03/12
2010	17,076,412.14	249	68,579.97	138,533.28	10/14	33,995.19	02/18

Records since 1970

High year : 2007

High day : 2007/10/03

Low year : 1970

Low day : 1970/06/09

(\*) Only full trading days are included for the records.  
Market turnover values since 1993 were adjusted for late reported and rejected sales.  
Prior to 2 April 1986, there were four stock exchanges in Hong Kong.



## Key statistics for listed stocks (1976 – 2010)

Year	No. of listed companies	No. of listed securities	Equities funds raised* (HK\$mil)	Total issued capital (HK\$mil)	Market capitalisation (HK\$mil)
1976	295	319	n.a.	23,258	56,675
1977	284	315	n.a.	23,427	51,278
1978	265	298	n.a.	24,916	65,939
1979	262	298	n.a.	26,853	112,809
1980	262	309	n.a.	33,080	209,753
1981	269	335	n.a.	59,274	232,331
1982	273	342	n.a.	63,561	131,640
1983	277	351	n.a.	67,941	142,094
1984	278	348	n.a.	69,945	184,642
1985	279	340	n.a.	72,235	269,511
1986	253	335	14,707	73,106	419,281
1987	276	412	48,082	90,713	419,612
1988	304	479	18,506	106,214	580,378
1989	298	479	20,345	103,404	605,010
1990	299	520	21,233	108,808	650,410
1991	357	597	39,457	117,547	949,172
1992	413	749	105,113	136,111	1,332,184
1993	477	891	90,005	164,062	2,975,379
1994	529	1,006	51,861	177,568	2,085,182
1995	542	1,033	39,202	180,423	2,348,310
1996	583	1,272	100,018	202,861	3,475,965
1997	658	1,533	247,577	236,716	3,202,630
1998	680	1,246	38,257	238,612	2,661,713
1999	701	1,205	148,120	225,577	4,727,527
2000	736	1,294	451,281	283,356	4,795,150
2001	756	1,075	58,593	321,071	3,885,342
2002	812	1,416	101,413	378,586	3,559,099
2003	852	1,598	209,116	400,365	5,477,670
2004	892	1,971	276,521	431,927	6,629,177
2005	934	2,448	298,660	704,903	8,113,333
2006	975	3,184	516,025	892,349	13,248,821
2007	1,048	5,896	571,078	953,098	20,536,463
2008	1,087	5,654	418,188	972,136	10,253,589
2009	1,145	6,441	637,734	1,034,447	17,769,271
2010	1,244	7,730	845,486	1,230,965	20,942,284

Year-end figures

n.a. Not available

\* Equities funds raised prior to 1990 do not include share option scheme.

## Highest turnover records Main Board

Year		
Rank	Value (HK\$mil)	Year
1	21,506,271.44	2007
2	17,600,713.87	2008
3	17,076,412.14	2010
4	15,439,486.88	2009
5	8,332,633.24	2006
6	4,498,095.11	2005
7	3,948,350.84	2004
8	3,788,959.79	1997
9	3,047,565.32	2000
10	2,545,675.94	2003

Quarter		
Rank	Value (HK\$mil)	Quarter/Year
1	8,306,624.27	4/2007
2	6,102,056.58	3/2007
3	5,901,036.22	1/2008
4	5,494,945.12	4/2010
5	4,623,402.28	2/2008
6	4,353,187.76	2/2009
7	4,312,121.38	3/2009
8	4,095,113.21	4/2009
9	3,931,271.40	3/2008
10	3,928,482.29	3/2010

Month		
Rank	Value (HK\$mil)	Month/Year
1	3,473,846.35	2007/10
2	2,993,364.29	2007/11
3	2,623,012.43	2008/01
4	2,154,141.65	2010/11
5	2,152,013.07	2007/08
6	2,071,514.56	2007/09
7	1,955,375.05	2010/10
8	1,878,528.95	2007/07
9	1,839,413.64	2007/12
10	1,813,627.99	2008/04

Day		
Rank	Value (HK\$mil)	Date
1	209,808.30	2007/10/03
2	200,833.43	2007/10/16
3	195,257.20	2007/10/12
4	185,024.96	2007/10/30
5	178,712.17	2007/10/11
6	177,627.69	2007/10/29
7	174,395.47	2007/10/15
8	169,636.11	2007/11/06
9	168,521.99	2007/10/18
10	165,175.30	2007/10/25

## Main Board and GEM

Year		
Rank	Value (HK\$mil)	Year
1	21,665,529.92	2007
2	17,652,800.86	2008
3	17,210,077.74	2010
4	15,515,248.69	2009
5	8,376,311.12	2006
6	4,520,431.80	2005
7	3,974,111.69	2004
8	3,788,959.79	1997
9	3,131,852.45	2000
10	2,583,829.45	2003

Quarter		
Rank	Value (HK\$mil)	Quarter/Year
1	8,339,767.42	4/2007
2	6,156,615.82	3/2007
3	5,922,420.08	1/2008
4	5,533,486.38	4/2010
5	4,640,846.32	2/2008
6	4,372,749.49	2/2009
7	4,338,516.02	3/2009
8	4,120,726.27	4/2009
9	3,952,788.64	3/2010
10	3,950,355.27	1/2010

Month		
Rank	Value (HK\$mil)	Month/Year
1	3,487,325.59	2007/10
2	3,007,223.67	2007/11
3	2,629,311.19	2008/01
4	2,168,466.42	2007/08
5	2,168,191.68	2010/11
6	2,083,138.17	2007/09
7	1,968,932.72	2010/10
8	1,905,011.22	2007/07
9	1,845,218.16	2007/12
10	1,820,520.92	2008/04

Day		
Rank	Value (HK\$mil)	Date
1	210,505.53	2007/10/03
2	201,413.37	2007/10/16
3	195,962.20	2007/10/12
4	185,681.50	2007/10/30
5	179,409.27	2007/10/11
6	178,382.19	2007/10/29
7	174,984.45	2007/10/15
8	170,352.76	2007/11/06
9	169,121.20	2007/10/18
10	165,926.12	2007/10/25

Note: Market turnover values since January 1993 were adjusted for late reported and rejected sales.

Turnover value traded in non-HKD currency securities have been included start from 29 November 2010

## 10 largest day-to-day fluctuations in stock price indices

S&P/HKEx LargeCap Index 1998-2010

Rank	% up	Date	Closing index
1	15.04	1998/02/02	11001.95
2	14.29	2008/10/28	15507.37
3	12.64	2008/10/30	17632.61
4	10.97	2008/01/23	29340.77
5	10.09	2008/10/13	19931.74
6	9.95	1998/10/16	10078.68
7	9.29	2008/09/19	23629.69
8	9.20	1998/09/07	8013.39
9	8.75	1998/08/14	7133.91
10	8.28	2008/12/08	18707.83

28 February 2003 = 10000

Rank	% down	Date	Closing index
1	12.59	2008/10/27	13569.03
2	9.82	1998/01/12	8439.81
3	8.87	2001/09/12	10522.63
4	8.70	2000/04/17	15693.12
5	8.67	2008/01/22	26440.70
6	8.19	2008/10/24	15523.90
7	8.14	2008/10/08	18980.80
8	7.53	1998/08/31	7089.75
9	7.49	2008/10/10	18104.89
10	6.91	2000/01/05	16613.10

Rank	Points up	Date	Closing index
1	2900.07	2008/01/23	29340.77
2	2009.16	2008/09/19	23629.69
3	1978.01	2008/10/30	17632.61
4	1938.34	2008/10/28	15507.37
5	1907.46	2008/01/25	30474.42
6	1826.85	2008/10/13	19931.74
7	1690.88	2007/11/14	35076.20
8	1594.62	2008/03/25	27333.87
9	1478.44	2007/08/20	25881.95
10	1438.53	1998/02/02	11001.95

Rank	Points down	Date	Closing index
1	2509.29	2008/01/22	26440.70
2	1954.87	2008/10/27	13569.03
3	1916.47	2007/11/05	35248.33
4	1703.15	2008/01/16	29740.34
5	1682.08	2008/10/08	18980.80
6	1654.93	2008/01/21	28949.99
7	1592.80	2008/02/06	28621.00
8	1495.17	2000/04/17	15693.12
9	1466.46	2008/10/10	18104.89
10	1397.98	2007/11/12	33303.71

Hang Seng Index 1970-2010

Rank	% up	Date	Closing index
1	18.82	1997/10/29	10765.30
2	14.41	1973/02/09	1449.91
3	14.35	2008/10/28	12596.29
4	14.33	1998/02/02	10578.60
5	13.36	1974/11/27	185.17
6	13.20	1973/02/02	1098.86
7	13.20	1973/04/11	926.45
8	12.82	2008/10/30	14329.85
9	12.35	1975/01/27	209.62
10	11.71	1973/07/18	602.34

31 July 1964 = 100

Rank	% down	Date	Closing index
1	33.33	1987/10/26	2241.69
2	21.75	1989/06/05	2093.61
3	13.70	1997/10/28	9059.89
4	13.31	1973/03/26	1229.28
5	12.70	2008/10/27	11015.84
6	11.48	1973/04/10	818.39
7	11.43	1972/11/13	672.62
8	11.12	1987/10/19	3362.39
9	10.78	1989/05/22	2806.57
10	10.41	1997/10/23	10426.30

Rank	Points up	Date	Closing index
1	2332.54	2008/01/23	24090.17
2	1705.41	1997/10/29	10765.30
3	1695.27	2008/09/19	19327.73
4	1627.78	2008/10/30	14329.85
5	1583.10	2008/01/25	25122.37
6	1580.45	2008/10/28	12596.29
7	1515.29	2008/10/13	16312.16
8	1362.66	2007/11/14	29166.01
9	1356.30	2008/03/25	22464.52
10	1326.24	1998/02/02	10578.60

Rank	Points down	Date	Closing index
1	2061.23	2008/01/22	21757.63
2	1602.54	2008/10/27	11015.84
3	1526.02	2007/11/05	28942.32
4	1438.31	1997/10/28	9059.89
5	1386.93	2008/01/16	24450.85
6	1383.01	2008/01/21	23818.86
7	1380.39	2000/04/17	14762.37
8	1372.03	2008/10/08	15431.73
9	1339.24	2008/02/06	23469.46
10	1226.10	2000/01/05	15846.72

## World stock market indices (2006 – 2010)

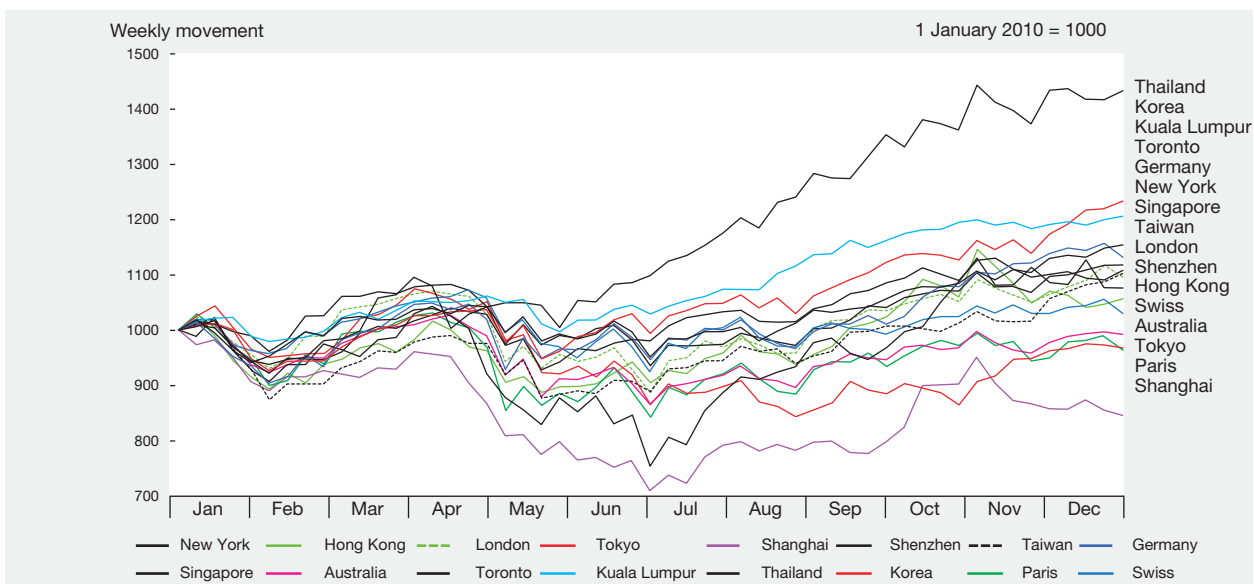
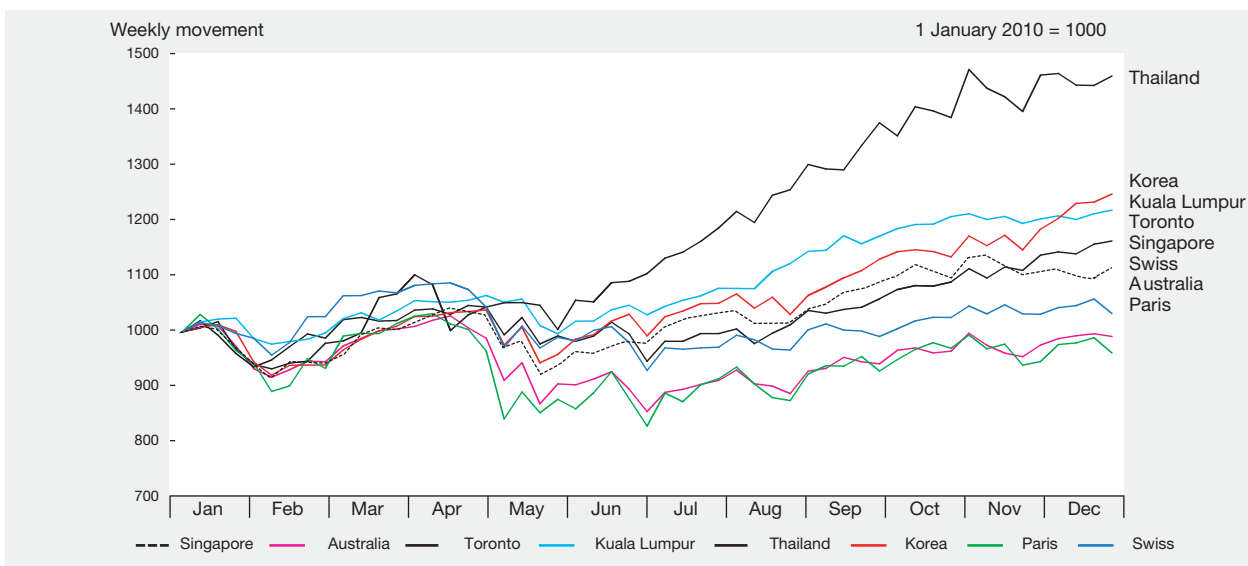
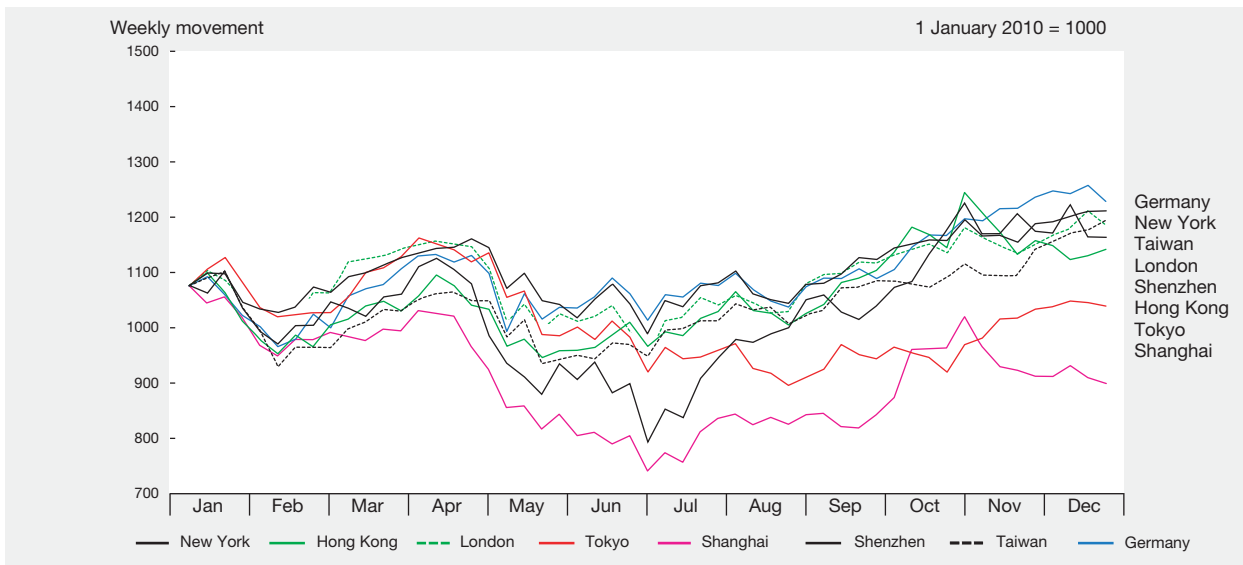
	AUSTRALIA	GERMANY	HONG KONG	KOREA	KUALA LUMPUR	LONDON	NEW YORK	PARIS
Year/ Month	AI Ordinaries Index	DAX Capital Value Index	Hang Seng Index	Composite Stock Index	Composite Index	FTSE 100 Index	DJIA Index	CAC 40 Index
2006	5644.30	4429.01	19964.72	1434.46	1096.24	6220.80	12463.15	5541.76
2007	6421.00	5277.23	27812.65	1897.13	1445.03	6456.90	13264.82	5614.08
2008	3659.30	3041.60	14387.48	1124.47	876.75	4434.20	8776.39	3217.97
2009	4882.72	3604.02	21872.50	1682.77	1272.78	5412.90	10428.05	3936.33
2010	4846.88	4053.71	23035.45	2051.00	1518.91	5899.90	11577.51	3804.78
2010								
Jan	4596.88	3383.81	20121.99	1602.43	1259.16	5188.50	10067.33	3739.46
Feb	4651.11	3377.82	20608.70	1594.58	1270.78	5354.50	10325.26	3708.80
Mar	4893.06	3705.48	21239.35	1692.85	1320.57	5679.60	10856.63	3974.01
Apr	4833.88	3667.73	21108.59	1741.56	1346.38	5553.30	11008.61	3816.99
May	4453.59	3498.76	19765.19	1641.25	1285.01	5188.40	10136.63	3507.56
Jun	4324.77	3497.52	20128.99	1698.29	1314.02	4916.90	9774.02	3442.89
Jul	4507.44	3604.49	21029.81	1759.33	1360.92	5258.00	10465.94	3643.14
Aug	4438.84	3473.90	20536.49	1742.75	1422.49	5225.20	10014.72	3490.79
Sep	4636.86	3652.00	22358.17	1872.81	1463.50	5548.60	10788.05	3715.18
Oct	4733.41	3870.31	23096.32	1882.95	1505.66	5675.20	11118.49	3833.50
Nov	4676.44	3921.39	23007.99	1904.63	1485.23	5528.30	11006.02	3610.44
Dec	4846.88	4053.71	23035.45	2051.00	1518.91	5899.90	11577.51	3804.78

Note: Month-end or year-end figures.

	SHANGHAI	SHENZHEN	SINGAPORE	SWITZERLAND	TAIWAN	THAILAND	TOKYO	TORONTO
Year/ Month	A-Share Index	A-Share Index	FTSE ST Index	SPI General Index	Taipei Weighted Stock Index	Bangkok SET Index	Nikkei 225 Index	Composite Index
2006	2815.13	569.58	2918.63	6929.18	7823.72	679.84	17225.83	12908.39
2007	5521.49	1520.99	3465.63	6925.44	8506.28	858.10	15307.78	13833.06
2008	1911.79	581.51	1761.56	4567.57	4591.22	449.96	8859.56	8987.70
2009	3437.46	1261.26	2897.62	5626.40	8188.11	734.54	10546.44	11746.11
2010	2940.24	1351.14	3190.04	5790.62	8972.50	1032.76	10228.92	13443.22
2010								
Jan	3134.75	1176.05	2745.35	5570.19	7640.44	696.55	10198.04	11094.31
Feb	3200.05	1231.05	2750.86	5763.27	7436.10	721.37	10126.03	11629.63
Mar	3260.00	1271.71	2895.24	6007.84	7920.06	787.98	11089.94	12037.73
Apr	3009.37	1167.51	2974.61	5847.37	8004.25	763.51	11057.40	12210.70
May	2718.42	1084.60	2763.47	5562.49	7373.98	750.43	9768.70	11762.99
Jun	2514.16	990.43	2835.51	5407.82	7329.37	797.31	9382.64	11294.42
Jul	2764.36	1126.45	2987.70	5489.77	7760.63	855.83	9537.30	11713.43
Aug	2764.60	1222.47	2950.33	5465.25	7616.28	913.19	8824.06	11913.86
Sep	2782.02	1223.25	3097.63	5594.62	8237.78	975.30	9369.35	12368.65
Oct	3120.80	1364.47	3142.62	5754.64	8287.09	984.46	9202.45	12676.24
Nov	2953.32	1369.50	3144.70	5652.48	8372.48	1005.12	9937.04	12952.88
Dec	2940.24	1351.14	3190.04	5790.62	8972.50	1032.76	10228.92	13443.22

Note: Month-end or year-end figures.

## World stock market indices (2010)



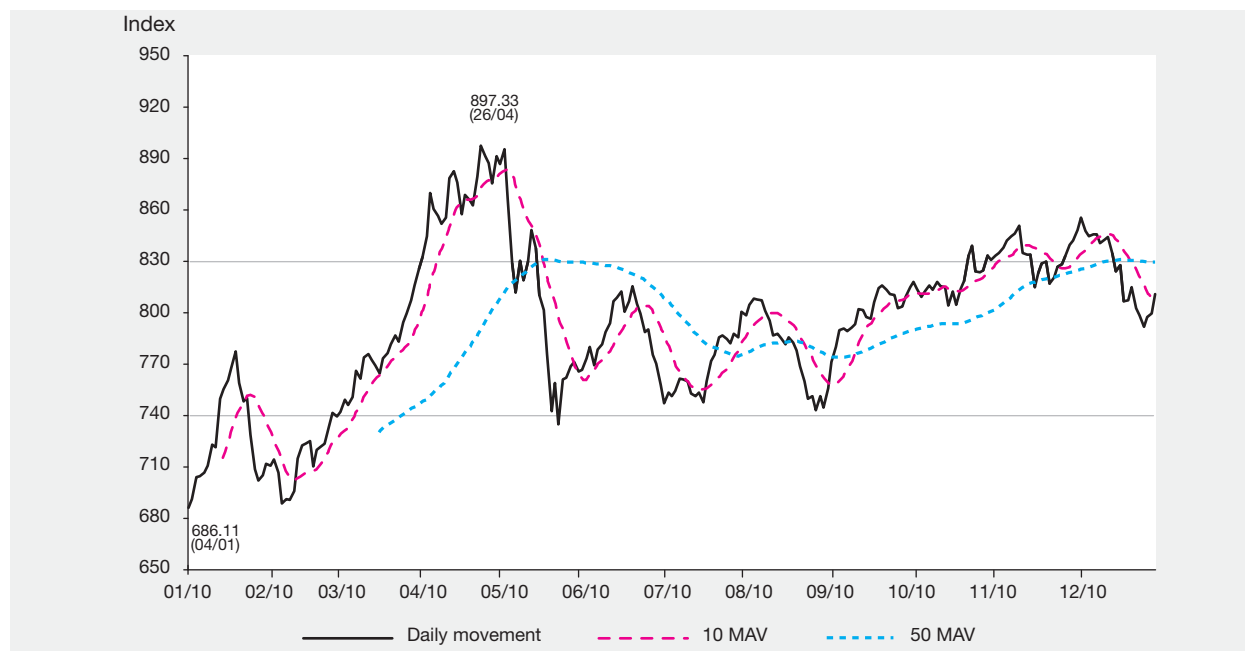
## S&P/HKEx GEM Index, daily closing (2010)

28 February 2003 = 1000

Date	Jan	Feb	Mar	Apr	May	Jun	Jul	Aug	Sep	Oct	Nov	Dec
1	-	711.46	739.37	844.17	-	765.34	-	-	755.86	-	833.05	841.75
2	-	710.70	741.97	-	-	766.47	757.76	800.29	770.81	-	830.63	847.88
3	-	714.31	749.11	-	886.46	772.94	-	798.33	779.71	-	832.96	855.20
4	686.11	706.25	746.02	-	895.26	779.97	-	804.15	-	814.86	834.47	-
5	691.05	688.31	750.35	-	866.03	-	746.94	807.83	-	817.75	837.77	-
6	704.04	-	-	-	828.29	-	753.15	807.69	789.55	813.63	-	847.56
7	704.14	-	-	869.57	811.35	768.91	751.15	-	790.65	809.08	-	844.58
8	706.47	691.06	765.72	860.30	-	778.10	754.00	-	788.93	812.00	841.58	845.63
9	-	690.33	761.04	856.25	-	781.36	761.51	806.80	791.10	-	844.48	845.16
10	-	695.60	773.54	-	829.79	788.44	-	801.01	793.31	-	845.69	840.46
11	710.61	714.71	775.46	-	818.85	793.65	-	794.91	-	815.40	850.46	-
12	722.83	722.46	772.26	851.51	829.46	-	760.56	786.37	-	813.24	834.39	-
13	721.04	-	-	855.08	848.09	-	759.89	787.25	801.62	817.77	-	842.28
14	749.32	-	-	878.35	837.09	806.35	752.46	-	801.12	815.30	-	843.72
15	755.30	-	768.78	882.53	-	808.56	750.82	-	797.31	814.72	833.70	833.92
16	-	-	764.47	875.82	-	-	753.23	785.05	796.15	-	833.73	823.86
17	-	723.48	772.91	-	810.15	812.17	-	781.29	805.66	-	814.87	827.65
18	760.19	724.94	776.22	-	801.51	800.39	-	785.29	-	804.02	822.76	-
19	767.63	709.94	781.49	857.30	775.71	-	747.48	782.32	-	812.15	828.48	-
20	777.14	-	-	868.70	742.11	-	759.97	777.71	814.14	804.43	-	806.48
21	758.64	-	-	865.50	-	806.51	771.58	-	815.56	813.74	-	806.97
22	747.74	719.76	786.21	862.11	-	814.97	775.10	-	813.18	818.36	829.59	814.64
23	-	721.84	782.99	879.46	-	804.63	785.26	768.69	-	-	816.70	802.27
24	-	723.28	793.87	-	758.89	799.22	-	759.98	810.44	-	820.20	798.37
25	750.20	733.76	799.23	-	734.42	788.43	-	749.33	-	833.04	826.31	-
26	728.45	741.42	807.09	897.33	760.96	-	786.23	750.94	-	838.57	827.89	-
27	708.68	-	-	891.17	761.67	-	784.44	742.95	810.04	824.05	-	-
28	701.63	-	-	886.76	768.42	789.93	781.92	-	802.44	823.15	-	791.72
29	704.67	-	815.39	875.26	-	775.04	787.39	-	803.55	824.43	832.68	797.14
30	-	-	825.63	890.87	-	770.10	785.16	751.03	808.93	-	839.26	799.41
31	-	-	832.27	-	770.86	-	-	744.37	-	-	-	810.52
<b>High</b>	777.14	741.42	832.27	<b>897.33</b>	895.26	814.97	787.39	807.83	815.56	838.57	850.46	855.20
<b>Low</b>	<b>686.11</b>	688.31	739.37	844.17	734.42	765.34	746.94	742.95	755.86	804.02	814.87	791.72
<b>Avg</b>	727.79	713.53	777.45	870.95	806.77	789.12	765.05	780.62	797.15	816.98	832.35	825.78

Note: S&amp;P/HKEx GEM Index is compiled by Standard &amp; Pooors

## S&P/HKEx GEM Index, daily movement (2010)



## Number of securities by type on GEM, 2006 – 2010

Type	Year				
	2006	2007	2008	2009	2010
Ordinary shares	198	193	174	174	169
Warrants	1	3	3	1	1
<b>Total</b>	<b>199</b>	<b>196</b>	<b>177</b>	<b>175</b>	<b>170</b>

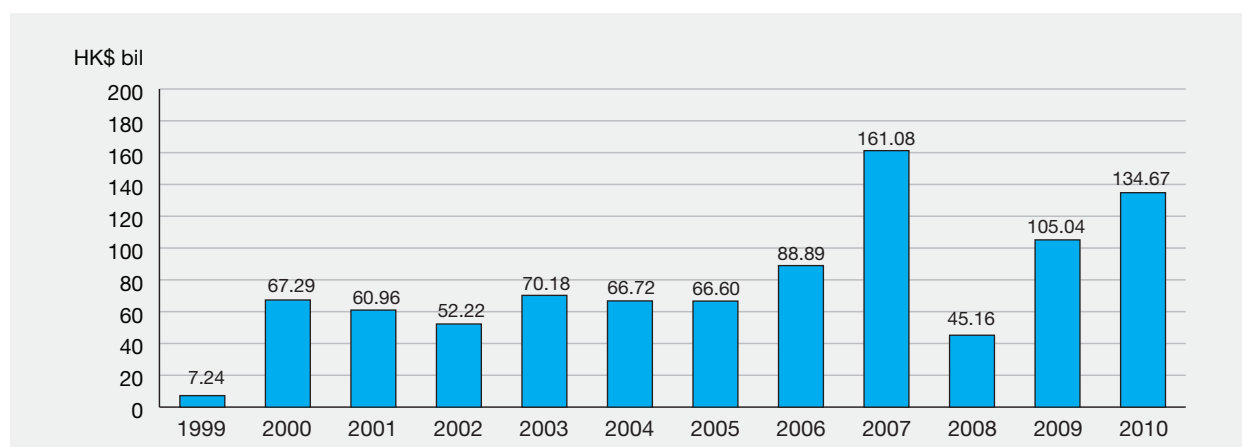
## Number of newly listed securities on GEM, 2006 – 2010

Type	Year				
	2006	2007	2008	2009	2010
Ordinary shares	6	2	2	5	7
Warrants	1	2	1	0	1
<b>Total</b>	<b>7</b>	<b>4</b>	<b>3</b>	<b>5</b>	<b>8</b>

## Number of delisted securities from GEM, 2006 – 2010

Type	Year				
	2006	2007	2008	2009	2010
Ordinary shares	9	7	21	5	12
– Withdrawal of listing	7	3	3	1	0
– Transfer of listing on Main Board	2	4	18	4	12
Warrants - equity	0	0	1	2	1
<b>Total</b>	<b>9</b>	<b>7</b>	<b>22</b>	<b>7</b>	<b>13</b>

## Market capitalisation of GEM, 1999 – 2010



## Market capitalisation of GEM by Hang Seng Industry Classification System, 2010

Industry Classification *	HK\$mil											
	Jan	Feb	Mar	Apr	May	Jun	Jul	Aug	Sep	Oct	Nov	Dec
Energy	4,500.74	4,271.92	4,487.06	4,529.73	3,832.56	3,807.12	3,225.19	2,561.16	2,468.32	2,894.73	2,527.71	1,468.18
Materials	17,648.18	20,475.49	23,011.71	21,429.24	16,995.39	17,601.70	17,624.76	23,167.06	25,237.17	26,064.86	22,847.51	24,258.08
Industrial Goods	1,899.26	2,156.87	2,781.66	2,876.83	2,608.89	2,521.88	3,047.79	3,536.55	2,635.31	6,496.51	6,668.33	7,173.86
Consumer Goods	25,184.91	26,911.57	30,084.22	33,704.81	27,752.30	37,640.84	23,606.00	24,575.16	27,215.69	26,126.16	25,392.74	23,351.87
Services	21,279.95	22,768.77	26,356.23	28,927.23	25,632.28	24,012.68	25,069.23	24,040.78	22,745.03	22,727.33	24,318.40	22,223.51
Telecommunications	2,227.63	1,965.99	2,074.10	2,071.78	2,137.13	2,318.23	1,597.03	1,370.30	1,269.68	1,731.21	1,462.90	1,312.73
Utilities	7,110.17	6,710.67	7,311.30	6,799.32	5,290.96	5,253.76	5,431.61	4,939.22	5,773.74	5,937.19	5,602.80	5,603.33
Financials	1,712.54	1,715.70	2,912.37	2,825.90	2,562.80	3,049.64	3,124.89	3,047.43	3,249.80	2,917.23	4,802.33	5,074.92
Properties & Construction	4,451.45	4,748.75	4,922.56	4,943.93	4,237.86	4,222.78	4,566.83	4,872.77	5,418.96	6,500.23	6,581.81	2,632.00
Information Technology	24,501.06	24,165.24	27,864.17	33,103.28	29,982.62	28,570.17	27,970.67	26,954.64	31,805.96	30,259.25	36,057.06	40,338.30
Conglomerates	65.14	54.60	2,936.90	3,222.43	2,325.05	1,903.55	2,121.10	1,645.21	2,039.51	2,121.10	1,495.64	1,237.31
<b>Total</b>	<b>110,581.02</b>	<b>115,945.58</b>	<b>134,742.28</b>	<b>144,434.49</b>	<b>123,357.83</b>	<b>130,902.34</b>	<b>117,385.10</b>	<b>120,710.28</b>	<b>129,859.18</b>	<b>133,775.80</b>	<b>137,757.22</b>	<b>134,674.08</b>

Note: Month-end figures

\* Hang Seng Industry Classification System (HSICS) is provided by Hang Seng Indexes Company Limited.

## Market capitalisation trends on GEM by Hang Seng Industry Classification System, 2006 – 2010

Industry Classification *	HK\$mil									
	2006		2007		2008		2009		2010	
Energy	985.15	(1.11%)	3,262.81	(2.03%)	1,760.29	(3.90%)	4,066.76	(3.87%)	1,468.18	(1.09%)
Materials	5,536.97	(6.23%)	2,925.40	(1.82%)	2,913.84	(6.45%)	15,423.16	(14.68%)	24,258.08	(18.01%)
Industrial Goods	6,299.27	(7.09%)	4,671.16	(2.90%)	1,720.51	(3.81%)	2,007.40	(1.91%)	7,173.86	(5.33%)
Consumer Goods	24,824.12	(27.93%)	41,086.11	(25.51%)	11,232.87	(24.87%)	23,776.91	(22.64%)	23,351.87	(17.34%)
Services	21,335.38	(24.00%)	36,000.21	(22.35%)	9,989.03	(22.12%)	20,378.65	(19.40%)	22,223.51	(16.50%)
Telecommunications	166.02	(0.19%)	266.73	(0.17%)	49.86	(0.11%)	2,261.48	(2.15%)	1,312.73	(0.97%)
Utilities	1,178.00	(1.33%)	3,150.08	(1.96%)	999.47	(2.21%)	7,283.78	(6.93%)	5,603.33	(4.16%)
Financials	2,536.50	(2.85%)	5,447.98	(3.38%)	1,149.34	(2.54%)	1,676.50	(1.60%)	5,074.92	(3.77%)
Properties & Construction	496.20	(0.56%)	1,818.61	(1.13%)	433.05	(0.96%)	4,951.98	(4.71%)	2,632.00	(1.95%)
Information Technology	25,527.83	(28.72%)	62,451.88	(38.77%)	14,915.91	(33.03%)	23,152.33	(22.04%)	40,338.30	(29.95%)
Conglomerates	-	(0.00%)	-	(0.00%)	-	(0.00%)	57.48	(0.05%)	1,237.31	(0.92%)
<b>Equity total</b>	<b>88,885.43</b>	<b>(100.00%)</b>	<b>161,080.97</b>	<b>(100.00%)</b>	<b>45,164.18</b>	<b>(100.00%)</b>	<b>105,036.43</b>	<b>(100.00%)</b>	<b>134,674.08</b>	<b>(100.00%)</b>

( ) % of equity market total

Year-end figures

\* Hang Seng Industry Classification System (HSICS) is provided by Hang Seng Indexes Company Limited.



## 50 leading companies in market capitalisation on GEM

End of 2010

Rank	Code	Company	Issued capital (shares)	Closing price (HK\$)	Market capitalisation (HK\$mil)	% of market total
1	08137	Honbridge Holdings Ltd.	6,125,919,716	2.800	17,152.58	12.74
2	08277	Wumart Store, Inc. – H Shares	536,568,000	19.160	10,280.64	7.63
3	08032	Viva China Holdings Ltd.	19,242,513,785	0.340	6,542.45	4.86
4	08043	ERA Holdings Global Ltd.	5,614,942,395	0.830	4,660.40	3.46
5	08086	ePRO Ltd.	4,951,179,570	0.910	4,505.57	3.35
6	08192	Global Energy Resources International Group Ltd.	12,548,000,000	0.300	3,764.40	2.80
7	08035	Binhai Investment Co. Ltd.	5,992,812,000	0.570	3,415.90	2.54
8	08071	China Metal Resources Holdings Ltd.	9,059,175,247	0.325	2,944.23	2.19
9	08046	Heng Xin China Holdings Ltd.	1,916,826,427	1.500	2,875.24	2.13
10	08161	China LotSynergy Holdings Ltd.	7,402,164,000	0.335	2,479.72	1.84
11	08096	ThinSoft (Holdings) Inc.	2,626,275,000	0.930	2,442.44	1.81
12	08207	Credit China Holdings Ltd.	1,660,000,000	1.460	2,423.60	1.80
13	08206	China Communication Telecom Services Co. Ltd.	1,194,697,017	1.990	2,377.45	1.77
14	08008	Sunevision Holdings Ltd.	2,342,675,478	0.990	2,319.25	1.72
15	08052	Convenience Retail Asia Ltd.	731,567,974	3.160	2,311.75	1.72
16	08155	South China Land Ltd.	11,178,498,344	0.182	2,034.49	1.51
17	08167	Neo Telemedia Ltd.	15,428,200,000	0.130	2,005.67	1.49
18	08066	Phoenitron Holdings Ltd.	551,920,000	3.500	1,931.72	1.43
19	08158	China Bio-Med Regeneration Technology Ltd.	7,056,880,000	0.260	1,834.79	1.36
20	08029	Sun International Group Ltd.	923,410,000	1.910	1,763.71	1.31
21	08058	Shandong Luoxin Pharmacy Stock Co. Ltd. – H Shares	164,560,000	9.650	1,588.00	1.18
22	08070	Zhongyu Gas Holdings Ltd.	1,974,007,684	0.680	1,342.33	1.00
23	08271	Global Digital Creations Holdings Ltd.	1,295,255,540	1.010	1,308.21	0.97
24	08190	Combest Holdings Ltd.	3,201,500,000	0.400	1,280.60	0.95
25	08080	North Asia Strategic Holdings Ltd.	13,596,763,487	0.091	1,237.31	0.92
26	08306	China Nonferrous Metals Co. Ltd.	4,792,448,838	0.241	1,154.98	0.86
27	08123	First China Financial Network Holdings Ltd.	3,828,964,120	0.300	1,148.69	0.85
28	08196	Launch Tech Co. Ltd. – H Shares	273,600,000	4.040	1,105.34	0.82
29	08279	AGTech Holdings Ltd.	3,677,535,250	0.300	1,103.26	0.82
30	08175	China Digital Licensing (Group) Ltd.	2,195,085,643	0.495	1,086.57	0.81
31	08203	Kaisun Energy Group Ltd.	2,114,383,750	0.490	1,036.05	0.77
32	08116	China Public Healthcare (Holding) Ltd.	11,272,498,882	0.091	1,025.80	0.76
33	08005	Yuxing InfoTech Holdings Ltd.	1,731,048,000	0.590	1,021.32	0.76
34	08102	Shanghai Fudan Microelectronics Co. Ltd. – H Shares	242,330,000	4.200	1,017.79	0.76
35	08299	Grand T G Gold Holdings Ltd.	13,448,488,271	0.072	968.29	0.72
36	08083	SYSCAN Technology Holdings Ltd.	2,639,589,457	0.365	963.45	0.72
37	08290	Tianjin Tianlian Public Utilities Co. Ltd. – H Shares	500,060,000	1.690	845.10	0.63
38	08025	Asian Capital Resources (Holdings) Ltd.	988,417,986	0.850	840.16	0.62
39	08228	National Arts Holdings Ltd.	665,854,139	1.240	825.66	0.61
40	08153	Code Agriculture (Holdings) Ltd.	2,713,798,244	0.300	814.14	0.60
41	08259	Yantai North Andre Juice Co. Ltd. – H Shares	1,760,176,000	0.430	756.88	0.56
42	08128	China Ground Source Energy Ltd.	1,829,853,117	0.390	713.64	0.53
43	08226	Sonavox International Holdings Ltd.	421,964,974	1.670	704.68	0.52
44	08061	AcrossAsia Ltd.	5,064,615,385	0.125	633.08	0.47
45	08272	Best Miracle International Ltd.	2,882,400,000	0.219	631.25	0.47
46	08009	iMerchants Ltd.	6,578,685,800	0.095	624.98	0.46
47	08076	Sing Lee Software (Group) Ltd.	811,840,000	0.730	592.64	0.44
48	08156	China Vanguard Group Ltd.	3,211,893,839	0.178	571.72	0.42
49	08065	Sino Haijing Holdings Ltd.	604,840,310	0.900	544.36	0.40
50	08068	New Universe International Group Ltd.	2,011,891,681	0.260	523.09	0.39
Total					108,075.35	80.25
Equity total					134,674.08	100.00

## Trading value and volume for GEM, 2006 – 2010

Year/Month	No. of trading days	Value (HK\$mil)		Volume (mil of shares)		Deals		
		Total	Average daily	Total	Average daily	Total	Average daily	
2006	247	43,677.88	176.83	49,877.40	201.93	944,735	3,825	
2007	246	159,258.48	647.39	250,147.84	1,016.86	3,270,681	13,295	
2008	245	52,086.99	212.60	161,545.11	659.37	1,395,036	5,694	
2009	249	75,761.81	304.26	296,240.90	1,189.72	2,106,196	8,459	
2010	249	133,665.60	536.81	446,921.79	1,794.87	3,367,683	13,525	
2010	Jan	20	9,968.26	498.41	28,176.44	1,408.82	241,034	12,052
	Feb	18	6,797.96	377.66	21,123.79	1,173.54	165,709	9,206
	Mar	23	14,736.62	640.72	48,576.95	2,112.04	355,905	15,474
	Apr	19	20,378.65	1,072.56	73,490.31	3,867.91	482,858	25,414
	May	20	11,779.51	588.98	37,014.36	1,850.72	308,219	15,411
	Jun	21	7,156.99	340.81	28,813.09	1,372.05	196,237	9,345
	Jul	21	6,607.24	314.63	27,675.60	1,317.89	184,563	8,789
	Aug	22	7,121.23	323.69	26,336.48	1,197.11	197,127	8,960
	Sep	21	10,577.88	503.71	34,806.86	1,657.47	266,127	12,673
	Oct	20	13,557.67	677.88	45,720.47	2,286.02	323,425	16,171
	Nov	22	14,050.04	638.64	40,694.13	1,849.73	351,219	15,965
	Dec	22	10,933.56	496.98	34,493.31	1,567.88	295,260	13,421

## Trading value for GEM by Hang Seng Industry Classification System, 2010

Industry Classification *	No. of issue #	Equity turnover		Annual turnover velocity (%)
		HK\$mil	% of total	
Energy	3	5,173.62	3.87	352.38
Materials	12	12,292.22	9.20	50.67
Industrial Goods	8	1,634.13	1.22	22.78
Consumer Goods	43	32,794.28	24.54	140.44
Services	21	29,519.56	22.09	132.83
Telecommunications	3	2,388.42	1.79	181.94
Utilities	3	2,290.94	1.71	40.89
Financials	8	4,389.07	3.28	86.49
Properties & Construction	4	6,111.73	4.57	232.21
Information Technology	63	34,925.92	26.13	86.58
Conglomerates	1	2,123.63	1.59	171.63
<b>Total</b>	<b>169</b>	<b>133,643.51</b>	<b>100.00</b>	<b>99.23</b>

### Notes:

- Equity turnover values have been adjusted for late reported and rejected sales.
  - Figures may not add up to total due to rounding.
- # Year-end figures  
\* Industry Classification is provided by Hang Seng Indexes Company Limited.

## 20 most active GEM stocks (in dollars), 2010

Rank	Stock Code	Stock Name	Turnover (HK\$mil)	% of market total
1	08032	VIVA CHINA	8,841.21	6.62
2	08046	HENG XIN CHINA	6,673.72	4.99
3	08167	NEO TELEMEDIA	6,344.61	4.75
4	08136	RICHFIELD GROUP	5,837.01	4.37
5	08130	XINGLIN MEDICAL	4,704.24	3.52
6	08277	WUMART	4,460.06	3.34
7	08137	HONBRIDGE	4,006.19	3.00
8	08199	WEIGAO GROUP	3,863.63	2.89
9	08203	KAISUN ENERGY	2,843.11	2.13
10	08220	BINGO GROUP	2,805.61	2.10
11	08153	CODE AGRI	2,662.80	1.99
12	08161	CHINALOTSYNERGY	2,415.26	1.81
13	08116	C PUBLIC HEALTH	2,191.33	1.64
14	08080	NAS HOLDINGS	2,123.63	1.59
15	08071	CHINA METAL RES	2,036.94	1.52
16	08066	PHOENITRON HOLD	1,859.96	1.39
17	08173	PAN ASIA MINING	1,845.97	1.38
18	08009	IMERCHANTS	1,842.28	1.38
19	08299	GRAND T G GOLD	1,835.44	1.37
20	08306	CH NONFERROUS	1,681.91	1.26
		<b>Total</b>	<b>70,874.91</b>	<b>53.03</b>
		<b>Equity total</b>	<b>133,643.51</b>	<b>100.00</b>

## 20 most active GEM stocks (in shares), 2010

Rank	Stock Code	Stock Name	Turnover (mil of shares)	% of market total
1	08130	XINGLIN MEDICAL	46,498.79	10.41
2	08167	NEO TELEMEDIA	38,543.11	8.63
3	08173	PAN ASIA MINING	25,561.45	5.72
4	08299	GRAND T G GOLD	19,491.26	4.36
5	08171	CHINA TRENDS	17,854.38	4.00
6	08116	C PUBLIC HEALTH	15,868.54	3.55
7	08032	VIVA CHINA	15,594.86	3.49
8	08009	IMERCHANTS	12,306.15	2.76
9	08220	BINGO GROUP	11,131.03	2.49
10	08079	UL CREATIVITY	10,841.23	2.43
11	08080	NAS HOLDINGS	10,633.79	2.38
12	08071	CHINA METAL RES	10,084.92	2.26
13	08212	HK LIFE GP-NEW	9,902.62	2.22
14	08228	NATIONAL ARTS	8,865.52	1.99
15	08046	HENG XIN CHINA	7,295.51	1.63
16	08161	CHINALOTSYNERGY	7,124.25	1.60
17	08129	CH BIO CASSAVA	6,915.05	1.55
18	08047	PALMPAY CHINA	6,489.09	1.45
19	08136	RICHFIELD GROUP	6,255.28	1.40
20	08306	CH NONFERROUS	6,071.37	1.36
Total			293,328.21	65.69
Equity total			446,558.02	100.00

## 20 GEM Stocks with largest price changes (increase)

Rank	Stock Code	Stock Name	Closing price (HK\$)		% up
			2009	2010	
1	08086	EPRO	0.130	0.910	600.00
2	08226	SONAVOX INT'L	0.350	1.670	377.14
3	08196	LAUNCH TECH	0.850	4.040	375.29
4	08060	GLOBAL LINK	0.121	0.520	329.75
5	08190	COMBEST HOLD	0.098	0.400	308.16
6	08271	GDC	0.250	1.010	304.00
7	08065	SINO HAIJING	0.225 A	0.900	300.00
8	08076	SING LEE	0.192	0.730	280.21
9	08083	SYSCAN TECH	0.100	0.365	265.00
10	08049	JILIN CHANGLONG	0.370	1.280	245.95
11	08151	ESSEX BIO-TECH	0.265	0.800	201.89
12	08301	MINGWAH HI TECH	0.285	0.830	191.23
13	08071	CHINA METAL RES	0.112	0.325	190.18
14	08032	VIVA CHINA	0.120	0.340	183.33
15	08046	HENG XIN CHINA	0.552 A	1.500	171.74
16	08206	C COMM TELE SER	0.740	1.990	168.92
17	08102	SHANGHAI FUDAN	1.600	4.200	162.50
18	08136	RICHFIELD GROUP	0.465	1.210	160.22
19	08235	CCID CONSULTING	0.200	0.520	160.00
20	08228	NATIONAL ARTS	0.490 A	1.240	153.06

(A) Adjusted

## 20 GEM Stocks with largest price changes (decrease)

Rank	Stock Code	Stock Name	Closing price (HK\$)		% down
			2009	2010	
1	08130	XINGLIN MEDICAL	0.760 A	0.090	88.16
2	08079	UL CREATIVITY	1.770 A	0.246	86.10
3	08080	NAS HOLDINGS	0.600	0.091	84.83
4	08078	CHINA3D DIGIT	1.630 A	0.330	79.75
5	08212	HK LIFE GP-NEW	0.775 A	0.204	73.68
6	08163	MERDEKA RES	0.270	0.075	72.22
7	08250	CHI NATURAL INV	0.550 A	0.200	63.64
8	08026	PROSTEN TECH	0.680	0.250	63.24
9	08109	CREATIVE ENERGY	5.800 A	2.150	62.93
10	08198	MELCOLOT	0.400	0.149	62.75
11	08011	POLYARD PETRO	0.257 A	0.096	62.65
12	08173	PAN ASIA MINING	0.067	0.026	61.19
13	08272	BEST MIRACLE	0.550	0.219	60.18
14	08156	CHINA VANGUARD	0.430	0.178	58.60
15	08116	C PUBLIC HEALTH	0.212	0.091	57.08
16	08009	IMERCHANTS	0.221	0.095	57.01
17	08176	CHINA AU GROUP	0.790	0.350	55.70
18	08021	WLS HOLDINGS	0.240	0.115	52.08
19	08047	PALMPAY CHINA	0.150	0.073	51.33
20	08019	HAO WEN HLDGS	0.230	0.112	51.30

(A) Adjusted

## Market capitalisation and trading value of GEM listed companies by incorporation place

End of 2010

Country	No. of listed companies	Market capitalisation * (HK\$mil)	% of equity total	Turnover (HK\$mil)	% of equity total
Bermuda	34	27,744.30	20.60	36,335.05	23.32
Cayman Islands	96	85,658.32	63.60	76,964.76	65.30
Hong Kong	4	1,117.22	0.83	3,409.84	3.17
PRC	35	20,154.24	14.97	16,933.86	8.22
<b>Total</b>	<b>169</b>	<b>134,674.08</b>	<b>100.00</b>	<b>133,643.51</b>	<b>100.00</b>

\* Foreign companies not solely listed in Hong Kong and stock suspended over 1 year are excluded.

## Average dividend yields of GEM listed stocks by Hang Seng Industry Classification System\*, 2006 – 2010

(%)

Year/Month	All listed stocks	Energy	Materials	Industrial		Services	Telecommunications	Utilities	Financials	Properties & Construction		Information Technology		Conglomerates
				Goods	Consumer Goods					Technology	Information			
2006	2.17	0.78	0.69	1.51	0.39	0.73	0.00	0.62	1.73	1.47	5.79	0.19	0.00	0.00
2007	0.68	0.00	1.37	0.36	0.94	1.23	0.00	0.00	1.35	0.59	0.19	0.00	0.00	0.00
2008	2.76	0.00	0.00	0.77	2.87	1.50	0.00	0.00	0.00	6.62	4.91	0.00	0.00	0.00
2009	0.77	0.00	0.02	0.47	0.66	0.79	0.00	0.12	0.03	0.29	1.97	0.00	0.00	0.00
2010	0.95	0.00	0.00	0.03	0.51	0.88	0.00	0.00	0.00	0.29	1.03	43.96	0.00	0.00
2010	Jan	0.73	0.00	0.02	0.39	0.62	0.76	0.00	0.12	0.03	0.32	1.86	0.00	0.00
	Feb	0.70	0.00	0.02	0.34	0.58	0.71	0.00	0.13	0.03	0.30	1.89	0.00	0.00
	Mar	0.63	0.00	0.00	0.63	0.58	0.69	0.00	0.00	0.00	0.17	1.69	0.00	0.00
	Apr	0.62	0.00	0.00	0.42	0.66	0.63	0.00	0.00	0.00	0.17	1.42	0.00	0.00
	May	0.73	0.00	0.00	0.46	0.76	0.71	0.00	0.00	0.00	0.33	1.62	0.00	0.00
	Jun	0.76	0.00	0.00	0.48	0.56	0.78	0.00	0.00	0.00	0.34	2.00	0.00	0.00
	Jul	0.74	0.00	0.00	0.40	0.34	0.75	0.00	0.00	0.00	0.31	2.05	0.00	0.00
	Aug	0.50	0.00	0.00	0.34	0.36	0.86	0.00	0.00	0.00	0.29	1.05	0.00	0.00
	Sep	0.54	0.00	0.00	0.07	0.32	0.91	0.00	0.00	0.00	0.11	1.25	0.00	0.00
	Oct	0.93	0.00	0.00	0.03	0.34	0.91	0.00	0.00	0.00	0.09	1.31	25.64	0.00
	Nov	0.93	0.00	0.00	0.03	0.43	0.85	0.00	0.00	0.00	0.12	1.15	36.36	0.00
	Dec	0.95	0.00	0.00	0.03	0.51	0.88	0.00	0.00	0.00	0.29	1.03	43.96	0.00

Note: Month-end or year-end figures

\* Industry Classification is provided by Hang Seng Indexes Company Limited.

## Average price earnings ratios of GEM listed stocks by Hang Seng Industry Classification System\*, 2006 – 2010

(Times)

Year/Month	All GEM stocks	Energy	Materials	Industrial		Services	Telecommunications	Utilities	Financials	Properties & Construction		Information Technology		Conglomerates
				Goods	Consumer Goods					Technology	Information			
2006	21.86	17.04	34.75	17.01	21.28	46.33	16.35	26.52	3.21	15.11	26.18	0.00	0.00	0.00
2007	44.91	69.57	12.69	32.77	35.99	55.45	0.00	160.34	58.66	29.21	52.02	0.00	0.00	0.00
2008	8.01	27.13	4.99	1.23	8.31	15.50	0.00	28.88	130.11	6.11	10.10	0.00	0.00	0.00
2009	38.98	108.75	155.11	17.81	20.93	36.12	0.00	237.62	501.48	127.73	34.42	0.00	0.00	0.00
2010	31.10	2.32	182.62	264.44	20.63	37.48	0.00	30.06	1204.91	2060.55	27.96	6.95	0.00	0.00
2010	Jan	40.93	118.66	175.78	18.44	21.97	37.72	0.00	231.95	512.26	114.82	36.21	0.00	0.00
	Feb	43.11	112.63	203.94	20.95	23.11	40.98	0.00	218.92	513.20	122.49	36.87	0.00	0.00
	Mar	43.09	186.43	233.40	26.15	24.16	30.86	0.00	222.88	459.36	240.40	37.71	0.00	0.00
	Apr	45.27	185.74	206.81	22.43	26.46	33.73	0.00	207.27	445.72	241.45	44.53	0.00	0.00
	May	38.19	157.15	163.24	20.32	21.25	29.88	0.00	161.29	381.20	206.96	40.04	0.00	0.00
	Jun	28.88	6.02	165.79	19.64	28.55	27.65	0.00	28.19	724.06	206.23	26.22	0.00	0.00
	Jul	28.46	5.09	153.56	23.24	25.27	28.81	0.00	29.14	741.93	224.83	26.57	0.00	0.00
	Aug	29.35	4.05	187.23	34.81	26.09	27.63	0.00	26.50	723.53	239.89	25.60	0.00	0.00
	Sep	33.11	3.90	203.96	53.35	38.80	38.26	0.00	30.98	771.58	38.20	24.30	0.00	0.00
	Oct	34.04	4.57	210.65	131.53	37.21	38.23	0.00	31.86	692.62	43.61	23.11	11.91	0.00
	Nov	34.17	3.99	175.56	135.01	35.54	39.45	0.00	30.06	1140.19	42.12	26.46	8.40	0.00
	Dec	31.10	2.32	182.62	264.44	20.63	37.48	0.00	30.06	1204.91	2060.55	27.96	6.95	0.00

Note: Month-end or year-end figures

\* Industry Classification is provided by Hang Seng Indexes Company Limited.

## Statistics on China enterprises (H shares) for GEM, 2006 – 2010

Year/Month	No. of issues	Turnover				Market capitalisation		
		Shares (mil)	% of equity total	Value (HK\$mil)	% of equity total	HK\$mil	% of equity total	
2006	46	7,393.77	14.83	14,860.02	34.02	14,952.03	16.82	
2007	42	12,219.59	4.89	23,632.65	14.84	22,695.38	14.09	
2008	40	3,604.15	2.23	7,861.73	15.09	11,550.65	25.57	
2009	40	7,978.91	2.69	15,501.38	20.46	27,059.82	25.76	
2010	35	8,512.17	1.91	16,933.86	12.67	20,154.24	14.97	
2010	Jan	40	854.08	3.03	1,667.50	16.73	28,459.30	25.74
	Feb	40	380.77	1.80	1,427.95	21.01	30,490.60	26.30
	Mar	40	1,062.58	2.19	1,905.47	12.93	33,321.23	24.73
	Apr	40	1,393.41	1.90	2,193.87	10.77	36,773.86	25.46
	May	40	874.97	2.36	1,987.10	16.87	32,289.78	26.18
	Jun	40	325.80	1.13	1,283.56	17.93	33,698.73	25.74
	Jul	37	353.27	1.28	1,314.08	19.89	19,099.74	16.27
	Aug	37	722.00	2.75	1,182.82	16.63	18,739.56	15.52
	Sep	36	534.10	1.54	895.82	8.47	19,355.26	14.90
	Oct	36	718.59	1.57	1,020.02	7.53	19,659.48	14.70
	Nov	36	876.18	2.16	1,157.46	8.24	21,543.52	15.64
	Dec	35	416.41	1.21	898.21	8.22	20,154.24	14.97

Note: Market capitalisation represents the value of the H shares only, not that of the entire issued capital of the enterprise.

## Statistics on Red chips stocks for GEM, 2006 – 2010

Year/Month	No. of issues	Turnover				Market capitalisation		
		Shares (mil)	% of equity total	Value (HK\$mil)	% of equity total	HK\$mil	% of equity total	
2006	4	1,266.49	2.54	634.64	1.45	790.31	0.89	
2007	4	18,215.14	7.29	10,839.99	6.81	10,378.89	6.44	
2008	4	3,982.77	2.47	1,845.01	3.54	988.62	2.19	
2009	5	2,067.92	0.70	1,456.88	1.92	6,551.60	6.24	
2010	5	3,362.76	0.75	2,320.16	1.74	5,285.11	3.92	
2010	Jan	5	598.03	2.12	497.96	5.00	6,495.33	5.87
	Feb	5	259.57	1.23	188.26	2.77	5,447.54	4.70
	Mar	5	412.86	0.85	309.18	2.10	5,861.49	4.35
	Apr	5	235.14	0.32	167.19	0.82	5,491.20	3.80
	May	5	434.54	1.17	220.54	1.87	4,097.08	3.32
	Jun	5	130.81	0.45	64.17	0.90	4,150.41	3.17
	Jul	5	130.78	0.47	63.05	0.95	4,246.95	3.62
	Aug	5	158.20	0.60	86.30	1.21	4,171.39	3.46
	Sep	5	173.28	0.50	96.13	0.91	5,050.83	3.89
	Oct	5	403.74	0.88	300.10	2.21	5,379.35	4.02
	Nov	5	266.35	0.66	205.10	1.46	5,001.29	3.63
	Dec	5	159.46	0.46	122.17	1.12	5,285.11	3.92

## Cash dividend payout of GEM listed companies by Hang Seng Industry Classification System\*, 2006 – 2010

Year/Month	No. of companies declared	No. of companies paid	Energy (HK\$mil)	Materials (HK\$mil)	Industrial Goods (HK\$mil)	Consumer Goods (HK\$mil)	Services (HK\$mil)	Telecommunications (HK\$mil)	Utilities (HK\$mil)	Financials (HK\$mil)	Properties & Construction (HK\$mil)	Information Technology (HK\$mil)	Conglomerates (HK\$mil)	Total dividend payout (HK\$mil)
2006	194	37	7.66	36.61	29.64	92.86	192.75	-	7.33	43.75	11.20	1,478.42	-	1,900.22
2007	192	41	8.51	41.41	16.83	372.95	444.12	-	15.86	58.84	7.41	118.81	-	1,084.74
2008	188	35	-	15.11	13.23	154.74	251.12	-	-	-	28.66	977.09	-	1,439.96
2009	174	28	-	3.12	9.34	176.19	146.92	-	8.50	0.50	16.42	847.94	-	1,208.93
2010	178	35	-	-	22.26	204.54	200.79	-	-	-	7.69	408.67	543.87	1,387.81
2010	Jan	9	1	-	-	-	-	-	-	-	-	-	-	-
	Feb	54	0	-	-	-	4.46	-	-	-	-	-	-	4.46
	Mar	112	23	-	-	-	-	-	-	-	-	-	-	-
	Apr	8	1	-	-	1.95	-	-	-	-	-	-	-	1.95
	May	119	2	-	-	-	63.03	147.49	-	-	-	16.48	-	227.00
	Jun	44	1	-	-	-	71.27	-	-	-	-	15.87	-	87.14
	Jul	6	0	-	-	20.31	-	-	-	-	5.70	122.09	-	148.10
	Aug	145	2	-	-	-	44.88	41.85	-	-	-	-	-	86.73
	Sep	20	3	-	-	-	5.07	5.63	-	-	-	-	-	10.69
	Oct	6	1	-	-	-	-	-	-	-	-	64.30	-	64.30
	Nov	160	2	-	-	-	-	1.36	-	-	-	189.93	-	191.29
	Dec	5	0	-	-	-	20.30	-	-	-	1.98	-	543.87	566.15

\* Hang Seng Industry Classification System (HSICS) is provided by Hang Seng Indexes Company Limited.

## Newly listed companies on GEM

### Ordinary companies

Code	Company	Listing method/ Industry Classification*	No. of shares offered	Offer price (HK\$)	Funds raised (HK\$Mil)	Listing date/ subscription rate (times)	Sponsor
08337	Directel Holdings Ltd.	Offer for placing Telecommunications	287,500,000	0.300	86.25	2010/06/02	Guotai Junan Capital Ltd.
08295	Asian Capital Holdings Ltd.	Offer for placing Financials – Other Financials	300,000,000	0.200	60.00	2010/06/18	Asian Capital (Corporate Finance) Ltd. VC Capital Ltd.
08356	Tsun Yip Holdings Ltd.	Offer for placing Properties & Construction – Construction	24,800,000	1.280	31.74	2010/08/30	Optima Capital Ltd
08321	China Automotive Interior Decoration Holdings Ltd.	Offer for placing Consumer Goods – Textiles & Clothing	50,000,000	0.930	46.50	2010/09/29	Sun Hung Kai International Ltd.
08269	Wealth Glory Holdings Ltd.	Offer for placing Offer for sale Consumer Goods – Food & Beverages	104,000,000 56,000,000	0.250 0.250	40.00	2010/10/14	Yuanta Securities (Hong Kong) Co., Ltd.
08207	Credit China Holdings Ltd.	Offer for placing Financials – Other Financials	460,000,000	0.750	345.00	2010/11/19	China Everbright Capital Ltd.
08312	Brilliance Worldwide Holdings Ltd.	Offer for placing Offer for sale Consumer Goods – Textiles & Clothing	118,500,000 54,500,000	0.230 0.230	39.80	2010/11/25	Tanrich Capital Ltd.
<b>Total</b>					<b>649.29</b>		

\* Industry Classification is provided by Hang Seng Indexes Company Limited.

## Withdrawal of listed companies from GEM

Code	Company	Last trading date	Delisted date
08221 <sup>#</sup>	Lee's Pharmaceutical Holdings Ltd.	2010/05/13	2010/05/14*
08091 <sup>#</sup>	Universal Technologies Holdings Ltd.	2010/06/21	2010/06/22*
08069 <sup>#</sup>	Tong Ren Tang Technologies Co. Ltd. – H Shares	2010/07/08	2010/07/09*
08285 <sup>#</sup>	EVOC Intelligent Technology Co. Ltd. – H Shares	2010/07/09	2010/07/12*
08199 <sup>#</sup>	Shandong Weigao Group Medical Polymer Co. Ltd. – H Shares	2010/07/28	2010/07/29*
08118 <sup>#</sup>	International Entertainment Corporation	2010/09/24	2010/09/27*
08230 <sup>#</sup>	Shenzhen Dongjiang Environmental Co. Ltd. – H Shares	2010/09/27	2010/09/28*
08013 <sup>#</sup>	Pine Technology Holdings Ltd.	2010/11/17	2010/11/18*
08287 <sup>#</sup>	Nanjing Sample Technology Co. Ltd. – H Shares	2010/11/30	2010/12/01*
08136 <sup>#</sup>	Richfield Group Holdings Ltd.	2010/12/01	2010/12/02*
08319 <sup>#</sup>	Yusei Holdings Ltd.	2010/12/14	2010/12/15*
08182 <sup>#</sup>	Enviro Energy International Holdings Ltd.	2010/12/16	2010/12/17*

<sup>#</sup> Transfers of listing from GEM to Main Board pursuant to the revised Rule 9.24 of the GEM Listing Rules and to the new Chapter 9A of the Main Board Listing Rules effective from 1 July 2008.

\* Effective date of the transfer of listing from GEM to Main Board

## Company name changes – GEM

Code	Former name	New name	Effective date	Adoption date
08116	Global Resources Development (Holding) Ltd.	China Public Healthcare (Holding) Ltd.	2009/12/16	2010/01/20
08167	Big Media Group Ltd.	Neo Telemedia Ltd.	2010/02/02	2010/02/10
08176	Blu Spa Holdings Ltd.	China AU Group Holdings Ltd.	2010/01/04	2010/02/17
08250	Core Healthcare Investment Holdings Ltd.	China Natural Investment Co. Ltd.	2010/01/11	2010/03/05
08019	Everpride Biopharmaceutical Co. Ltd.	Hao Wen Holdings Ltd.	2010/03/10	2010/04/09
08153	China Chief Cable TV Group Ltd.	Code Agriculture (Holdings) Ltd.	2010/03/23	2010/04/21
08078	Emperor Entertainment Group Ltd.	Dragonlott Entertainment Group Ltd.	2010/04/07	2010/04/30
08206	China Cyber Port (International) Co. Ltd.	China Communication Telecom Services Co. Ltd.	2010/04/26	2010/05/10
08228	Vertex Group Ltd.	National Arts Holdings Ltd.	2010/04/09	2010/05/11
08272	Byford International Ltd.	Best Miracle International Ltd.	2010/05/03	2010/05/31
08192	UURG Corporation Ltd.	Global Energy Resources International Group Ltd.	2010/05/25	2010/07/02
08066	Cardlink Technology Group Ltd.	Phoenitron Holdings Ltd.	2010/06/10	2010/08/02
08190	Goldmond Holdings Ltd.	Combest Holdings Ltd.	2010/06/28	2010/08/05
08172	China Star Film Group Ltd.	KH Investment Holdings Ltd.	2010/07/22	2010/08/26
08220	Emcom International Ltd.	Bingo Group Holdings Ltd.	2010/08/06	2010/09/08
08078	Dragonlott Entertainment Group Ltd.	China 3D Digital Entertainment Ltd.	2010/09/22	2010/11/03
08082	Info Communication Holdings Ltd.	Sage International Group Ltd.	2010/10/08	2010/11/24
08032	Coolpoint Energy Ltd.	Viva China Holdings Ltd.	2010/10/27	2010/11/29
08163	CCT Resources Holdings Ltd.	Merdeka Resources Holdings Ltd.	2010/11/05	2010/12/01
08212	Aptus Holdings Ltd.	Hong Kong Life Group Holdings Ltd.	2010/10/21	2010/12/08
08079	B.A.L. Holdings Ltd.	Unlimited Creativity Holdings Ltd.	2010/11/08	2010/12/15

## Reorganisations / demergers on GEM

Code	Company	Particulars	Proposed date Completed / EGM date
NIL			

## Privatisations by major shareholder on GEM

Code	Company	Particulars	Last trading date	Delisted date
Nil				

## Change of domicile of listed companies on GEM

Code	Former company	New company	Place of incorporation	Effective date
08082	Info Communication Holdings Ltd.	Sage International Group Ltd.	Bermuda	2010/10/08
08228	National Arts Holdings Ltd.	National Arts Holdings Ltd.	Bermuda	2010/10/14

## Companies under suspension on GEM as at the end of 2010

Code		Last closing price		Date of suspension
		(HK\$)	(Date)	
08148	Aurum Pacific (China) Group Ltd.	0.310	(2007/03/21)	2007/03/22
08272	Best Miracle International Ltd.	0.219	(2010/11/29)	2010/11/30
08178	China Information Technology Development Ltd.	0.101	(2009/01/23)	2009/01/29
08120	China Medical and Bio Science Ltd.	0.048	(2008/10/27)	2008/10/28
08299	Grand T G Gold Holdings Ltd.	0.072	(2010/11/10)	2010/11/11
08188	Mudan Automobile Shares Co. Ltd. – H Shares	0.345	(2005/03/29)	2005/03/29
08082	Sage International Group Ltd.	2.000	(2010/12/22)	2010/12/23
08115	Shanghai Qingpu Fire-Fighting Equipment Co. Ltd. – H Shares	0.190	(2006/12/20)	2006/12/21
08010	SMI Publishing Group Ltd.	0.015	(2005/04/28)	2005/04/28
08229	Tungda Innovative Lighting Holdings Ltd.	0.180	(2004/07/28)	2004/07/29
08211	Zhejiang Yonglong Enterprises Co. Ltd. – H Shares	0.077	(2008/10/23)	2008/10/24
08070	Zhongyu Gas Holdings Ltd.	0.680	(2010/12/17)	2010/12/20

## Takeovers and mergers for GEM

Code	Company	Proposed date Offer closing date
08192	<b>UURG Corporation Ltd.</b> (Name changed to Global Energy Resources International Group Ltd.) Mandatory unconditional cash offer was made by Sound Treasure Holdings Ltd. at a price of HK\$0.01122 for each share, HK\$22.44 for each HK\$ 1 face value of the convertible bonds	2009/12/22 2010/01/12
08213	<b>Armitage Technologies Holding Ltd.</b> Mandatory unconditional cash offer was made by First Glory Holdings Ltd. at a price of HK\$0.065 for each share and HK\$0.010 for each share option	2010/02/12 2010/03/05
08032	<b>Coolpoint Energy Ltd.</b> (Name changed to Viva China Holdings Ltd.) Mandatory unconditional cash offer was made by Lead Ahead Ltd. at a price of HK\$0.073 for each share	2010/06/02 2010/06/23
08025	<b>Asian Capital Resources (Holdings) Ltd.</b> Mandatory unconditional cash offer was made by Glamour House Ltd. at a price of HK\$0.06 for each share and HK\$0.0001 for each share option	2010/06/18 2010/07/09
08070	<b>Zhongyu Gas Holdings Ltd.</b> Voluntary conditional general offer was made by Rich Legend International Limited, a wholly-owned subsidiary of China Gas Holdings Ltd. at a price of HK\$0.1743 in cash and 0.1512 new China Gas share for each share, HK\$19,480.0170 in cash and 16,898.3280 new China Gas shares for each US\$10,000 nominal amount of the outstanding Convertible Bonds, HK\$0.0202 in cash and 0.0175 new China Gas share for each share option with exercise price of HK\$0.80, HK\$0.0664 in cash and 0.0576 new China Gas share for each share option with exercise price of HK\$0.56, HK\$0.1146 in cash and 0.0994 new China Gas share for each share option with exercise price of HK\$0.31	2010/05/17 2010/08/06
08086	<b>ePRO Ltd.</b> Mandatory unconditional cash offer was made by ChangAn Investment Holdings II Ltd. and Innopac Holdings Ltd. at a price of HK\$0.05 for each share, HK\$0.05 for each existing convertible note with a right to convert into one Share, HK\$0.001 for cancellation of each outstanding Share Option with a right to convert into one Share	2010/08/17 2010/09/07
08226	<b>Sonavox International Holdings Ltd.</b> Mandatory unconditional cash offer was made by Fame Global Enterprises Ltd. at a price of HK\$0.40 for every offer share, HK\$1.00 for each outstanding HK\$1 face value of the Convertible Bonds and HK\$0.055 for each share option	2010/08/06 2010/09/10
08317	<b>Finet Group Ltd.</b> Mandatory unconditional cash offer was made by MAXX Capital International Ltd. at a price of HK\$0.3578 for each share, HK\$0.0001 for each Option and HK\$0.0001 for each Warrant	2010/08/25 2010/09/22
08351	<b>Eternite International Co. Ltd.</b> Mandatory unconditional cash offer was made by Galaxy China Deep Value Fund, Galaxy China Special Situations Fund SPC, and Galaxy China Special Situations Fund SPC at a price of HK\$0.5 for each share, HK\$0.215 for each option	2010/11/22 2010/12/13



## Share subdivisions and share consolidations on GEM

Code	Stock	Particulars	New par value (HK\$)	Effective date
08172	KH Investment Holdings Ltd. (Formerly: China Star Film Group Ltd.)	Consolidation 5 into 1	0.0100 *	2010/01/18
08250	China Natural Investment Co. Ltd. (Formerly: Core Healthcare Investment Holdings Ltd.)	Consolidation 5 into 1	0.0500	2010/01/21
08128	China Ground Source Energy Ltd.	Consolidation 4 into 1	USD0.0400	2010/02/02
08200	Sau San Tong Holdings Ltd.	Consolidation 20 into 1	0.2000	2010/02/12
08011	Polyard Petroleum International Group Ltd.	Consolidation 5 into 1	0.0100	2010/03/16
08103	Tai Shing International (Holdings) Ltd.	Split 1 into 10	0.0050	2010/04/16
08065	Sino Haijing Holdings Ltd.	Split 1 into 2	0.0500	2010/05/04
08109	Creative Energy Solutions Holdings Ltd.	Consolidation 50 into 1	0.0500	2010/07/30
08130	Xing Lin Medical Information Technology Co. Ltd.	Consolidation 10 into 1	0.0100 *	2010/08/09
08079	Unlimited Creativity Holdings Ltd. (Formerly: B.A.L. Holdings Ltd.)	Consolidation 10 into 1	0.0100 *	2010/09/09
08078	China 3D Digital Entertainment Ltd. (Formerly: Emperor Entertainment Group Ltd.)	Split 1 into 2	0.0050	2010/09/21
08228	National Arts Holdings Ltd. (Formerly: Vertex Group Ltd.)	Consolidation 10 into 1	0.1000	2010/09/30
08186	China Asean Resources Ltd.	Consolidation 5 into 1	0.0500	2010/10/07
08150	Seamless Green China (Holdings) Ltd.	Consolidation 50 into 1	0.0500	2010/10/14
08082	Sage International Group Ltd. (Formerly: Info Communication Holdings Ltd.)	Consolidation 10 into 1	0.0100 *	2010/10/28
08200	Sau San Tong Holdings Ltd.	Consolidation 10 into 1	0.0100 *	2010/11/02
08212	Hong Kong Life Group Holdings Ltd. (Formerly: Aptus Holdings Ltd.)	Consolidation 10 into 1	0.1000	2010/12/03
08202	Inno-Tech Holdings Ltd.	Consolidation 10 into 1	0.0100 *	2010/12/09
08143	Hua Xia Healthcare Holdings Ltd.	Consolidation 10 into 1	0.5000	2010/12/10
08100	M Dream Inworld Ltd.	Consolidation 5 into 1	0.0500	2010/12/14
08356	Tsun Yip Holdings Ltd.	Split 1 into 10	0.0010	2010/12/23

\* New par value after capital reorganisation

## Bonus issues/bonus warrants on GEM

Code	Stock	Particulars	Ex-date
08230	Shenzhen Dongjiang Environmental Co. Ltd. - H Shares	1 for 1	2010/04/28
08055	China E-Learning Group Ltd.	2 for 1 offer shs	2010/05/03
08159	Glory Mark Hi-Tech (Holdings) Ltd.	1 for 1	2010/05/03
08319	Yusei Holdings Ltd.	1 for 10	2010/05/10
08008	Sunevision Holdings Ltd.	1 for 1 (with option to elect to receive Convertible Notes in lieu of all Bonus Shares)	2010/10/21
08046	Heng Xin China Holdings Ltd.	1 for 30	2010/11/01
08100	M Dream Inworld Ltd.	3 for 4 offer shares	2010/12/17

## Rights issues/open offers on GEM

Code	Stock	Particulars	Funds raised (HK\$mil)	Ex-date payment date
08011	Polyard Petroleum International Group Ltd.	Rts 1 for 2 @\$0.04	108.16	2010/03/08 2010/03/30
08228	National Arts Holdings Ltd. (Formerly: Vertex Group Ltd.)	Open offer 3 for 1 @\$0.03	107.07	2010/03/05 2010/04/07
08186	China Asean Resources Ltd.	Open offer 2 for 5 @\$0.02	15.24	2010/03/18 2010/04/13
08055	China E-Learning Group Ltd.	Open offer 7 for 20 @\$0.50 with bonus 2 for 1 offer shs	111.33	2010/05/03 2010/05/27
08130	Xing Lin Medical Information Technology Co. Ltd.	Open offer 1 for 4 @\$0.10	183.12	2010/05/13 2010/06/07
08123	First China Financial Network Holdings Ltd.	Open offer 1 for 5 @\$0.29	185.07	2010/05/12 2010/06/10
08171	China Trends Holdings Ltd.	Rts 4 for 1 @\$0.04	135.00	2010/06/07 2010/06/30
08003	Great World Company Holdings Ltd.	Rts 1 for 1 @\$0.10	48.63	2010/08/13 2010/09/03
08150	Seamless Green China (Holdings) Ltd.	Open offer 8 for 17 @\$0.01	19.95	2010/09/07 2010/10/05
08011	Polyard Petroleum International Group Ltd.	Rts 1 for 2 @\$0.10	81.12	2010/10/05 2010/10/27
08143	Hua Xia Healthcare Holdings Ltd.	Rts 1 for 3 @\$0.062	93.22	2010/10/12 2010/11/04
08117	China Primary Resources Holdings Ltd.	Open offer 1 for 2 @\$0.08	49.18	2010/10/20 2010/11/11
08200	Sau San Tong Holdings Ltd.	Rts 6 for 1 @\$0.30	53.56	2010/11/05 2010/11/26
08212	Hong Kong Life Group Holdings Ltd. (Formerly: Aptus Holdings Ltd.)	Rts 3 for 1 @\$0.20 (after consolidation 10 into 1)	248.27	2010/12/06 2010/12/29
<b>Total</b>			<b>1,438.92</b>	

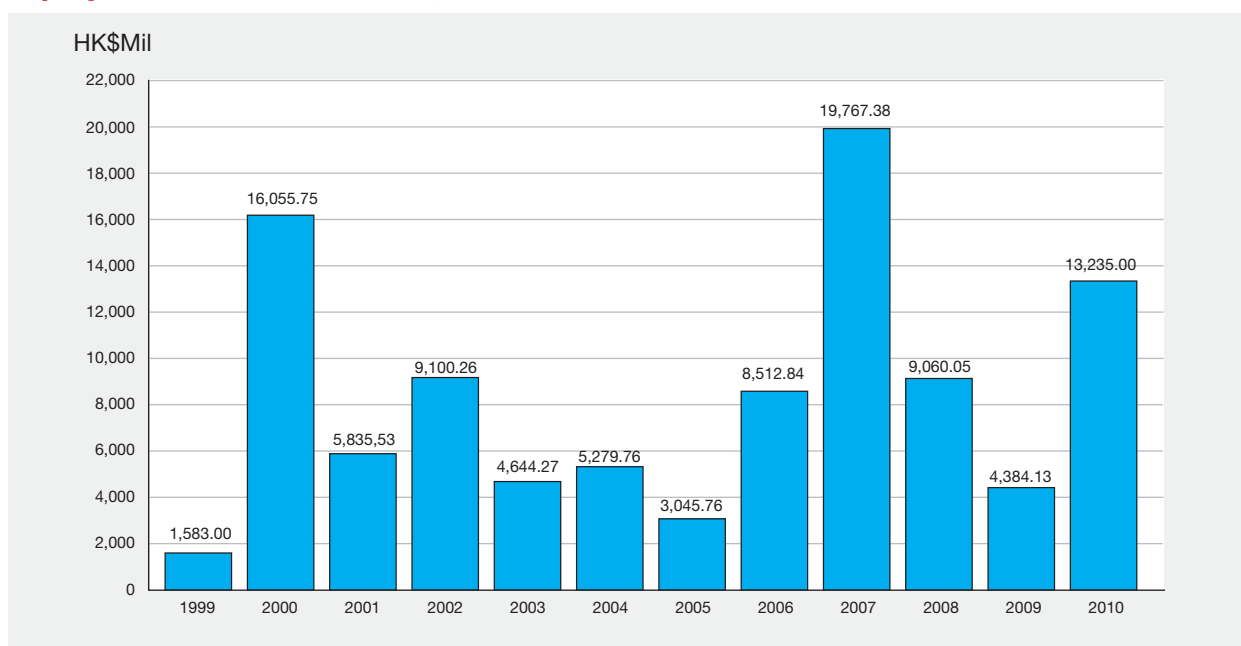
## Placings on GEM

Code	Company	New shares placed	Placing price (HK\$)	Funds raised (HK\$ mil)	Allotment date
08085	ZMAY Holdings Ltd.	240,000,000	0.1850	44.40	2010/01/06
08078	Emperor Entertainment Group Ltd. (Name changed Dragonlott Entertainment Group Ltd.)	52,000,000	0.7200	37.44	2010/01/13
08306	China Nonferrous Metals Co. Ltd.	229,556,000	0.2465	56.59	2010/01/19
08172	China Star Film Group Ltd. (Name changed KH Investment Holdings Ltd.)	100,000,000	0.3000	30.00	2010/01/25
08200	Sau San Tong Holdings Ltd.	191,970,000	0.0200	3.84	2010/01/25
08202	Inno-Tech Holdings Ltd.	94,465,427	0.2400	22.67	2010/01/27
08096	ThinSoft (Holdings) Inc.	120,000,000	0.6350	76.20	2010/02/02
08153	China Chief Cable TV Group Ltd. (Name changed Code Agriculture (Holdings) Ltd.)	300,000,000	0.5200	156.00	2010/02/05
08172	China Star Film Group Ltd. (Name changed KH Investment Holdings Ltd.)	100,000,000	0.3000	30.00	2010/02/05
08299	Grand T G Gold Holdings Ltd.	1,065,428,571	0.0700	74.58	2010/02/25
08299	Grand T G Gold Holdings Ltd.	984,000,000	0.1100	108.24	2010/02/25
08103	Tai Shing International (Holdings) Ltd.	16,380,000	1.0100	16.54	2010/03/04
08270	China Leason Investment Group Co. Ltd.	272,360,000	0.1520	41.40	2010/03/08
08037	Longlife Group Holdings Ltd.	106,680,000	0.2150	22.94	2010/03/10
08103	Tai Shing International (Holdings) Ltd.	5,000,000	1.6000	8.00	2010/03/10
08306	China Nonferrous Metals Co. Ltd.	59,880,000	0.2570	15.39	2010/03/18
08029	Sun International Group Ltd.	83,000,000	0.9600	79.68	2010/03/19
08071	China Netcom Technology Holdings Ltd.	559,200,000	0.1050	58.72	2010/03/25
08153	Code Agriculture (Holdings) Ltd.	440,000,000	0.5800	255.20	2010/03/25
08019	Hao Wen Holdings Ltd.	49,591,809	0.1680	8.33	2010/03/29
08202	Inno-Tech Holdings Ltd.	120,000,000	0.2500	30.00	2010/03/29
08085	ZMAY Holdings Ltd.	288,000,000	0.1600	46.08	2010/03/30
08206	China Cyber Port (International) Co. Ltd. (Name changed China Communication Telecom Services Co. Ltd.)	256,410,256	0.7800	200.00	2010/03/31
08037	Longlife Group Holdings Ltd.	128,000,000	0.2700	34.56	2010/04/09
08017	Long Success International (Holdings) Ltd.	159,110,000	0.2200	35.00	2010/04/12
08047	Palmpay China (Holdings) Ltd.	207,000,000	0.1850	38.30	2010/04/12
08192	UURG Corporation Ltd. (Name changed Global Energy Resources International Group Ltd.)	180,000,000	0.2750	49.50	2010/04/19
08351	Eternite International Co. Ltd.	72,000,000	0.2800	20.16	2010/04/20
08296	Sino-Life Group Ltd.	120,000,000	1.5000	180.00	2010/04/28
08017	Long Success International (Holdings) Ltd.	104,390,000	0.2200	22.97	2010/04/29
08076	Sing Lee Software (Group) Ltd.	132,640,000	0.6100	80.91	2010/04/29
08299	Grand T G Gold Holdings Ltd.	396,048,000	0.1010	40.00	2010/04/30
08250	China Natural Investment Co. Ltd.	37,000,000	0.4300	15.91	2010/05/04
08256	Netel Technology (Holdings) Ltd.	18,000,000	0.2000	3.60	2010/05/04
08083	SYSCAN Technology Holdings Ltd.	409,000,000	0.1650	67.49	2010/05/04
08103	Tai Shing International (Holdings) Ltd.	130,000,000	0.2650	34.45	2010/05/06
08167	Neo Telemedia Ltd.	2,565,000,000	0.1600	410.40	2010/05/13
08256	Netel Technology (Holdings) Ltd.	10,000,000	0.2000	2.00	2010/05/14
08213	Armitage Technologies Holding Ltd.	110,000,000	0.2000	22.00	2010/05/27
08299	Grand T G Gold Holdings Ltd.	396,048,000	0.1010	40.00	2010/06/01
08277	Wumart Stores, Inc. - H Shares	30,000,000	11.0000	330.00	2010/06/03
08103	Tai Shing International (Holdings) Ltd.	30,000,000	0.2650	7.95	2010/06/07
08079	B.A.L. Holdings Ltd. (Name changed Unlimited Creativity Holdings Ltd.)	1,200,000,000	0.0500	60.00	2010/06/09
08126	G.A. Holdings Ltd.	43,300,000	0.2250	9.74	2010/06/10
08068	New Universe International Group Ltd.	150,000,000	0.2120	31.80	2010/06/18
08103	Tai Shing International (Holdings) Ltd.	100,000,000	0.2650	26.50	2010/07/05
08202	Inno-Tech Holdings Ltd.	148,000,000	0.1860	27.53	2010/07/07
08082	Info Communication Holdings Ltd. (Name changed Sage International Group Ltd.)	195,120,000	0.0620	12.10	2010/07/15
08060	Global Link Communications Holdings Ltd.	155,000,000	0.2300	35.65	2010/07/16
08017	Long Success International (Holdings) Ltd.	121,000,000	0.2000	24.20	2010/07/22
08109	Creative Energy Solutions Holdings Ltd.	8,316,000,000	0.0058	48.23	2010/07/29
08078	China 3D Digital Entertainment Ltd.	70,398,000	0.3800	26.75	2010/08/06
08086	ePRO Ltd.	400,000,000	0.0500	20.00	2010/08/10
08100	M Dream Inworld Ltd.	218,000,000	0.1000	21.80	2010/08/11
08037	Longlife Group Holdings Ltd.	192,000,000	0.2700	51.84	2010/08/13
08019	Hao Wen Holdings Ltd.	146,590,009	0.1000	14.66	2010/08/18
08111	Soluteck Holdings Ltd.	108,600,000	0.3250	35.30	2010/08/18
08212	Aptus Holdings Ltd. (Name changed Hong Kong Life Group Holdings Ltd.)	74,100,000	0.1700	12.60	2010/08/23
08130	Xing Lin Medical Information Technology Co. Ltd.	189,850,000	0.2050	38.92	2010/08/30
08045	Jiangsu Nandasoft Technology Co. Ltd. - H Shares	187,000,000	0.3550	66.39	2010/08/31
08256	Netel Technology (Holdings) Ltd.	2,500,000	0.1700	0.43	2010/09/01
08175	China Digital Licensing (Group) Ltd.	103,500,000	0.2730	28.26	2010/09/02
08071	China Netcom Technology Holdings Ltd.	588,405,000	0.1430	84.14	2010/09/03
08081	Computech Holdings Ltd.	100,000,000	0.2000	20.00	2010/09/09
08250	China Natural Investment Co. Ltd.	243,000,000	0.2200	53.46	2010/09/17
08022	TLT Lottotainment Group Ltd.	66,000,000	0.3000	19.80	2010/09/20
08046	Heng Xin China Holdings Ltd.	200,000,000	0.7500	150.00	2010/09/24
08079	B.A.L. Holdings Ltd. (Name changed Unlimited Creativity Holdings Ltd.)	71,000,000	0.2000	14.20	2010/09/27

## Placings on GEM (continued)

Code	Company	New shares placed	Placing price (HK\$)	Funds raised (HK\$ mil)	Allotment date
08043	ERA Holdings Global Ltd.	1,200,000,000	0.3640	436.80	2010/09/30
08182	Enviro Energy International Holdings Ltd.	345,498,000	0.4650	160.66	2010/10/04
08021	WLS Holdings Ltd.	90,000,000	0.1110	9.99	2010/10/05
08130	Xing Lin Medical Information Technology Co. Ltd.	227,800,000	0.1810	41.23	2010/10/05
08108	FAVA International Holdings Ltd.	276,956,000	0.1160	32.13	2010/10/08
08202	Inno-Tech Holdings Ltd.	170,000,000	0.1000	17.00	2010/10/13
08103	Tai Shing International (Holdings) Ltd.	76,520,000	0.2710	20.74	2010/10/13
08317	Finet Group Ltd.	73,000,000	0.4200	30.66	2010/10/15
08041	China Post E-Commerce (Holdings) Ltd.	180,000,000	0.2000	36.00	2010/10/21
08136	Richfield Group Holdings Ltd.	150,000,000	1.2000	180.00	2010/10/27
08078	China 3D Digital Entertainment Ltd.	200,000,000	0.1250	25.00	2010/10/28
08111	Soluteck Holdings Ltd.	78,400,000	0.5000	39.20	2010/10/29
08228	National Arts Holdings Ltd.	95,000,000	0.3400	32.30	2010/11/01
08032	Viva China Holdings Ltd.	1,160,000,000	0.6700	777.20	2010/11/01
08085	ZMAY Holdings Ltd.	346,000,000	0.1280	44.29	2010/11/01
08329	Shenzhen Neptunus Interlong Bio-Technique Co. Ltd. -H Shares	189,330,000	0.8900	168.50	2010/11/03
08032	Viva China Holdings Ltd.	467,748,000	0.6200	290.00	2010/11/03
08136	Richfield Group Holdings Ltd.	150,000,000	1.1500	172.50	2010/11/05
08032	Viva China Holdings Ltd.	161,290,000	0.6200	100.00	2010/11/09
08190	Combest Holdings Ltd.	100,000,000	0.4000	40.00	2010/11/11
08306	China Nonferrous Metals Co. Ltd.	200,000,000	0.2500	50.00	2010/11/15
08005	Yuxing InfoTech Holdings Ltd.	100,000,000	0.3000	30.00	2010/11/15
08272	Best Miracle International Ltd.	480,400,000	0.2500	120.10	2010/11/16
08117	China Primary Resources Holdings Ltd.	570,000,000	0.0800	45.60	2010/11/16
08256	Netel Technology (Holdings) Ltd.	6,883,000	0.1700	1.17	2010/11/19
08150	Seamless Green China (Holdings) Ltd.	16,960,000	0.6200	10.52	2010/11/22
08266	Mobile Telecom Network (Holdings) Ltd.	90,000,000	0.2000	18.00	2010/11/24
08019	Hao Wen Holdings Ltd.	255,000,000	0.1260	32.13	2010/11/26
08017	Long Success International (Holdings) Ltd.	853,000,000	0.1450	123.69	2010/12/02
08228	National Arts Holdings Ltd.	95,000,000	1.1000	104.50	2010/12/02
08247	Biosino Bio-Technology and Science Incorporation - H Shares	31,286,143	2.3600	73.84	2010/12/03
08071	China Netcom Technology Holdings Ltd.	1,416,105,000	0.2000	283.22	2010/12/14
08176	China AU Group Holdings Ltd.	80,000,000	0.3750	30.00	2010/12/15
08250	China Natural Investment Co. Ltd.	100,400,000	0.1650	16.57	2010/12/16
08065	Sino Haijing Holdings Ltd.	96,870,000	0.8700	84.28	2010/12/17
08256	Netel Technology (Holdings) Ltd.	5,617,000	0.1700	0.95	2010/12/23
08130	Xing Lin Medical Information Technology Co. Ltd.	1,600,000,000	0.1000	160.00	2010/12/28
08172	KH Investment Holdings Ltd.	84,000,000	0.2550	21.42	2010/12/30
<b>Total</b>				<b>7,651.88</b>	

## Equity funds raised for GEM, 1999 – 2010



## Funds raised by classification for GEM, 1999 – 2010

HK\$mil

Type	Listing method	1999	2000	2001	2002	2003	2004	2005	2006	2007	2008	2009	2010
Equities	Offer for subscription	231.04	817.28	90.92	1,415.28	93.44	391.64	12.66	297.00	–	54.00	–	–
	Offer for sale	220.38	249.38	370.32	457.38	108.64	61.07	22.10	73.50	163.43	20.00	31.10	26.54
	Offer for placing	1,131.57	13,748.16	3,654.58	5,138.00	1,873.21	2,241.42	630.68	1,398.71	1,830.12	196.84	271.10	622.75
	Placing	–	508.66	274.19	1,216.57	1,512.16	1,650.81	1,646.28	3,163.57	10,910.49	3,728.85	2,535.18	7,651.88
	Rights issue	–	–	153.83	154.90	220.70	191.11	58.22	2,146.02	1,853.63	133.46	237.49	767.95
	Open offer	–	–	–	–	128.47	5.96	16.47	78.57	248.79	181.99	437.27	670.96
	Consideration issue	–	682.43	1,245.48	638.87	664.93	656.66	537.42	1,199.87	4,187.92	4,594.00	608.10	2,873.73
	Warrants exercised	–	–	28.20	0.00	0.14	0.06	7.62	2.24	140.46	31.71	4.85	140.25
	Share option scheme	–	49.84	18.02	79.25	42.57	80.98	114.31	153.36	432.55	173.21	205.03	480.95
<b>Equities funds raised</b>		<b>1,583.00</b>	<b>16,055.75</b>	<b>5,835.53</b>	<b>9,100.26</b>	<b>4,644.27</b>	<b>5,279.69</b>	<b>3,045.76</b>	<b>8,512.84</b>	<b>19,767.38</b>	<b>9,060.05</b>	<b>4,384.13</b>	<b>13,235.00</b>
<b>Equity warrants – premium</b>		<b>–</b>	<b>–</b>	<b>–</b>	<b>6.25</b>	<b>–</b>	<b>–</b>	<b>–</b>	<b>–</b>	<b>6.23</b>	<b>–</b>	<b>–</b>	<b>7.17</b>

## Funds raised by Mainland enterprises H shares for GEM, 1999 – 2010

HK\$mil

Type	Listing method	1999	2000	2001	2002	2003	2004	2005	2006	2007	2008	2009	2010
Equities	Offer for subscription	–	–	8.70	–	80.32	22.36	5.46	297.00	–	–	–	–
	Offer for sale	–	–	42.89	39.59	15.47	32.17	3.89	73.50	–	–	–	–
	Offer for placing	–	644.18	712.40	1,020.02	1,122.12	639.07	166.13	1,398.71	–	176.84	–	–
	Placing	–	–	–	113.00	204.00	459.33	272.90	594.25	1,317.33	1,770.67	122.40	638.72
	Rights issue	–	–	–	–	–	–	–	–	–	–	100.81	–
	Open offer	–	–	–	–	–	–	–	–	82.71	–	–	–
	Consideration issue	–	–	–	–	–	–	–	–	–	–	–	–
	Warrants exercised	–	–	–	–	–	–	–	–	–	–	–	–
	Share option scheme	–	–	–	–	–	–	–	–	–	–	–	–
<b>Equities funds raised</b>		<b>–</b>	<b>644.18</b>	<b>763.99</b>	<b>1,172.60</b>	<b>1,421.91</b>	<b>1,152.93</b>	<b>448.37</b>	<b>2,363.46</b>	<b>1,400.04</b>	<b>1,947.51</b>	<b>223.21</b>	<b>638.72</b>

## Funds raised by Red Chip stocks for GEM, 1999 – 2010

HK\$mil

Type	Listing method	1999	2000	2001	2002	2003	2004	2005	2006	2007	2008	2009	2010
Equities	Offer for subscription	70.35	–	–	–	–	–	–	–	–	–	–	–
	Offer for sale	172.45	–	–	–	–	–	–	–	–	–	–	–
	Offer for placing	161.44	–	–	–	–	92.00	–	–	–	–	–	–
	Placing	–	–	–	–	–	–	18.72	–	707.76	125.00	–	–
	Rights issue	–	–	–	–	–	–	–	–	–	–	–	–
	Open offer	–	–	–	–	–	–	–	–	–	–	–	–
	Consideration issue	–	–	–	–	–	–	20.81	–	299.75	95.22	–	–
	Warrants exercised	–	–	–	–	–	–	–	–	–	–	–	–
	Share option scheme	–	–	–	–	0.68	–	–	6.90	42.09	–	–	–
<b>Equities funds raised</b>		<b>404.24</b>	<b>–</b>	<b>–</b>	<b>–</b>	<b>0.68</b>	<b>92.00</b>	<b>39.53</b>	<b>6.90</b>	<b>1,049.61</b>	<b>220.22</b>	<b>–</b>	<b>0.03</b>

## Newly listed equity warrants on GEM, 2010

Code	Warrant	Subscription price per unit (HK\$)	Subscription period	Initial issued amount (HK\$)	Listing date
08343	China Nonferrous Metals Co. Ltd. Warrants 2012	0.260	8/2/2010 – 8/1/2010	7.17	2010/08/02

## List of expired equity warrants for GEM, 2010

Code	Warrant	Last trading date	Delisted date
08359	ZMAY Holdings Ltd. Warrants 2010	2010/06/25	2010/07/02

## Market value and trading for equity warrants on GEM, 2006 – 2010

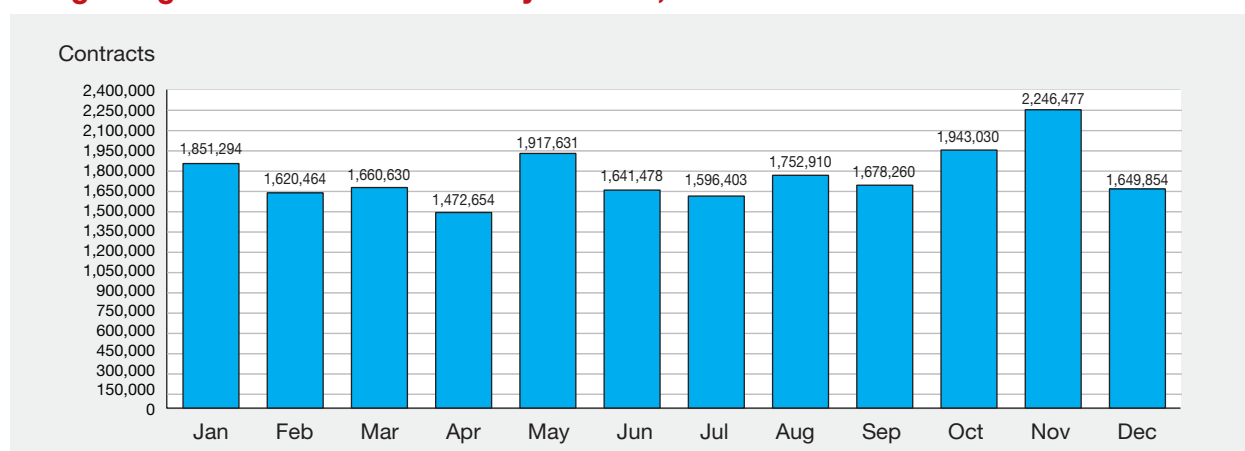
Year/Month	Number *	Market value * HK\$mil	Turnover value HK\$mil	(%) of market total
2006	1	10.61	0.31	0.00
2007	3	71.23	26.40	0.02
2008	3	10.34	2.93	0.01
2009	1	1.49	0.34	0.00
2010	1	40.15	22.08	0.02
2010 Jan	1	1.64	0.00	0.00
2010 Feb	1	1.49	0.00	0.00
2010 Mar	1	1.49	0.00	0.00
2010 Apr	1	2.98	0.04	0.00
2010 May	1	2.54	0.00	0.00
2010 Jun	1	1.49	0.00	0.00
2010 Jul	0	0.00	0.00	0.00
2010 Aug	1	33.70	7.41	0.10
2010 Sep	1	35.85	1.02	0.01
2010 Oct	1	43.74	2.98	0.02
2010 Nov	1	33.70	10.17	0.07
2010 Dec	1	40.15	0.47	0.00

\* Month-end or year-end figures.

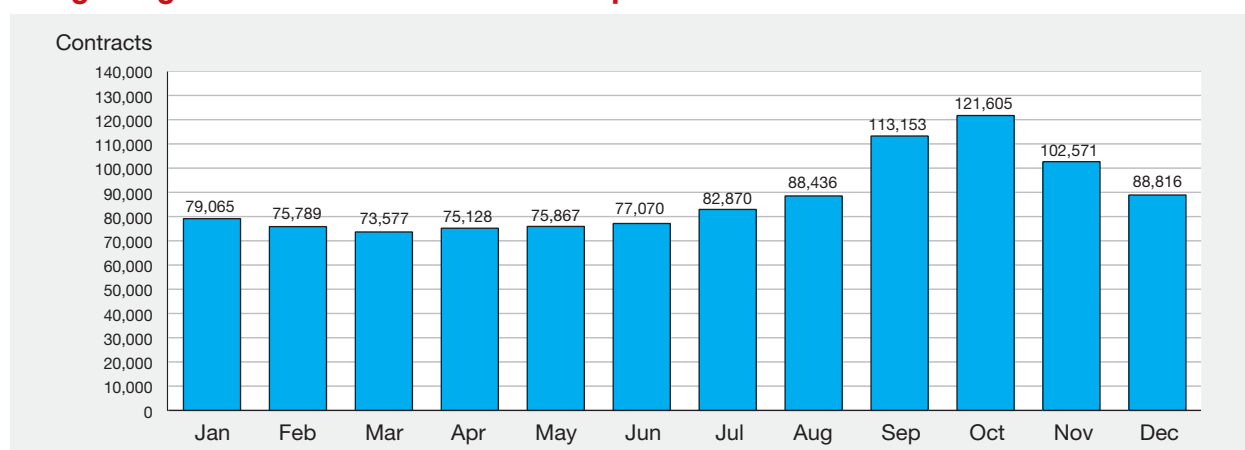
## Hang Seng Index futures – trading statistics 2006 – 2010

Year/Month	No. of trading days	Contracts			
		Total volume	Average daily volume	Period end open interest	
2006	247.0	12,718,380	51,491	119,836	
2007	245.0	17,160,964	70,045	111,513	
2008	243.0	21,716,508	89,368	73,034	
2009	247.5	20,728,034	83,750	68,456	
2010	248.0	21,031,085	84,803	88,816	
2010	Jan	20.0	1,851,294	92,565	79,065
	Feb	18.0	1,620,464	90,026	75,789
	Mar	23.0	1,660,630	72,201	73,577
	Apr	19.0	1,472,654	77,508	75,128
	May	20.0	1,917,631	95,882	75,867
	Jun	21.0	1,641,478	78,166	77,070
	Jul	21.0	1,596,403	76,019	82,870
	Aug	22.0	1,752,910	79,678	88,436
	Sep	21.0	1,678,260	79,917	113,153
	Oct	20.0	1,943,030	97,152	121,605
	Nov	22.0	2,246,477	102,113	102,571
	Dec	21.0	1,649,854	78,564	88,816
2010	Highest (date)		<b>228,392</b> (26/10)		<b>168,644</b> (26/10)

## Hang Seng Index futures – monthly volume, 2010



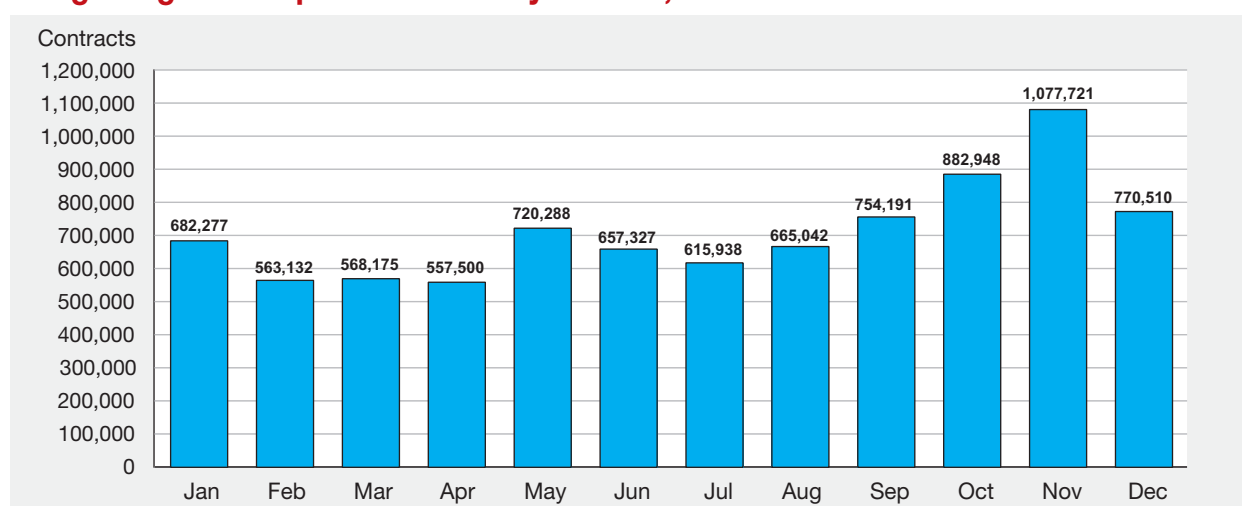
## Hang Seng Index futures – month-end open interest 2010



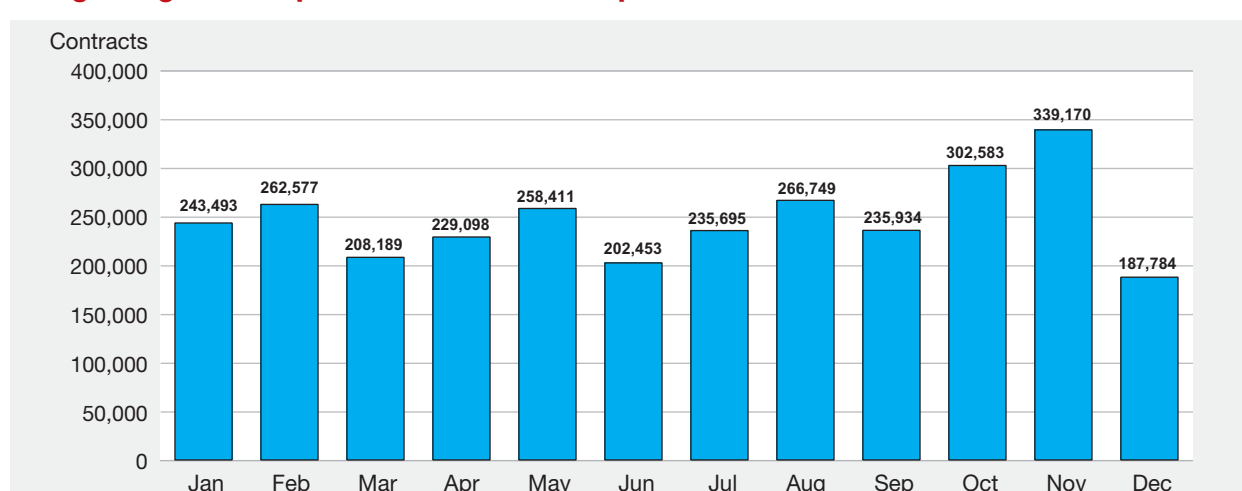
## Hang Seng Index options – trading statistics 2006 – 2010

Year/Month	No. of trading days	Volume (contracts)			Average daily	Period end open interest (contracts)
		Call	Put	Total		
2006	247.0	1,710,781	2,384,898	4,095,679	16,582	227,946
2007	245.0	2,882,001	4,598,182	7,480,183	30,531	174,368
2008	243.0	1,847,637	1,973,160	3,820,797	15,723	75,829
2009	247.5	2,544,351	2,823,052	5,367,403	21,686	175,720
2010	248.0	3,980,315	4,534,734	8,515,049	34,335	187,784
2010 Jan	20.0	331,535	350,742	682,277	34,114	243,493
2010 Feb	18.0	272,326	290,806	563,132	31,285	262,577
2010 Mar	23.0	260,207	307,968	568,175	24,703	208,189
2010 Apr	19.0	266,035	291,465	557,500	29,342	229,098
2010 May	20.0	342,144	378,144	720,288	36,014	258,411
2010 Jun	21.0	296,295	361,032	657,327	31,301	202,453
2010 Jul	21.0	284,267	331,671	615,938	29,330	235,695
2010 Aug	22.0	307,285	357,757	665,042	30,229	266,749
2010 Sep	21.0	335,206	418,985	754,191	35,914	235,934
2010 Oct	20.0	411,788	471,160	882,948	44,147	302,583
2010 Nov	22.0	498,227	579,494	1,077,721	48,987	339,170
2010 Dec	21.0	375,000	395,510	770,510	36,691	187,784
2010 Highest (date)				<b>81,148</b> (22/01)		<b>477,129</b> (29/12)

## Hang Seng Index options – monthly volume, 2010



## Hang Seng Index options – month-end open interest 2010



## Mini-Hang Seng Index futures – trading statistics 2006 – 2010

Year/Month	No. of trading days	Contracts		
		Total volume	Average daily volume	Period end open interest
2006	247.0	2,140,242	8,665	5,974
2007	245.0	4,325,977	17,657	3,457
2008	243.0	7,961,028	32,761	2,945
2009	247.5	9,279,877	37,494	4,447
2010	248.0	8,300,654	33,470	7,359
2010 Jan	20.0	770,461	38,523	6,058
Feb	18.0	654,605	36,367	4,974
Mar	23.0	691,847	30,080	4,956
Apr	19.0	574,301	30,226	6,766
May	20.0	800,694	40,035	6,177
Jun	21.0	709,709	33,796	7,602
Jul	21.0	649,696	30,938	5,493
Aug	22.0	720,928	32,769	5,711
Sep	21.0	578,204	27,534	7,181
Oct	20.0	653,733	32,687	5,568
Nov	22.0	803,636	36,529	7,146
Dec	21.0	692,840	32,992	7,359
2010 Highest (date)		<b>51,096</b> (27/01)		<b>10,724</b> (29/06)

## Mini-Hang Seng Index options – trading statistics 2006 – 2010

Year/Month	No. of trading days	Volume (contracts)				Period end open interest
		Call	Put	Total volume	Average daily volume	(contracts)
2006	247.0	28,301	25,155	53,456	216	781
2007	245.0	31,060	38,452	69,512	284	443
2008	243.0	79,776	77,181	156,957	646	1,796
2009	247.5	141,819	144,772	286,591	1,158	3,551
2010	248.0	233,478	249,213	482,691	1,946	4,859
2010 Jan	20.0	16,827	15,789	32,616	1,631	4,187
Feb	18.0	13,029	13,879	26,908	1,495	3,635
Mar	23.0	13,988	15,131	29,119	1,266	3,751
Apr	19.0	14,147	13,997	28,144	1,481	4,564
May	20.0	19,937	19,515	39,452	1,973	5,502
Jun	21.0	16,752	20,007	36,759	1,750	4,525
Jul	21.0	18,882	19,419	38,301	1,824	4,824
Aug	22.0	19,153	20,781	39,934	1,815	5,591
Sep	21.0	19,724	23,309	43,033	2,049	5,757
Oct	20.0	26,737	29,792	56,529	2,826	7,150
Nov	22.0	30,527	33,811	64,338	2,924	7,797
Dec	21.0	23,775	23,783	47,558	2,265	4,859
2010 Highest (date)				<b>4,635</b> (21/10)		<b>15,016</b> (27/10)



## H-shares Index futures – trading statistics 2006 – 2010

Year/Month	No. of trading days	Contracts		
		Total	Average	Period end
		volume	daily volume	open interest
2006	247.0	4,880,470	19,759	59,345
2007	245.0	10,846,277	44,271	91,786
2008	243.0	14,440,965	59,428	96,120
2009	247.5	12,394,116	50,077	74,324
2010	248.0	12,429,800	50,120	94,734
2010 Jan	20.0	1,078,094	53,905	95,244
Feb	18.0	924,639	51,369	93,029
Mar	23.0	962,922	41,866	87,444
Apr	19.0	999,787	52,620	97,690
May	20.0	1,224,070	61,204	91,607
Jun	21.0	999,266	47,584	89,089
Jul	21.0	982,893	46,804	97,581
Aug	22.0	1,024,116	46,551	96,973
Sep	21.0	991,388	47,209	114,171
Oct	20.0	1,099,750	54,988	110,190
Nov	22.0	1,201,836	54,629	90,442
Dec	21.0	941,039	44,811	94,734
2010 Highest (date)		<b>184,025</b> (26/10)		<b>162,527</b> (27/10)

## H-shares Index options – trading statistics 2006 – 2010

Year/Month	No. of trading days	Volume (contracts)				Period end
				Total	Average	open
		Call	Put	volume	daily volume	interest
2006	247.0	327,843	430,404	758,247	3,070	74,903
2007	245.0	651,452	1,076,395	1,727,847	7,052	76,326
2008	243.0	819,437	794,551	1,613,988	6,642	59,592
2009	247.5	915,184	1,045,947	1,961,131	7,924	124,030
2010	248.0	1,386,525	1,524,188	2,910,713	11,737	104,994
2010 Jan	20.0	103,524	124,491	228,015	11,401	164,035
Feb	18.0	76,822	73,404	150,226	8,346	163,126
Mar	23.0	100,214	97,465	197,679	8,595	124,858
Apr	19.0	145,402	115,551	260,953	13,734	182,223
May	20.0	128,924	121,057	249,981	12,499	208,691
Jun	21.0	118,395	119,226	237,621	11,315	112,929
Jul	21.0	105,528	90,521	196,049	9,336	138,124
Aug	22.0	90,677	107,291	197,968	8,999	154,471
Sep	21.0	117,893	132,910	250,803	11,943	150,634
Oct	20.0	111,776	184,475	296,251	14,813	196,205
Nov	22.0	138,907	207,153	346,060	15,730	225,018
Dec	21.0	148,463	150,644	299,107	14,243	104,994
2010 Highest (date)				<b>27,209</b> (16/12)		<b>296,025</b> (29/12)

## Mini H-shares Index futures – trading statistics 2008 – 2010

Year/Month	No. of trading days	Contracts		
		Total volume	Average daily volume	Period end open interest
2008*	184.5	318,395	1,726	345
2009	247.5	799,894	3,232	741
2010	248.0	992,224	4,001	1,867
2010 Jan	20.0	68,100	3,405	1,116
Feb	18.0	52,750	2,931	1,240
Mar	23.0	61,500	2,674	1,268
Apr	19.0	69,486	3,657	1,620
May	20.0	99,919	4,996	1,496
Jun	21.0	86,090	4,100	1,399
Jul	21.0	74,470	3,546	1,190
Aug	22.0	75,975	3,453	1,452
Sep	21.0	79,302	3,776	1,072
Oct	20.0	99,251	4,963	1,294
Nov	22.0	131,131	5,961	1,655
Dec	21.0	94,250	4,488	1,867
2010 Highest (date)		<b>8,747</b> (12/11)		<b>2,728</b> (28/12)

\* Trading in Mini H-shares Index futures commenced on 31 March 2008

## HSI Dividend Point Index futures – trading statistics 2010

Year/Month	No. of trading days	Contracts		
		Total volume	Average daily volume	Period end open interest
2010*	43.0	2,123	49	1,270
2010 Nov	22.0	1,473	67	971
2010 Dec	21.0	650	31	1,270
2010 Highest (date)		<b>700</b> (03/11)		<b>1,371</b> (30/12)

\* Trading in HSI Dividend Point Index Futures commenced on 01 Nov 2010

## HSCEI Dividend Point Index futures – trading statistics 2010

Year/Month	No. of trading days	Contracts		
		Total volume	Average daily volume	Period end open interest
2010*	43.0	4,667	109	1,138
2010 Nov	22.0	4,115	187	2,480
2010 Dec	21.0	552	26	1,138
2010 Highest (date)		<b>950</b> (04/11)		<b>2,481</b> (03/12)

\* Trading in HSCEI Dividend Point Index Futures commenced on 01 Nov 2010

## Flexible Hang Seng Index options – trading statistics 2010

Year/Month	No. of trading days	Volume (contracts)				Period end open interest (contracts)
		Call	Put	Total volume	Average daily volume	
2010*	223.0	3,610	7,612	11,222	50	500
2010 Feb	13.0	0	0	0	0	0
2010 Mar	23.0	0	0	0	0	0
2010 Apr	19.0	0	0	0	0	0
2010 May	20.0	0	0	0	0	0
2010 Jun	21.0	0	0	0	0	0
2010 Jul	21.0	1,898	3,796	5,694	271	0
2010 Aug	22.0	0	0	0	0	0
2010 Sep	21.0	1,212	606	1,818	87	606
2010 Oct	20.0	500	0	500	25	500
2010 Nov	22.0	0	0	0	0	500
2010 Dec	21.0	0	3,210	3,210	153	500
2010 Highest (date)				<b>3,210</b> (02/12)		<b>3,710</b> (29/12)

\* Trading in Flexible Hang Seng Index Options commenced on 08 Feb 2010

## Trading in Flexible H-shares Index options – trading statistics 2010

Year/Month	No. of trading days	Volume (contracts)			Average daily volume	Period end open interest (contracts)
		Call	Put	Total volume		
		2010*	223.0	1,350		
2010 Feb	13.0	200	0	200	15	0
Mar	23.0	0	150	150	7	0
Apr	19.0	0	0	0	0	0
May	20.0	0	0	0	0	0
Jun	21.0	0	0	0	0	0
Jul	21.0	0	0	0	0	0
Aug	22.0	516	1,032	1,548	70	516
Sep	21.0	0	0	0	0	516
Oct	20.0	634	0	634	32	100
Nov	22.0	0	0	0	0	0
Dec	21.0	0	0	0	0	0
2010 Highest (date)				<b>1,032</b> (05/08)		<b>1,032</b> (25/08)

\* Trading in Flexible Hang Seng Index Options commenced on 08 Feb 2010

## Three-month HIBOR futures – trading statistics 2006 – 2010

Year/Month	No. of trading days	Contracts		Period end open interest
		Total volume	Average daily volume	
2006	247.0	13,888	56	1,532
2007	245.0	31,678	129	1,992
2008	243.0	23,818	98	2,435
2009	247.5	2,573	10	103
2010	248.0	1,055	4	267
2010 Jan	20.0	297	15	257
Feb	18.0	20	1	277
Mar	23.0	20	1	219
Apr	19.0	0	0	219
May	20.0	80	4	259
Jun	21.0	184	9	155
Jul	21.0	20	1	175
Aug	22.0	55	3	200
Sep	21.0	24	1	130
Oct	20.0	5	0	135
Nov	22.0	183	8	208
Dec	21.0	167	8	267
2010 Highest (date)		<b>155</b> (21/01)		<b>284</b> (21/01)

## One-month HIBOR futures – trading statistics 2006 – 2010

Year/Month	No. of trading days	Contracts		
		Total volume	Average daily volume	Period end open interest
2006	247.0	155	1	0
2007	245.0	574	2	140
2008	243.0	891	4	91
2009	247.5	204	1	0
2010	248.0	14	0	0
2010 Jan	20.0	0	0	0
2010 Feb	18.0	0	0	0
2010 Mar	23.0	0	0	0
2010 Apr	19.0	0	0	0
2010 May	20.0	0	0	0
2010 Jun	21.0	0	0	0
2010 Jul	21.0	6	0	3
2010 Aug	22.0	0	0	0
2010 Sep	21.0	8	0	8
2010 Oct	20.0	0	0	0
2010 Nov	22.0	0	0	0
2010 Dec	21.0	0	0	0
2010 Highest (date)		<b>8</b> (27/09)		<b>8</b> (18/10)

## Three-Year Exchange Fund Note futures – trading statistics 2006 – 2010

Year/Month	No. of trading days	Contracts		
		Total volume	Average daily volume	Period end open interest
2006	247.0	0	0	0
2007	245.0	150	1	0
2008	243.0	0	0	0
2009	247.5	0	0	0
2010	248.0	0	0	0
2010 Jan	20.0	0	0	0
2010 Feb	18.0	0	0	0
2010 Mar	23.0	0	0	0
2010 Apr	19.0	0	0	0
2010 May	20.0	0	0	0
2010 Jun	21.0	0	0	0
2010 Jul	21.0	0	0	0
2010 Aug	22.0	0	0	0
2010 Sep	21.0	0	0	0
2010 Oct	20.0	0	0	0
2010 Nov	22.0	0	0	0
2010 Dec	21.0	0	0	0
2010 Highest (date)		<b>0</b>		<b>0</b>

## Stock futures contracts as at the end of 2010

Underlying Stock	Launch Date	Contract Multiplier
Aluminum Corporation of China Ltd.	2004/06/14	2,000
Bank of China Ltd.	2006/07/03	1,000
Bank of Communications Co., Ltd.	2005/11/07	1,000
BOC Hong Kong (Holdings) Ltd.	2003/03/17	500
Cathay Pacific Airways Ltd.	2001/08/27	1,000
Cheung Kong (Holdings) Ltd.	1995/09/25	1,000
China Communications Construction Company Ltd.	2007/03/19	1,000
China Construction Bank Corporation	2005/12/19	1,000
China Life Insurance Company Ltd.	2004/06/14	1,000
China Merchants Bank Co., Ltd.	2006/10/27	500
China Mobile Ltd.	1998/06/05	500
China Petroleum & Chemical Corporation	2002/07/22	2,000
China Telecom Corporation Ltd.	2004/06/14	2,000
China Unicom (Hong Kong) Ltd.	2001/08/27	2,000
CITIC Pacific Ltd.	1997/05/23	1,000
CLP Holdings Ltd.	1997/10/17	500
CNOOC Ltd.	2002/07/22	1,000
Esprit Holdings Ltd.	2005/07/11	100
Foxconn International Holdings Ltd.	2007/03/19	1,000
Hang Seng Bank Ltd.	1997/09/19	100
Henderson Land Development Company Ltd.	1997/09/19	1,000
Hong Kong Exchanges and Clearing Ltd.	2001/08/27	100
Hongkong Electric Holdings Ltd.	1998/03/18	500
HSBC Holdings Plc.	1995/03/31	400
Huaneng Power International, Inc.	2002/07/22	2,000
Hutchison Whampoa Ltd.	1997/09/19	1,000
Industrial and Commercial Bank of China Ltd.	2006/10/27	1,000
Li & Fung Ltd.	2001/08/27	2,000
MTR Corporation Ltd.	2001/08/27	500
New World Development Company Ltd.	1997/10/17	1,000
PetroChina Company Ltd.	2001/08/27	2,000
PICC Property and Casualty Company Ltd.	2007/03/19	2,000
Ping An Insurance (Group) Company of China, Ltd.	2005/11/07	500
Sun Hung Kai Properties Ltd.	1997/09/19	1,000
Swire Pacific Ltd. 'A'	1997/05/23	500
The Bank of East Asia, Ltd.	2001/01/08	200
The Wharf (Holdings) Ltd.	1997/10/17	1,000
The Hong Kong and China Gas Company Ltd.	2001/08/27	1,000

## Stock futures contract volume and open interest (2006 – 2010)

Year/Month	No. of trading days	Contracts		
		Total volume	Average daily volume	Period end open interest
2006	247.0	102,010	413	4,260
2007	245.0	351,514	1,435	5,954
2008	243.0	257,015	1,058	9,449
2009	247.5	271,766	1,098	4,407
2010	248.0	239,259	965	11,514
2010	Jan	17,277	864	5,113
	Feb	8,847	492	6,059
	Mar	11,742	511	7,516
	Apr	12,280	646	8,245
	May	11,660	583	8,127
	Jun	10,463	498	5,822
	Jul	8,785	418	6,393
	Aug	18,846	857	7,555
	Sep	18,310	872	6,887
	Oct	46,392	2,320	10,991
	Nov	44,709	2,032	12,874
	Dec	29,948	1,426	11,514
2010	Highest (date)	<b>4,020</b> (27/10)		<b>17,619</b> (30/12)

## Stock futures – trading statistics by underlying stock 2010

Underlying Stock	Contracts			
	Volume		Period end open Interest	
	Total	% of Total	Total	% of Total
Aluminum Corporation of China Ltd.	1,113	0.47	43	0.37
Bank of China Ltd.	3,732	1.56	548	4.76
Bank of Communications Co., Ltd.	2,157	0.90	50	0.43
The Bank of East Asia Ltd.	1,047	0.44	0	0.00
BOC Hong Kong (Holdings) Limited	3,429	1.43	125	1.09
Cathay Pacific Airways Limited	3,078	1.29	4	0.03
Cheung Kong (Hldgs.) Ltd.	4,575	1.91	187	1.62
China Communications Construction Company Limited	2,717	1.14	568	4.93
China Construction Bank Corporation	15,085	6.30	2,768	24.04
China Life Insurance Company Ltd.	13,305	5.56	1,259	10.93
China Merchants Bank Co., Ltd.	12,311	5.15	466	4.05
China Mobile Ltd.	13,733	5.74	741	6.44
China Petroleum & Chemical Corp.	2,111	0.88	161	1.40
China Telecom Corporation Ltd.	612	0.26	5	0.04
China Unicom (Hong Kong) Limited	1,617	0.68	50	0.43
CITIC Pacific Ltd.	2,379	0.99	362	3.14
CLP Holdings Ltd.	323	0.14	8	0.07
CNOOC Ltd	5,125	2.14	293	2.54
Esprit Holdings Ltd.	2,651	1.11	92	0.80
Foxconn International Holdings Limited	3,200	1.34	190	1.65
Hang Seng Bank Ltd.	827	0.35	5	0.04
Henderson Land Development Co. Ltd.	3,025	1.26	140	1.22
HK Electric Holdings Ltd.	886	0.37	31	0.27
Hong Kong & China Gas Co Ltd	3,156	1.32	0	0.00
Hong Kong Exchanges & Clearing Ltd	42,547	17.78	1,227	10.66
HSBC Holdings Plc	45,110	18.85	354	3.07
Huaneng Power International, Inc.	799	0.33	136	1.18
Hutchison Whampoa Ltd.	13,225	5.53	448	3.89
Industrial and Commercial Bank of China Limited	6,366	2.66	633	5.50
Li & Fung Limited	1,372	0.57	13	0.11
MTR Corporation Limited	761	0.32	7	0.06
New World Development Co., Ltd.	705	0.29	7	0.06
Petrochina Company Limited	4,199	1.76	94	0.82
PICC Property and Casualty Company Limited	1,178	0.49	25	0.22
Ping An Insurance (Group) Co. of China Ltd.	10,524	4.40	317	2.75
Sun Hung Kai Properties Ltd.	6,558	2.74	115	1.00
Swire Pacific Ltd. - A	1,551	0.65	15	0.13
The Wharf (Holdings) Ltd.	2,170	0.91	27	0.23



## Stock options classes as at the end of 2010

Class	Code	Launch date	Lot size (shares)
iShares FTSE A50 China Index ETF	A50	2010/07/12	5000
Agricultural Bank of China Limited	ABC	2010/07/16	10000
AIA Group Limited	AIA	2010/10/29	1000
Aluminum Corporation of China Limited	ALC	2004/06/14	2000
Bank of China Limited	BCL	2006/07/03	1000
Bank of Communications Co., Limited	BCM	2005/11/07	1000
The Bank of East Asia, Limited	BEA	2001/01/08	200
BOC Hong Kong (Holdings) Limited	BOC	2003/03/17	500
BYD Company Limited	BYD	2009/11/16	500
China Construction Bank Corporation	CCB	2005/12/19	1000
China Communications Construction Company Limited	CCC	2007/03/19	1000
China Coal Energy Company Limited	CCE	2007/09/03	1000
China COSCO Holdings Company Limited	CCS	2009/11/16	500
China Mobile Limited	CHT	1998/05/15	500
China Unicom (Hong Kong) Limited	CHU	2001/08/27	2000
CITIC Pacific Limited	CIT	1995/10/23	1000
Cheung Kong (Holdings) Limited	CKH	1995/09/25	1000
China Life Insurance Company Limited	CLI	2004/06/14	1000
CLP Holdings Limited	CLP	1995/12/18	500
China Merchants Bank Co., Limited	CMB	2006/10/27	500
CNOOC Limited	CNC	2002/07/22	1000
China Overseas Land & Investment Limited	COL	2009/07/06	2000
Cathay Pacific Airways Limited	CPA	2001/08/27	1000
China Petroleum & Chemical Corporation	CPC	2002/07/22	2000
China Pacific Insurance (Group) Co., Ltd.	CPI	2010/12/13	1000
China Railway Construction Corporation Limited	CRC	2008/06/10	500
China Railway Group Limited	CRG	2008/06/10	1000
W.I.S.E. - CSI 300 China Tracker	CS3	2010/07/12	1000
China Shenhua Energy Company Limited	CSE	2008/06/10	500
China CITIC Bank Corporation Limited	CTB	2007/09/03	1000
China Telecom Corporation Limited	CTC	2004/06/14	2000
Esprit Holdings Limited	ESP	2005/07/11	100
Foxconn International Holdings Limited	FIH	2007/03/19	1000
Hongkong Electric Holdings Limited	HEH	1998/02/16	500
Hong Kong Exchanges and Clearing Limited	HEX	2001/08/27	100
HSBC Holdings Plc.	HKB	1995/09/08	400
The Hong Kong and China Gas Company Limited	HKG	2001/08/27	1000
Henderson Land Development Company Limited	HLD	1995/12/18	1000
Huaneng Power International, Inc.	HNP	2002/07/22	2000
Hang Seng Bank Limited	HSB	1996/12/09	100
Hutchison Whampoa Limited	HWL	1995/12/18	1000
Industrial and Commercial Bank of China Limited	ICB	2006/10/27	1000
Jiangxi Copper Company Limited	JXC	2007/09/03	1000
Li & Fung Limited	LIF	2001/08/27	2000
MTR Corporation Limited	MTR	2001/08/27	500
New World Development Company Limited	NWD	1996/08/05	1000
Ping An Insurance (Group) Company of China, Limited	PAI	2005/11/07	500
PetroChina Company Limited	PEC	2001/08/27	2000
PICC Property and Casualty Company Limited	PIC	2007/03/19	2000
Guangzhou R&F Properties Company Limited	RFP	2009/11/16	400
Sun Hung Kai Properties Limited	SHK	1995/12/18	1000
Swire Pacific Limited 'A'	SWA	1995/10/09	500
Tencent Holdings Limited	TCH	2009/07/06	100
Tracker Fund of Hong Kong	TRF	2000/03/27	500
The Wharf (Holdings) Limited	WHL	1996/08/05	1000
Yanzhou Coal Mining Company Limited	YZC	2010/12/13	2000
Zijin Mining Group Company Limited	ZJM	2009/07/06	2000

## Options contract value, volume and open interest, 2006 – 2010

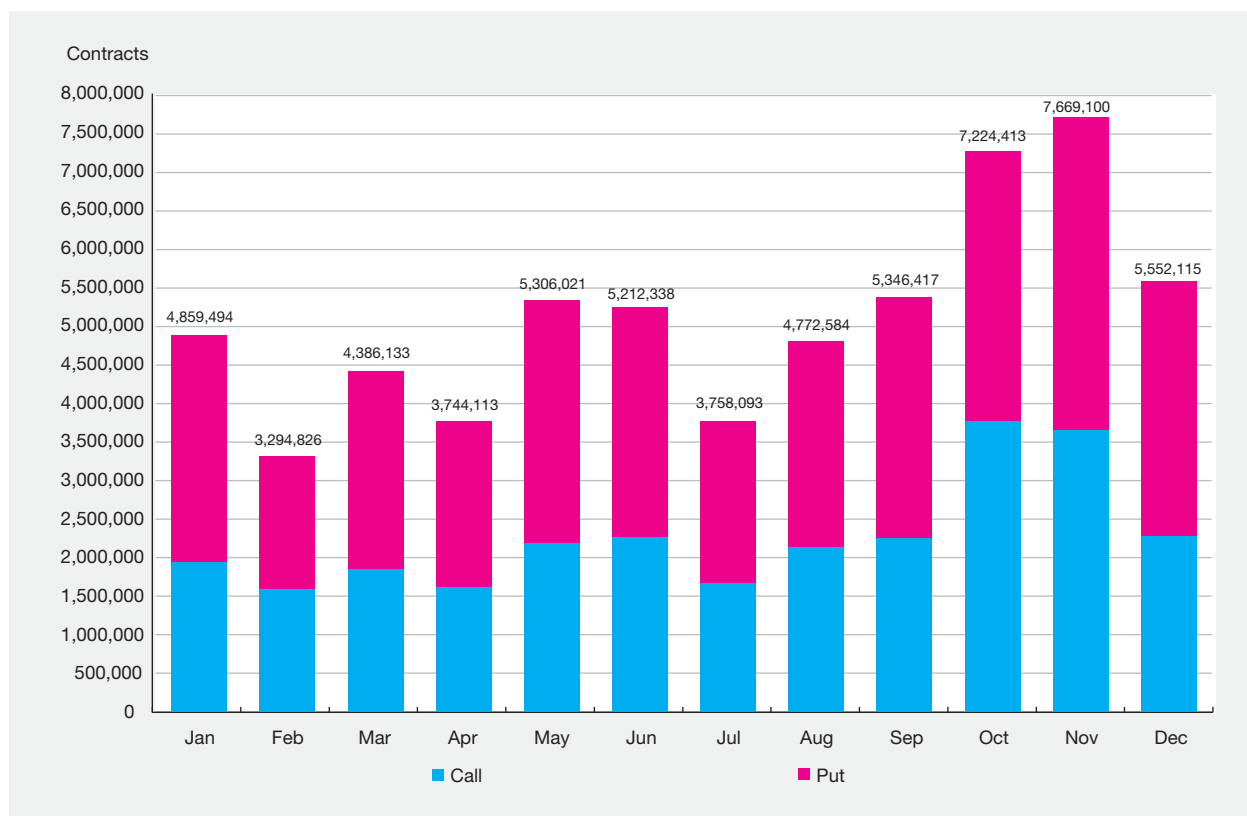
Year/Month	No. of trading days	Contract value (HK\$mil)				Contract volume (contracts)				Open interest (contracts)		
		Call	Put	Total	Average daily	Call	Put	Total	Average daily	Call	Put	Total
2006	247.0	11,141.49	8,100.51	19,242.00	77.90	8,159,734	9,967,619	18,127,353	73,390	1,093,322	1,440,485	2,533,807
2007	245.0	58,995.30	47,169.87	106,165.17	433.33	22,122,340	23,860,628	45,982,968	187,686	2,297,059	3,017,859	5,314,918
2008	243.0	43,149.33	84,700.93	127,850.26	526.13	26,264,670	28,428,195	54,692,865	225,074	1,589,480	2,394,866	3,984,346
2009	247.5	30,290.02	44,349.34	74,639.36	301.57	21,506,958	25,932,938	47,439,896	191,676	1,370,733	2,477,384	3,848,117
2010	248.0	21,539.62	34,043.99	55,583.61	224.13	27,189,335	33,936,312	61,125,647	246,474	1,969,501	3,411,714	5,381,215
2010 Jan	20.0	1,728.14	3,278.94	5,007.08	250.35	1,960,567	2,898,927	4,859,494	242,975	1,657,209	3,061,508	4,718,717
Feb	18.0	1,311.03	2,395.01	3,706.04	205.89	1,585,221	1,709,605	3,294,826	183,046	1,707,080	3,122,207	4,829,287
Mar	23.0	1,276.03	2,962.53	4,238.56	184.29	1,849,331	2,536,802	4,386,133	190,701	1,514,485	2,837,919	4,352,404
Apr	19.0	1,396.33	1,988.41	3,384.74	178.14	1,608,309	2,135,804	3,744,113	197,059	1,647,901	3,202,912	4,850,813
May	20.0	1,502.66	2,932.98	4,435.64	221.78	2,186,377	3,119,644	5,306,021	265,301	2,014,032	3,511,570	5,525,602
Jun	21.0	1,472.65	3,320.98	4,793.63	228.27	2,259,816	2,952,522	5,212,338	248,207	1,864,787	3,299,208	5,163,995
Jul	21.0	1,074.28	1,637.03	2,711.31	129.11	1,660,218	2,097,875	3,758,093	178,957	1,922,214	3,431,556	5,353,770
Aug	22.0	1,365.85	2,039.06	3,404.91	154.77	2,128,179	2,644,405	4,772,584	216,936	2,057,119	3,808,946	5,866,065
Sep	21.0	2,023.41	3,828.07	5,851.48	278.64	2,263,668	3,082,749	5,346,417	254,591	1,850,571	3,240,355	5,090,926
Oct	20.0	3,260.00	2,632.44	5,892.44	294.62	3,765,621	3,458,792	7,224,413	361,221	2,642,984	3,731,759	6,374,743
Nov	22.0	3,307.52	3,172.95	6,480.47	294.57	3,642,013	4,027,087	7,669,100	348,595	2,941,510	4,321,762	7,263,272
Dec	21.0	1,821.73	3,855.58	5,677.31	270.35	2,280,015	3,272,100	5,552,115	264,386	1,969,501	3,411,714	5,381,215

Note: Figures may not add up to total due to rounding.

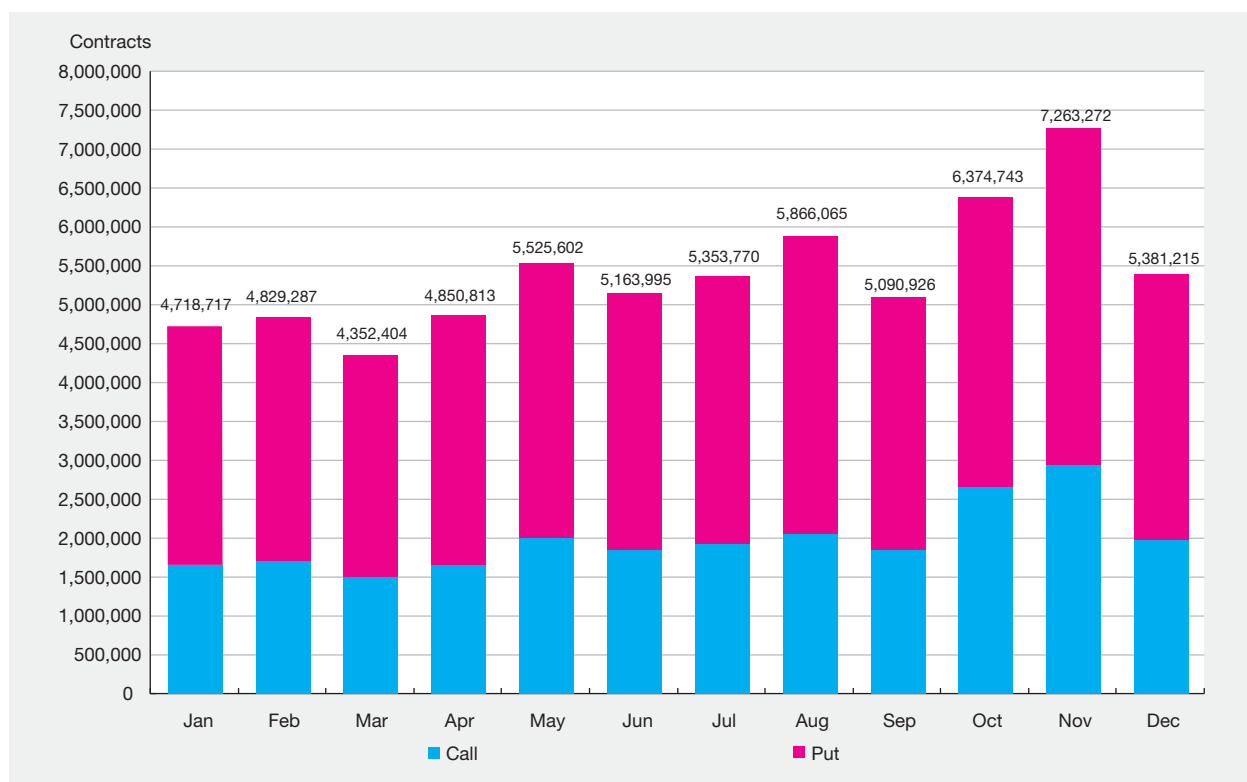
## Options contract value, volume and open interest by class, 2010

Class	Contract value (HK\$mil)				Contract volume (contracts)				Year-end open interest			
	Call	Put	Total	% of total	Call	Put	Total	% of total	Call	Put	Total	% of total
ABC	192.53	210.08	402.61	0.72	118,647	154,790	273,437	0.45	15,473	32,523	47,996	0.89
AIA	86.11	198.91	285.02	0.51	113,964	215,981	329,945	0.54	20,566	68,589	89,155	1.66
CHALCO	71.24	120.05	191.29	0.34	97,622	132,118	229,740	0.38	8,216	14,050	22,266	0.41
BANK OF CHINA	389.88	735.53	1,125.41	2.02	2,240,242	2,907,769	5,148,011	8.42	173,257	287,958	461,215	8.57
BANKCOMM	86.17	200.37	286.55	0.52	252,912	533,492	786,404	1.29	21,050	67,962	89,012	1.65
BANK OF E ASIA	13.58	38.91	52.49	0.09	99,989	117,557	217,546	0.36	2,334	3,700	6,034	0.11
BOC HONG KONG	186.95	232.59	419.54	0.75	307,727	404,816	712,543	1.17	18,313	48,736	67,049	1.25
BYD COMPANY	460.16	659.42	1,119.58	2.01	254,444	291,859	546,303	0.89	25,792	17,301	43,093	0.80
CATHAY PAC AIR	20.22	17.82	38.04	0.07	21,767	27,450	49,217	0.08	1,566	2,601	4,167	0.08
CHEUNG KONG	824.63	1,211.85	2,036.47	3.66	284,247	374,950	659,197	1.08	16,356	40,795	57,151	1.06
CCB	1,010.06	1,105.50	2,115.56	3.81	3,192,641	3,268,340	6,460,981	10.57	260,787	358,680	619,467	11.51
CM BANK	184.40	293.57	477.97	0.86	420,482	588,528	1,009,010	1.65	29,095	76,768	105,863	1.97
CITIC BANK	34.05	76.55	110.60	0.20	105,023	183,504	288,527	0.47	12,063	19,669	31,732	0.59
CHINA COAL	57.73	91.03	148.76	0.27	92,069	125,668	217,737	0.36	10,872	19,190	30,062	0.56
CHINA COSCO CONS	63.88	201.84	265.73	0.48	217,333	437,429	654,762	1.07	11,997	54,474	66,471	1.24
CHINA OVERSEAS	27.90	73.70	101.60	0.18	110,633	269,866	380,499	0.62	7,631	26,733	34,364	0.64
CHINA MOBILE	2,125.96	4,361.48	6,487.44	11.67	2,111,998	2,178,301	4,290,299	7.02	145,152	201,212	346,364	6.44
SINOPEC CORP	306.05	1,012.12	1,318.17	2.37	569,533	868,626	1,438,159	2.35	30,729	100,452	131,181	2.44
CHINA LIFE	1,796.67	3,134.09	4,930.76	8.87	1,827,832	2,225,864	4,053,696	6.63	86,369	163,609	249,978	4.65
CHINA RAIL CONS	12.24	21.83	34.07	0.06	62,671	96,628	159,299	0.26	5,228	10,178	15,406	0.29
CHINA RAILWAY	21.74	50.57	72.31	0.13	82,208	124,037	206,245	0.34	4,985	9,410	14,395	0.27
CHINA SHENHUA	154.29	377.34	531.64	0.96	256,240	445,937	702,177	1.15	15,093	52,991	68,084	1.27
CHINA TELECOM	178.61	92.78	271.39	0.49	250,893	232,770	483,663	0.79	21,128	31,726	52,854	0.98
CHINA OVERSEAS	80.90	134.23	215.13	0.39	63,361	104,917	168,278	0.28	6,030	9,901	15,931	0.30
CHINA UNICOM	91.53	191.68	283.20	0.51	94,828	164,626	259,454	0.42	7,495	37,904	45,399	0.84
CITIC PACIFIC	28.53	67.85	96.38	0.17	34,589	61,253	95,842	0.16	3,508	9,131	12,639	0.23
CLP HOLDINGS	84.82	107.45	192.27	0.35	162,520	266,520	429,040	0.70	8,850	30,306	39,156	0.73
CNOOC	1,500.51	497.23	1,997.74	3.59	887,466	949,836	1,837,302	3.01	52,550	104,822	157,372	2.92
CPIC	4.98	3.98	8.96	0.02	3,724	3,842	7,566	0.01	2,314	2,412	4,726	0.09
ESPRIT HOLDINGS	34.43	60.28	94.71	0.17	179,640	239,039	418,679	0.68	9,911	26,266	36,177	0.67
FIH	18.99	27.49	46.48	0.08	45,693	54,211	99,904	0.16	2,856	4,969	7,825	0.15
HANG SENG BANK	719.87	144.04	863.90	1.55	633,713	394,037	1,027,750	1.68	67,594	44,708	112,302	2.09
HENDERSON LAND	98.30	119.41	217.70	0.39	47,160	51,159	98,319	0.16	5,722	4,278	10,000	0.19
HK & CHINA GAS	20.17	48.15	68.32	0.12	35,408	83,862	119,270	0.20	4,212	7,227	11,439	0.21
HKEX	1,282.50	1,144.93	2,427.44	4.37	1,861,020	2,133,788	3,994,808	6.54	134,474	208,235	342,709	6.37
HK ELECTRIC	25.62	59.24	84.86	0.15	47,193	125,025	172,218	0.28	3,192	10,424	13,616	0.25
HSBC HOLDINGS	3,204.49	7,697.27	10,901.76	19.61	3,424,909	4,663,867	8,088,776	13.23	164,407	307,718	472,125	8.77
HUANENG POWER	15.11	84.78	99.90	0.18	55,148	143,090	198,238	0.32	7,608	21,697	29,305	0.54
HUTCHISON	1,653.28	1,286.58	2,939.86	5.29	593,073	606,850	1,199,923	1.96	46,542	71,853	118,395	2.20
ICBC	541.46	1,624.73	2,166.19	3.90	2,589,971	3,433,606	6,023,577	9.85	292,309	398,764	691,073	12.84
ISHARES A50	451.00	452.04	903.04	1.62	206,334	167,943	374,277	0.61	31,140	35,779	66,919	1.24
JIANGXI COPPER	126.43	130.51	256.94	0.46	127,551	151,558	279,109	0.46	8,708	17,875	26,583	0.49
LI & FUNG	112.56	73.24	185.80	0.33	31,836	32,705	64,541	0.11	785	1,423	2,208	0.04
MTR CORPORATION	20.50	22.92	43.42	0.08	53,638	69,775	123,413	0.20	5,159	7,654	12,813	0.24
NEW WORLD DEV	21.51	37.69	59.20	0.11	26,606	41,144	67,750	0.11	3,845	3,757	7,602	0.14
PETROCHINA	456.70	1,595.94	2,052.64	3.69	721,846	1,062,420	1,784,266	2.92	58,127	133,191	191,318	3.56
PICC P&C	106.64	66.84	173.48	0.31	83,525	72,797	156,322	0.26	4,001	7,851	11,852	0.22
PING AN	645.38	823.33	1,468.71	2.64	417,969	567,792	985,761	1.61	24,040	54,984	79,024	1.47
R&F PROPERTIES	27.40	46.29	73.69	0.13	71,759	116,389	188,148	0.31	6,634	9,226	15,860	0.29
SHK PPT	885.35	1,791.75	2,677.10	4.82	253,294	394,099	647,393	1.06	12,568	38,495	51,063	0.95
SWIRE PACIFIC A	100.33	142.01	242.34	0.44	75,429	100,327	175,756	0.29	1,566	2,752	4,318	0.08
TENCENT	721.81	872.12	1,593.94	2.87	1,121,343	1,254,209	2,375,552	3.89	33,615	65,044	98,659	1.83
TRACKER FUND	14.52	21.61	36.13	0.07	27,265	65,527	92,792	0.15	2,866	7,347	10,213	0.19
WHARF HOLDINGS	71.42	53.80	125.22	0.23	37,673	37,592	75,265	0.12	4,567	2,126	6,693	0.12
WISE CSI300 ETF	14.35	15.17	29.53	0.05	9,578	10,091	19,669	0.03	2,490	3,029	5,519	0.10

## Monthly stock options contract volume, 2010



## Month-end stock options open interest, 2010



## Gold futures - trading statistics 2008 – 2010

Year/Month	No. of trading days	Contracts			
		Total volume	Average daily volume	Period end open interest	
2008*	50.0	3,075	62	132	
2009	247.5	6,773	27	119	
2010	248.0	5,642	23	85	
2010	Jan	20.0	612	31	139
	Feb	18.0	194	11	46
	Mar	23.0	331	14	40
	Apr	19.0	296	16	82
	May	20.0	804	40	34
	Jun	21.0	339	16	166
	Jul	21.0	287	14	163
	Aug	22.0	411	19	151
	Sep	21.0	396	19	92
	Oct	20.0	693	35	162
	Nov	22.0	831	38	173
	Dec	21.0	448	21	85
2010	Highest (date)		<b>165</b> (20/05)		<b>403</b> (26/11)

\* Trading in Gold futures commenced on 20 Oct 2008

## Record high of futures and options products (up to 31 December 2010)

Products	Daily Volume		Open Interest	
	Contracts	Date	Contracts	Date
Hang Seng Index Futures	228,392	2010/10/26	198,789	2007/06/27
Mini Hang Seng Index Futures	63,991	2008/01/24	11,148	2009/07/29
H-shares Index Futures	219,689	2008/10/28	162,527	2010/10/27
Mini H-shares Index Futures	8,747	2010/11/12	2,728	2010/12/28
HSI Dividend Point Index Futures	700	2010/11/03	1,371	2010/12/30
HSCEI Dividend Point Index Futures	950	2010/11/04	2,481	2010/12/03
Hang Seng Index Options	85,981	2007/11/28	477,129	2010/12/29
Mini Hang Seng Index Options	4,635	2010/10/21	15,016	2010/10/27
Flexible Hang Seng Index Options	3,210	2010/12/02	3,710	2010/12/29
H-shares Index Options	41,229	2009/12/11	344,647	2009/12/29
Flexible H-shares Index Options	1,032	2010/08/05	1,032	2010/08/25
Stock Futures	27,966	2007/03/28	25,956	2007/03/14
Stock Options	805,947	2008/03/27	8,825,259	2010/11/26
3-Month HIBOR Futures <sup>1</sup>	10,514	2002/04/04	80,964	2001/11/15
1-Month HIBOR Futures <sup>2</sup>	800	2001/01/09	3,250	2001/04/12
3-Year Exchange Fund Note Futures	250	2003/12/12	981	2002/02/18
Gold Futures	480	2008/10/20	403	2010/11/26

<sup>1</sup> The size of 3-Month HIBOR futures contracts was increased to 5 times the original size starting from 27 May 2002

<sup>2</sup> The size of 1-Month HIBOR futures contracts was increased to 5 times the original size starting from 27 May 2002

## Average daily stock exchange trades processed in CCASS (including CNS trades, isolated trades and cross trades)

Year/month	No. of CCASS trades	% of Exchange trades	No. of shares (mil)	% of market turnover	Value of trades (HK\$ mil)	% of market turnover
<b>HKD</b>						
2006	259,417	100.00	38,386	100.00	33,912	100.00
2007	616,195	100.00	94,160	100.00	88,071	100.00
2008	577,110	100.00	110,630	100.00	72,052	100.00
2009	713,412	100.00	99,574	100.00	62,310	100.00
2010	778,854	100.00	140,527	100.00	69,115	100.00
2010 Jan	890,948	100.00	130,275	100.00	77,966	100.00
Feb	663,099	100.00	125,503	100.00	56,296	100.00
Mar	723,466	100.00	111,534	100.00	59,900	100.00
Apr	846,008	100.00	122,619	100.00	69,900	100.00
May	814,859	100.00	135,326	100.00	67,125	100.00
Jun	629,921	100.00	123,165	100.00	52,517	100.00
Jul	627,584	100.00	132,573	100.00	53,588	100.00
Aug	666,729	100.00	141,344	100.00	58,162	100.00
Sep	772,045	100.00	146,946	100.00	73,708	100.00
Oct	992,848	100.00	171,699	100.00	98,447	100.00
Nov	988,134	100.00	198,925	100.00	98,553	100.00
Dec	740,199	100.00	143,126	100.00	63,457	100.00
			(Thousand)	(US\$ Thousand)		
<b>USD</b>						
2006	2	55.39	2	50.59	258	65.63
2007	4	78.80	3	69.82	365	90.54
2008	11	95.05	4	88.07	438	97.97
2009	7	91.24	3	82.52	287	96.53
2010	23	91.57	7	78.73	824	97.33
2010 Jan	5	85.88	3	73.26	369	96.86
Feb	9	94.20	7	86.35	774	99.34
Mar	13	77.88	4	57.66	496	91.31
Apr	30	91.72	5	73.13	583	97.98
May	30	95.55	7	86.73	828	99.59
Jun	24	92.41	6	86.82	709	99.41
Jul	25	97.65	5	86.79	585	99.40
Aug	32	97.54	15	90.72	1754	99.73
Sep	20	98.30	4	92.17	517	99.60
Oct	24	88.19	4	65.06	553	95.20
Nov	30	87.54	6	63.25	770	95.57
Dec	32	93.27	15	84.76	1835	94.98

## Average Daily Settlement Instructions (SIs) settled in CCASS (both delivering and receiving SIs are counted)

Year/month	Number of SIs	SIs by shares (mil)	SIs by value (HK\$ mil)
<b>HKD</b>			
2006	36,259	21,698	87,144
2007	66,818	48,505	205,408
2008	63,433	49,985	193,069
2009	69,658	40,561	164,032
2010	80,149	47,203	187,865
2010 Jan	83,443	47,650	196,611
Feb	69,642	36,168	141,553
Mar	74,016	43,688	169,444
Apr	83,057	48,626	192,912
May	81,907	45,713	190,899
Jun	69,381	39,198	149,266
Jul	69,369	45,082	155,694
Aug	72,285	44,718	149,064
Sep	80,526	50,628	204,825
Oct	96,713	59,390	253,062
Nov	95,623	57,747	257,304
Dec	86,138	46,856	191,758
		(Thousand)	(US\$ Thousand)
<b>USD</b>			
2006	2	16	1,662
2007	6	24	2,627
2008	17	23	2,505
2009	8	56	5,363
2010	14	36	4,266
2010 Jan	7	5	624
Feb	13	36	4,041
Mar	12	18	2,063
Apr	14	18	2,111
May	18	60	7,034
Jun	13	24	2,853
Jul	13	45	5,330
Aug	18	62	7,375
Sep	12	32	3,943
Oct	17	52	6,480
Nov	18	20	2,531
Dec	17	57	6,901

## Average Daily Investor Settlement Instructions (ISIs) settled in CCASS (one sided ISIs are counted)

Year/month	Number of ISIs	ISIs by shares (mil)	ISIs by Value (HK\$ mil)
<b>HKD</b>			
2006	586	77	220
2007	945	253	352
2008	566	182	220
2009	560	112	292
2010	574	117	271
2010 Jan	670	188	263
Feb	437	46	111
Mar	512	77	151
Apr	649	131	434
May	598	65	175
Jun	394	189	162
Jul	426	63	168
Aug	479	71	210
Sep	593	216	153
Oct	844	155	436
Nov	762	89	734
Dec	533	119	245
		(Thousand)	(US\$ Thousand)
<b>USD</b>			
2006	0	0	36
2007	0	1	92
2008	0	1	80
2009	0	0	0
2010	0	2	213
2010 Jan	0	0	0
Feb	0	0	6
Mar	0	0	0
Apr	0	0	0
May	0	0	0
Jun	0	0	0
Jul	0	3	336
Aug	0	6	757
Sep	0	0	35
Oct	0	6	725
Nov	1	4	478
Dec	0	1	143

## Average daily settlement efficiency of CNS stock positions

Year/month	S day	Settlement Efficiency (%)	S + 1 day
<b>HKD</b>			
2006	99.72		99.97
2007	99.70		99.97
2008	99.81		99.98
2009	99.85		99.99
2010	99.88		99.99
2010 Jan	99.84		99.99
Feb	99.91		99.99
Mar	99.89		99.99
Apr	99.88		99.99
May	99.83		99.99
Jun	99.89		99.99
Jul	99.91		99.99
Aug	99.91		99.99
Sep	99.87		99.99
Oct	99.87		99.99
Nov	99.86		99.99
Dec	99.85		99.99
<b>USD</b>			
2006	100.00		100.00
2007	98.19		99.19
2008	98.70		99.90
2009	96.31		97.83
2010	98.86		99.75
2010 Jan	100.00		100.00
Feb	91.87		97.78
Mar	100.00		100.00
Apr	100.00		100.00
May	100.00		100.00
Jun	100.00		100.00
Jul	100.00		100.00
Aug	100.00		100.00
Sep	100.00		100.00
Oct	100.00		100.00
Nov	96.13		99.43
Dec	97.57		99.55

## Average daily netting efficiency of CNS trades – in stock positions and share quantity

Year/month	No. of CNS stock positions	Netting efficiency (%)	No. of shares due for settlement (mil)	Netting efficiency (%)
<b>HKD</b>				
2006	43,423	91.10	14,440	80.46
2007	73,817	93.50	31,700	80.48
2008	53,474	95.10	23,037	89.00
2009	62,233	95.43	24,683	87.41
2010	71,384	95.17	27,266	89.98
2010 Jan	77,830	95.44	28,850	88.70
2010 Feb	61,025	95.18	20,755	91.54
2010 Mar	71,193	94.88	27,648	87.38
2010 Apr	78,740	95.14	33,878	85.93
2010 May	70,443	95.46	26,886	89.93
2010 Jun	58,623	95.13	20,948	91.36
2010 Jul	60,022	95.00	22,229	91.53
2010 Aug	64,909	94.93	24,235	91.32
2010 Sep	72,715	95.10	27,537	90.46
2010 Oct	86,130	95.47	36,733	89.05
2010 Nov	85,122	95.50	33,376	91.35
2010 Dec	69,791	94.88	24,290	91.01
		(%)	(Thousand)	(%)
<b>USD</b>				
2006	2	16.91	3	2.27
2007	3	40.66	4	4.77
2008	4	67.06	6	6.54
2009	3	50.58	5	4.80
2010	7	67.38	12	7.96
2010 Jan	5	44.12	6	5.77
2010 Feb	5	61.14	13	5.71
2010 Mar	6	63.10	8	3.60
2010 Apr	6	69.59	10	2.46
2010 May	7	74.15	12	9.33
2010 Jun	6	60.35	11	9.16
2010 Jul	6	67.86	9	10.07
2010 Aug	8	70.29	27	7.88
2010 Sep	6	73.85	7	12.25
2010 Oct	7	74.79	8	6.68
2010 Nov	8	75.64	10	12.93
2010 Dec	8	72.23	27	8.83

## Average daily netting efficiency of CNS Trades – in money obligations

Year/month	Money obligations arising from novated contracts (HK\$mil)	Money obligations after netting (HK\$mil)	Funds netting efficiency (%)
<b>HKD</b>			
2006	62,606	9,350	85.06
2007	167,197	18,568	88.89
2008	138,559	17,171	87.61
2009	117,788	14,513	87.68
2010	130,333	14,796	88.65
2010 Jan	146,383	18,177	87.58
2010 Feb	106,286	12,207	88.51
2010 Mar	112,770	12,544	88.88
2010 Apr	129,629	15,680	87.90
2010 May	126,328	15,221	87.95
2010 Jun	98,754	12,657	87.18
2010 Jul	100,829	12,004	88.09
2010 Aug	109,677	12,566	88.54
2010 Sep	132,680	15,370	88.42
2010 Oct	185,285	17,821	90.38
2010 Nov	185,517	19,575	89.45
2010 Dec	129,534	13,820	89.33
	(US\$ Thousand)	(US\$ Thousand)	(%)
<b>USD</b>			
2006	439	413	6.01
2007	523	462	11.65
2008	801	688	14.09
2009	558	532	4.61
2010	1623	1490	8.14
2010 Jan	732	711	2.88
2010 Feb	1489	1441	3.22
2010 Mar	975	941	3.47
2010 Apr	1153	1125	2.40
2010 May	1599	1471	8.05
2010 Jun	1384	1282	7.42
2010 Jul	1166	1045	10.35
2010 Aug	3455	3208	7.15
2010 Sep	978	829	15.21
2010 Oct	1079	982	9.00
2010 Nov	1478	1249	15.51
2010 Dec	3941	3579	9.18



## Average daily transactions handled by CCASS depository (both deposit and withdrawal transactions are counted)

Year/month	No. of transactions	No. of shares (mil)	Value of transactions (HK\$mil)
<b>HKD</b>			
2006	2,859	1,545	3,505
2007	4,397	3,388	7,156
2008	1,592	1,885	3,398
2009	1,548	2,292	4,629
2010	1,635	3,386	6,216
2010 Jan	1,563	3,325	5,088
2010 Feb	1,013	2,114	2,392
2010 Mar	1,328	4,100	9,097
2010 Apr	1,608	3,050	4,458
2010 May	1,348	3,362	4,585
2010 Jun	1,068	3,219	2,771
2010 Jul	1,374	3,735	6,247
2010 Aug	1,357	2,616	3,235
2010 Sep	1,608	4,472	7,351
2010 Oct	2,829	4,529	16,274
2010 Nov	2,916	3,853	7,147
2010 Dec	1,548	2,104	5,444
		(Thousand)	(US\$ Thousand)
<b>USD</b>			
2006	-	-	-
2007	-	-	-
2008	-	-	-
2009	-	-	-
2010	-	-	-
2010 Jan	0	0	0
2010 Feb	0	0	0
2010 Mar	0	0	0
2010 Apr	0	0	0
2010 May	0	0	0
2010 Jun	0	0	0
2010 Jul	0	0	0
2010 Aug	0	0	0
2010 Sep	0	0	0
2010 Oct	0	0	0
2010 Nov	0	0	0
2010 Dec	0	0	0

\* No transaction in US dollars handled for the years from 2006 to 2010

## Securities under CCASS custody (balances at the end of each month)

Year/month	No. of shares (mil)	% of issued shares of admitted securities	Market value (HK\$mil)	% of market capitalisation of admitted securities
<b>HKD</b>				
2006	1,657,621	58.79	5,754,895	40.23
2007	3,570,426	74.95	10,438,858	47.02
2008	3,408,317	72.57	5,040,542	44.62
2009	3,286,618	70.93	9,245,111	49.19
2010	3,834,082	71.80	11,294,451	49.57
2010 Jan	3,263,358	69.84	8,584,125	48.34
2010 Feb	3,325,029	69.77	8,859,335	48.70
2010 Mar	3,379,402	71.01	9,509,699	49.89
2010 Apr	3,365,191	70.81	9,459,496	49.67
2010 May	3,414,852	71.31	8,792,126	49.28
2010 Jun	3,409,672	71.10	8,904,811	48.93
2010 Jul	3,418,243	70.94	9,477,811	49.30
2010 Aug	3,479,549	71.06	9,332,211	49.22
2010 Sep	3,538,156	71.67	10,442,067	50.28
2010 Oct	3,684,717	72.13	11,183,018	50.66
2010 Nov	3,819,304	72.34	11,176,404	50.88
2010 Dec	3,834,082	71.80	11,294,451	49.57
	(Thousand)		(US\$ Thousand)	
<b>USD</b>				
2006	12,942	100.00	1,426,158	100.00
2007	14,363	100.00	1,628,754	100.00
2008	14,977	100.00	1,677,477	100.00
2009	16,375	100.00	1,879,050	100.00
2010	19,692	100.00	2,412,786	100.00
2010 Jan	16,435	100.00	1,862,142	100.00
2010 Feb	16,794	100.00	1,925,479	100.00
2010 Mar	17,174	100.00	1,999,868	100.00
2010 Apr	17,314	100.00	2,057,639	100.00
2010 May	17,214	100.00	2,023,425	100.00
2010 Jun	17,334	100.00	2,046,171	100.00
2010 Jul	17,934	100.00	2,119,627	100.00
2010 Aug	18,672	100.00	2,232,892	100.00
2010 Sep	18,892	100.00	2,328,030	100.00
2010 Oct	19,392	100.00	2,405,095	100.00
2010 Nov	19,592	100.00	2,400,541	100.00
2010 Dec	19,692	100.00	2,412,786	100.00

## Distribution of market participants' market shares, 2006 – 2010

Year/Month	Category A (Position 1 to 14)		Category B (Position 15 to 65)		Category C (Position > 65)		Total turnover (HK\$bil)	Average daily turnover (HK\$mil)	
	Range (%)	Total (%)	Range (%)	Total (%)	Range (%)	Total (%)			
2006	5.16 - 2.69	52.04	2.36 - 0.24	35.61	0.23 - 0.00	12.35	8,452.31	34,219.88	
2007	5.59 - 2.45	50.37	2.23 - 0.23	37.75	0.23 - 0.00	11.85	21,859.39	88,859.31	
2008	6.06 - 2.35	53.02	2.28 - 0.23	36.30	0.23 - 0.00	10.68	17,868.32	72,931.92	
2009	5.46 - 2.24	52.02	2.23 - 0.26	35.34	0.25 - 0.00	12.64	15,620.36	62,732.37	
2010	5.99 - 2.36	51.09	2.28 - 0.25	36.15	0.24 - 0.00	12.76	17,319.79	69,557.39	
2010	Jan	5.46 - 2.31	51.97	2.13 - 0.24	35.13	0.23 - 0.00	12.90	1,566.06	78,302.93
	Feb	5.63 - 2.40	53.33	2.21 - 0.23	35.21	0.22 - 0.00	11.46	1,018.89	56,604.75
	Mar	5.23 - 2.61	50.72	2.29 - 0.26	36.20	0.25 - 0.00	13.08	1,388.16	60,354.67
	Apr	5.63 - 2.41	51.52	2.26 - 0.24	35.58	0.23 - 0.00	12.90	1,333.74	70,197.02
	May	6.60 - 2.48	52.53	2.29 - 0.22	35.91	0.22 - 0.00	11.56	1,350.41	67,520.63
	Jun	6.75 - 2.33	52.89	2.32 - 0.25	35.86	0.23 - 0.00	11.25	1,112.44	52,973.40
	Jul	6.04 - 2.40	51.92	2.33 - 0.24	36.92	0.23 - 0.00	11.16	1,130.69	53,842.20
	Aug	6.04 - 2.46	50.74	2.37 - 0.24	37.54	0.23 - 0.00	11.72	1,286.83	58,492.38
	Sep	8.00 - 2.42	52.04	2.40 - 0.24	36.00	0.23 - 0.00	11.96	1,560.74	74,320.90
	Oct	6.01 - 2.31	49.73	2.10 - 0.27	36.99	0.26 - 0.00	13.28	1,978.12	98,906.00
	Nov	6.16 - 2.33	50.03	2.25 - 0.26	37.62	0.26 - 0.00	12.35	2,180.81	99,127.57
	Dec	6.83 - 2.22	50.50	2.13 - 0.24	37.51	0.24 - 0.00	11.99	1,412.90	64,222.50

Note: The report includes all Exchange Participant firms that had paid Transaction Levy, Investor Compensation Levy (if applicable) and Trading Fee to the Exchange.

## Statistics on Exchange participants

### Stock Exchange

Year / month	No. of trading right holders (no. of trading right held)	Exchange participants – trading	Exchange participants – non trading	Non-Exchange participants	
2006	518 (921)	425 (818)	44 (54)	49 (49)	
2007	518 (921)	439 (835)	39 (46)	40 (40)	
2008	522 (931)	449 (854)	38 (42)	35 (35)	
2009	525 (940)	463 (873)	32 (37)	30 (30)	
2010	538 (960)	485 (904)	31 (34)	22 (22)	
2010	Q1	521 (939)	468 (883)	31 (34)	22 (22)
	Q2	523 (946)	471 (891)	30 (33)	22 (22)
	Q3	530 (953)	478 (898)	30 (33)	22 (22)
	Q4	538 (960)	485 (904)	31 (34)	22 (22)

### Futures Exchange

Year / month	No. of trading right holders (no. of trading right held)	Exchange participants – trading	Exchange participants – non trading	Non-Exchange participants	
2006	194 (225)	135 (164)	–	59 (61)	
2007	194 (224)	140 (168)	–	54 (56)	
2008	200 (226)	148 (172)	–	52 (54)	
2009	211 (238)	167 (192)	–	44 (46)	
2010	221 (246)	179 (202)	–	42 (44)	
2010	Q1	214 (239)	171 (194)	–	43 (45)
	Q2	214 (239)	171 (194)	–	43 (45)
	Q3	220 (245)	177 (200)	–	43 (45)
	Q4	221 (246)	179 (202)	–	42 (44)

Notes:

- (1) The figures in brackets are the number of trading rights held
- (2) An Exchange Participant is an individual or corporation who may trade on or through the Exchange and is licensed under the Securities and Futures Ordinance to carry on securities dealing activity.

## HKCC Participants

Year/quarter	Clearing Participants	General Clearing Participants
2006	125	6
2007	128	7
2008	133	7
2009	144	10
2010	153	9
2010 Q1	147	9
Q2	148	9
Q3	152	10
Q4	153	9

## SEOCH Participants

Year/quarter	Direct Clearing Participants	General Clearing Participants
2006	46	4
2007	48	4
2008	49	5
2009	53	6
2010	56	6
2010 Q1	54	6
Q2	54	6
Q3	55	6
Q4	56	6

## HKSCC Participants

Year/month	Direct Clearing Participant (Note 1)	General Clearing Participant (Note 1)	Broker Participants (Note 1)	Non-broker Participants (Note 2)
2006			431	44
2007 *			445	46
2007 **	442	2		46
2008	452	5		41
2009	452	7		41
2010	468	7		44
2010 Q1	455	7		41
Q2	455	7		41
Q3	460	7		41
Q4	468	7		44

Note 1: Broker Participants were replaced by Direct Clearing Participants and General Clearing Participants when Third Party Clearing was introduced on 3 December 2007.

Note 2: Non-broker participants include Clearing Agency Participants, Custodian Participants and Stock Pledgee Participants.

\* figures up to 2 December 2007

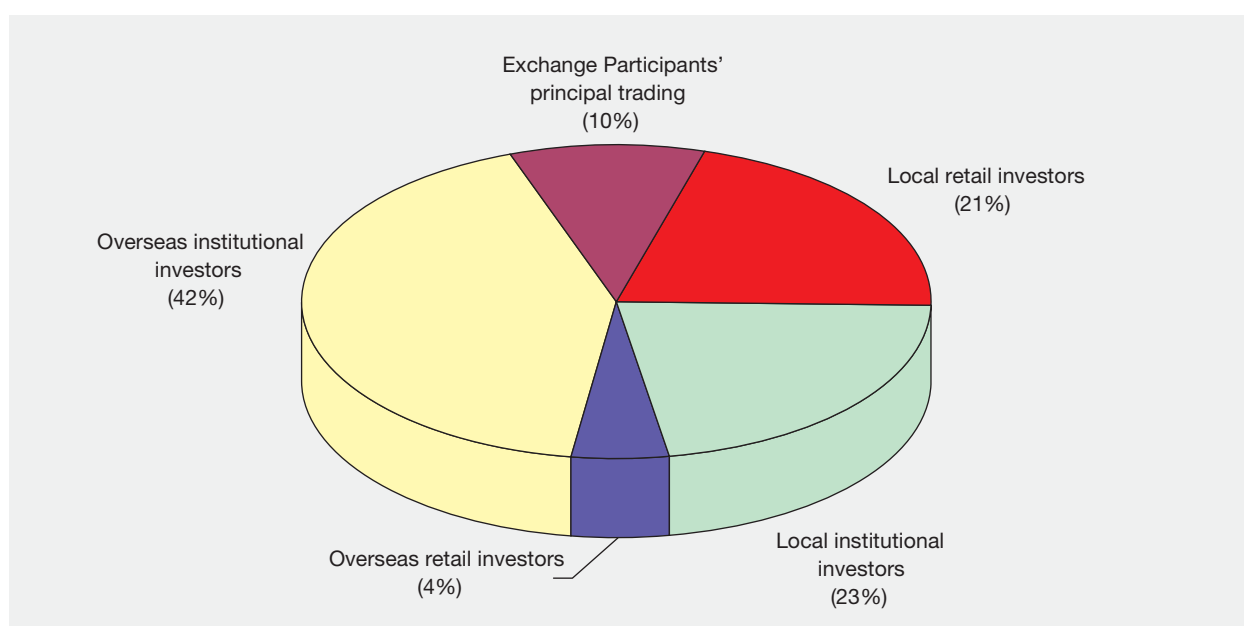
\*\* figures for the periods from 3 December 2007 to 31 December 2007

## Cash market – distribution of market trading by investor type

The Cash Market Transaction Survey 2009/10 covered trading in the HKEx securities market during the 12-month period from October 2009 to September 2010. The survey found that overseas investors became the major contributors to total market turnover value in 2009/10. They contributed 46% to the total market turnover value, with 42% from overseas institutional investors. Local investors' contribution dropped to less than half of the total market turnover value (44%). Local retail investors and local institutional investors contributed 21% and 23% to total market turnover respectively. The contribution from Exchange Participants' principal trading was 10%.

In 2009/10, retail online trading (i.e. trading where orders are entered directly by retail investors and channelled to the brokers via electronic media such as the Internet) contributed 27% of total retail turnover value or 7% of total market turnover value<sup>1</sup>.

**Distribution of cash market trading value by investor type (Oct 2009 – Sep 2010)**



Note: Numbers may not add up to 100% due to rounding.

**Distribution of cash market trading value by investor type (2007/08 – 2009/10)**

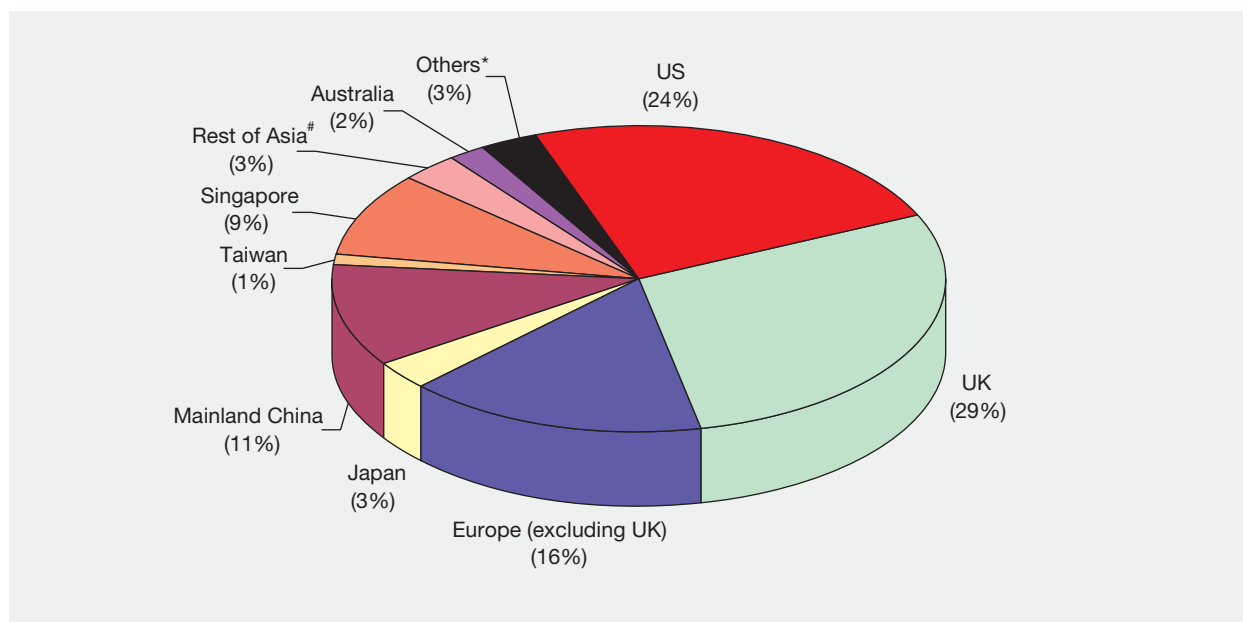
	2007/08	2008/09	2009/10
<b>Exchange Participants' principal trading</b>	6%	8%	10%
<b>Local investor trading</b>	52%	50%	44%
Retail	26%	25%	21%
Institutional	27%	24%	23%
<b>Overseas investor trading</b>	41%	42%	46%
Retail	3%	4%	4%
Institutional	38%	38%	42%
<b>Total</b>	<b>100%</b>	<b>100%</b>	<b>100%</b>

Note: Numbers may not add up to sub-totals and totals due to rounding.

<sup>1</sup> Since survey respondents, i.e. the Exchange Participants, might not be able to identify retail online trading channelled via banks (which might be regarded as their institutional clients), the level of retail online trading might be under-estimated.

Among overseas investors, UK investors were the largest contributors (29%) to total overseas investor trading in 2009/10. They were followed by US investors who contributed 24% to total overseas investor trading. Investors from Europe (excluding UK) were the third largest contributors, at 16%. The aggregate contribution of Asian investors was 27%. Among them, Mainland China investors contributed the most — 11% of total overseas investors trading — and Singaporean investors came second with a 9% share.

**Distribution of overseas investor trading value in cash market by origin (Oct 2009 – Sep 2010)**



# Reported origins in "Rest of Asia" were Brunei, Cambodia, India, Indonesia, Kazakhstan, Korea, Laos, Macau, Malaysia, Myanmar, Pakistan, Philippines, Sri Lanka, Thailand and Vietnam.

\* Reported origins in "Others" included Anguilla, Argentina, Bahamas, Bahrain, Belize, Bermuda, Brazil, British Virgin Islands, Canada, Cayman Islands, Chile, Colombia, Cyprus, Dubai, Ecuador, Fiji, Gambia, Ghana, Guatemala, Isle of Man, Israel, Jamaica, Kuwait, Liberia, Marshall Islands, Mauritius, Mexico, New Zealand, Oman, Panama, Qatar, Republic of Seychelles, Saint Kitts and Nevis, Samoa, Saudi Arabia, South Africa, Turkey, United Arab Emirates and Venezuela.

Note: Numbers may not add up to 100% due to rounding.

**Distribution of overseas investor trading value in cash market by origin (2007/08 – 2009/10)**

	2007/08	2008/09	2009/10
<b>US</b>	35%	36%	24%
<b>UK &amp; Europe</b>	39%	34%	45%
UK	22%	23%	29%
Europe (excluding UK)	16%	10%	16%
<b>Asia</b>	22%	26%	27%
Japan	3%	2%	3%
Mainland China	8%	12%	11%
Taiwan	1%	1%	1%
Singapore	8%	8%	9%
Rest of Asia	2%	3%	3%
<b>Australia</b>	3%	2%	2%
<b>Others</b>	2%	2%	3%
<b>Total</b>	<b>100%</b>	<b>100%</b>	<b>100%</b>

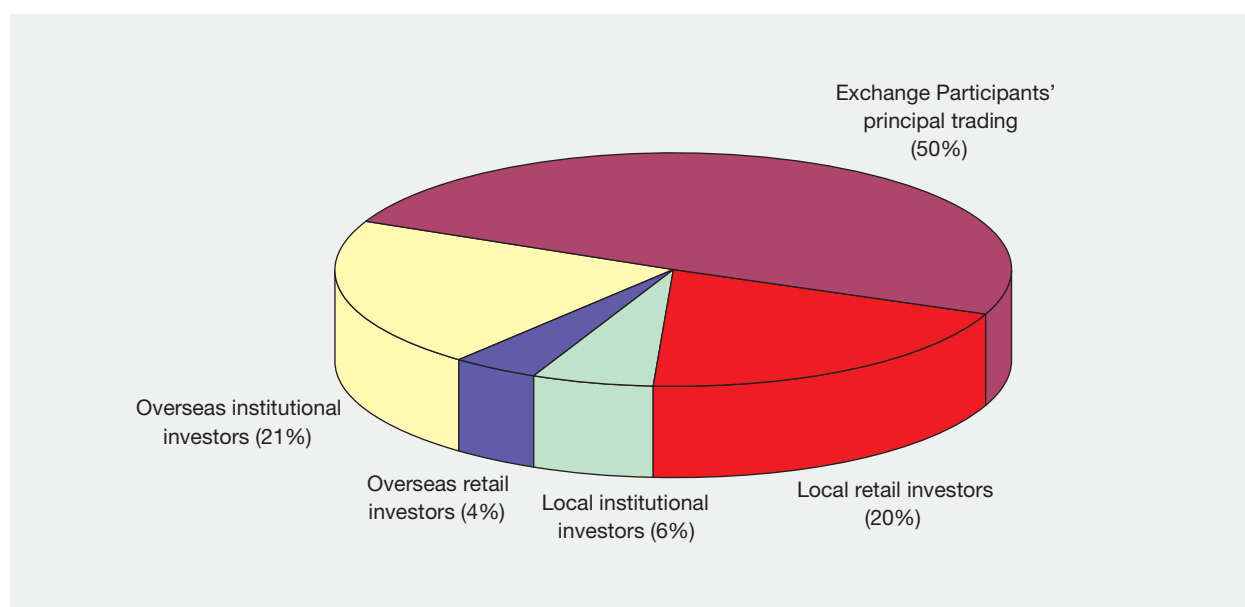
Note: Numbers may not add up to sub-totals and totals due to rounding.

## Derivatives market – distribution of market trading by investor type

The Derivatives Market Transaction Survey 2009/10 covered trading in the HKEx derivatives (futures and options) market during the 12-month period from July 2009 to June 2010. The survey findings revealed that Exchange Participants' principal trading contributed 50% of the total contract volume; local investors contributed 26% and overseas investors (mainly institutions) contributed 24%. For stock options, which accounted for 50% of the total market volume during the period, the majority of turnover was Exchange Participants' principal trading (75% of the product's total volume). For Hang Seng Index (HSI) Futures, overseas institutional and local retail investors were the dominant contributors (39% and 30% respectively). For Mini-HSI Futures, local retail investors' contribution remained dominant (47%). For H-shares Index (HHI) Futures, overseas institutional investors were the major contributors (56%). For HHI Options, Exchange Participants' principal trading and overseas institutional investors were the major contributors (38% and 29% respectively). For HSI Options, Exchange Participants' principal trading was dominant (47%).

In 2009/10, retail online trading (i.e. trading where orders are entered directly by retail investors and channelled to the brokers via electronic media such as the Internet) contributed 51% of total retail investor trading or 12% of total market turnover volume.

**Distribution of derivatives market trading volume by investor type (Jul 2009 – Jun 2010)**



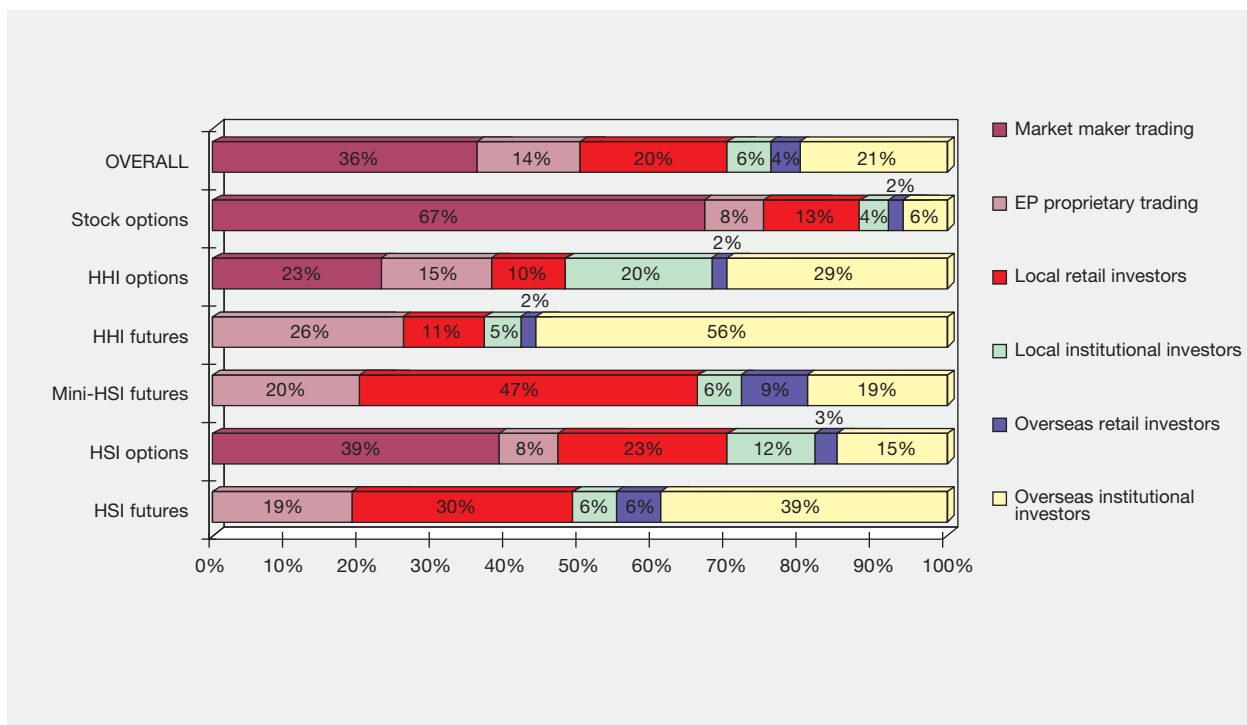
**Distribution of derivatives market trading volume by investor type (2007/08 – 2009/10)**

	2007/08	2008/09	2009/10
<b>Exchange Participants' principal trading*</b>	61%	53%	50%
<b>Local investor trading</b>	21%	25%	26%
Retail	17%	20%	20%
Institutional	4%	5%	6%
<b>Overseas investor trading</b>	19%	22%	24%
Retail	2%	3%	4%
Institutional	17%	19%	21%
<b>Total</b>	<b>100%</b>	<b>100%</b>	<b>100%</b>

\* Exchange Participants' principal trading comprises market maker trading and proprietary trading.

Note: Numbers may not add up to sub-totals and totals due to rounding.

**Distribution of derivatives trading volume by investor type for overall market and each product (Jul 2009 – Jun 2010)**

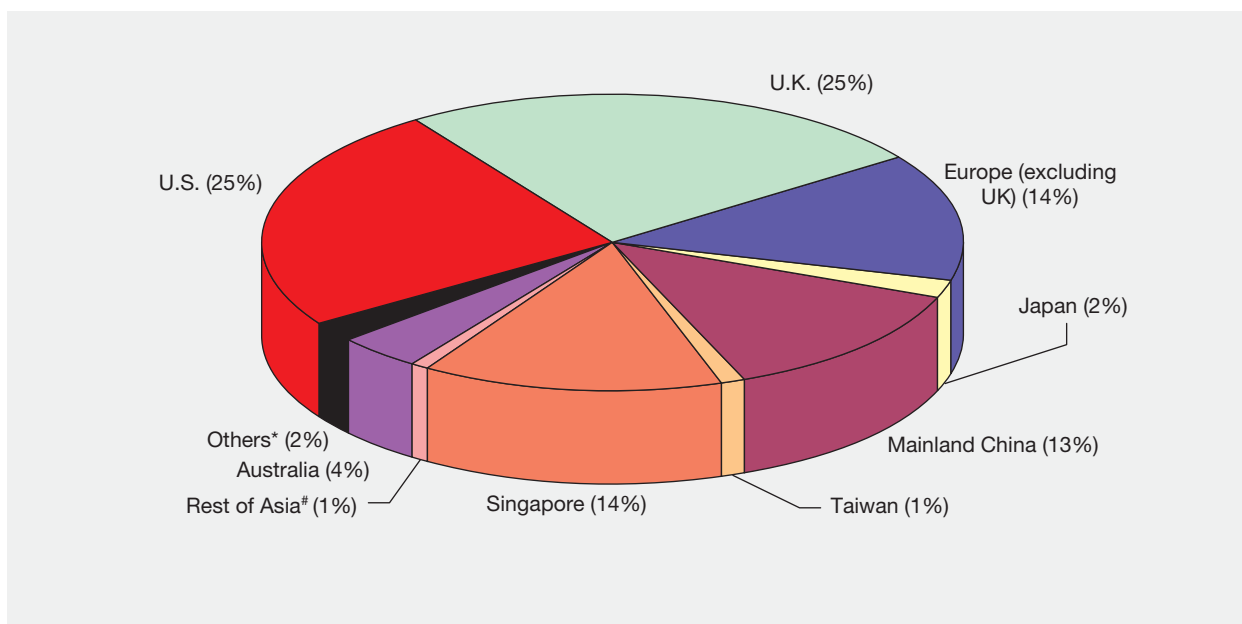


Notes:

- (1) Market maker trading and Exchange Participants' proprietary trading are components of Exchange Participants' principal trading.
- (2) Numbers may not add up to 100% due to rounding.

Among overseas investors, UK investors and US investors were the two largest groups, both contributing 25% of total overseas investor trading. The contributions from European (excluding UK), Singaporean and Mainland China investors were also significant (13%–14%). Asian investors contributed in aggregate 30% of total overseas investor trading.

**Distribution of overseas investor trading volume in derivatives by origin (Jul 2009 – Jun 2010)**



<sup>#</sup> Reported origins in "Rest of Asia" comprised India, Indonesia, Macau, Malaysia, Philippines, South Korea and Thailand.

<sup>\*</sup> Reported origins in "Others" comprised Africa, Belize, British Virgin Islands, Canada, Caribbean, Cayman Islands, Liberia, Middle East and New Zealand.

Note: Numbers may not add up to 100% due to rounding.

## Distribution of overseas investor trading volume in derivatives by origin (2007/08 – 2009/10)

	2007/08	2008/09	2009/10
<b>US</b>	26%	19%	25%
<b>UK &amp; Europe</b>	42%	40%	40%
<i>UK</i>	32%	29%	25%
<i>Europe (excluding UK)</i>	10%	11%	14%
<b>Asia</b>	20%	24%	30%
<i>Japan</i>	1%	2%	2%
<i>Mainland China</i>	10%	11%	13%
<i>Taiwan</i>	1%	1%	1%
<i>Singapore</i>	7%	10%	14%
<i>Rest of Asia</i>	1%	1%	1%
<b>Australia</b>	11%	14%	4%
<b>Others</b>	2%	3%	2%
<b>Total</b>	<b>100%</b>	<b>100%</b>	<b>100%</b>

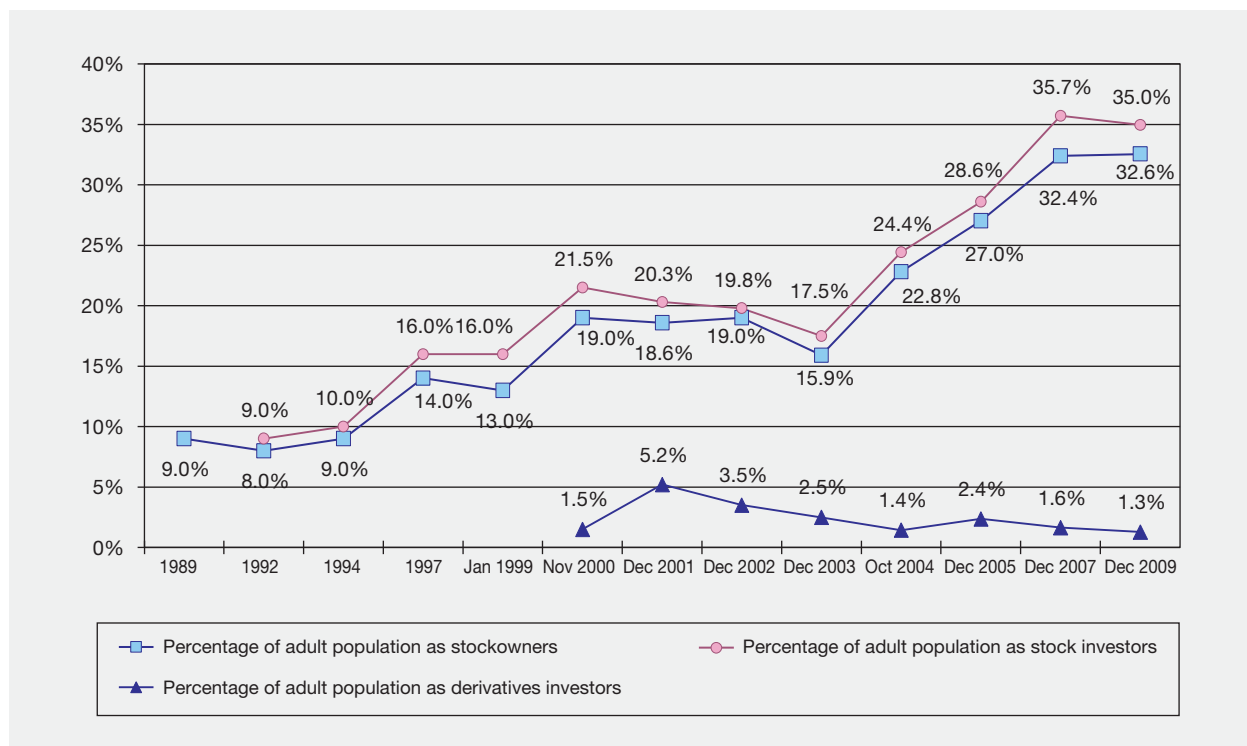
Note: Numbers may not add up to sub-totals and totals due to rounding.



## Retail investors

According to the findings of the HKEx Retail Investor Survey 2009<sup>1</sup>, 32.6% of the adult population (about 1.9 million individuals) were stockowners<sup>2</sup>; 35.0% (about 2.1 million individuals) were stock investors<sup>3</sup>; 1.3% (about 75,000 individuals) were derivatives investors<sup>4,5</sup>; and 35.1% (about 2.1 million individuals) were retail investors who were either stock investor or derivatives investor or both.

**Retail participation rates in stocks and derivatives on HKEx**



### Projected number of investors by type

('000)

	Dec 2003	Oct 2004	Dec 2005	Dec 2007	Dec 2009
Stock investors	957	1,354	1,618	2,022	2,059
Stockowners	872	1,264	1,531	1,834	1,917
Derivatives investors	137	80	135	93	75

Note: Projected numbers were based on survey findings and are subject to errors.

<sup>1</sup> Fieldwork of the survey was carried out during November and December 2009. Annotation of "Dec 2009" is made in tables and charts for easy reference only.

<sup>2</sup> Stockowner: An individual who was, at the time of the interview, holding stocks – including shares, warrants, Callable Bull/Bear Contracts (CBBCs), Exchange Traded Funds (ETFs), Real Estate Investment Trusts (REITs) and other cash market products – listed or traded on HKEx.

<sup>3</sup> Stock investor: An individual who was, at the time of the interview, holding or, in the past 12 months, had traded stocks – including shares, warrants, Callable Bull/Bear Contracts (CBBCs), Exchange Traded Funds (ETFs), Real Estate Investment Trusts (REITs) and other cash market products – listed or traded on HKEx.

<sup>4</sup> Derivatives investor: An individual who was, at the time of the interview, holding or, in the past 12 months, had traded derivatives products (futures and options) on HKEx.

<sup>5</sup> The achieved sample of derivatives investors in the survey was rather small. The percentages on derivatives investors are subject to relatively large error.

The typical Hong Kong retail stock investor is a 45 year-old person with matriculation or above education and a monthly personal income of about HK\$16,250. The typical Hong Kong retail derivatives investor is a 40 year-old person with matriculation or above education and a monthly personal income of about HK\$27,500.

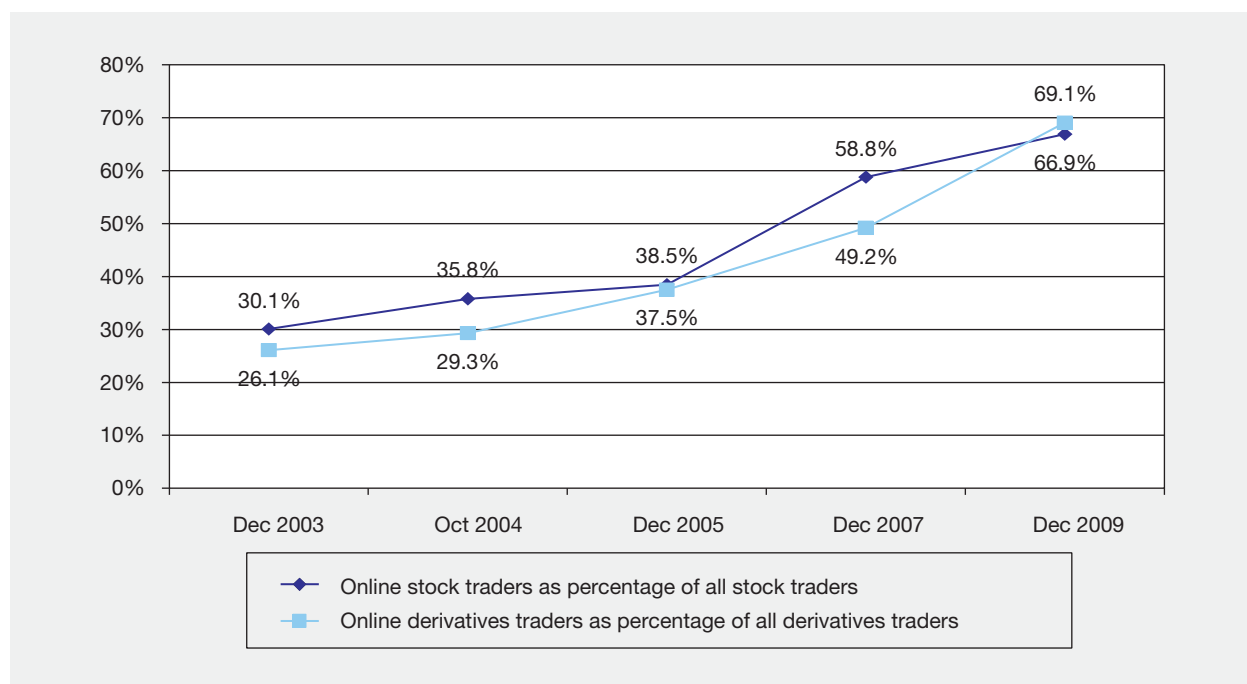
The median number of stock transactions made by stock investors during the 12 months preceding the interview was 10, the same level as in 2007. The average value per stock transaction made by stock investors had a median of about HK\$35,000, up from HK\$30,000 in 2007. The implied total stock transaction value per stock investor<sup>6</sup> during the 12-month period had a median of about HK\$300,000, compared to HK\$350,000 in 2007.

The median number of derivatives transactions made by derivatives investors during the 12-month period was 10, the same level as in 2007. The average number of contracts per derivatives transaction made by derivatives investors had a median of 2, the same level as in 2007. The implied total contract volume per derivatives investor<sup>7</sup> during the 12-month period had a median of 25, lower than the 40 in 2007.

The survey also found that 67% of stock traders<sup>8</sup> and 69% of derivatives traders<sup>9</sup> were online traders, i.e. investors who had traded the respective products on HKEx during the 12-month period, either always or sometimes, through electronic media such as the Internet.

Online stock traders tended to trade stocks more frequently than non-online stock traders – they had a median of 12 stock transactions in the 12-month period versus 10 for the non-online stock traders. In comparison, online derivatives traders had a median of 8 derivatives transactions in the 12-month period, less than the 10 transactions for non-online derivatives traders.

**Proportions of stock/derivatives traders as online traders**



Among the stock traders, 26% traded mainly through broker firms and 73% mainly through banks (1% used the service of broker firms and banks to a similar extent). Among the derivatives traders, 52% traded mainly through broker firms and 48% mainly through banks.

<sup>6</sup> The implied total transaction value for the 12-month period for a respondent was calculated by multiplying the respondent's number of stock transactions by his/her average value per stock transaction. The figure is two-sided, i.e. both buy and sell sides for a transaction are counted. The figure is subject to estimation error.

<sup>7</sup> The implied total contract volume during the 12-month period for a respondent was calculated by multiplying the respondent's number of derivatives transactions by his/her average number of contracts per derivatives transaction. The figure is two-sided, i.e. both buy and sell sides for a transaction are counted. The figure is subject to estimation error.

<sup>8</sup> Stock trader: An individual who, in the 12 months preceding the interview, had traded stocks – including shares, warrants, Callable Bull/Bear Contracts (CBBs), Exchange Traded Funds (ETFs), Real Estate Investment Trusts (REITs) and other cash market products – listed or traded on HKEx.

<sup>9</sup> Reflecting the nature of derivatives trading, all derivatives investors had traded derivatives in the 12 months preceding the interview, i.e. all derivatives investors are derivatives traders.

## HONG KONG SECURITIES AND DERIVATIVES MARKETS HISTORICAL EVENTS

- 1891 “The Association of Stockbrokers in Hong Kong”, the first formal stock exchange in Hong Kong was formed.
- 1914 The name of the Association of Stockbrokers in Hong Kong was changed to “The Hong Kong Stock Exchange”.
- 1921 A second stock exchange, “The Hong Kong Stockbrokers’ Association”, was incorporated.
- 1947 The Hong Kong Stock Exchange and the Hong Kong Stockbrokers’ Association were merged to form a joint exchange under the name of “The Hong Kong Stock Exchange Ltd”.
- 1969 Dec The Far East Exchange Ltd commenced business on 17 December.
- 1970 Feb The Companies Ordinance was amended to empower the Governor in Council to recognise stock exchanges for certain limited purposes connected with the offering in writing of shares to any member of the public.
- 1971 Mar The Kam Ngan Stock Exchange Ltd commenced business on 15 March.
- 1972 Jan The Kowloon Stock Exchange Ltd commenced business on 5 January.
- 1973 Jan The four stock exchanges, the Far East Exchange, the Hong Kong Stock Exchange, the Kam Ngan Stock Exchange and the Kowloon Stock Exchange, agreed to standardise their trading sessions with effect from 8 January.
- A Securities Advisory Council was established and a Commissioner for Securities was appointed, but not given statutory power, to help prepare the way for the statutory provisions to be imposed later.
- Feb The Stock Exchange Control Ordinance 1973 was enacted, which imposed heavy penalties on anyone operating a stock market which was not recognised under the Ordinance. The establishment of stock exchange was effectively controlled.
- The Government announced that it was mandatory for all companies seeking listing to have their prospectuses registered with the Registrar of Companies.
- 1974 Feb The Securities Ordinance and The Protection of Investors Ordinance were enacted and were brought into operation with effect from 1 March.
- Apr The Federation of Share Registrars was established.
- Jul The Hong Kong Federation of Stock Exchange was established.
- Aug Under the Securities Ordinance 1974, a Stock Exchange Compensation Fund was established and contributions to the fund were paid by the four stock exchanges in proportion to their membership.
- Oct Part VI of the Ordinance and the Securities (Dealers, Investment Advisors and Representatives) Regulations 1974 was brought into force, requiring all dealers (whether or not they are members of the stock exchanges), investment advisors and their representatives to register with the Commissioner for Securities.

- 1975 Aug The Securities Commission approved the Code on Takeovers and Mergers.
- Dec The Securities Commission approved a statutory rule prohibiting directors of a listed company incorporated in Hong Kong from issuing shares-other than on a pro-rata basis to existing shareholders-without the prior approval of shareholders.
- 1976 The Commodities Trading Ordinance was passed by the Legislative Council.
- Aug Under the Securities (Stock Exchange Listing) Rule 1976, a listed company should appoint a member of the Federation of Share Registrars to be its registrar.
- Dec On 17 December, the Hong Kong Commodity Exchange Limited (HKCE) was incorporated.
- 1977 May Considerable progress was made towards the formation of a unified stock exchange in Hong Kong in place of the existing four. A working party on unification was formed.
- On 9 May, The HKCE commenced the trading of its first commodity product – cotton futures.
- Nov On 15 November, The HKCE commenced trading of sugar futures.
- Dec An Insider Dealing Tribunal was set up.
- 1978 Mar Stamp duty on securities dealing was reduced from 0.8% to 0.6% (per round trip) with effect from 6 March.
- 1979 Aug A Practice Note was published by the Securities Commission to clarify the rules concerning the suspension of dealings in the shares of offeree companies during takeover bids.
- Nov The HKCE commenced trading of soybean futures.
- 1980 Jul The Stock Exchange of Hong Kong Ltd (SEHK) was incorporated.
- Aug The Stock Exchanges Unification Ordinance 1980 was passed by the Legislative Council.
- On 19 August, The HKCE commenced trading of gold futures.
- 1981 Jan The Securities Commission adopted a trigger point of 35% as the maximum percentage shareholding in a listed company that any group or individual could hold without making a general offer for all the remaining shareholders.
- Jul Under the Stamp Duty Ordinance 1981, instruments of transfer of registered warrants were chargeable with fixed duty and contract notes were required to be stamped with effect from 1 July.
- Oct The first committee members of the SEHK were elected.
- 1982 A Financial Futures Working Party was formed to study the introduction of financial futures.
- 1983 Mar The Code on Takeovers and Mergers was revised to the effect that bids involving less than 35% of a company's voting shares were not subject to control, but other partial bids were subject to the consent of the Takeovers Committee. Market dealings in an offeree company's shares before or during a bid were forbidden.

- 1984 May The Securities Commission released a set of guidelines for the placement of shares as a means of flotation, which had been banned for some years.
- 1985 May On 7 May, the HKCE was renamed the Hong Kong Futures Exchange Limited (HKFE).
- Aug The Securities (Amendment) Ordinance 1985 was enacted. Its purpose was to strengthen the power of the Commissioner for Securities to monitor the financial viability of dealers.
- The Legislative Council passed the Stock Exchanges Unification (Amendment) Ordinance 1985. Under the Ordinance, locally incorporated firms, including subsidiaries of banks and deposit-taking companies, became eligible to apply to the Stock Exchange of Hong Kong for corporate membership. And the disqualification of directors or employees of banks and deposit-taking companies and of lawyers or professional accountants from becoming members of the SEHK was removed.
- 1986 Feb The Securities (Stock Exchange Listing) Rules 1986 took effect from 1 February.
- The Securities (Accounts and Audit) (Amendment) Regulations were published in the Government Gazette. Dealers and dealing partnerships were required to fulfil certain requirements.
- The Securities (Recognition of Stock Market) Notice and the Securities (Registration of Dealers) (Approved Examinations) Notice were published in the Government Gazette.
- The Legislative Council approved the amended Securities (Stock Exchange Listing) Rules 1986.
- Mar The Hong Kong Stock Exchange, the Far East Exchange, the Kam Ngan Stock Exchange and the Kowloon Stock Exchange ceased trading after the close of business on 27 March.
- Apr The SEHK commenced trading on 2 April.
- May On 6 May, HKFE commenced the trading of its first financial product – Hang Seng Index (HSI) Futures.
- Sep The SEHK became a full member of the Federation Internationale des Bourses de Valeurs on 22 September.
- Oct The grand opening of the SEHK took place on 6 October.
- 1987 Apr On 8 April, the SEHK Chairman and the Commissioner for Securities made a joint statement that the two had agreed that no further new issues of B shares (shares of which the proposed voting power does not bear a reasonable relationship to the equity interest of such shares when fully paid) would be allowed to list on the SEHK.
- Oct The trading restrictions in connection with bank-related brokers were relaxed with effect from 2 October.
- The General Committee of the SEHK unanimously resolved that trading on the SEHK would be suspended for four days from 20 October to 23 October, both days inclusive. Trading in the Hang Seng Index Futures was also suspended for the same period.
- The Takeovers Committee, announced on 26 October that the Committee had decided that for a period of one month, the trigger point, or creeper provision, as the case may be, under the Hong Kong Code on Takeovers and Mergers, would be waived.

- The Hong Kong Government, together with several leading financial institutions, raised a rescue fund of HK\$4 billion of which HK\$1.8 billion was utilised to enable the Hong Kong Futures Guarantee Corporation Ltd to finance its obligations to members of the HKFE. With effect from 29 October, a levy of HK\$30 per HKFE transaction and a special levy of 0.03% on transaction value of securities dealings were introduced to repay the interest and principal of the rescue package.
- Nov The limit of compensation payable out of the Exchange Fidelity Fund or a member's guarantee for the default of a defaulting member was increased from HK\$500,000 to HK\$2,000,000, subject to the availability of funds, with effect from the commencement of trading on 9 November.
- 1988 Jan The new Management Sub-committee of the SEHK was formed on 2 January to take up the duties of the General Committee.
- Jun The Government-appointed Securities Review Committee published the Report on the Operation and Regulation of Hong Kong Securities Industry on 2 June.
- Jul An amendment to the Articles of Association of the SEHK, which allowed the SEHK to form a Council of 22 members instead of a committee of 21 members to govern its operations, was endorsed by its members on 20 July.
- Sep The SEHK and the Securities Commission released a joint announcement on 14 September, in which they agreed that as a general rule, the SEHK would not list any new B shares and would not permit listed companies to issue any new B shares. This general rule would not apply only in exceptional circumstances. The queuing system for new applications for listing was also reviewed and amended.
- Oct The first 22-member Council of the SEHK was formed on 18 October.
- Nov The first Nominating Committee of the SEHK was formed on 7 November.
- 1989 The clearing functions for HKFE were transferred from Hong Kong Futures Guarantee Corporation Limited and International Commodities Clearing House (Hong Kong) Limited to the newly established futures clearing company, the HKFE Clearing Corporation Limited (HKCC).
- Feb The All Ordinaries Index was launched by the SEHK on 1 February.
- Mar The SEHK announced the formation of the HKSCC, a company limited by guarantee.
- Apr The Legislative Council passed the Securities and Futures Commission Ordinance 1989.
- May The new Securities and Futures Commission (SFC) was formally established on 1 May.
- Sep The SFC announced on 13 September that it had agreed to authorise warrant funds which had been able to apply for authorisation with effect from 1 November.
- Oct The Council of the SEHK endorsed a rolling T+2 settlement period for the proposed Central Clearing and Settlement System.
- Dec The Securities (Stock Exchange Listing) Rules 1989 were enacted on 1 December.

- 1990 HKFE introduced its first interest rate futures – futures based on the three-month Hong Kong Interbank Offered Rate (HIBOR).
- Feb The minimum brokerage for each securities transaction traded on the SEHK was raised from HK\$25 to HK\$50 with effect from 8 February. The minimum commission rate of 0.25% for stock broking was maintained.
- Apr On 2 April, the Council of the SEHK resolved that Council members on the Board of the HKSCC should be broker members and that the Chairman and the Deputy Chairman of the Board of the HKSCC must be a broker or banker member of the Board. If the Chairman was a broker member, the Deputy Chairman must be a banker member and the two would rotate every year.
- Jul The Securities (Insider Trading) Draft Bill, was passed by the Legislative Council on 25 July.
- 1991 HKFE introduced three futures based on sub-indices of the HSI.
- Apr With effect from 1 April, stamp duty on share transactions was reduced from 0.6% to 0.5% (per round trip).
- On 15 April, the Hong Kong Code on Share Repurchases, which allowed firms listed in Hong Kong to buy back their own shares, was approved by the SFC and became effective immediately.
- Sep The Securities (Disclosure of Interests) Ordinance came into force on 1 September.
- Nov The Council of the SEHK and the SFC on 1 November agreed on a series of measures designed to permit all the substantive elements of the revised voluntary constitutional package, which was unanimously supported at the Extraordinary General Meeting of the SEHK on 30 October, to be brought into effect in time to govern the next Council election. The new Council under the revised voluntary constitutional package would consist of 31 members in total – 18 broker members, 11 lay members and the chief executives of the SEHK and the HKSCC.
- On 25 November, the SFC and the SEHK announced the signing of a Memorandum of Understanding providing for the devolution of day-to-day administration of all listing matters to the SEHK effective 31 December.
- 1992 Feb On 21 February, the SFC approved the revised Hong Kong Code on Takeovers and Mergers and its integration with the Hong Kong Code on Share Repurchases. The new integrated Code came into effect on 1 April.
- Apr With effect from 1 April, stamp duty on share transactions was reduced from 0.5% to 0.4% (per round trip) and the stamp duty was extended to the trading of derivative warrants.
- May On 11 May, changes made to the Listing Rules of the SEHK and the listing agreement for a secondary listing, particularly where the majority of trading was likely to be on the SEHK, took effect.
- Jun The settlement period for members of the SEHK was changed from T+1 to T+2 on 8 June.
- On 24 June, the Central Clearing and Settlement System (CCASS) commenced operations on the trade-for-trade basis.

- Oct The compulsory Broker's Fidelity Insurance Scheme came into effect on 1 October.
- The Securities (Clearing Houses) Ordinance came into effect on 7 October. The maximum amount payable under the Unified Exchange Compensation Fund to all persons (except stockbrokers) who suffer loss through any default of a stockbroker was increased to HK\$8 million in respect of each stockbroker concerned in or connected with the default. The previous limit was HK\$2 million.
- On 7 October, CCASS commenced the second phase of its operation, starting to admit stocks for clearing and settlement on a continuous net settlement (CNS) basis.
- On 28 October, a memorandum of understanding was signed between the Hong Kong and the British securities regulatory authorities.
- 1993 Mar On 5 March, HKFE introduced its first options product – Hang Seng Index Options.
- Apr With effect from 1 April, stamp duty on share transactions was reduced from 0.4% to 0.3% (per round trip).
- Jun On 19 June, the China Securities Regulatory Commission, the Shanghai Securities Exchange, the Shenzhen Stock Exchange, the SFC and the SEHK signed a Memorandum of Regulatory Co-operation in Beijing.
- Jul Dealings in the H shares in Tsingtao Brewery Co Ltd commenced on 15 July. This was the first China-incorporated enterprise to obtain a primary listing in Hong Kong.
- Aug On 16 August, the Special Levy payable on every transaction recorded on the SEHK and the HKFE was suspended.
- Nov On 1 November, the SEHK launched the Automatic Order Matching and Execution System (AMS).
- 1994 Jan On 3 January, the SEHK launched a pilot scheme for regulated short-selling of shares.
- Mar Jardine Matheson Holdings and Jardine Strategic Holdings announced their decision to delist from Hong Kong. Other Jardine group companies made similar announcements in September.
- Jul With effect from 8 July, the Stamp Duty (Amendment) (No.2) Bill 1994 extended relief from stamp duty for stock borrowing and lending activities and raised the maximum borrowing period from 14 days to 12 months.
- 1995 Mar On 31 March, HKFE introduced its first single-stock product – stock futures on two stocks.
- Sep On 8 September, the SEHK launched its Traded Stock Options Market. The first stock option was on HSBC Holdings plc.
- Nov On 3 November, HKFE introduced its first currency futures – Rolling Forex, and launched an electronic screen-based trading system, the Automated Trading System (ATS) for trading the new product.
- 1996 Jan On 25 January, trading through the AMS off-floor terminals started. These terminals are installed in SEHK members' offices, allowing them to trade from their offices, in addition to trading through terminals in the Trading Hall.



- 1997 Sep HKFE introduced Hang Seng China-Affiliated Corporations Index (Red Chips index) futures and options on 12 September, and relaunched the Three-Month HIBOR Futures on 26 September.
- Nov On 28 November, the Hong Kong Securities Institute was incorporated.
- 1998 Apr With effect from 1 April, the transaction levy was reduced from 0.013% to 0.011% and the proportion of sharing between the SEHK and the SFC was changed from 7:6 to 7:4. Stamp duty on share transactions was also reduced from 0.3% to 0.25% (per round trip).
- May On 8 May, Hongkong Clearing launched its Investor Account Service which allows investors to open investor accounts directly in CCASS.
- 1999 May On 17 May, Hongkong Clearing launched an Electronic Initial Public Offering (EIPO) service for CCASS participants.
- Sep HKFE suspended the trading of gold futures, the last exchange-traded commodity product.
- Nov On 12 November, the Tracker Fund of Hong Kong (TraHK) was listed on the SEHK. TraHK is a collective investment fund issued by the Hong Kong SAR Government, which follows closely the movement of the benchmark Hang Seng Index.
- On 15 November, Growth Enterprise Market (GEM) was formally launched. The first listings were on 25 November 1999.
- 2000 Mar On 6 March, the SEHK, the HKFE and the HKSCC became wholly-owned subsidiaries of Hong Kong Exchanges and Clearing Limited (HKEx). Mr Charles Lee was the first Chairman of HKEx. Mr Kwong Ki-chi was appointed the Chief Executive of HKEx.
- On 20 March, the Growth Enterprise Index (GEI) was launched. It has a base value of 1000 on the base date of 17 March 2000.
- Apr With effect from 7 April, stamp duty on stock transactions was reduced to 0.225% (per round trip).
- May On 31 May, the SEHK launched the Pilot Programme for Trading US Securities with initially seven Nasdaq stocks admitted to trading.
- Jun On 5 June, HSI Futures and Options migrated from open outcry trading to the HKFE's electronic trading system-Hong Kong Futures Automated Trading System (HKATS). Floor trading in HKFE was totally abolished.
- On 27 June, shares of the HKEx were listed by introduction on the SEHK with a stock code of "388".
- Sep On 15 September, HKEx announced the introduction of an Internet Initial Public Offering (iIPO) service to provide individual investors with an additional electronic mechanism for submitting applications for IPOs.
- Oct On 5 October, MTR Corporation Ltd (MTRC), the first government-owned organization to be privatized, was listed on the SEHK. Also, MTRC was the first listing issuer using HKEx's iIPO.
- On 23 October, the first phase of the Third Generation Automatic Order Matching and Execution System (AMS/3) was launched.

- 2001 Feb On 23 February, HKEx introduced its Order Routing System (ORS) to AMS/3 and Online Trading Service to its Stock Exchange Participants.
- Aug On 6 August, stock options trading was successfully migrated from the Traded Options System (TOPS) to the Hong Kong Futures Automated Trading System (HKATS). Clearing and settlement of stock options trades continues to be performed on TOPS.
- Sep On 1 September, the stamp duty on securities transactions was reduced from 0.225% to 0.2% per transaction (round-trip).
- On 1 September, a Trading Fee of 0.005% per side of the consideration of a transaction was introduced by the Stock Exchange. The transaction levy payable to the SFC increased from 0.005% to 0.007% per side of the consideration of a transaction.
- 2002 Mar On 8 March, the SFC levy on trading of options on stock futures was reduced from \$1.0 to \$0.2 per contract per side. The compensation fund levy on trading of options on stock futures was reduced from \$0.5 to \$0.1 per contract per side.
- On 25 March, HKEx introduced a pre-opening session and an index basket order trading mechanism in the securities market. The 30-minute pre-opening session starts at 9:30 am. The index basket order trading mechanism is only applicable in the continuous trading session.
- May On 16 May, HKEx introduced the first phase of CCASS/3, the new generation of the Central Clearing and Settlement System.
- Aug On 5 August, the first six Equity Linked Instruments (ELIs) were listed on SEHK.
- Sep On 16 September, HKMA announced the termination of the Tap Facility of the Tracker Fund of Hong Kong (TraHK) on exhaustion of the Tap Issue Limit in the fourth quarter of 2002, thus concluding the Government stock market operation which was initiated in 1998.
- Dec On 9 December, HKEx introduced the second phase of CCASS/3.
- 2003 Apr On 1 April, the Securities and Futures Ordinance (SFO) became effective together with a number of codes, guidelines and forms for its implementation.
- Effective from 1 April, the minimum commission rate rule governing Stock Exchange Participants (SEPs) was abolished. Commissions became freely negotiable between SEPs and their clients.
- May Effective from 1 May, Mr Paul Chow was appointed the Chief Executive of HKEx.
- On 26 May, HKEx introduced the final phase of CCASS/3 by launching the Participant Gateway. The Participant Gateway serves as an additional communication channel to the CCASS/3 Terminal and provides a direct electronic interface between CCASS/3 and CCASS Participants' back office systems.
- Nov On 17 November, HKEx opened its first Mainland representative office in Beijing.
- Dec On 8 December, HKEx introduced H-shares Index futures.

- 2004 Apr On 6 April, HKEx introduced the Derivatives Clearing and Settlement System (DCASS) which provides a common platform for the clearing and settlement of all derivative products traded on HKEx markets.
- Jun On 14 June, HKEx introduced H-shares Index options.
- 2005 May On 23 May, HKEx introduced FTSE/Xinhua China 25 Index futures and options.
- Oct On 28 October, the Securities and Futures (Investor Compensation – Levy) (Amendment) Rules 2005 became effective whereby a levy suspension and re-instatement mechanism was introduced. Accordingly, the investor compensation levies would be suspended when the net asset value (NAV) of the Investor Compensation Fund (ICF) exceeds \$1.4 billion, and subsequently reinstated when the NAV of the ICF falls below \$1 billion.
- Nov On 2 November, legislation was passed to abolish the estate duty.
- On 25 November, the first Real Estate Investment Trust (REIT), The Link REIT, was listed on the SEHK.
- 2006 Jan On 16 January, renovated Trading Hall opened for trading.
- Apr On 28 April, Mr Ronald Arculli was appointed the Chairman of HKEx.
- Jun On 5 June, HKSCC announced the expansion of the Investor Participant (IP) account service to Macau individual investor and companies.
- On 12 June, the first batch of seven Callable Bull/Bear Contracts (CBBCs) began trading on the SEHK.
- Jul On 3 July, HKEx introduced Bank of China Ltd Futures and Options.
- On 13 July, legislation was passed to establish Financial Reporting Council which will have the authority to investigate complains concerning standards of financial reporting and audits of listed companies.
- Oct On 27 October, Industrial and Commercial Bank of China (ICBC) was listed simultaneously in Hong Kong and Shanghai. It was the largest IPO by total funds raised (US\$19.1 billion) in world stock market history and the funds raised by H shares was also an all-time high.
- Dec On 1 December, the transaction levy in respect of any trading in securities, futures or options contracts was reduced by 20% from 0.005% of transaction value per side to 0.004%.
- 2007 Jan On 1 January, the Securities & Futures Commission's (SFC's) Guidelines for Sponsors and Compliance Advisers became effective, marking the launch of a new sponsor regulatory regime.
- Mar On 12 March, the first batch of 19 derivative warrants on the iShares FTSE/Xinhua A50 China tracker were listed on HKEx. This was the first time that derivative warrants were issued on Mainland A-share assets.
- Apr On 10 April, the SFC entered into a Memorandum of Understanding (MOU) with the China Banking Regulatory Commission (CBRC) for cooperation and information sharing with respect to Hong Kong licensed intermediaries who provide services to Mainland commercial banks conducting overseas wealth management business on behalf of their Mainland clients. This served as regulatory support for the Mainland Qualified Domestic Institutional Investors (QDII) business (banking side) in Hong Kong.

- Jun On 25 June, Phase 1 of the HKEx Electronic Disclosure Project commenced and lasted for 6 months. Under this Phase, it is optional for a Main Board-listed issuer to make a paid newspaper announcement as long as it publishes a notification in newspapers about the full announcement posted on its own website and the HKEx website. Those without their own websites must publish the full announcements in newspapers as well as on the HKEx website.
- Dec On 11 December, the Hong Kong Monetary Authority (HKMA) launched the electronic trading platform (ETP) for Exchange Fund Bills and Notes (EFBNs). The ETP provides greater flexibility to facilitate trading in EFBNs.
- On 25 December, Phase 2 of the HKEx Electronic Disclosure Project commenced. Under Phase 2, Main Board issuers publishing announcements on their own websites are no longer required to publish notifications in newspapers. After 6 months, all issuers must have their own websites on which they must publish their announcements.
- 2008 Feb On 4 February, the HKExnews.com.hk website was launched. HKExnews is a dedicated website which mainly disseminates issuer information generated directly by the listed issuers and/or their major shareholders and directors as well as regulatory information generated by HKEx about listed companies.
- Mar On 31 March, HKEx launched the Mini-Hang Seng China Enterprises Index (Mini H-shares Index) futures.
- Apr On 7 April, HKEx introduced 5-digit stock codes in its securities market.
- May On 26 May, the closing auction session for HKEx's securities market commenced. The closing prices of securities are determined by an auction mechanism similar to that already in place in the pre-opening session. The trading hours of the securities market on a normal trading day as well as a half-day trading day are extended by 10 minutes.
- Jul On 1 July, the revised Listing Rules of the Growth Enterprise Market (GEM) and the Main Board of HKEx relating to the development of GEM became effective. GEM was re-positioned as a second board and a stepping stone towards the Main Board. To encourage listing transfers from GEM to the Main Board, the transfer process was streamlined and the initial listing fees for such transfers were halved.
- On 31 July, the first gold Exchange Traded Fund (ETF) commenced trading on the Main Board of HKEx.
- Oct On 20 October, HKEx reintroduced trading in gold futures on its Hong Kong Futures Exchange (HKFE) which had formerly listed the product in the 1990s.
- 2009 Mar On 23 March, in light of the price volatility during the Closing Auction Session (CAS) since its introduction on 26 May 2008, the CAS in the securities market was suspended to maintain public confidence in the orderliness, fairness and transparency of the market.
- Apr On 1 April, the Listing Rules amendments on the revised blackout period for share trading by listed company directors came into effect. The blackout period before the announcement of annual results was extended to 60 days instead of the originally proposed 4 months. The blackout period before interim results announcement was not extended.
- Nov On 18 November, the first 4 A-share industry sector ETFs in Hong Kong were listed on the SEHK.

- Dec On 18 December, HKEx published the consultation conclusions on accelerating rights issues and open offers. The minimum notice period for book closure for rights issues would be reduced to six business days and that for open offers would remain unchanged.
- On 29 December, HKEx published its consultation conclusions on CER Futures in which HKEx considers that there is no imminent need for a CER futures market in Hong Kong.
- 2010 Apr On 26 April, Hong Kong Securities Clearing Co Ltd (HKSCC) admitted over-the-counter (OTC) structured products authorised by the SFC into the Central Clearing and Settlement System (CCASS) of HKEx's securities market, thereby broadening asset classes in its eligible securities.
- Jun On 3 June, new Listing Rules for mineral companies came into effect to ensure the provision of material, relevant and reliable information about these companies to investors, and to align with global standards.
- Jul On 19 July, the People's Bank of China (PBOC) and the HKMA signed a supplementary Memorandum of Co-operation on the expansion of the RMB trade settlement scheme. On the same day, the PBOC and Bank of China (Hong Kong) Ltd (the RMB clearing bank in Hong Kong) signed a revised settlement agreement which allows any corporation, including financial institutions, in Hong Kong to open RMB bank accounts. These agreements are major steps towards the launch of RMB investment products in Hong Kong.
- Oct On 1 October, a 25% reduction in the SFC's levy payable in respect of trading in securities, futures and options contracts took effect.
- On 22 October, Asian Development Bank's (ADB) RMB1.2 billion 10-year bond was listed as a selectively marketed security on the SEHK. It was the first RMB-denominated bond listed and traded in RMB on the SEHK.
- On 29 October, AIA Group Ltd was listed on the SEHK. Its IPO, raising HK\$159.1 billion, was the largest in Hong Kong's market history and the third largest in the world. On the same day, options on AIA were introduced for trading in the stock options market.
- Dec On 8 December, the Hong Kong depositary receipts (HDRs) of Vale S.A., a Brazilian mining company, was listed on the SEHK as the first HDR listed in Hong Kong.
- On 15 December, amendments to the Listing Rules came into effect for HKEx to adopt a framework for accepting Mainland accounting and auditing standards and Mainland audit firms for Mainland-incorporated companies listed in Hong Kong. The framework also provides reciprocally for the use of Hong Kong financial reporting standards and Hong Kong audit firms by Hong Kong companies listed in the Mainland.

## List of listed companies on Main Board

(End of 2010)

Code	Company name	Incorporation	Listing date
01003	21 Holdings Ltd.	Bermuda	1994/02/21
01361	361 Degrees International Ltd.	Cayman Islands	2009/06/30
00800	A8 Digital Music Holdings Ltd.	Cayman Islands	2008/06/12
02018	AAC Acoustic Technologies Holdings Inc.	Cayman Islands	2005/08/09
00030	ABC Communications (Holdings) Ltd.	Bermuda	1991/10/09
03344	Addchance Holdings Ltd.	Cayman Islands	2005/10/05
03355	Advanced Semiconductor Manufacturing Corporation Ltd. -H Shs	PRC	2006/04/07
00900	Aeon Credit Service (Asia) Co. Ltd.	Hong Kong	1995/09/14
00984	AEON Stores (Hong Kong) Co., Ltd.	Hong Kong	1994/02/04
03383	Agile Property Holdings Ltd.	Cayman Islands	2005/12/15
01288	Agricultural Bank of China Ltd. – H Shares	PRC	2010/07/16
01131	Agritrade Resources Ltd.	Bermuda	1997/03/19
01299	AIA Group Ltd.	Hong Kong	2010/10/29
00753	Air China Ltd. – H Shares	PRC	2004/12/15
00538	Ajisen (China) Holdings Ltd.	Cayman Islands	2007/03/30
00328	Alco Holdings Ltd.	Bermuda	1992/11/27
01688	Alibaba.com Ltd.	Cayman Islands	2007/11/06
00684	Allan International Holdings Ltd.	Bermuda	1992/11/10
00373	Allied Group Ltd.	Hong Kong	1973/01/12
00593	Allied Overseas Ltd.	Bermuda	1993/07/27
00056	Allied Properties (HK) Ltd.	Hong Kong	n.a.
00833	Alltronics Holdings Ltd.	Cayman Islands	2005/07/15
02600	Aluminum Corporation of China Ltd. – H Shares	PRC	2001/12/12
00959	Amax Holdings Ltd.	Bermuda	1997/10/03
00090	Amber Energy Ltd.	Cayman Islands	2009/07/10
00077	AMS Public Transport Holdings Ltd.	Cayman Islands	2004/04/15
02300	AMVIG Holdings Ltd.	Cayman Islands	2004/03/26
00347	Angang Steel Co. Ltd. – H Shares	PRC	1997/07/24
00914	Anhui Conch Cement Co. Ltd. – H Shares	PRC	1997/10/21
00995	Anhui Expressway Co. Ltd. – H Shares	PRC	1996/11/13
00839	Anhui Tianda Oil Pipe Co. Ltd. – H Shares	PRC	2007/12/24
02020	ANTA Sports Products Ltd.	Cayman Islands	2007/07/10
03337	Anton Oilfield Services Group	Cayman Islands	2007/12/14
01149	Anxin-China Holdings Ltd.	Cayman Islands	2003/11/24
01104	APAC Resources Ltd.	Bermuda	1998/12/29
00566	Apollo Solar Energy Technology Holdings Ltd.	Bermuda	1996/01/29
00519	Applied Development Holdings Ltd.	Bermuda	1986/03/24
01045	APT Satellite Holdings Ltd.	Bermuda	1996/12/18
00102	Arnhold Holdings Ltd.	Bermuda	1994/01/10
00565	Art Textile Technology International Co. Ltd.	Cayman Islands	2003/09/10
00931	Artel Solutions Group Holdings Ltd.	Cayman Islands	2001/10/24
00789	Artini China Co. Ltd.	Bermuda	2008/05/16
01120	Arts Optical International Holdings Ltd.	Bermuda	1996/11/08
00841	Asia Cassava Resources Holdings Ltd.	Cayman Islands	2009/03/23
00743	Asia Cement (China) Holdings Corporation	Cayman Islands	2008/05/20
00835	Asia Coal Ltd.	Bermuda	1997/12/18
00104	Asia Commercial Holdings Ltd.	Bermuda	1987/07/29
00351	Asia Energy Logistics Group Ltd.	Hong Kong	1992/08/18
00662	Asia Financial Holdings Ltd.	Bermuda	1990/12/18
00214	Asia Orient Holdings Ltd.	Bermuda	1986/01/06
00899	Asia Resources Holdings Ltd.	Bermuda	1997/10/24
01135	Asia Satellite Telecommunications Holdings Ltd.	Bermuda	1996/06/19
00292	Asia Standard Hotel Group Ltd.	Bermuda	1988/09/22
00129	Asia Standard International Group Ltd.	Bermuda	1973/01/24
00376	Asia TeleMedia Ltd.	Hong Kong	1987/07/17
00679	Asia Tele-Net And Technology Corporation Ltd.	Bermuda	1991/01/31
00073	Asian Citrus Holdings Ltd.	Bermuda	2009/11/26
00522	ASM Pacific Technology Ltd.	Cayman Islands	1989/01/03
00105	Associated International Hotels Ltd.	Hong Kong	1985/10/24
00477	AUPU Group Holding Co. Ltd.	Cayman Islands	2006/12/08
01717	Ausnutria Dairy Corporation Ltd.	Cayman Islands	2009/10/08
00771	Automated Systems Holdings Ltd.	Bermuda	1997/11/05
00595	AV Concept Holdings Ltd.	Cayman Islands	1996/04/24
00232	AVIC International Holding (HK) Ltd.	Bermuda	1991/12/12
02357	AviChina Industry & Technology Co. Ltd. – H Shares	PRC	2003/10/30
03988	Bank of China Ltd. – H Shares	PRC	2006/06/01
03328	Bank of Communications Co., Ltd. – H Shares	PRC	2005/06/23
00023	Bank of East Asia, Ltd., The	Hong Kong	n.a.
00692	Bao Yuan Holdings Ltd.	Bermuda	2000/01/19
02355	Baoye Group Co. Ltd. – H Shares	PRC	2003/06/30
00483	Bauhaus International (Holdings) Ltd.	Cayman Islands	2005/05/12
01338	BaWang International (Group) Holding Ltd.	Cayman Islands	2009/07/03
02009	BBMG Corporation – H Shares	PRC	2009/07/29
00694	Beijing Capital International Airport Co. Ltd. – H Shares	PRC	2000/02/01
02868	Beijing Capital Land Ltd. – H Shares	PRC	2003/06/19
00154	Beijing Development (Hong Kong) Ltd.	Hong Kong	n.a.
00392	Beijing Enterprises Holdings Ltd.	Hong Kong	1997/05/29
00371	Beijing Enterprises Water Group Ltd.	Bermuda	1993/04/19
00814	Beijing Jingkelong Co. Ltd. – H Shares	PRC	2008/02/26
01000	Beijing Media Corporation Ltd. – H Shares	PRC	2004/12/22
00588	Beijing North Star Co. Ltd. – H Shares	PRC	1997/05/14
00925	Beijing Properties (Holdings) Ltd.	Bermuda	1998/01/15
01141	Beijing Yu Sheng Tang Pharmaceutical Group Ltd.	Bermuda	1998/03/12
00187	Beiren Printing Machinery Holdings Ltd. – H Shares	PRC	1993/08/06
00761	Bel Global Resources Holdings Ltd.	Bermuda	1997/03/07
01880	Belle International Holdings Ltd.	Cayman Islands	2007/05/23

## List of listed companies on Main Board (continued)

(End of 2010)

Code	Company name	Incorporation	Listing date
02326	BEP International Holdings Ltd.	Bermuda	2003/03/03
00718	Bestway International Holdings Ltd.	Bermuda	1995/10/02
00926	Besunyen Holdings Co. Ltd.	Cayman Islands	2010/09/29
00039	Bio-Dynamic Group Ltd.	Cayman Islands	2001/01/16
01112	Biostime International Holdings Ltd.	Cayman Islands	2010/12/17
02309	Birmingham International Holdings Ltd.	Cayman Islands	2002/11/12
00963	Bloomage BioTechnology Corporation Ltd.	Cayman Islands	2008/10/03
02388	BOC Hong Kong (Holdings) Ltd.	Hong Kong	2002/07/25
01685	Boer Power Holdings Ltd.	Cayman Islands	2010/10/20
00653	Bonjour Holdings Ltd.	Cayman Islands	2003/07/16
01698	Boshiwa International Holding Ltd.	Cayman Islands	2010/09/29
03998	Bosideng International Holdings Ltd.	Cayman Islands	2007/10/11
00592	Bossini International Holdings Ltd.	Bermuda	1993/11/02
01428	Bright Smart Securities & Commodities Group Ltd.	Cayman Islands	2010/08/25
00933	Brightoil Petroleum (Holdings) Ltd.	Bermuda	1995/11/16
01114	Brilliance China Automotive Holdings Ltd.	Bermuda	1999/10/22
00240	Build King Holdings Ltd.	Bermuda	n.a.
00108	Buildmore International Ltd.	Hong Kong	1973/02/09
00024	Burwill Holdings Ltd.	Bermuda	1983/09/15
01211	BYD Co. Ltd. – H Shares	PRC	2002/07/31
00285	BYD Electronic (International) Co. Ltd.	Hong Kong	2007/12/20
01224	C C Land Holdings Ltd.	Bermuda	1999/04/30
01182	C Y Foundation Group Ltd.	Bermuda	1994/10/17
00043	C. P. Pokphand Co. Ltd.	Bermuda	1988/04/28
00121	C.P. Lotus Corporation	Cayman Islands	1981/03/27
00341	Cafe de Coral Holdings Ltd.	Bermuda	1986/07/16
00193	Capital Estate Ltd.	Hong Kong	1972/09/11
02324	Capital VC Ltd.	Cayman Islands	2003/10/27
00469	Capxon International Electronic Co. Ltd.	Cayman Islands	2007/05/07
00837	Carpenter Tan Holdings Ltd.	Cayman Islands	2009/12/29
00643	Carry Wealth Holdings Ltd.	Bermuda	2000/03/13
00510	CASH Financial Services Group Ltd.	Bermuda	2008/03/03
00293	Cathay Pacific Airways Ltd.	Hong Kong	1986/05/15
00161	CATIC Shenzhen Holdings Ltd. – H Shares	PRC	1997/09/29
00261	CCT Tech International Ltd.	Bermuda	1991/12/30
00138	CCT Telecom Holdings Ltd.	Bermuda	1991/11/11
00759	CEC International Holdings Ltd.	Bermuda	1999/11/15
01049	Celestial Asia Securities Holdings Ltd.	Bermuda	1994/04/27
00832	Central China Real Estate Ltd.	Cayman Islands	2008/06/06
01155	Centron Telecom International Holding Ltd.	Cayman Islands	2007/07/05
00355	Century City International Holdings Ltd.	Bermuda	1981/09/07
00079	Century Legend (Holdings) Ltd.	Bermuda	1993/07/08
00509	Century Sunshine Group Holdings Ltd.	Cayman Islands	2004/02/17
00092	Champion Technology Holdings Ltd.	Bermuda	1992/08/19
00264	Chanco International Group Ltd.	Cayman Islands	2003/03/12
01039	Changfeng Axle (China) Co. Ltd.	Cayman Islands	2010/09/24
01157	Changsha Zoomlion Heavy Ind Science & Tech Dev Co., Ltd.-Hsh	PRC	2010/12/23
00682	Chaoda Modern Agriculture (Holdings) Ltd.	Cayman Islands	2000/12/15
00951	Chaowei Power Holdings Ltd.	Cayman Islands	2010/07/07
00147	Chaoyue Group Ltd.	Bermuda	1988/06/06
00057	Chen Hsong Holdings Ltd.	Bermuda	1991/10/22
01202	Chengdu PUTIAN Telecommunications Cable Co. Ltd. – H Shares	PRC	1994/12/13
01196	Cheong Ming Investments Ltd.	Bermuda	1997/01/20
00131	Cheuk Nang (Holdings) Ltd.	Hong Kong	n.a.
00001	Cheung Kong (Holdings) Ltd.	Hong Kong	1972/11/01
01038	Cheung Kong Infrastructure Holdings Ltd.	Bermuda	1996/07/17
00025	Chevalier International Holdings Ltd.	Bermuda	1984/12/05
00508	Chevalier Pacific Holdings Ltd.	Bermuda	1988/10/26
00112	Chi Cheung Investment Co., Ltd.	Hong Kong	1972/12/06
00449	Chigo Holding Ltd.	Cayman Islands	2009/07/13
00976	Chiho-Tiande Group Ltd.	Cayman Islands	2010/07/12
00031	China Aerospace International Holdings Ltd.	Hong Kong	1981/08/25
00606	China Agri-Industries Holdings Ltd.	Hong Kong	2007/03/21
00149	China Agri-Products Exchange Ltd.	Bermuda	1973/03/12
01073	China Agrotech Holdings Ltd.	Cayman Islands	2002/01/14
00633	China All Access (Holdings) Ltd.	Cayman Islands	2009/09/16
00940	China Animal Healthcare Ltd.	Bermuda	2010/12/21
03883	China Aoyuan Property Group Ltd.	Cayman Islands	2007/10/09
00170	China Assets (Holdings) Ltd.	Hong Kong	1992/04/15
00569	China Automation Group Ltd.	Cayman Islands	2007/07/12
00370	China Best Group Holding Ltd.	Bermuda	1996/03/26
03983	China BlueChemical Ltd. – H Shares	PRC	2006/09/29
00922	China Boon Holdings Ltd.	Bermuda	1999/12/21
00217	China Chengtong Development Group Ltd.	Hong Kong	n.a.
00998	China CITIC Bank Corporation Ltd. – H Shares	PRC	2007/04/27
01898	China Coal Energy Co. Ltd. – H Shares	PRC	2006/12/19
01800	China Communications Construction Co. Ltd. – H Shares	PRC	2006/12/15
00552	China Communications Services Corporation Ltd. – H Shares	PRC	2006/12/08
00939	China Construction Bank Corporation – H Shares	PRC	2005/10/27
01006	China Corn Oil Co. Ltd.	Cayman Islands	2009/12/18
01919	China COSCO Holdings Co. Ltd. – H Shares	PRC	2005/06/30
01798	China Datang Corporation Renewable Power Co., Ltd. -H Shares	PRC	2010/12/17
00661	China Daye Non-Ferrous Metals Mining Ltd.	Bermuda	1990/11/21
03818	China Dongxiang (Group) Co., Ltd.	Cayman Islands	2007/10/10
00670	China Eastern Airlines Corporation Ltd. – H Shares	PRC	1997/02/05
00085	China Electronics Corporation Holdings Co. Ltd.	Bermuda	1997/07/25

## List of listed companies on Main Board (continued)

(End of 2010)

Code	Company name	Incorporation	Listing date
01185	China Energin International (Holdings) Ltd.	Cayman Islands	1997/08/11
00228	China Energy Development Holdings Ltd.	Cayman Islands	2002/02/18
01130	China Environmental Resources Group Ltd.	Cayman Islands	1997/06/03
00257	China Everbright International Ltd.	Hong Kong	n.a.
00165	China Everbright Ltd.	Hong Kong	1973/02/26
00721	China Financial International Investments Ltd.	Bermuda	2001/06/08
02312	China Financial Leasing Group Ltd.	Cayman Islands	2002/10/28
00445	China Fire Safety Enterprise Group Ltd.	Cayman Islands	2002/09/30
03318	China Flavors and Fragrances Co. Ltd.	Cayman Islands	2005/12/09
00506	China Foods Ltd.	Bermuda	1988/10/07
00930	China Forestry Holdings Co., Ltd.	Cayman Islands	2009/12/03
00290	China Fortune Group Ltd.	Cayman Islands	2001/05/03
00110	China Fortune Holdings Ltd.	Bermuda	2004/01/26
00164	China Gamma Group Ltd.	Bermuda	1973/01/26
00384	China Gas Holdings Ltd.	Bermuda	1995/10/20
03300	China Glass Holdings Ltd.	Bermuda	2005/06/23
00397	China Gogreen Assets Investment Ltd.	Bermuda	1993/10/13
02099	China Gold International Resources Corp. Ltd.	Canada	2010/12/01
00162	China Golden Development Holdings Ltd.	Bermuda	2000/10/23
00910	China Grand Forestry Green Resources Group Ltd.	Bermuda	1998/12/01
00512	China Grand Pharmaceutical and Healthcare Holdings Ltd.	Bermuda	1995/12/19
00904	China Green (Holdings) Ltd.	Bermuda	2004/01/13
00256	China Haidian Holdings Ltd.	Cayman Islands	1991/12/10
00359	China Haisheng Juice Holdings Co., Ltd.	Cayman Islands	2005/11/04
00673	China HealthCare Holdings Ltd.	Bermuda	1996/10/14
00591	China High Precision Automation Group Ltd.	Cayman Islands	2009/11/13
00658	China High Speed Transmission Equipment Group Co., Ltd.	Cayman Islands	2007/07/04
01886	China Huiyuan Juice Group Ltd.	Cayman Islands	2007/02/23
00600	China Infrastructure Investment Ltd.	Cayman Islands	1993/10/05
01217	China Innovation Investment Ltd.	Cayman Islands	2002/08/28
00612	China Investment Fund Co. Ltd.	Cayman Islands	2002/01/02
00132	China Investments Holdings Ltd.	Bermuda	1973/05/18
01900	China ITS (Holdings) Co., Ltd.	Cayman Islands	2010/07/15
00834	China Kangda Food Co. Ltd.	Bermuda	2008/12/22
02128	China Liansu Group Holdings Ltd.	Cayman Islands	2010/06/23
02628	China Life Insurance Co. Ltd. – H Shares	PRC	2003/12/18
01234	China Lilang Ltd.	Cayman Islands	2009/09/25
00916	China Longyuan Power Group Corporation Ltd. – H Shares	PRC	2009/12/10
00009	China Mandarin Holdings Ltd.	Bermuda	2001/09/12
00867	China Medical System Holdings Ltd.	Cayman Islands	2010/09/28
02319	China Mengniu Dairy Co. Ltd.	Cayman Islands	2004/06/10
03968	China Merchants Bank Co., Ltd. – H Shares	PRC	2006/09/22
00133	China Merchants China Direct Investments Ltd.	Hong Kong	1993/07/22
00144	China Merchants Holdings (International) Co. Ltd.	Hong Kong	1992/07/15
00319	China Metal International Holdings Inc.	Cayman Islands	2004/12/31
00773	China Metal Recycling (Holdings) Ltd.	Cayman Islands	2009/06/22
00340	China Mining Resources Group Ltd.	Bermuda	1997/03/26
01988	China Minsheng Banking Corp., Ltd. – H Shares	PRC	2009/11/26
00941	China Mobile Ltd.	Hong Kong	1997/10/23
01117	China Modern Dairy Holdings Ltd.	Cayman Islands	2010/11/26
03993	China Molybdenum Co., Ltd. – H Shares	PRC	2007/04/26
00989	China Motion Telecom International Ltd.	Bermuda	1997/10/20
00026	China Motor Bus Co., Ltd.	Hong Kong	n.a.
03323	China National Building Material Co. Ltd. – H Shares	PRC	2006/03/23
01893	China National Materials Co. Ltd. – H Shares	PRC	2007/12/20
01278	China New Town Development Co. Ltd.	British Virgin Islands	2010/10/22
02889	China Nickel Resources Holdings Co. Ltd.	Cayman Islands	2005/05/19
00651	China Ocean Shipbuilding Industry Group Ltd.	Bermuda	1998/07/23
00603	China Oil And Gas Group Ltd.	Bermuda	1993/05/28
02883	China Oilfield Services Ltd. – H Shares	PRC	2002/11/20
02371	China Oriental Culture Group Ltd.	Cayman Islands	2004/11/18
00581	China Oriental Group Co. Ltd.	Bermuda	2004/03/02
00254	China Outdoor Media Group Ltd.	Hong Kong	1972/11/16
00081	China Overseas Grand Oceans Group Ltd.	Hong Kong	1984/04/26
00688	China Overseas Land & Investment Ltd.	Hong Kong	1992/08/20
02601	China Pacific Insurance (Group) Co., Ltd. – H Shares	PRC	2009/12/23
00572	China Packaging Group Co. Ltd.	Cayman Islands	2003/07/02
00386	China Petroleum & Chemical Corporation – H Shares	PRC	2000/10/19
01093	China Pharmaceutical Group Ltd.	Hong Kong	1994/06/21
00380	China Pipe Group Ltd.	Bermuda	2000/12/21
02380	China Power International Development Ltd.	Hong Kong	2004/10/15
00735	China Power New Energy Development Co. Ltd.	Bermuda	1999/11/04
01194	China Precious Metal Resources Holdings Co., Ltd.	Cayman Islands	2004/10/12
01838	China Properties Group Ltd.	Cayman Islands	2007/02/23
00736	China Properties Investment Holdings Ltd.	Bermuda	1992/09/30
01094	China Public Procurement Ltd.	Bermuda	2002/07/03
00866	China Qinfa Group Ltd.	Cayman Islands	2009/07/03
00745	China Railsmedia Corporation Ltd.	Cayman Islands	2004/10/13
01186	China Railway Construction Corporation Ltd. – H Shares	PRC	2008/03/13
00390	China Railway Group Ltd. – H Shares	PRC	2007/12/07
00769	China Rare Earth Holdings Ltd.	Cayman Islands	1999/10/15
00648	China Renji Medical Group Ltd.	Hong Kong	1990/10/29
01313	China Resources Cement Holdings Ltd.	Cayman Islands	2009/10/06
00291	China Resources Enterprise, Ltd.	Hong Kong	n.a.
01193	China Resources Gas Group Ltd.	Bermuda	1994/11/07
01109	China Resources Land Ltd.	Cayman Islands	1996/11/08



## List of listed companies on Main Board (continued)

(End of 2010)

Code	Company name	Incorporation	Listing date
00597	China Resources Microelectronics Ltd.	Cayman Islands	2004/08/13
00836	China Resources Power Holdings Co. Ltd.	Hong Kong	2003/11/12
01101	China Rongsheng Heavy Industries Group Holdings Ltd.	Cayman Islands	2010/11/19
00527	China Ruifeng Galaxy Renewable Energy Holdings Ltd.	Cayman Islands	2006/06/09
02198	China Sanjiang Fine Chemicals Co. Ltd.	Cayman Islands	2010/09/16
01966	China SCE Property Holdings Ltd.	Cayman Islands	2010/02/05
00245	China Seven Star Shopping Ltd.	Hong Kong	1972/08/25
00691	China Shanshui Cement Group Ltd.	Cayman Islands	2008/07/04
01088	China Shenhua Energy Co. Ltd. – H Shares	PRC	2005/06/15
02877	China Shineway Pharmaceutical Group Ltd.	Cayman Islands	2004/12/02
02866	China Shipping Container Lines Co. Ltd. – H Shares	PRC	2004/06/16
01138	China Shipping Development Co. Ltd. – H Shares	PRC	1994/11/11
00750	China Singyes Solar Technologies Holdings Ltd.	Bermuda	2009/01/13
00155	China Solar Energy Holdings Ltd.	Bermuda	1988/09/05
01229	China Sonangol Resources Enterprise Ltd.	Bermuda	1995/04/13
01668	China South City Holdings Ltd.	Hong Kong	2009/09/30
01055	China Southern Airlines Co. Ltd. – H Shares	PRC	1997/07/31
00326	China Star Entertainment Ltd.	Bermuda	1992/11/12
03838	China Starch Holdings Ltd.	Cayman Islands	2007/09/27
03311	China State Construction International Holdings Ltd.	Cayman Islands	2005/07/08
00235	China Strategic Holdings Ltd.	Hong Kong	1972/12/04
02002	China Sunshine Paper Holdings Co. Ltd.	Cayman Islands	2007/12/12
00956	China Suntime Green Energy Corporation Ltd. – H Shares	PRC	2010/10/13
00966	China Taiping Insurance Holdings Co. Ltd.	Hong Kong	2000/06/29
00728	China Telecom Corporation Ltd. – H Shares	PRC	2002/11/15
01600	China Tian Lun Gas Holdings Ltd.	Cayman Islands	2010/11/10
00269	China Timber Resources Group Ltd.	Cayman Islands	1973/03/19
03398	China Ting Group Holdings Ltd.	Cayman Islands	2005/12/15
02188	China Titans Energy Technology Group Co., Ltd.	Cayman Islands	2010/05/28
00389	China Tontine Wines Group Ltd.	Bermuda	2009/11/19
00308	China Travel International Investment Hong Kong Ltd.	Hong Kong	1992/11/11
00762	China Unicom (Hong Kong) Ltd.	Hong Kong	2000/06/22
02330	China Uptown Group Co. Ltd.	Cayman Islands	2003/01/29
00893	China Vanadium Titano-Magnetite Mining Co. Ltd.	Cayman Islands	2009/10/08
00855	China Water Affairs Group Ltd.	Bermuda	1999/10/11
01129	China Water Industry Group Ltd.	Cayman Islands	2002/01/17
02349	China Water Property Group Ltd.	Cayman Islands	2003/06/25
00182	China WindPower Group Ltd.	Bermuda	1991/11/27
02369	China Wireless Technologies Ltd.	Cayman Islands	2004/12/09
01866	China XLX Fertiliser Ltd.	Singapore	2009/12/08
00263	China Yunnan Tin Minerals Group Co. Ltd.	Hong Kong	1988/04/06
01068	China Yurun Food Group Ltd.	Bermuda	2005/10/03
00362	China Zenith Chemical Group Ltd.	Cayman Islands	2001/05/02
01728	China ZhengTong Auto Services Holdings Ltd.	Cayman Islands	2010/12/10
01333	China Zhongwang Holdings Ltd.	Cayman Islands	2009/05/08
01123	China-Hongkong Photo Products Holdings Ltd.	Bermuda	1994/09/19
00354	Chinasoft International Ltd.	Cayman Islands	2003/06/20
01060	ChinaVision Media Group Ltd.	Bermuda	1994/05/12
00127	Chinese Estates Holdings Ltd.	Bermuda	n.a.
00681	Chinese People Holdings Co. Ltd.	Bermuda	1997/04/24
00385	Chinney Alliance Group Ltd.	Bermuda	1993/10/15
00216	Chinney Investments, Ltd.	Hong Kong	1973/01/31
01111	Chong Hing Bank Ltd.	Hong Kong	1994/07/11
01053	Chongqing Iron & Steel Co. Ltd. – H Shares	PRC	1997/10/17
02722	Chongqing Machinery & Electric Co., Ltd. – H Shares	PRC	2008/06/13
03618	Chongqing Rural Commercial Bank Co., Ltd. – H Shares	PRC	2010/12/16
00116	Chow Sang Sang Holdings International Ltd.	Bermuda	1973/04/06
01938	Chu Kong Petroleum and Natural Gas Steel Pipe Holdings Ltd.	Cayman Islands	2010/02/10
00560	Chu Kong Shipping Development Co. Ltd.	Hong Kong	1997/05/23
00298	Chuang's China Investments Ltd.	Bermuda	n.a.
00367	Chuang's Consortium International Ltd.	Bermuda	1987/01/16
00711	Chun Wo Development Holdings Ltd.	Bermuda	1993/02/12
00378	CIAM Group Ltd.	Bermuda	1986/09/10
00479	CIL Holdings Ltd.	Bermuda	1993/07/21
03899	CIMC Enric Holdings Ltd.	Cayman Islands	2006/07/20
00111	Cinda International Holdings Ltd.	Bermuda	2000/08/01
00241	CITIC 21CN Co. Ltd.	Bermuda	1972/07/06
01091	CITIC Dameng Holdings Ltd.	Bermuda	2010/11/18
00267	CITIC Pacific Ltd.	Hong Kong	1986/02/26
01205	CITIC Resources Holdings Ltd.	Bermuda	1997/09/08
01883	CITIC Telecom International Holdings Ltd.	Hong Kong	2007/04/03
00557	City e-Solutions Ltd.	Cayman Islands	1989/12/29
01137	City Telecom (H.K.) Ltd.	Hong Kong	1997/08/04
00775	CK Life Sciences Int'l., (Holdings) Inc.	Cayman Islands	2002/07/16
00100	Clear Media Ltd.	Bermuda	2001/12/19
00439	Climax International Co. Ltd.	Bermuda	1992/03/11
00002	CLP Holdings Ltd.	Hong Kong	n.a.
00471	CMMB Vision Holdings Ltd.	Cayman Islands	2005/10/10
02302	CNNC International Ltd.	Cayman Islands	2003/01/06
00883	CNOOC Ltd.	Hong Kong	2001/02/28
00701	CNT Group Ltd.	Bermuda	1991/05/21
01124	Coastal Greenland Ltd.	Bermuda	1997/10/16
00383	COL Capital Ltd.	Bermuda	1991/08/01
02342	Comba Telecom Systems Holdings Ltd.	Cayman Islands	2003/07/15
00794	Come Sure Group (Holdings) Ltd.	Cayman Islands	2009/02/26
00046	Computer And Technologies Holdings Ltd.	Bermuda	1998/05/18

## List of listed companies on Main Board *(continued)*

(End of 2010)

Code	Company name	Incorporation	Listing date
00320	Computime Group Ltd.	Cayman Islands	2006/10/09
00712	Comtec Solar Systems Group Ltd.	Cayman Islands	2009/10/30
00513	Continental Holdings Ltd.	Hong Kong	1988/11/08
01019	Convoy Financial Services Holdings Ltd.	Cayman Islands	2010/07/13
00707	Co-Prosperity Holdings Ltd.	Cayman Islands	2006/03/30
00517	COSCO International Holdings Ltd	Bermuda	1992/02/11
01199	COSCO Pacific Ltd.	Bermuda	1994/12/19
01043	Coslight Technology International Group Ltd.	Bermuda	1999/11/17
00120	Cosmopolitan International Holdings Ltd.	Cayman Islands	n.a.
00118	Cosmos Machinery Enterprises Ltd.	Hong Kong	1988/12/12
02228	Costin New Materials Group Ltd.	Cayman Islands	2010/06/21
00288	Cosway Corporation Ltd.	Hong Kong	n.a.
02007	Country Garden Holdings Co. Ltd.	Cayman Islands	2007/04/20
00906	CPMC Holdings Ltd.	Hong Kong	2009/11/16
00122	Crocodile Garments Ltd.	Hong Kong	n.a.
00032	Cross-Harbour (Holdings) Ltd., The	Hong Kong	1974/07/30
00497	CSI Properties Ltd.	Bermuda	1992/04/15
01766	CSR Corporation Ltd. – H Shares	PRC	2008/08/21
00985	CST Mining Group Ltd.	Cayman Islands	1994/02/02
01008	CT Holdings (International) Ltd.	Cayman Islands	2009/03/30
00674	Culture Landmark Investment Ltd.	Bermuda	1991/01/25
00343	Culturecom Holdings Ltd.	Bermuda	1986/08/12
00705	CVM Minerals Ltd.	Hong Kong	2008/12/22
01090	Da Ming International Holdings Ltd.	Cayman Islands	2010/12/01
03999	DaChan Food (Asia) Ltd.	Cayman Islands	2007/10/04
01828	Dah Chong Hong Holdings Ltd.	Hong Kong	2007/10/17
02356	Dah Sing Banking Group Ltd.	Hong Kong	2004/06/30
00440	Dah Sing Financial Holdings Ltd.	Hong Kong	1987/11/05
00544	Daido Group Ltd.	Bermuda	1989/12/14
00567	Daisho Microline Holdings Ltd.	Bermuda	1990/01/31
01037	Daiwa Associate Holdings Ltd.	Bermuda	1994/04/14
02880	Dalian Port (PDA) Co. Ltd. – H Shares	PRC	2006/04/28
00271	Dan Form Holdings Co. Ltd.	Hong Kong	1973/02/28
00210	Daphne International Holdings Ltd.	Cayman Islands	1995/11/03
00991	Datang International Power Generation Co., Ltd. – H Shares	PRC	1997/03/21
00889	Datronix Holdings Ltd.	Bermuda	2001/06/22
02348	Dawnrays Pharmaceutical (Holdings) Ltd.	Cayman Islands	2003/07/11
03335	DBA Telecommunication (Asia) Holdings Ltd.	Cayman Islands	2006/05/11
00997	Decca Holdings Ltd.	Bermuda	2000/03/10
01163	Dejin Resources Group Co. Ltd.	Bermuda	1999/11/11
00262	Deson Development International Holdings Ltd.	Bermuda	1997/06/10
00065	DeTeam Co. Ltd.	Cayman Islands	2001/08/30
00113	Dickson Concepts (International) Ltd.	Bermuda	1973/03/15
00861	Digital China Holdings Ltd.	Bermuda	2001/06/01
01072	Dongfang Electric Corporation Ltd. – H Shares	PRC	1994/06/06
00489	Dongfeng Motor Group Co. Ltd. – H Shares	PRC	2005/12/07
00189	Dongyue Group Ltd.	Cayman Islands	2007/12/10
00628	Dore Holdings Ltd.	Bermuda	2002/07/24
00668	Doxen Energy Group Ltd.	Hong Kong	1990/12/12
00305	Dragon Hill Wuling Automobile Holdings Ltd.	Bermuda	1992/11/23
00329	Dragonite International Ltd.	Cayman Islands	2001/05/09
01126	Dream International Ltd.	Hong Kong	2002/02/07
00500	DVN (Holdings) Ltd.	Bermuda	1988/07/29
00578	Dynamic Energy Holdings Ltd.	Bermuda	1997/05/15
00029	Dynamic Holdings Ltd.	Bermuda	n.a.
00828	Dynasty Fine Wines Group Ltd.	Cayman Islands	2005/01/26
00599	E. Bon Holdings Ltd.	Cayman Islands	2000/04/12
02368	Eagle Nice (International) Holdings Ltd.	Cayman Islands	2003/08/22
00339	Earnest Investments Holdings Ltd.	Bermuda	2000/07/26
00616	Easyknit Enterprises Holdings Ltd.	Bermuda	1991/09/16
01218	Easyknit International Holdings Ltd.	Bermuda	1995/01/30
00618	EC-Founder (Holdings) Co. Ltd.	Bermuda	1991/10/07
02341	EcoGreen Fine Chemicals Group Ltd.	Cayman Islands	2004/03/09
00943	eForce Holdings Ltd.	Bermuda	1997/06/25
00048	EganaGoldpfeil (Holdings) Ltd.	Cayman Islands	1993/06/25
00524	e-Kong Group Ltd.	Bermuda	1989/04/21
00907	Elegance International Holdings Ltd.	Bermuda	1996/04/11
01388	Embry Holdings Ltd.	Cayman Islands	2006/12/18
00717	Emperor Capital Group Ltd.	Bermuda	2007/04/24
00296	Emperor Entertainment Hotel Ltd.	Bermuda	n.a.
00163	Emperor International Holdings Ltd.	Bermuda	1972/11/14
00887	Emperor Watch & Jewellery Ltd.	Hong Kong	2008/07/21
00622	Enerchina Holdings Ltd.	Bermuda	1991/09/16
00353	Energy International Investments Holdings Ltd.	Cayman Islands	2001/07/26
00128	ENM Holdings Ltd.	Hong Kong	n.a.
02688	ENN Energy Holdings Ltd.	Cayman Islands	2002/06/03
01102	Enviro Energy International Holdings Ltd.	Cayman Islands	2007/06/06
00689	EPI (Holdings) Ltd.	Bermuda	1991/04/15
00330	Esprit Holdings Ltd.	Bermuda	1993/12/09
00571	eSun Holdings Ltd.	Bermuda	n.a.
00764	Eternity Investment Ltd.	Bermuda	2000/02/15
00838	EVA Precision Industrial Holdings Ltd.	Cayman Islands	2005/05/11
00875	Ever Fortune International Holdings Ltd.	Bermuda	1998/07/03
03333	Evergrande Real Estate Group Ltd.	Cayman Islands	2009/11/05
00238	Evergreen International Holdings Ltd.	Cayman Islands	2010/11/04
02308	EVOC Intelligent Technology Co. Ltd. – H Shares	PRC	2003/10/10

## List of listed companies on Main Board (continued)

(End of 2010)

Code	Company name	Incorporation	Listing date
00858	Extrawell Pharmaceutical Holdings Ltd.	Bermuda	1999/03/10
00117	EYANG Holdings (Group) Co., Ltd.	Cayman Islands	2007/12/21
00052	Fairwood Holdings Ltd.	Bermuda	1991/10/09
01777	Fantasia Holdings Group Co., Ltd.	Cayman Islands	2009/11/25
00035	Far East Consortium International Ltd.	Cayman Islands	1972/09/21
00830	Far East Global Group Ltd.	Cayman Islands	2010/03/30
00036	Far East Holdings International Ltd.	Hong Kong	1973/02/12
00037	Far East Hotels & Entertainment Ltd.	Hong Kong	1979/07/03
00706	FinTronics Holdings Co. Ltd.	Bermuda	1998/07/22
00865	First Mobile Group Holdings Ltd.	Cayman Islands	2000/12/29
01076	First Natural Foods Holdings Ltd.	Bermuda	2002/02/11
00142	First Pacific Co. Ltd.	Bermuda	1988/09/12
00227	First Shanghai Investments Ltd.	Hong Kong	1972/08/24
00038	First Tractor Co Ltd. – H Shares	PRC	1997/06/23
02662	Fittec International Group Ltd.	Cayman Islands	2005/12/14
01998	Flyke International Holdings Ltd.	Cayman Islands	2010/03/29
00641	Fong's Industries Co. Ltd.	Bermuda	1990/10/12
00923	Fook Woo Group Holdings Ltd.	Cayman Islands	2010/03/31
01682	Ford Glory Group Holdings Ltd.	Bermuda	2010/10/05
00885	Forefront Group Ltd.	Cayman Islands	2001/07/12
00352	Fortune Sun (China) Holdings Ltd.	Cayman Islands	2006/07/05
00656	Fosun International Ltd.	Hong Kong	2007/07/16
00418	Founder Holdings Ltd.	Bermuda	1995/12/21
00420	Fountain Set (Holdings) Ltd.	Hong Kong	1988/04/20
00374	Four Seas Mercantile Holdings Ltd.	Cayman Islands	1993/08/25
02038	Foxconn International Holdings Ltd.	Cayman Islands	2005/02/03
00817	Franshion Properties (China) Ltd.	Hong Kong	2007/08/17
00535	Frasers Property (China) Ltd.	Bermuda	1989/10/16
00279	Freeman Financial Corporation Ltd.	Cayman Islands	1988/05/11
01175	FU JI Food and Catering Services Holdings Ltd.	Cayman Islands	2004/12/17
00636	Fubon Bank (Hong Kong) Ltd.	Hong Kong	1993/11/08
00546	Fufeng Group Ltd.	Cayman Islands	2007/02/08
00181	Fujian Holdings Ltd.	Hong Kong	1973/02/22
00927	Fujikon Industrial Holdings Ltd.	Bermuda	2000/04/11
01041	Fulbond Holdings Ltd.	Bermuda	1996/12/27
00639	Fushan International Energy Group Ltd.	Hong Kong	1990/10/02
00465	Futong Technology Development Holdings Ltd.	Cayman Islands	2009/12/04
00703	Future Bright Holdings Ltd.	Bermuda	2002/08/15
00027	Galaxy Entertainment Group Ltd.	Hong Kong	1991/10/07
01226	Garron International Ltd.	Cayman Islands	2002/09/19
03800	GCL-Poly Energy Holdings Ltd.	Cayman Islands	2007/11/13
00175	Geely Automobile Holdings Ltd.	Cayman Islands	1973/02/23
00174	Gemini Property Investments Ltd.	Hong Kong	1988/10/05
00678	Genting Hong Kong Ltd.	Bermuda	2000/11/30
02389	Genvon Group Ltd.	Cayman Islands	2002/04/26
00064	Get Nice Holdings Ltd.	Cayman Islands	2002/06/06
00709	Giordano International Ltd.	Bermuda	1991/06/19
00809	Global Bio-chem Technology Group Co. Ltd.	Cayman Islands	2001/03/16
01007	Global Dairy Holdings Ltd.	Cayman Islands	2010/10/28
00274	Global Green Tech Group Ltd.	Cayman Islands	2000/12/18
03889	Global Sweeteners Holdings Ltd.	Cayman Islands	2007/09/20
00143	Global Tech (Holdings) Ltd.	Cayman Islands	1999/04/09
00845	Glorious Property Holdings Ltd.	Cayman Islands	2009/10/02
00393	Glorious Sun Enterprises Ltd.	Bermuda	1996/09/17
00040	Gold Peak Industries (Holdings) Ltd.	Hong Kong	1984/07/02
00172	Goldbond Group Holdings Ltd.	Hong Kong	n.a.
03308	Golden Eagle Retail Group Ltd.	Cayman Islands	2006/03/21
00801	Golden Meditech Holdings Ltd.	Cayman Islands	2001/12/28
01031	Golden Resorts Group Ltd.	Bermuda	1996/07/23
00677	Golden Resources Development International Ltd.	Bermuda	1991/01/28
00530	Goldin Financial Holdings Ltd.	Bermuda	1992/10/08
00283	Goldin Properties Holdings Ltd.	Hong Kong	n.a.
00533	Goldlion Holdings Ltd.	Hong Kong	1992/09/18
01118	Golik Holdings Ltd.	Bermuda	1994/07/15
00493	GOME Electrical Appliances Holding Ltd.	Bermuda	1992/04/15
00109	Good Fellow Resources Holdings Ltd.	Bermuda	1998/01/12
02398	Good Friend International Holdings Inc.	Cayman Islands	2006/01/11
01086	Goodbaby International Holdings Ltd.	Cayman Islands	2010/11/24
00286	G-Prop (Holdings) Ltd.	Bermuda	1990/09/07
00115	Grand Field Group Holdings Ltd.	Bermuda	n.a.
01160	Grand Investment International Ltd.	Bermuda	2004/04/02
00186	Grande Holdings Ltd., The	Bermuda	1987/07/09
00141	Great China Holdings Ltd.	Hong Kong	1973/03/07
00041	Great Eagle Holdings Ltd.	Bermuda	n.a.
03683	Great Harvest Maeta Group Holdings Ltd.	Cayman Islands	2010/10/11
02333	Great Wall Motor Co. Ltd. – H Shares	PRC	2003/12/15
00074	Great Wall Technology Co. Ltd. – H Shares	PRC	1999/08/05
00431	Greater China Holdings Ltd.	Bermuda	1992/09/16
00468	Greatview Aseptic Packaging Co. Ltd.	Cayman Islands	2010/12/09
00979	Green Energy Group Ltd.	Bermuda	1997/06/26
00582	Greenfield Chemical Holdings Ltd.	Cayman Islands	2002/04/30
01318	Greens Holdings Ltd.	Cayman Islands	2009/11/06
03900	Greentown China Holdings Ltd.	Cayman Islands	2006/07/13
01051	G-Resources Group Ltd.	Bermuda	1994/04/29
00601	Group Sense (International) Ltd.	Bermuda	1993/01/28
00270	Guangdong Investment Ltd.	Hong Kong	n.a.

## List of listed companies on Main Board (continued)

(End of 2010)

Code	Company name	Incorporation	Listing date
03399	Guangdong Nan Yue Logistics Co. Ltd. – H Shares	PRC	2005/10/26
01058	Guangdong Tannery Ltd.	Hong Kong	1996/12/16
01203	Guangnan (Holdings) Ltd.	Hong Kong	1994/12/09
00525	Guangshen Railway Co. Ltd. – H Shares	PRC	1996/05/14
02238	Guangzhou Automobile Group Co., Ltd. – H Shares	PRC	2010/08/30
00874	Guangzhou Pharmaceutical Co. Ltd. – H Shares	PRC	1997/10/30
02777	Guangzhou R&F Properties Co., Ltd. – H Shares	PRC	2005/07/14
00317	Guangzhou Shipyard International Co. Ltd. – H Shares	PRC	1993/08/06
00053	Guoco Group Ltd.	Bermuda	1983/05/03
00630	Guojin Resources Holdings Ltd.	Bermuda	1996/11/28
01788	Guotai Junan International Holdings Ltd.	Hong Kong	2010/07/08
00657	G-Vision International (Holdings) Ltd.	Bermuda	1992/10/30
01052	GZL Transport Ltd.	Bermuda	1997/01/30
01169	Haier Electronics Group Co., Ltd.	Bermuda	1997/12/23
00357	Hainan Meilan International Airport Co. Ltd. – H Shares	PRC	2002/11/18
01882	Haitian International Holdings Ltd.	Cayman Islands	2006/12/22
00665	Haitong International Securities Group Ltd.	Bermuda	1996/08/06
00870	Hang Fung Gold Technology Ltd.	Bermuda	1999/03/16
00010	Hang Lung Group Ltd.	Hong Kong	1972/10/12
00101	Hang Lung Properties Ltd.	Hong Kong	n.a.
00011	Hang Seng Bank Ltd.	Hong Kong	1972/06/20
00448	Hang Ten Group Holdings Ltd.	Bermuda	1987/10/30
00896	Hanison Construction Holdings Ltd.	Cayman Islands	2002/01/10
00667	HannStar Board International Holdings Ltd.	Cayman Islands	2006/10/06
00275	Hanny Holdings Ltd.	Bermuda	1991/12/16
00554	Hans Energy Co. Ltd.	Cayman Islands	1997/05/28
00474	Hao Tian Resources Group Ltd.	Cayman Islands	2006/06/06
01133	Harbin Power Equipment Co. Ltd. – H Shares	PRC	1994/12/16
00051	Harbour Centre Development Ltd.	Hong Kong	n.a.
00428	Harmony Asset Ltd.	Cayman Islands	1993/12/14
00097	Henderson Investment Ltd.	Hong Kong	1972/11/06
00012	Henderson Land Development Co. Ltd.	Hong Kong	1981/07/23
00197	Heng Tai Consumables Group Ltd.	Cayman Islands	2001/12/03
01044	Hengan International Group Co. Ltd.	Cayman Islands	1998/12/08
03389	Hengdeli Holdings Ltd.	Cayman Islands	2005/09/26
00169	Hengli Properties Development (Group) Ltd.	Bermuda	2002/06/04
01085	Hengxin Technology Ltd.	Singapore	2010/12/23
00859	Henry Group Holdings Ltd.	Bermuda	2000/06/15
00114	Herald Holdings Ltd.	Bermuda	n.a.
00412	Heritage International Holdings Ltd.	Bermuda	1992/04/15
00818	Hi Sun Technology (China) Ltd.	Bermuda	1997/12/22
01393	Hidili Industry International Development Ltd.	Cayman Islands	2007/09/21
00608	High Fashion International Ltd.	Bermuda	1992/08/04
00396	Hing Lee (HK) Holdings Ltd.	Bermuda	2009/06/22
00921	Hisense Kelon Electrical Holdings Co. Ltd. – H Shares	PRC	1996/07/23
00190	HKC (Holdings) Ltd.	Bermuda	1987/05/29
00248	HKC International Holdings Ltd.	Cayman Islands	2001/11/09
00480	HKR International Ltd.	Cayman Islands	1988/03/11
01087	HL Technology Group Ltd.	Cayman Islands	2010/11/16
00160	Hon Kwok Land Investment Co., Ltd.	Hong Kong	n.a.
00044	Hong Kong Aircraft Engineering Co. Ltd.	Hong Kong	n.a.
00003	Hong Kong and China Gas Co. Ltd., The	Hong Kong	n.a.
00145	Hong Kong Building and Loan Agency Ltd., The	Hong Kong	1972/07/01
00423	Hong Kong Economic Times Holdings Ltd.	Cayman Islands	2005/08/03
00987	Hong Kong Energy (Holdings) Ltd.	Cayman Islands	1994/01/27
00388	Hong Kong Exchanges and Clearing Ltd.	Hong Kong	2000/06/27
00050	Hong Kong Ferry (Holdings) Co. Ltd.	Hong Kong	n.a.
00060	Hong Kong Food Investment Holdings Ltd.	Hong Kong	1992/12/16
00207	Hong Kong Parkview Group Ltd., The	Bermuda	1973/03/06
02882	Hong Kong Resources Holdings Co. Ltd.	Bermuda	2003/06/30
01383	Hong Long Holdings Ltd.	Cayman Islands	2007/02/22
00196	Honghua Group Ltd.	Cayman Islands	2008/03/07
00045	Hongkong and Shanghai Hotels, Ltd., The	Hong Kong	n.a.
00655	Hongkong Chinese Ltd.	Bermuda	1992/10/12
00006	Hongkong Electric Holdings Ltd.	Hong Kong	n.a.
00946	Hontex International Holdings Co. Ltd.	Cayman Islands	2009/12/24
02320	Hop Fung Group Holdings Ltd.	Cayman Islands	2003/09/24
00047	Hop Hing Group Holdings Ltd.	Cayman Islands	1988/11/16
00733	Hopefluent Group Holdings Ltd.	Cayman Islands	2004/07/15
00737	Hopewell Highway Infrastructure Ltd.	Cayman Islands	2003/08/06
00054	Hopewell Holdings Ltd.	Hong Kong	1972/08/21
00754	Hopson Development Holdings Ltd.	Bermuda	1998/05/27
00005	HSBC Holdings plc	England	n.a.
00404	Hsin Chong Construction Group Ltd.	Bermuda	1991/08/14
00587	Hua Han Bio-Pharmaceutical Holdings Ltd.	Cayman Islands	2002/12/10
00969	Hua Lien International (Holding) Co. Ltd.	Cayman Islands	2000/02/02
00559	Hua Yi Copper Holdings Ltd.	Bermuda	1997/01/03
00336	Huabao International Holdings Ltd.	Bermuda	1992/01/22
01071	Huadian Power International Corporation Ltd. – H Shares	PRC	1999/06/30
00364	Huafeng Group Holdings Ltd.	Cayman Islands	2002/08/30
00902	Huaneng Power International, Inc. – H Shares	PRC	1998/01/21
01823	HUAYU Expressway Group Ltd.	Cayman Islands	2009/12/23
01280	Huiyin Household Appliances (Holdings) Co., Ltd.	Cayman Islands	2010/03/25
02626	Hunan Nonferrous Metals Corporation Ltd. – H Shares	PRC	2006/03/31
00450	Hung Hing Printing Group Ltd.	Hong Kong	1992/03/16
00704	Huscoke Resources Holdings Ltd.	Bermuda	1991/05/27

## List of listed companies on Main Board (continued)

(End of 2010)

Code	Company name	Incorporation	Listing date
00715	Hutchison Harbour Ring Ltd.	Bermuda	1991/07/05
00215	Hutchison Telecommunications Hong Kong Holdings Ltd.	Cayman Islands	2009/05/08
00013	Hutchison Whampoa Ltd.	Hong Kong	1978/01/03
01188	Hybrid Kinetic Group Ltd.	Bermuda	1995/04/06
00499	HyComm Wireless Ltd.	Bermuda	1988/07/22
00014	Hysan Development Co. Ltd.	Hong Kong	1981/09/18
00999	I.T Ltd.	Bermuda	2005/03/04
01097	i-CABLE Communications Ltd.	Hong Kong	1999/11/24
00139	iCube Technology Holdings Ltd.	Bermuda	1994/03/15
00167	IDT International Ltd.	Bermuda	1988/10/21
00585	Imagi International Holdings Ltd.	Bermuda	1997/03/10
00356	Incutech Investments Ltd.	Cayman Islands	2002/06/07
01398	Industrial and Commercial Bank of China Ltd. – H Shares	PRC	2006/10/27
00640	Infinity Chemical Holdings Co. Ltd.	Cayman Islands	2010/08/12
00596	Inspur International Ltd.	Cayman Islands	2004/04/29
00202	Interchina Holdings Co. Ltd.	Hong Kong	n.a.
01328	International Elite Ltd.	Cayman Islands	2007/10/16
01009	International Entertainment Corporation	Cayman Islands	2000/07/31
01683	International Mining Machinery Holdings Ltd.	Cayman Islands	2010/02/10
00873	International Taifeng Holdings Ltd.	Cayman Islands	2010/06/11
01833	Intime Department Store (Group) Co. Ltd.	Cayman Islands	2007/03/20
00982	iOne Holdings Ltd.	Bermuda	2008/07/14
00929	IPE Group Ltd.	Cayman Islands	2004/11/01
01029	IRC Ltd.	Hong Kong	2010/10/21
00438	IRICO Group Electronics Co. Ltd. – H Shares	PRC	2004/12/20
00372	ITC Corporation Ltd.	Bermuda	1992/02/13
00199	ITC Properties Group Ltd.	Bermuda	1994/03/18
00776	JF Household Furnishings Ltd.	Cayman Islands	2005/10/13
00602	Jiahua Stores Holdings Ltd.	Cayman Islands	2007/05/21
00177	Jiangsu Expressway Co. Ltd. – H Shares	PRC	1997/06/27
00358	Jiangxi Copper Co. Ltd. – H Shares	PRC	1997/06/12
00549	Jilin Qifeng Chemical Fiber Co., Ltd. – H Shares	PRC	2006/06/21
00350	Jingwei Textile Machinery Co. Ltd. – H Shares	PRC	1996/02/02
00872	Jinheng Automotive Safety Technology Holdings Ltd.	Cayman Islands	2004/12/09
00137	Jinhui Holdings Co. Ltd.	Hong Kong	1991/12/06
00908	Jiuzhou Development Co. Ltd.	Bermuda	1998/05/26
02327	Jiwa Bio-Pharm Holdings Ltd.	Bermuda	2003/10/14
00472	JLF Investment Co. Ltd.	Bermuda	1988/01/29
00179	Johnson Electric Holdings Ltd.	Bermuda	1984/07/11
02028	Jolimark Holdings Ltd.	Cayman Islands	2005/06/29
00647	Joyce Boutique Holdings Ltd.	Bermuda	1990/10/16
03336	Ju Teng International Holdings Ltd.	Cayman Islands	2005/11/03
00758	Junefield Department Store Group Ltd.	Bermuda	1999/12/03
03303	Jutal Offshore Oil Services Ltd.	Cayman Islands	2006/09/21
00675	K & P International Holdings Ltd.	Bermuda	1997/01/02
00173	K. Wah International Holdings Ltd.	Bermuda	1987/02/06
00605	K.P.I. Co. Ltd.	Hong Kong	1993/04/07
00822	Ka Shui International Holdings Ltd.	Cayman Islands	2007/06/27
00180	Kader Holdings Co. Ltd.	Bermuda	1985/05/24
01215	Kai Yuan Holdings Ltd.	Bermuda	1997/01/17
01638	Kaisa Group Holdings Ltd.	Cayman Islands	2009/12/09
02307	Kam Hing International Holdings Ltd.	Cayman Islands	2004/09/23
01059	Kantone Holdings Ltd.	Cayman Islands	1997/01/23
01159	Karce International Holdings Co. Ltd.	Bermuda	1998/03/13
00007	Karl Thomson Holdings Ltd.	Bermuda	2000/09/08
01050	Karrie International Holdings Ltd.	Bermuda	1996/12/16
00496	Kasen International Holdings Ltd.	Cayman Islands	2005/10/20
00184	Keck Seng Investments (Hong Kong) Ltd.	Hong Kong	1973/02/24
00464	Kenford Group Holdings Ltd.	Cayman Islands	2005/06/16
00683	Kerry Properties Ltd.	Bermuda	1996/08/05
00638	Kin Yat Holdings Ltd.	Bermuda	1997/05/01
00280	King Fook Holdings Ltd.	Hong Kong	1988/03/28
00663	King Stone Energy Group Ltd.	Hong Kong	1990/11/30
00148	Kingboard Chemical Holdings Ltd.	Cayman Islands	1993/10/08
01888	Kingboard Laminates Holdings Ltd.	Cayman Islands	2006/12/07
00268	Kingdee International Software Group Co. Ltd.	Cayman Islands	2005/07/20
00528	Kingdom Holdings Ltd.	Cayman Islands	2006/12/12
01170	Kingmaker Footwear Holdings Ltd.	Bermuda	1994/09/29
03888	Kingsoft Corporation Ltd.	Cayman Islands	2007/10/09
00124	Kingway Brewery Holdings Ltd.	Bermuda	1997/08/08
01195	Kingwell Group Ltd.	Cayman Islands	2003/01/20
01110	Kingworld Medicines Group Ltd.	Cayman Islands	2010/11/25
01201	Kith Holdings Ltd.	Bermuda	1998/06/23
00381	Kiu Hung Energy Holdings Ltd.	Cayman Islands	2001/01/22
00827	Ko Yo Ecological Agrotech (Group) Ltd.	Cayman Islands	2003/07/10
00295	Kong Sun Holdings Ltd.	Hong Kong	1970/11/28
02266	Kosmopolito Hotels International Ltd.	Cayman Islands	2010/10/11
00034	Kowloon Development Co. Ltd.	Hong Kong	1995/07/04
00645	KTP Holdings Ltd.	Bermuda	1993/12/22
00135	Kunlun Energy Co. Ltd.	Bermuda	1973/03/13
02310	Kwang Sung Electronics H.K. Co. Ltd.	Hong Kong	2003/07/04
01813	KWG Property Holding Ltd.	Cayman Islands	2007/07/03
00306	Kwoon Chung Bus Holdings Ltd.	Bermuda	1996/09/25
00558	L.K. Technology Holdings Ltd.	Cayman Islands	2006/10/16
01125	Lai Fung Holdings Ltd.	Cayman Islands	1997/11/28
00488	Lai Sun Development Co. Ltd.	Hong Kong	1988/03/11

## List of listed companies on Main Board (continued)

(End of 2010)

Code	Company name	Incorporation	Listing date
00191	Lai Sun Garment (International) Ltd.	Hong Kong	1987/12/03
00411	Lam Soon (Hong Kong) Ltd.	Hong Kong	1972/10/31
00503	Lansen Pharmaceutical Holdings Ltd.	Cayman Islands	2010/05/07
00738	Le Saunda Holdings Ltd.	Bermuda	1992/12/11
00746	Lee & Man Holding Ltd.	Cayman Islands	2002/01/16
02314	Lee & Man Paper Manufacturing Ltd.	Cayman Islands	2003/09/26
00068	Lee Hing Development Ltd.	Hong Kong	1972/11/09
00637	Lee Kee Holdings Ltd.	Cayman Islands	2006/10/04
00387	Leeport (Holdings) Ltd.	Bermuda	2003/07/10
00950	Lee's Pharmaceutical Holdings Ltd.	Cayman Islands	2002/07/15
00992	Lenovo Group Ltd.	Hong Kong	1994/02/14
00842	Leoch International Technology Ltd.	Cayman Islands	2010/11/16
01225	Lerado Group (Holding) Co. Ltd.	Bermuda	1998/12/18
00494	Li & Fung Ltd.	Bermuda	1992/07/01
02331	Li Ning Co. Ltd.	Cayman Islands	2004/06/28
00980	Lianhua Supermarket Holdings Co Ltd – H Shares	PRC	2003/06/27
01212	Lifestyle International Holdings Ltd.	Cayman Islands	2004/04/15
02005	Lijun International Pharmaceutical (Holding) Co. Ltd.	Cayman Islands	2005/12/20
03330	Lingbao Gold Co. Ltd. – H Shares	PRC	2006/01/12
00915	Linmark Group Ltd.	Bermuda	2002/05/10
00156	Lippo China Resources Ltd.	Hong Kong	n.a.
00226	Lippo Ltd.	Hong Kong	n.a.
00526	Lisi Group (Holdings) Ltd.	Bermuda	1995/10/11
00968	Little Sheep Group Ltd.	Cayman Islands	2008/06/12
00194	Liu Chong Hing Investment Ltd.	Hong Kong	1972/11/13
00973	L'Occitane International S.A.	Luxembourg	2010/05/07
00960	Longfor Properties Co. Ltd.	Cayman Islands	2009/11/19
02898	Longrun Tea Group Co. Ltd.	Cayman Islands	2002/09/05
03339	Lonking Holdings Ltd.	Cayman Islands	2005/11/17
00309	Lo's Enviro-Pro Holdings Ltd.	Cayman Islands	2003/07/25
00988	Loudong General Nice Resources (China) Holdings Ltd.	Bermuda	1994/01/21
00311	Luen Thai Holdings Ltd.	Cayman Islands	2004/07/15
00590	Luk Fook Holdings (International) Ltd.	Bermuda	1997/05/06
00366	Luks Group (Vietnam Holdings) Co., Ltd.	Bermuda	1987/01/07
00067	Lumena Resources Corp.	Cayman Islands	2009/06/16
00348	Lung Cheong International Holdings Ltd.	Cayman Islands	1997/09/30
00255	Lung Kee (Bermuda) Holdings Ltd.	Bermuda	1993/03/05
01108	Luoyang Glass Co. Ltd. – H Shares	PRC	1994/07/08
00323	Maanshan Iron & Steel Co. Ltd. – H Shares	PRC	1993/11/03
02362	Macau Investment Holdings Ltd.	Cayman Islands	2003/10/27
00231	Madex International (Holdings) Ltd.	Bermuda	n.a.
01633	Magic Holdings International Ltd.	Cayman Islands	2010/09/24
00201	Magnificent Estates Ltd.	Hong Kong	1972/11/17
01100	Mainland Headwear Holdings Ltd.	Bermuda	2000/12/13
00938	Man Sang International Ltd.	Bermuda	1997/09/26
01999	Man Wah Holdings Ltd.	Bermuda	2010/04/09
00894	Man Yue International Holdings Ltd.	Bermuda	1997/03/05
00936	Manta Holdings Co. Ltd.	Cayman Islands	2010/07/19
00945	Manulife Financial Corporation	Canada	1999/09/27
00848	Maoye International Holdings Ltd.	Cayman Islands	2008/05/05
00136	Mascotte Holdings Ltd.	Bermuda	1997/09/25
00905	Mastermind Capital Ltd.	Cayman Islands	1998/07/17
01005	Matrix Holdings Ltd.	Bermuda	1994/02/18
01116	Mayer Holdings Ltd.	Cayman Islands	2004/06/21
00419	Media China Corporation Ltd.	Cayman Islands	1987/07/08
00685	Media Chinese International Ltd.	Bermuda	1991/03/22
00391	Mei Ah Entertainment Group Ltd.	Bermuda	1993/10/18
00953	Meike International Holdings Ltd.	Cayman Islands	2010/02/01
00158	Melbourne Enterprises Ltd.	Hong Kong	1972/08/29
00200	Melco International Development Ltd.	Hong Kong	n.a.
01618	Metallurgical Corporation of China Ltd. – H Shares	PRC	2009/09/24
00022	Mexan Ltd.	Bermuda	1972/12/14
00853	MicroPort Scientific Corporation	Cayman Islands	2010/09/24
01021	Midas Holdings Ltd.	Singapore	2010/10/06
01172	Midas International Holdings Ltd.	Cayman Islands	1996/06/12
01200	Midland Holdings Ltd.	Bermuda	1995/06/08
00459	Midland IC&I Ltd.	Cayman Islands	2001/03/15
01555	MIE Holdings Corporation	Cayman Islands	2010/12/14
00222	Min Xin Holdings Ltd.	Hong Kong	1982/06/28
03828	Ming Fai International Holdings Ltd.	Cayman Islands	2007/11/02
00860	Ming Fung Jewellery Group Ltd.	Cayman Islands	2002/09/03
00846	Mingfa Group (International) Co. Ltd.	Cayman Islands	2009/11/13
00233	Mingyuan Medicare Development Co. Ltd.	Bermuda	1986/03/19
00230	Minmetals Land Ltd.	Bermuda	1991/12/20
01208	Minmetals Resources Ltd.	Hong Kong	1994/12/15
00425	Minth Group Ltd.	Cayman Islands	2005/12/01
00071	Miramar Hotel & Investment Co. Ltd.	Hong Kong	n.a.
02358	Mitsumaru East Kit (Holdings) Ltd.	Cayman Islands	2004/07/15
00947	MOBI Development Co., Ltd.	Cayman Islands	2009/12/17
01213	Mobicon Group Ltd.	Bermuda	2001/05/07
00919	Modern Beauty Salon Holdings Ltd.	Cayman Islands	2006/02/09
00072	Modern Media Holdings Ltd.	Cayman Islands	2009/09/09
00130	Moiselle International Holdings Ltd.	Cayman Islands	2002/02/11
00276	Mongolia Energy Corporation Ltd.	Bermuda	1972/08/23
00402	Mongolia Investment Group Ltd.	Cayman Islands	2006/03/14
00975	Mongolian Mining Corporation	Cayman Islands	2010/10/13

## List of listed companies on Main Board (continued)

(End of 2010)

Code	Company name	Incorporation	Listing date
00542	Morning Star Resources Ltd.	Cayman Islands	1989/11/23
00066	MTR Corporation Ltd.	Hong Kong	2000/10/05
00898	Multifield International Holdings Ltd.	Bermuda	1998/07/31
03918	NagaCorp Ltd.	Cayman Islands	2006/10/19
00986	Nam Hing Holdings Ltd.	Bermuda	1994/02/02
00680	Nan Hai Corporation Ltd.	Bermuda	1991/02/13
00553	Nanjing Panda Electronics Co. Ltd. – H Shares	PRC	1996/05/02
01708	Nanjing Sample Technology Co. Ltd. – H Shares	PRC	2004/06/09
00212	Nanyang Holdings Ltd.	Bermuda	1954/09/15
00213	National Electronics Holdings Ltd.	Bermuda	1985/02/04
01227	National Investments Fund Ltd.	Cayman Islands	2002/09/27
00157	Natural Beauty Bio-Technology Ltd.	Cayman Islands	2002/03/28
00462	Natural Dairy (NZ) Holdings Ltd.	Cayman Islands	2005/06/10
01868	Neo-Neon Holdings Ltd.	Cayman Islands	2006/12/15
00070	Neptune Group Ltd.	Hong Kong	n.a.
00777	NetDragon Websoft Inc.	Cayman Islands	2008/06/24
01062	New Capital International Investment Ltd.	Cayman Islands	1994/05/10
00234	New Century Group Hong Kong Ltd.	Bermuda	1972/11/24
00456	New City (China) Development Ltd.	Cayman Islands	1993/07/14
03989	New Environmental Energy Holdings Ltd.	Cayman Islands	2006/07/13
00360	New Focus Auto Tech Holdings Ltd.	Cayman Islands	2005/02/28
00095	New Heritage Holdings Ltd.	Cayman Islands	2005/12/02
00377	New Island Printing Holdings Ltd.	Bermuda	1993/04/19
00708	New Media Group Holdings Ltd.	Hong Kong	2008/02/12
00091	New Smart Energy Group Ltd.	Hong Kong	1981/06/29
00166	New Times Energy Corporation Ltd.	Bermuda	1998/10/13
00917	New World China Land Ltd.	Cayman Islands	1999/07/16
00825	New World Department Store China Ltd.	Cayman Islands	2007/07/12
00017	New World Development Co. Ltd.	Hong Kong	1972/11/23
00055	Newway Group Holdings Ltd.	Bermuda	1992/09/10
00342	NewOcean Energy Holdings Ltd.	Bermuda	1993/03/03
00282	Next Media Ltd.	Hong Kong	n.a.
01047	Ngai Hing Hong Co. Ltd.	Bermuda	1994/04/25
00332	Ngai Lik Industrial Holdings Ltd.	Bermuda	1992/09/25
02689	Nine Dragons Paper (Holdings) Ltd.	Bermuda	2006/03/03
00475	Noble Jewelry Holdings Ltd.	Cayman Islands	2007/04/17
02339	Norstar Founders Group Ltd.	Cayman Islands	2003/10/10
00061	North Asia Resources Holdings Ltd.	Bermuda	1999/07/06
00433	North Mining Shares Co. Ltd.	Bermuda	n.a.
00042	Northeast Electric Development Co. Ltd. – H Shares	PRC	1995/07/06
01048	Novo Group Ltd.	Singapore	2010/12/06
02222	NVC Lighting Holding Ltd.	Cayman Islands	2010/05/20
00659	NWS Holdings Ltd.	Bermuda	1997/04/25
01220	Ocean Grand Holdings Ltd.	Bermuda	1997/09/23
00094	Omicorp Ltd.	Bermuda	1988/06/21
00426	One Media Group Ltd.	Cayman Islands	2005/10/18
00877	O-Net Communications (Group) Ltd.	Cayman Islands	2010/04/29
01140	OP Financial Investments Ltd.	Cayman Islands	2003/03/20
00810	Opes Asia Development Ltd.	Bermuda	2002/02/28
01132	Orange Sky Golden Harvest Entertainment (Holdings) Ltd.	Bermuda	1994/11/23
00316	Orient Overseas (International) Ltd.	Bermuda	1992/07/31
00430	Oriental Explorer Holdings Ltd.	Bermuda	1993/03/30
00996	Oriental Ginza Holdings Ltd.	Bermuda	1994/02/17
00018	Oriental Press Group Ltd.	Hong Kong	1987/08/18
00398	Oriental Watch Holdings Ltd.	Bermuda	1993/10/12
03366	Overseas Chinese Town (Asia) Holdings Ltd.	Cayman Islands	2005/11/02
01174	Pacific Andes International Holdings Ltd.	Bermuda	1994/10/03
02343	Pacific Basin Shipping Ltd.	Bermuda	2004/07/14
00432	Pacific Century Premium Development Ltd.	Bermuda	1993/09/20
00543	Pacific Online Ltd.	Cayman Islands	2007/12/18
00767	Pacific Plywood Holdings Ltd.	Bermuda	1995/11/20
01382	Pacific Textiles Holdings Ltd.	Cayman Islands	2007/05/18
01010	PacMOS Technologies Holdings Ltd.	Bermuda	1994/02/18
00239	Pak Fah Yeow International Ltd.	Bermuda	1991/12/18
02668	Pak Tak International Ltd.	Bermuda	2001/12/06
00495	Paladin Ltd.	Bermuda	1988/07/20
00617	Paliburg Holdings Ltd.	Bermuda	1993/12/17
00556	Pan Asia Environmental Protection Group Ltd.	Cayman Islands	2007/12/21
00502	Pan Sino International Holding Ltd.	Cayman Islands	2006/03/01
01180	Paradise Entertainment Ltd.	Bermuda	1997/01/20
03368	Parkson Retail Group Ltd.	Cayman Islands	2005/11/30
00577	Paul Y. Engineering Group Ltd.	Bermuda	1996/04/25
00327	PAX Global Technology Ltd.	Bermuda	2010/12/20
00008	PCCW Ltd.	Hong Kong	1994/10/18
00331	PCD Stores (Group) Ltd.	Cayman Islands	2009/12/15
00304	Peace Mark (Holdings) Ltd.	Bermuda	1993/02/18
01968	Peak Sport Products Co., Ltd.	Cayman Islands	2009/09/29
00632	Pearl Oriental Innovation Ltd.	Bermuda	1993/04/30
01187	Pearl River Tyre (Holdings) Ltd.	Bermuda	1999/06/08
00676	Pegasus International Holdings Ltd.	Bermuda	1996/10/11
00725	Perennial International Ltd.	Bermuda	1996/12/30
00765	Perfectech International Holdings Ltd.	Bermuda	1992/10/23
00850	PetroAsian Energy Holdings Ltd.	Cayman Islands	2002/11/13
00857	PetroChina Co. Ltd. – H Shares	PRC	2000/04/07
02008	Phoenix Satellite Television Holdings Ltd.	Cayman Islands	2000/06/30
02328	PICC Property and Casualty Co. Ltd. – H Shares	PRC	2003/11/06

## List of listed companies on Main Board (continued)

(End of 2010)

Code	Company name	Incorporation	Listing date
00752	Pico Far East Holdings Ltd.	Cayman Islands	1992/09/28
01079	Pine Technology Holdings Ltd.	Bermuda	1999/11/26
02318	Ping An Insurance (Group) Co. of China Ltd. – H Shares	PRC	2004/06/24
00224	Pioneer Global Group Ltd.	Bermuda	n.a.
00635	Playmates Holdings Ltd.	Bermuda	1994/01/06
00869	Playmates Toys Ltd.	Bermuda	2008/02/01
00379	PME Group Ltd.	Cayman Islands	2002/11/13
00221	PNG Resources Holdings Ltd.	Cayman Islands	2002/11/07
00225	Pokfulam Development Co. Ltd.	Hong Kong	1972/12/19
00119	Poly (Hong Kong) Investments Ltd.	Hong Kong	1973/08/30
00208	Polytec Asset Holdings Ltd.	Cayman Islands	1998/09/09
00589	Ports Design Ltd.	Bermuda	2003/10/31
03813	Pou Sheng International (Holdings) Ltd.	Bermuda	2008/06/06
01238	Powerlong Real Estate Holdings Ltd.	Cayman Islands	2009/10/14
00803	Prosperity International Holdings (H.K.) Ltd.	Bermuda	2001/08/02
00310	Prosperity Investment Holdings Ltd.	Bermuda	1992/12/21
00334	Proview International Holdings Ltd.	Bermuda	1997/06/18
02378	Prudential plc	England	2010/05/25
00626	Public Financial Holdings Ltd.	Bermuda	1991/10/03
00498	PYI Corporation Ltd.	Bermuda	1993/09/21
00516	Pyxis Group Ltd.	Bermuda	1992/09/03
02366	Qin Jia Yuan Media Services Co. Ltd.	Cayman Islands	2004/06/30
01122	Qingling Motors Co. Ltd. – H Shares	PRC	1994/08/17
00243	QPL International Holdings Ltd.	Bermuda	1987/01/20
00952	Quam Ltd.	Bermuda	1997/09/24
03868	Qunxing Paper Holdings Co. Ltd.	Cayman Islands	2007/10/02
00901	Radford Capital Investment Ltd.	Cayman Islands	2002/02/28
00033	Rainbow Brothers Holdings Ltd.	Cayman Islands	2007/11/19
00229	Raymond Industrial Ltd.	Hong Kong	1984/11/22
00802	RCG Holdings Ltd.	Bermuda	2009/02/10
00246	Real Gold Mining Ltd.	Cayman Islands	2009/02/23
00550	Recruit Holdings Ltd.	Bermuda	2007/07/23
00078	Regal Hotels International Holdings Ltd.	Bermuda	n.a.
01997	Regent Manner International Holdings Ltd.	Cayman Islands	2007/07/10
00575	Regent Pacific Group Ltd.	Cayman Islands	1997/05/19
01387	Renhe Commercial Holdings Co. Ltd.	Cayman Islands	2008/10/22
00555	REXLot Holdings Ltd.	Bermuda	2000/09/28
00183	Richfield Group Holdings Ltd.	Cayman Islands	2007/09/05
00313	Richly Field China Development Ltd.	Bermuda	1993/01/05
01004	Rising Development Holdings Ltd.	Bermuda	1997/10/09
00281	Rivera (Holdings) Ltd.	Hong Kong	1973/01/23
01098	Road King Infrastructure Ltd.	Bermuda	1996/07/04
00888	RoadShow Holdings Ltd.	Bermuda	2001/06/28
01189	Rosedale Hotel Holdings Ltd.	Bermuda	1997/10/06
01198	Royale Furniture Holdings Ltd.	Cayman Islands	2002/05/15
02010	Ruinian International Ltd.	Cayman Islands	2010/02/19
00251	S E A Holdings Ltd.	Bermuda	1973/10/03
01184	S.A.S. Dragon Holdings Ltd.	Bermuda	1994/10/17
00178	Sa Sa International Holdings Ltd.	Cayman Islands	1997/06/13
00237	Safety Godown Co. Ltd.	Hong Kong	1973/01/09
02322	Sam Woo Holdings Ltd.	Bermuda	2003/04/09
00451	Same Time Holdings Ltd.	Bermuda	1992/03/25
03938	Samling Global Ltd.	Bermuda	2007/03/07
00531	Samson Holding Ltd.	Cayman Islands	2005/11/17
00731	Samson Paper Holdings Ltd.	Bermuda	1995/12/01
00236	San Miguel Brewery Hong Kong Ltd.	Hong Kong	n.a.
00482	Sandmartin International Holdings Ltd.	Bermuda	2005/05/12
01928	Sands China Ltd.	Cayman Islands	2009/11/30
00631	Sany Heavy Equipment International Holdings Co. Ltd.	Cayman Islands	2009/11/25
01768	Sateri Holdings Ltd.	Bermuda	2010/12/08
00955	Schramm Holding AG	Germany	2009/12/29
00583	SCMP Group Ltd.	Bermuda	1990/06/29
01399	Scud Group Ltd.	Cayman Islands	2006/12/21
00491	See Corporation Ltd.	Bermuda	1992/06/10
00205	SEEC Media Group Ltd.	Cayman Islands	1993/01/05
00981	Semiconductor Manufacturing International Corporation	Cayman Islands	2004/03/18
00209	Sewco International Holdings Ltd.	Bermuda	2002/03/06
01812	Shandong Chenming Paper Holdings Ltd. – H Shares	PRC	2008/06/18
00568	Shandong Molong Petroleum Machinery Co. Ltd. – H Shares	PRC	2007/02/07
01066	Shandong Weigao Group Medical Polymer Co. Ltd. – H Shares	PRC	2004/02/27
00719	Shandong Xinhua Pharmaceutical Co. Ltd. – H Shares	PRC	1996/12/31
02727	Shanghai Electric Group Co. Ltd. – H Shares	PRC	2005/04/28
02337	Shanghai Forte Land Co. Ltd. – H Shares	PRC	2004/02/06
00363	Shanghai Industrial Holdings Ltd.	Hong Kong	1996/05/30
00563	Shanghai Industrial Urban Development Group Ltd.	Bermuda	1993/09/10
00770	Shanghai International Shanghai Growth Investment Ltd.	Cayman Islands	1993/11/30
02006	Shanghai Jin Jiang Int'l Hotels (Group) Co. Ltd. – H Shares	PRC	2006/12/15
02345	Shanghai Prime Machinery Co. Ltd. – H Shares	PRC	2006/04/27
00755	Shanghai Zendai Property Ltd.	Bermuda	1992/10/27
00069	Shangri-La Asia Ltd.	Bermuda	1993/06/17
00851	Sheng Yuan Holdings Ltd.	Bermuda	1998/12/02
01080	Shengli Oil & Gas Pipe Holdings Ltd.	Cayman Islands	2009/12/18
00829	Shenguan Holdings (Group) Ltd.	Cayman Islands	2009/10/13
00300	Shenji Group Kunming Machine Tool Co. Ltd. – H Shares	PRC	1993/12/07
00747	Shenyang Public Utility Holdings Co. Ltd. – H Shares	PRC	1999/12/16
00218	Shenyin Wanguo (H.K.) Ltd.	Hong Kong	n.a.



## List of listed companies on Main Board (continued)

(End of 2010)

Code	Company name	Incorporation	Listing date
00895	Shenzhen Dongjiang Environmental Co. Ltd. – H Shares	PRC	2003/01/29
00548	Shenzhen Expressway Co. Ltd. – H Shares	PRC	1997/03/12
00106	Shenzhen High-Tech Holdings Ltd.	Bermuda	1986/03/24
00152	Shenzhen International Holdings Ltd.	Bermuda	1972/09/25
00604	Shenzhen Investment Ltd.	Hong Kong	1997/03/07
02313	Shenzhou International Group Holdings Ltd.	Cayman Islands	2005/11/24
01831	ShiFang Holding Ltd.	Cayman Islands	2010/12/03
00813	Shimao Property Holdings Ltd.	Cayman Islands	2006/07/05
02728	Shinhint Acoustic Link Holdings Ltd.	Cayman Islands	2005/07/14
00312	Shirble Department Store Holdings (China) Ltd.	Cayman Islands	2010/11/17
00666	SHK Hong Kong Industries Ltd.	Hong Kong	1990/12/21
00103	Shougang Concord Century Holdings Ltd.	Hong Kong	1992/04/09
00730	Shougang Concord Grand (Group) Ltd.	Bermuda	1991/08/08
00697	Shougang Concord International Enterprises Co. Ltd.	Hong Kong	1991/04/30
00521	Shougang Concord Technology Holdings Ltd.	Hong Kong	1988/12/23
00983	Shui On Construction and Materials Ltd.	Bermuda	1997/02/03
00272	Shui On Land Ltd.	Cayman Islands	2006/10/04
00650	Shun Cheong Holdings Ltd.	Bermuda	1992/10/07
00253	Shun Ho Resources Holdings Ltd.	Hong Kong	n.a.
00219	Shun Ho Technology Holdings Ltd.	Hong Kong	1973/05/10
00242	Shun Tak Holdings Ltd.	Hong Kong	1973/01/25
01142	Siberian Mining Group Co. Ltd.	Cayman Islands	2002/11/08
00107	Sichuan Expressway Co. Ltd. – H Shares	PRC	1997/10/07
00460	Sihuan Pharmaceutical Holdings Group Ltd.	Bermuda	2010/10/28
01863	Sijia Group Co. Ltd.	Cayman Islands	2010/04/29
00886	Silver Base Group Holdings Ltd.	Cayman Islands	2009/04/08
00171	Silver Grant International Industries Ltd.	Hong Kong	n.a.
02000	SIM Technology Group Ltd.	Bermuda	2005/06/30
00993	Simsen International Corporation Ltd.	Bermuda	1994/02/16
00244	Sincere Co. Ltd., The	Hong Kong	n.a.
00444	Sincere Watch (Hong Kong) Ltd.	Cayman Islands	2005/10/17
01105	Sing Tao News Corporation Ltd.	Bermuda	1996/07/10
00716	Singamas Container Holdings Ltd.	Hong Kong	1993/07/08
01177	Sino Biopharmaceutical Ltd.	Cayman Islands	2003/12/08
00395	Sino Dragon New Energy Holdings Ltd.	Cayman Islands	2002/10/28
00260	Sino Gas Group Ltd.	Hong Kong	n.a.
00361	Sino Golf Holdings Ltd.	Bermuda	2000/12/20
01221	Sino Hotels (Holdings) Ltd.	Cayman Islands	1995/03/08
00083	Sino Land Co. Ltd.	Hong Kong	1981/04/08
00702	Sino Oil and Gas Holdings Ltd.	Bermuda	2000/02/09
00766	Sino Prosper State Gold Resources Holdings Ltd.	Cayman Islands	2002/05/15
00223	Sino Resources Group Ltd.	Cayman Islands	2002/04/10
00346	Sino Union Energy Investment Group Ltd.	Bermuda	2001/04/19
00299	SinoCom Software Group Ltd.	Cayman Islands	2004/04/30
00476	Sinocop Resources (Holdings) Ltd.	Bermuda	1996/05/24
00297	Sinofert Holdings Ltd.	Bermuda	1996/09/30
00250	Sino-i Technology Ltd.	Hong Kong	n.a.
01168	Sinolink Worldwide Holdings Ltd.	Bermuda	1998/06/08
00623	SinoMedia Holding Ltd.	Hong Kong	2008/07/08
03377	Sino-Ocean Land Holdings Ltd.	Hong Kong	2007/09/28
00934	Sinopec Kantons Holdings Ltd.	Bermuda	1999/06/25
00338	Sinopec Shanghai Petrochemical Co. Ltd. – H Shares	PRC	1993/07/26
01033	Sinopec Yizheng Chemical Fibre Co. Ltd. – H Shares	PRC	1994/03/29
01099	Sinopharm Group Co. Ltd. – H Shares	PRC	2009/09/23
01020	Sinoref Holdings Ltd.	Cayman Islands	2010/07/07
00724	Sino-Tech International Holdings Ltd.	Bermuda	2000/07/03
00598	Sinotrans Ltd. – H Shares	PRC	2003/02/13
00368	Sinotrans Shipping Ltd.	Hong Kong	2007/11/23
03808	Sinotruk (Hong Kong) Ltd.	Hong Kong	2007/11/28
00529	SjS International Holdings Ltd.	Bermuda	1992/08/18
01308	SITC International Holdings Co. Ltd.	Cayman Islands	2010/10/06
00880	SJM Holdings Ltd.	Hong Kong	2008/07/16
00059	Skyfame Realty (Holdings) Ltd.	Bermuda	1993/11/16
00751	Skyworth Digital Holdings Ltd.	Bermuda	2000/04/07
02700	Smart Union Group (Holdings) Ltd.	Cayman Islands	2006/09/29
00315	SmarTone Telecommunications Holdings Ltd.	Bermuda	1996/10/31
00198	SMI Corporation Ltd.	Bermuda	1973/02/07
00410	SOHO China Ltd.	Cayman Islands	2007/10/08
00757	Solargiga Energy Holdings Ltd.	Cayman Islands	2008/03/31
01166	Solartech International Holdings Ltd.	Bermuda	1996/12/12
02878	Solomon Systech (International) Ltd.	Cayman Islands	2004/04/08
00967	Sound Global Ltd.	Singapore	2010/09/30
00878	Soundwill Holdings Ltd.	Bermuda	1997/03/21
00413	South China (China) Ltd.	Cayman Islands	1987/06/16
00619	South China Financial Holdings Ltd.	Hong Kong	1993/07/16
00265	South China Holdings Ltd.	Cayman Islands	n.a.
00726	South East Group Ltd.	Bermuda	1991/07/25
00076	South Sea Petroleum Holdings Ltd.	Hong Kong	1984/09/24
00252	Southeast Asia Properties & Finance Ltd.	Hong Kong	n.a.
01878	SouthGobi Resources Ltd.	Canada	2010/01/29
00970	Sparkle Roll Group Ltd.	Bermuda	1997/09/18
00337	SPG Land (Holdings) Ltd.	Cayman Islands	2006/10/10
01700	Springland International Holdings Ltd.	Cayman Islands	2010/10/21
01207	SRE Group Ltd.	Bermuda	1999/12/10
02888	Standard Chartered PLC	England	2002/10/31
00485	Starlight International Holdings Ltd.	Bermuda	1988/04/12

## List of listed companies on Main Board (continued)

(End of 2010)

Code	Company name	Incorporation	Listing date
00403	Starlite Holdings Ltd.	Bermuda	1993/03/03
01836	Stella International Holdings Ltd.	Cayman Islands	2007/07/06
00084	Stelux Holdings International Ltd.	Bermuda	1972/10/02
00852	Strong Petrochemical Holdings Ltd.	Cayman Islands	2009/01/12
00211	Styland Holdings Ltd.	Bermuda	1991/12/05
00487	Success Universe Group Ltd.	Bermuda	1988/05/03
00912	Suga International Holdings Ltd.	Bermuda	2002/09/18
00365	Sun East Technology (Holdings) Ltd.	Bermuda	2000/10/16
00125	Sun Hing Vision Group Holdings Ltd.	Bermuda	1999/05/25
00086	Sun Hung Kai & Co. Ltd.	Hong Kong	1983/10/03
00016	Sun Hung Kai Properties Ltd.	Hong Kong	1972/09/08
00547	Sun Innovation Holdings Ltd.	Bermuda	1992/07/06
00580	Sun.King Power Electronics Group Ltd.	Cayman Islands	2010/10/13
01918	Sunac China Holdings Ltd.	Cayman Islands	2010/10/07
01063	SunCorp Technologies Ltd.	Bermuda	1994/05/10
02288	Sundart International Holdings Ltd.	Cayman Islands	2009/08/21
02336	Sunlink International Holdings Ltd.	Cayman Islands	2003/03/03
02382	Sunny Optical Technology (Group) Co. Ltd.	Cayman Islands	2007/06/15
00058	Sunway International Holdings Ltd.	Bermuda	1999/09/03
01228	Superb Summit International Timber Co. Ltd.	Cayman Islands	2001/09/18
00723	Sustainable Forest Holdings Ltd.	Bermuda	1991/07/18
00188	SW Kingsway Capital Holdings Ltd.	Bermuda	2000/09/15
00019	Swire Pacific Ltd.	Hong Kong	n.a.
01223	Symphony Holdings Ltd.	Bermuda	1995/03/01
02340	Synergis Holdings Ltd.	Bermuda	2003/10/09
01991	Ta Yang Group Holdings Ltd.	Cayman Islands	2007/06/08
00928	Tack Fat Group International Ltd.	Cayman Islands	2002/04/29
00611	Tack Hsin Holdings Ltd.	Bermuda	1993/02/12
00088	Tai Cheung Holdings Ltd.	Bermuda	1972/12/11
00146	Tai Ping Carpets International Ltd.	Bermuda	n.a.
00089	Tai Sang Land Development Ltd.	Hong Kong	1973/02/21
01808	Tai-I International Holdings Ltd.	Cayman Islands	2007/01/11
00126	Tak Sing Alliance Holdings Ltd.	Bermuda	1991/11/01
00918	Takson Holdings Ltd.	Bermuda	1997/10/15
00693	Tan Chong International Ltd.	Bermuda	1998/07/07
00812	Tanrich Financial Holdings Ltd.	Bermuda	2002/01/30
00573	Tao Heung Holdings Ltd.	Cayman Islands	2007/06/29
00515	TC Interconnect Holdings Ltd.	Cayman Islands	2006/06/23
01136	TCC International Holdings Ltd.	Cayman Islands	1997/10/06
02618	TCL Communication Technology Holdings Ltd.	Cayman Islands	2004/09/27
01070	TCL Multimedia Technology Holdings Ltd.	Cayman Islands	1999/11/26
03823	Tech Pro Technology Development Ltd.	Cayman Islands	2007/09/06
00669	Techtronic Industries Co. Ltd.	Hong Kong	1990/12/17
00511	Television Broadcasts Ltd.	Hong Kong	1988/11/23
00204	Temujin International Investments Ltd.	Cayman Islands	2000/12/12
00700	Tencent Holdings Ltd.	Cayman Islands	2004/06/16
00093	Termbray Industries International (Holdings) Ltd.	Bermuda	1991/10/23
00277	Tern Properties Co. Ltd.	Hong Kong	n.a.
02678	Texhong Textile Group Ltd.	Cayman Islands	2004/12/09
00321	Texwinca Holdings Ltd.	Bermuda	1992/08/06
00990	Theme International Holdings Ltd.	Bermuda	1994/01/25
00729	Thunder Sky Battery Ltd.	Bermuda	1991/10/03
00028	Tian An China Investments Co. Ltd.	Hong Kong	1987/03/18
02118	Tian Shan Development (Holding) Ltd.	Cayman Islands	2010/07/15
00266	Tian Teck Land Ltd.	Hong Kong	n.a.
00609	Tiande Chemical Holdings Ltd.	Cayman Islands	2006/10/27
00826	Tiangong International Co. Ltd.	Cayman Islands	2007/07/26
01065	Tianjin Capital Environmental Protection Group Co. Ltd.-H Sh	PRC	1994/05/17
00882	Tianjin Development Holdings Ltd.	Hong Kong	1997/12/10
03382	Tianjin Port Development Holdings Ltd.	Cayman Islands	2006/05/24
00819	Tianneng Power International Ltd.	Cayman Islands	2007/06/11
00756	Tianyi Fruit Holdings Ltd.	Cayman Islands	2008/07/10
00307	Tidetime Sun (Group) Ltd.	Bermuda	1992/12/02
00686	Time Infrastructure Holdings Ltd.	Bermuda	2000/04/13
00322	Tingyi (Cayman Islands) Holdings Corp.	Cayman Islands	1996/02/05
01192	Titan Petrochemicals Group Ltd.	Bermuda	1998/06/17
02383	TOM Group Ltd.	Cayman Islands	2004/08/04
00760	Tomorrow International Holdings Ltd.	Bermuda	1995/08/08
00258	Tomson Group Ltd.	Cayman Islands	n.a.
01666	Tong Ren Tang Technologies Co. Ltd. – H Shares	PRC	2000/10/31
00698	Tongda Group Holdings Ltd.	Cayman Islands	2000/12/22
00978	Tonic Industries Holdings Ltd.	Cayman Islands	1997/10/16
00333	Top Form International Ltd.	Bermuda	1991/12/16
02323	Topsearch International (Holdings) Ltd.	Bermuda	2002/06/21
03886	Town Health International Investments Ltd.	Bermuda	2000/10/18
01083	Towngas China Co. Ltd.	Cayman Islands	2005/12/08
00903	TPV Technology Ltd.	Bermuda	1999/10/08
00536	Tradelink Electronic Commerce Ltd.	Hong Kong	2005/10/28
00062	Transport International Holdings Ltd.	Bermuda	n.a.
00325	Trauson Holdings Co. Ltd.	Cayman Islands	2010/06/29
00696	TravelSky Technology Ltd. – H Shares	PRC	2001/02/07
00891	Trinity Ltd.	Bermuda	2009/11/03
00458	Tristate Holdings Ltd.	Bermuda	1988/01/06
02468	Trony Solar Holdings Co. Ltd.	Cayman Islands	2010/10/07
00732	Truly International Holdings Ltd.	Cayman Islands	1991/07/29
00206	TSC Offshore Group Ltd.	Cayman Islands	2005/11/28

## List of listed companies on Main Board (continued)

(End of 2010)

Code	Company name	Incorporation	Listing date
00417	Tse Sui Luen Jewellery (International) Ltd.	Bermuda	1987/06/30
00247	Tsim Sha Tsui Properties Ltd.	Hong Kong	1972/07/20
00168	Tsingtao Brewery Co. Ltd. – H Shares	PRC	1993/07/15
00518	Tungtex (Holdings) Co. Ltd.	Hong Kong	1988/12/15
00687	Tysan Holdings Ltd.	Bermuda	1991/03/26
00768	UBA Investments Ltd.	Cayman Islands	2000/01/18
00620	UDL Holdings Ltd.	Bermuda	1991/09/30
00690	Uni-Bio Science Group Ltd.	Cayman Islands	2001/11/12
00220	Uni-President China Holdings Ltd.	Cayman Islands	2007/12/17
00486	United Company RUSAL Plc	Jersey	2010/01/27
00467	United Energy Group Ltd.	Bermuda	1992/04/08
00399	United Gene High-Tech Group Ltd.	Cayman Islands	2000/08/23
03933	United Laboratories International Holdings Ltd., The	Cayman Islands	2007/06/15
00176	United Pacific Industries Ltd.	Bermuda	1994/04/28
00913	Unity Investments Holdings Ltd.	Cayman Islands	1999/10/27
01026	Universal Technologies Holdings Ltd.	Cayman Islands	2001/10/26
01046	Universe International Holdings Ltd.	Bermuda	1999/07/20
00335	Upbest Group Ltd.	Cayman Islands	2000/10/18
00627	U-RIGHT International Holdings Ltd.	Bermuda	2000/11/13
01002	V.S. International Group Ltd.	Cayman Islands	2002/02/08
06210	Vale S.A. – DR	Brazil	2010/12/08
00821	Value Convergence Holdings Ltd.	Hong Kong	2001/04/09
00806	Value Partners Group Ltd.	Cayman Islands	2007/11/22
01001	Van Shung Chong Holdings Ltd.	Bermuda	1994/02/18
00015	Vantage International (Holdings) Ltd.	Bermuda	2000/09/08
00710	Varitronix International Ltd.	Bermuda	1991/07/01
02317	Vedan International (Holdings) Ltd	Cayman Islands	2003/06/27
01173	Veeko International Holdings Ltd.	Cayman Islands	1999/04/19
00539	Victory City International Holdings Ltd.	Bermuda	1996/05/13
01139	Victory Group Ltd.	Bermuda	1998/02/16
00422	Vietnam Manufacturing and Export Processing (Holdings) Ltd.	Cayman Islands	2007/12/20
03331	Vinda International Holdings Ltd.	Cayman Islands	2007/07/10
00862	Vision Values Holdings Ltd.	Cayman Islands	1998/10/14
01164	Vital Group Holdings Ltd.	Cayman Islands	2003/08/04
00195	Vitar International Holdings Ltd.	Cayman Islands	2008/11/12
00345	Vitasoy International Holdings Ltd.	Hong Kong	1994/03/30
01178	Vitop Bioenergy Holdings Ltd.	Cayman Islands	2003/02/10
00082	VODone Ltd.	Bermuda	1991/10/25
00318	Vongroup Ltd.	Cayman Islands	2001/10/09
00856	VST Holdings Ltd.	Cayman Islands	2002/05/09
00303	VTech Holdings Ltd.	Bermuda	1992/11/05
00727	VXL Capital Ltd.	Hong Kong	1998/01/16
00278	Wah Ha Realty Co. Ltd.	Hong Kong	1972/04/24
00159	Wah Nam International Holdings Ltd.	Bermuda	1985/07/05
01013	Wai Chun Group Holdings Ltd.	Bermuda	1997/02/03
00660	Wai Chun Mining Industry Group Co. Ltd.	Cayman Islands	1993/02/05
00610	Wai Kee Holdings Ltd.	Bermuda	1992/08/28
00897	Wai Yuen Tong Medicine Holdings Ltd.	Bermuda	1997/10/31
01386	Walker Group Holdings Ltd.	Cayman Islands	2007/06/07
01222	Wang On Group Ltd.	Bermuda	1995/02/28
00151	Want Want China Holdings Ltd.	Cayman Islands	2008/03/26
00607	Warderly International Holdings Ltd.	Cayman Islands	2002/12/18
03393	Wasion Group Holdings Ltd.	Cayman Islands	2005/12/19
01161	Water Oasis Group Ltd.	Cayman Islands	2002/03/11
00021	Waytung Global Group Ltd.	Hong Kong	n.a.
02338	Weichai Power Co. Ltd. – H Shares	PRC	2004/03/11
02698	Weiqiao Textile Co. Ltd. – H Shares	PRC	2003/09/24
00382	Welling Holding Ltd.	Hong Kong	1993/12/20
02233	West China Cement Ltd.	Jersey	2010/08/23
00004	Wharf (Holdings) Ltd., The	Hong Kong	n.a.
00020	Wheelock and Co. Ltd.	Hong Kong	n.a.
00273	Willie International Holdings Ltd.	Hong Kong	n.a.
03322	Win Hanverky Holdings Ltd.	Cayman Islands	2006/09/06
00287	Winfair Investment Co. Ltd.	Hong Kong	n.a.
00063	Winfoong International Ltd.	Bermuda	1986/02/26
00302	Wing Hang Bank, Ltd.	Hong Kong	1993/07/02
00621	Wing Hing International (Holdings) Ltd.	Bermuda	1995/12/18
00876	Wing Lee Holdings Ltd.	Bermuda	1997/04/10
00289	Wing On Company International Ltd.	Bermuda	n.a.
00369	Wing Tai Properties Ltd.	Bermuda	1973/02/07
01036	Winsor Properties Holdings Ltd.	Cayman Islands	1996/11/08
01733	Winsway Coking Coal Holdings Ltd.	British Virgin Islands	2010/10/11
00570	Winteam Pharmaceutical Group Ltd.	Hong Kong	1993/04/07
00720	Wo Kee Hong (Holdings) Ltd.	Bermuda	1991/07/16
00099	Wong's International (Holdings) Ltd.	Bermuda	1983/12/15
00532	Wong's Kong King International (Holdings) Ltd.	Bermuda	1989/07/10
00713	World Houseware (Holdings) Ltd.	Cayman Islands	1993/04/15
01282	World Wide Touch Technology (Holdings) Ltd.	Cayman Islands	2010/12/15
01889	Wuyi International Pharmaceutical Co. Ltd.	Cayman Islands	2007/02/01
01128	Wynn Macau, Ltd.	Cayman Islands	2009/10/09
03378	Xiamen International Port Co. Ltd. – H Shares	PRC	2005/12/19
01899	Xingda International Holdings Ltd.	Cayman Islands	2006/12/21
00098	Xingfa Aluminium Holdings Ltd.	Cayman Islands	2008/03/31
00505	Xingye Copper International Group Ltd.	Cayman Islands	2007/12/27
00811	Xinhua Winshare Publishing and Media Co., Ltd. – H Shares	PRC	2007/05/30
02208	Xinjiang Goldwind Science & Technology Co., Ltd. – H Shares	PRC	2010/10/08

## List of listed companies on Main Board

(End of 2010)

Code	Company name	Incorporation	Listing date
00840	Xinjiang Tianye Water Saving Irrigation System Co Ltd -H Shs	PRC	2008/01/24
03833	Xinjiang Xinxin Mining Industry Co., Ltd. – H Shares	PRC	2007/10/12
00868	Xinyi Glass Holdings Ltd.	Cayman Islands	2005/02/03
02088	Xiwang Sugar Holdings Co. Ltd.	Bermuda	2005/12/09
00185	Xpress Group Ltd.	Hong Kong	1972/12/20
01368	Xtep International Holdings Ltd.	Cayman Islands	2008/06/03
00075	Y. T. Realty Group Ltd.	Bermuda	1984/11/12
00294	Yangtzekiang Garment Ltd.	Hong Kong	n.a.
01171	Yanzhou Coal Mining Co. Ltd. – H Shares	PRC	1998/04/01
00646	Yardway Group Ltd.	Cayman Islands	2002/03/28
01230	Yashili International Holdings Ltd.	Cayman Islands	2010/11/01
00406	Yau Lee Holdings Ltd.	Bermuda	1991/08/29
00259	Yeebo (International Holdings) Ltd.	Bermuda	1993/09/01
00375	YGM Trading Ltd.	Hong Kong	1988/01/25
02168	Yingde Gases Group Co. Ltd.	Cayman Islands	2009/10/08
00408	Yip's Chemical Holdings Ltd.	Cayman Islands	1991/08/22
02788	Yorkey Optical International (Cayman) Ltd.	Cayman Islands	2006/02/10
02268	Youyuan International Holdings Ltd.	Cayman Islands	2010/05/27
00629	Yue Da Mining Holdings Ltd.	Cayman Islands	2001/11/29
00551	Yue Yuen Industrial (Holdings) Ltd.	Bermuda	1992/07/02
01191	Yueshou Environmental Holdings Ltd.	Bermuda	1994/10/26
00123	Yuexiu Property Co. Ltd.	Hong Kong	1992/12/15
00613	Yugang International Ltd.	Bermuda	1993/11/12
00455	Yunnan Enterprises Holdings Ltd.	Cayman Islands	1992/03/30
00096	Yusei Holdings Ltd.	Cayman Islands	2005/10/13
01628	Yuzhou Properties Co. Ltd.	Cayman Islands	2009/11/02
01818	Zhaojin Mining Industry Co. Ltd. – H Shares	PRC	2006/12/08
00576	Zhejiang Expressway Co. Ltd. – H Shares	PRC	1997/05/15
00739	Zhejiang Glass Co. Ltd. – H Shares	PRC	2001/12/10
03928	Zhengzhou Gas Co. Ltd. – H Shares	PRC	2007/06/29
00672	Zhong An Real Estate Ltd.	Cayman Islands	2007/11/13
01064	Zhong Hua International Holdings Ltd.	Bermuda	1997/10/13
00909	Zhongda International Holdings Ltd.	Bermuda	2001/11/01
00881	Zhongsheng Group Holdings Ltd.	Cayman Islands	2010/03/26
02379	Zhongtian International Ltd.	Cayman Islands	2004/09/22
01176	Zhuguang Holdings Group Co. Ltd.	Bermuda	1996/12/09
03898	Zhuzhou CSR Times Electric Co., Ltd. – H Shares	PRC	2006/12/20
02899	Zijin Mining Group Co., Ltd. – H Shares	PRC	2003/12/23
00948	Z-Obee Holdings Ltd.	Bermuda	2010/03/01
00763	ZTE Corporation – H Shares	PRC	2004/12/09

n.a. Information is not available

## List of listed companies on GEM

(End of 2010)

Code	Company name	Incorporation	Listing date
08131	abc Multiactive Ltd.	Bermuda	2001/01/31
08061	AcrossAsia Ltd.	Cayman Islands	2000/07/13
08210	Advanced Card Systems Holdings Ltd.	Cayman Islands	2003/11/10
08279	AGTech Holdings Ltd.	Bermuda	2004/01/19
08298	AKM Industrial Co. Ltd.	Hong Kong	2004/08/18
08213	Armitage Technologies Holding Ltd.	Cayman Islands	2003/03/18
08295	Asian Capital Holdings Ltd.	Cayman Islands	2010/06/18
08025	Asian Capital Resources (Holdings) Ltd.	Cayman Islands	1999/12/16
08148	Aurum Pacific (China) Group Ltd.	Cayman Islands	2004/01/09
08095	Beijing Beida Jade Bird Universal Sci-Tech Co. Ltd. – H Shs	PRC	2000/07/27
08272	Best Miracle International Ltd.	Cayman Islands	2003/06/27
08220	Bingo Group Holdings Ltd.	Cayman Islands	2002/11/12
08035	Binhai Investment Co. Ltd.	Bermuda	2000/03/16
08247	Biosino Bio-Technology and Science Incorporation – H Shares	PRC	2006/02/27
08312	Brilliance Worldwide Holdings Ltd.	Cayman Islands	2010/11/25
08157	Capinfo Co. Ltd. – H Shares	PRC	2001/12/21
08235	CCID Consulting Co. Ltd. – H Shares	PRC	2002/12/12
08217	Changan Minsheng APLL Logistics Co., Ltd. – H Shares	PRC	2006/02/23
08208	Changmao Biochemical Engineering Co. Ltd. – H Shares	PRC	2002/06/28
08078	China 3D Digital Entertainment Ltd.	Bermuda	2000/12/19
08186	China Asean Resources Ltd.	Bermuda	2001/12/31
08176	China AU Group Holdings Ltd.	Cayman Islands	2002/02/19
08321	China Automotive Interior Decoration Holdings Ltd.	Cayman Islands	2010/09/29
08129	China Bio Cassava Holdings Ltd.	Cayman Islands	2001/05/18
08158	China Bio-Med Regeneration Technology Ltd.	Cayman Islands	2001/07/18
08206	China Communication Telecom Services Co. Ltd.	Cayman Islands	2002/11/15
08016	China Data Broadcasting Holdings Ltd.	Bermuda	2000/01/24
08175	China Digital Licensing (Group) Ltd.	Cayman Islands	2003/02/25
08166	China Eco-Farming Ltd.	Bermuda	2002/02/05
08055	China E-Learning Group Ltd.	Cayman Islands	2001/12/05
08053	China Electric Power Technology Holdings Ltd.	Cayman Islands	2004/08/06
08128	China Ground Source Energy Ltd.	Cayman Islands	2001/11/30
08178	China Information Technology Development Ltd.	Cayman Islands	2001/12/11
08270	China Leason Investment Group Co. Ltd.	Cayman Islands	2003/08/12
08161	China LotSynergy Holdings Ltd.	Bermuda	2001/10/26
08120	China Medical and Bio Science Ltd.	Cayman Islands	2001/04/10
08250	China Natural Investment Co. Ltd.	Cayman Islands	2004/06/18
08071	China Netcom Technology Holdings Ltd.	Cayman Islands	2001/03/02
08306	China Nonferrous Metals Co. Ltd.	Bermuda	2005/02/28
08041	China Post E-Commerce (Holdings) Ltd.	Cayman Islands	2000/07/07
08117	China Primary Resources Holdings Ltd.	Cayman Islands	2001/12/13
08116	China Public Healthcare (Holding) Ltd.	Cayman Islands	2000/07/25
08089	China Railway Logistics Ltd.	Bermuda	2000/05/18
08171	China Trends Holdings Ltd.	Cayman Islands	2002/07/31
08156	China Vanguard Group Ltd.	Cayman Islands	2002/11/12
08006	China.com Inc.	Cayman Islands	2000/03/09
08233	CIG Yangtze Ports PLC	Cayman Islands	2005/09/16
08153	Code Agriculture (Holdings) Ltd.	Bermuda	2001/03/30
08190	Combest Holdings Ltd.	Cayman Islands	2002/02/08
08081	Computech Holdings Ltd.	Cayman Islands	2000/06/19
08052	Convenience Retail Asia Ltd.	Cayman Islands	2001/01/18
08109	Creative Energy Solutions Holdings Ltd.	Bermuda	2002/01/31
08207	Credit China Holdings Ltd.	Cayman Islands	2010/11/19
08088	Crosby Capital Ltd.	Cayman Islands	2000/04/17
08243	Dahe Media Co. Ltd. – H Shares	PRC	2003/11/13
08007	DIGITALHONGKONG.COM	Cayman Islands	2000/04/17
08337	Directel Holdings Ltd.	Cayman Islands	2010/06/02
08169	Eco-Tek Holdings Ltd.	Cayman Islands	2001/12/05
08086	ePRO Ltd.	Cayman Islands	2000/08/02
08043	ERA Holdings Global Ltd.	Cayman Islands	2001/06/28
08151	Essex Bio-Technology Ltd.	Cayman Islands	2001/06/27
08351	Eternite International Co. Ltd.	Bermuda	2009/10/07
08048	Excel Technology International Holdings Ltd.	Bermuda	2000/06/30
08108	FAVA International Holdings Ltd.	Bermuda	2000/07/14
08317	Finet Group Ltd.	Cayman Islands	2005/01/07
08123	First China Financial Network Holdings Ltd.	Cayman Islands	2002/01/11
08050	FlexSystem Holdings Ltd.	Cayman Islands	2000/07/24
08126	G.A. Holdings Ltd.	Cayman Islands	2002/06/17
08271	Global Digital Creations Holdings Ltd.	Bermuda	2003/08/04
08192	Global Energy Resources International Group Ltd.	Bermuda	2002/11/29
08060	Global Link Communications Holdings Ltd.	Cayman Islands	2002/11/13
08159	Glory Mark Hi-Tech (Holdings) Ltd.	Cayman Islands	2002/01/04
08299	Grand T G Gold Holdings Ltd.	Cayman Islands	2004/09/23
08003	Great World Company Holdings Ltd.	Cayman Islands	1999/12/02
08019	Hao Wen Holdings Ltd.	Cayman Islands	2001/07/20
08292	HC International, Inc.	Cayman Islands	2003/12/17
08046	Heng Xin China Holdings Ltd.	Bermuda	2003/04/16
08137	Honbridge Holdings Ltd.	Cayman Islands	2002/01/08
08212	Hong Kong Life Group Holdings Ltd.	Cayman Islands	2002/05/14
08143	Hua Xia Healthcare Holdings Ltd.	Cayman Islands	2002/05/10
08009	iMerchants Ltd.	Hong Kong	2000/03/31
08202	Inno-Tech Holdings Ltd.	Bermuda	2002/08/12
08092	ITE (Holdings) Ltd.	Cayman Islands	2001/02/21
08165	Jian ePayment Systems Ltd.	Cayman Islands	2001/12/10

## List of listed companies on GEM (continued)

(End of 2010)

Code	Company name	Incorporation	Listing date
08305	Jiangchen International Holdings Ltd.	Cayman Islands	2009/10/08
08045	Jiangsu Nandasoft Technology Co. Ltd. – H Shares	PRC	2001/04/24
08049	Jilin Province Huinan Changlong Bio-pharmacy Co. Ltd. -H shs	PRC	2001/05/24
08203	Kaisun Energy Group Ltd.	Cayman Islands	2004/01/20
08172	KH Investment Holdings Ltd.	Bermuda	2002/03/26
08196	Launch Tech Co. Ltd. – H Shares	PRC	2002/10/07
08017	Long Success International (Holdings) Ltd.	Bermuda	2000/08/17
08037	Longlife Group Holdings Ltd.	Cayman Islands	2004/06/17
08100	M Dream Inworld Ltd.	Cayman Islands	2001/12/31
08198	MelcoLot Ltd.	Cayman Islands	2002/05/17
08163	Merdeka Resources Holdings Ltd.	Cayman Islands	2002/03/07
08239	Ming Kei Holdings Ltd.	Bermuda	2002/11/15
08266	Mobile Telecom Network (Holdings) Ltd.	Cayman Islands	2003/05/09
08188	Mudan Automobile Shares Co. Ltd. – H Shares	PRC	2001/12/18
08228	National Arts Holdings Ltd.	Bermuda	2002/10/17
08167	Neo Telemedia Ltd.	Cayman Islands	2002/08/06
08256	Netel Technology (Holdings) Ltd.	Cayman Islands	2002/12/20
08068	New Universe International Group Ltd.	Cayman Islands	2000/05/18
08249	Ningbo Yidong Electronic Co. Ltd. – H Shares	PRC	2003/11/14
08080	North Asia Strategic Holdings Ltd.	Bermuda	2000/04/20
08197	Northeast Tiger Pharmaceutical Co. Ltd. – H Shares	PRC	2002/02/28
08325	Oriental City Group Holdings Ltd.	Cayman Islands	2009/08/28
08047	Palmpay China (Holdings) Ltd.	Bermuda	2001/11/01
08173	Pan Asia Mining Ltd.	Cayman Islands	2002/05/09
08248	Perception Digital Holdings Ltd.	Cayman Islands	2009/12/16
08066	Phoenitron Holdings Ltd.	Cayman Islands	2001/12/20
08011	Polyard Petroleum International Group Ltd.	Cayman Islands	2002/07/12
08236	Powerleader Science & Technology Group Ltd. – H Shares	PRC	2002/12/12
08026	Prosten Technology Holdings Ltd.	Cayman Islands	2000/03/28
08015	Qianlong Technology International Holdings Ltd.	Cayman Islands	1999/12/17
08075	Rojam Entertainment Holdings Ltd.	Bermuda	2001/05/31
08082	Sage International Group Ltd.	Bermuda	2001/11/02
08253	Sanmenxia Tianyuan Aluminum Co. Ltd. – H Shares	PRC	2004/07/13
08200	Sau San Tong Holdings Ltd.	Cayman Islands	2003/11/19
08150	Seamless Green China (Holdings) Ltd.	Bermuda	2001/08/10
08258	Shaanxi Northwest New Technology Industry Co. Ltd. -H Shares	PRC	2003/07/03
08058	Shandong Luoxin Pharmacy Stock Co. Ltd. – H Shares	PRC	2005/12/09
08102	Shanghai Fudan Microelectronics Co. Ltd. – H Shares	PRC	2000/08/04
08231	Shanghai Fudan-Zhangjiang Bio-Pharmaceutical Co. Ltd. -H Shs	PRC	2002/08/13
08205	Shanghai Jiada Withub Information Industrial Co Ltd – H Shs	PRC	2002/07/31
08115	Shanghai Qingpu Fire-Fighting Equipment Co. Ltd. – H Shares	PRC	2004/06/30
08251	Shanghai Tonva Petrochemcial Co., Ltd. – H Shares	PRC	2005/07/13
08286	Shanxi Changcheng Microlight Equipment Co. Ltd. – H Shares	PRC	2004/05/18
08301	Shenzhen Mingwah Aohan High Technology Corp. Ltd. – H Shares	PRC	2004/07/07
08329	Shenzhen Neptunus Interlong Bio-Technique Co. Ltd. -H Shares	PRC	2005/09/12
08076	Sing Lee Software (Group) Ltd.	Bermuda	2001/09/05
08065	Sino Haijing Holdings Ltd.	Cayman Islands	2003/06/25
08296	Sino-Life Group Ltd.	Cayman Islands	2009/09/09
08010	SMI Publishing Group Ltd.	Cayman Islands	2000/06/01
08111	Soluteck Holdings Ltd.	Cayman Islands	2001/01/03
08226	Sonavox International Holdings Ltd.	Cayman Islands	2002/07/19
08155	South China Land Ltd.	Cayman Islands	2002/07/18
08029	Sun International Group Ltd.	Cayman Islands	2000/12/14
08008	Sunevision Holdings Ltd.	Cayman Islands	2000/03/17
08083	SYSCAN Technology Holdings Ltd.	Bermuda	2000/04/14
08103	Tai Shing International (Holdings) Ltd.	Cayman Islands	2000/09/08
08051	TeleEye Holdings Ltd.	Cayman Islands	2001/05/08
08096	ThinSoft (Holdings) Inc.	Cayman Islands	2002/02/27
08119	Thiz Technology Group Ltd.	Cayman Islands	2001/07/27
08348	Tianjin Binhai Teda Logistics (Group) Corporation Ltd.-H Shs	PRC	2008/04/30
08189	Tianjin TEDA Biomedical Engineering Co. Ltd. – H Shares	PRC	2002/06/18
08290	Tianjin Tianlian Public Utilities Co., Ltd. – H Shares	PRC	2004/01/09
08028	Timeless Software Ltd.	Hong Kong	1999/11/25
08022	TLT Lottotainment Group Ltd.	Hong Kong	2001/08/13
08063	Trasy Gold Ex Ltd.	Cayman Islands	2000/12/07
08356	Tsun Yip Holdings Ltd.	Cayman Islands	2010/08/30
08229	Tungda Innovative Lighting Holdings Ltd.	Cayman Islands	2002/07/26
08079	Unlimited Creativity Holdings Ltd.	Bermuda	2001/10/15
08225	Venturepharm Laboratories Ltd.	Cayman Islands	2003/07/10
08340	Vinco Financial Group Ltd.	Cayman Islands	2008/05/20
08032	Viva China Holdings Ltd.	Cayman Islands	2000/04/06
08033	Vodatel Networks Holdings Ltd.	Bermuda	2000/02/25
08269	Wealth Glory Holdings Ltd.	Cayman Islands	2010/10/14
08021	WLS Holdings Ltd.	Cayman Islands	2001/12/07
08277	Wumart Stores, Inc. – H Shares	PRC	2003/11/21
08227	Xi'an Haitian Antenna Technologies Co. Ltd. – H Shares	PRC	2003/11/05
08130	Xing Lin Medical Information Technology Co. Ltd.	Bermuda	2002/08/26
08259	Yantai North Andre Juice Co. Ltd. – H Shares	PRC	2003/04/22
08005	Yuxing InfoTech Holdings Ltd.	Bermuda	2000/01/31
08106	Zheda Lande Scitech Ltd. – H Shares	PRC	2002/05/03
08273	Zhejiang Prospect Co. Ltd. – H Shares	PRC	2004/02/18
08331	Zhejiang Shibao Co. Ltd. – H Shares	PRC	2006/05/16
08211	Zhejiang Yonglong Enterprises Co. Ltd. – H Shares	PRC	2002/11/08
08070	Zhongyu Gas Holdings Ltd.	Cayman Islands	2001/06/05
08085	ZMAY Holdings Ltd.	Cayman Islands	2002/03/07

## List of exchange traded funds

(End of 2010)

Code	Name	Listing date
02819	ABF Hong Kong Bond Index Fund	2005/06/21
02821	ABF Pan Asia Bond Index Fund	2005/07/07
03051	CICC-SZSE 100 Index Tracker	2010/01/29
03071	Da Cheng CSI China Mainland Consumer Tracker	2010/07/15
03022	Da Cheng CSI HK Private-owned Mainland Enterprises Tracker	2010/12/20
03077	Da Cheng CSI HK State-owned Mainland Enterprises Tracker	2010/12/20
03061	db x-trackers CSI300 Banks Index ETF	2010/03/25
03025	db x-trackers CSI300 Consumer Discretionary Index ETF	2010/03/25
03017	db x-trackers CSI300 Energy Index ETF	2010/03/25
02844	db x-trackers CSI300 Financials Index ETF	2010/03/25
03057	db x-trackers CSI300 Health Care Index ETF	2010/03/25
03049	db x-trackers CSI300 Index ETF	2010/03/25
03005	db x-trackers CSI300 Industrials Index ETF	2010/03/25
03062	db x-trackers CSI300 Materials Index ETF	2010/03/25
02816	db x-trackers CSI300 Real Estate Index ETF	2010/03/25
03063	db x-trackers CSI300 Transportation Index ETF	2010/03/25
03052	db x-trackers CSI300 Utilities Index ETF	2010/03/25
03087	db x-trackers FTSE Vietnam ETF	2009/07/08
03007	db x-trackers FTSE/Xinhua China 25 ETF	2009/07/08
03048	db x-trackers MSCI Brazil TRN Index ETF	2010/02/24
03035	db x-trackers MSCI EM Asia TRN Index ETF	2010/02/24
03009	db x-trackers MSCI Emerging Markets TRN Index ETF	2010/02/24
02848	db x-trackers MSCI Korea TRN Index ETF	2009/07/08
03043	db x-trackers MSCI Pacific Ex Japan TRN Index ETF	2010/02/24
03027	db x-trackers MSCI Russia Capped Index ETF	2010/02/24
03036	db x-trackers MSCI Taiwan TRN Index ETF	2009/06/30
03020	db x-trackers MSCI USA TRN Index ETF	2009/07/08
03019	db x-trackers MSCI World TRN Index ETF	2010/02/24
03015	db x-trackers S&P CNX NIFTY ETF	2009/07/08
03011	db x-trackers US Dollar Money Market ETF	2009/08/27
02838	Hang Seng FTSE/Xinhua China 25 Index ETF	2005/06/08
02828	Hang Seng H-Share Index ETF	2003/12/10
02833	Hang Seng Index ETF	2004/09/21
02836	iShares BSE SENSEX India Index ETF	2006/11/02
02846	iShares CSI 300 A-Share Index ETF	2009/11/18
03001	iShares CSI A-Share Consumer Discretionary Index ETF	2010/07/20
02841	iShares CSI A-Share Consumer Staples Index ETF	2010/07/20
03050	iShares CSI A-Share Energy Index ETF	2009/11/18
02829	iShares CSI A-Share Financials Index ETF	2009/11/18
03006	iShares CSI A-Share Infrastructure Index ETF	2009/11/18
03039	iShares CSI A-Share Materials Index ETF	2009/11/18
02823	iShares FTSE A50 China Index ETF	2004/11/18
03010	iShares MSCI Asia APEX 50 Index ETF	2009/04/23
03032	iShares MSCI Asia APEX Mid Cap Index ETF	2009/04/23
03004	iShares MSCI Asia APEX Small Cap Index ETF	2009/04/23
02801	iShares MSCI China Index ETF	2001/11/28
02802	iShares MSCI Emerging Asia Index ETF	2009/04/23
04362	iShares MSCI South Korea Index Fund #	2001/05/02
04363	iShares MSCI Taiwan Index Fund #	2001/05/02
02809	Lyxor ETF Commodities CRB (Reuters/Jefferies CRB Index)	2007/04/26
02806	Lyxor ETF FTSE RAFI Europe	2008/06/03
02803	Lyxor ETF FTSE RAFI US 1000	2008/06/03

**List of exchange traded funds (continued)**

(End of 2010)

Code	Name	Listing date
02814	Lyxor ETF Japan (TOPIX)	2008/06/03
02815	Lyxor ETF MSCI AC Asia-Pacific ex Japan	2007/04/18
02820	Lyxor ETF MSCI Emerging Markets	2008/06/03
02810	Lyxor ETF MSCI India	2007/04/26
02813	Lyxor ETF MSCI Korea	2007/04/26
02837	Lyxor ETF MSCI Taiwan	2008/06/03
02812	Lyxor ETF MSCI World	2007/04/18
02826	Lyxor ETF NASDAQ-100	2007/04/26
02831	Lyxor ETF Russia (DJ RUSINDEX TITANS 10)	2007/05/21
02818	PAragon CSI RAFI 50 ETF	2010/05/07
03002	Polaris Taiwan Top 50 Tracker Fund (H.K.)	2009/08/19
03073	SPDR FTSE Greater China ETF	2010/09/20
02840	SPDR GOLD TRUST	2008/07/31
02800	Tracker Fund of Hong Kong	1999/11/12
03046	Value China ETF	2009/12/15
03081	Value Gold ETF	2010/11/03
02827	W.I.S.E – CSI 300 China Tracker	2007/07/17
02825	W.I.S.E. – CSI HK 100 Tracker	2008/05/15
03024	W.I.S.E. – SSE50 China Tracker	2009/04/15

# Under the pilot programme for trading only stock



## Technical notes to tables

### 1. Annual turnover velocity

$$\text{Annual turnover velocity} = \frac{\text{Annual market turnover in value}}{\text{Total market capitalisation}} \times 100\%$$

### 2. Average book value ratio

$$\text{Average book value ratio} = \frac{\text{Total market capitalisation}}{\text{Total net assets of all listed stocks}}$$

### 3. Average dividend yield

$$\text{Average dividend yield} = \frac{\sum(\text{DPS} \times \text{No. of issued shares})}{\sum(\text{Closing price} \times \text{No. of issued shares})} \times 100\%$$

Dividend per share (DPS) is annualised and adjusted as and when bonus and rights issues, share splits and consolidations are made.

Number of issued shares represents year end number.

### 4. Average price earning ratio

$$\text{Average P/E Ratio} = \frac{\sum(\text{Closing price} \times \text{No. of issued shares})}{\sum(\text{EPS} \times \text{No. of issued shares})}$$

Earnings per share (EPS) is derived by dividing the consolidated profit after taxation less minority interests and preference dividends and before extraordinary items by the weighted average of number of issued shares during the corresponding financial year.

EPS is annualised and adjusted as and when bonus and rights issues, share splits and consolidations are made.

Number of issued shares represents year end number.

### 5. China-controlled company (Red Chip)

A company is deemed to be China-controlled company (Red Chip), if

- (1) the company has at least 30% shareholding held in aggregate directly by Mainland China entities, and/or through companies which are controlled by Mainland China entities. Or
- (2) the company has below 30% but 20% or above shareholding held in aggregate directly by Mainland China entities, and/or through companies which are controlled by Mainland China entities and, there is a strong influential presence, on a judgmental basis, on the company's board of directors.

Mainland China entities include state-owned organisations and entities controlled by provincial or municipal authorities.

### 6. Contract volume (options)

The number of contracts traded, counted on a one-way basis.

## Technical notes to tables *(continued)*

**7. Foreign company**

A company is incorporated overseas AND has a majority of its business outside Hong Kong and China.

**8. H shares**

Shares issued by a PRC issuer under PRC law and listed on the SEHK, the par value of which is denominated in Renminbi, and which are subscribed for and traded in Hong Kong dollars.

**9. Listed company**

A company in respect of which all or some of the equity securities are listed on the SEHK.

**10. Number of listed securities**

The total number of ordinary shares, preferred ordinary/preference shares, warrants, CBBC, ELI, debt securities and unit trust/mutual fund listed on the SEHK.

**11. Open interest (options)**

The total number of options contracts which are outstanding, i.e. not closed or exercised, as at the relevant date.

**12. Premium (options)**

Total amount payable by holders and payable to writers of options contracts in aspect of the writing of those contracts.

**13. Total market capitalisation**

The aggregate capitalisation of all listed companies which are regarded as domestic companies and foreign companies listed on the SEHK only except those under suspension for over one year.

**14. Trading volume and value**

Figures of trading volume and value are counted on a one-way basis.

## Acronyms

AMS	Automatic Order Matching and Execution System
AMS/3	Automatic Order Matching and Execution System / Third Generation
CBBC	Callable Bull/Bear Contract
CCASS	Central Clearing and Settlement System
CNS	Continuous Net Settlement
DCASS	Derivatives Clearing and Settlement System
DR	Depository Receipt
DW	Derivative Warrant
ELI	Equity Linked Instrument
ETF	Exchange Traded Fund
EW	Equity Warrant
GEM	Growth Enterprise Market
HIBOR	Hong Kong Interbank Offered Rate
HKATS	Hong Kong Futures Automated Trading System
HKCC	HKFE Clearing Corporation Ltd
HKCE	Hong Kong Commodity Exchange Ltd
HKEx	Hong Kong Exchanges and Clearing Ltd
HKFE	Hong Kong Futures Exchange Ltd
HKMA	Hong Kong Monetary Authority
HKSCC	Hong Kong Securities Clearing Co Ltd
HSCCI	Hang Seng China-Affiliated Corporations Index
HSCEI	Hang Seng China Enterprises Index
HSCI	Hang Seng Composite Index
HSHKCI	Hang Seng Hong Kong Composite Index
HSI	Hang Seng Index
HSICS	Hang Seng Industry Classification System
HSMLCI	Hang Seng Mainland Composite Index
iIPO	Internet Initial Public Offering
IPO	Initial public offering
ISI	Investor settlement instruction
NASDAQ	National Association of Securities Dealer Automated Quotations
ORS	Order Routing System
P/E ratio	Price / earnings ratio
REITs	Real Estate Investment Trusts
S&P	Standard and Poors
SEHK	Stock Exchange of Hong Kong Ltd, The
SEOCH	SEHK Options Clearing House Ltd, The
SFC	Securities and Futures Commission, The
SFO	Securities and Futures Ordinance
SI	Settlement instruction
TOPS	Traded Options System