

Market Highlights

Main Board

Highlights	4th Quarter 2008	4th Quarter 2007
No. of listed companies	1,087	1,048
No. of listed securities	5,654	5,896
Equities		
Ordinary shares	1,088	1,049
Preference shares	2	2
Warrants	3,045	4,513
Equity	34	30
Derivative	3,011	4,483
Equity linked instrument	0	0
Callable bull/bear contracts	1314	131
Unit trusts/mutual funds	33	26
Debt securities	172	175
No. of trading only stocks		
Nasdaq stocks	7	7
iShares	2	2
No. of trading days	62	62
Total turnover in value (HK\$ mil.)	3,145,003.97	8,306,624.28
Total turnover in shares (Mil. shs)	4,386,279.65	9,111,293.30
Total number of trades (deals)	38,454,024	47,705,109
Total market capitalisation (HK\$ mil.)	10,253,588.75	20,536,462.82
Average P/E ratio (times)	7.26	22.47
Average dividend yield (%)	5.38	2.21
Number of exchange participants		
– Trading	449	439
– Non-trading	38	39
Turnover in value (HK\$ mil.)		
Highest	81,663.42 (14/10)	209,808.30 (03/10)
Lowest	21,951.90 (29/12)	76,599.73 (27/12)
Turnover in shares (Mil. shs)		
Highest	92,188.66 (10/11)	209,860.13 (16/11)
Lowest	35,619.74 (29/12)	87,941.18 (02/10)
Total number of trades (deals)		
Highest	925,776 (30/10)	1,186,477 (03/10)
Lowest	529,144 (03/10)	511,288 (20/12)

Market Highlights

Growth Enterprise Market (GEM)

Highlights	4th Quarter 2008	4th Quarter 2007
No. of listed companies	174	193
No. of listed securities	177	196
Equities	174	193
Warrants	3	3
No. of trading days	62	62
Total turnover in value (HK\$ mil.)	4,070.30	33,143.14
Total turnover in shares (Mil. shs)	20,002.18	56,880.89
Total number of trades (deals)	147,433	705,154
Total market capitalisation (HK\$ mil.)	45,164.18	161,080.97
Average P/E ratio (times)	8.01	44.91
Average dividend yield (%)	2.76	0.68
Turnover in value (HK\$ mil.)		
Highest	163.77 (09/10)	1,691.57 (02/11)
Lowest	31.90 (24/11)	244.95 (20/12)
Turnover in shares (Mil. shs)		
Highest	895.91 (29/12)	2,544.62 (26/10)
Lowest	161.82 (21/10)	449.65 (18/12)
Total number of trades (deals)		
Highest	4,843 (11/12)	21,682 (26/10)
Lowest	1,146 (28/11)	5,341 (28/12)

Market Highlights

Derivatives Market Highlights

Highlights	4th Quarter 2008	4th Quarter 2007
All futures and options products (excluding stock options)		
No. of trading days	61.0	61.0
Total contract volume	14,016,507	11,888,499
Equity index products	13,916,663	11,813,604
Equity products	91,683	66,550
Interest rates products	5,086	8,345
Gold Futures	3,075	–
Average daily contract volume	229,779	194,893
Total open interest as at the quarter end (contracts)	321,768	465,980
Equity index products	309,661	457,894
Equity products	9,449	5,954
Interest rates products	2,526	2,132
Gold Futures	132	–
Stock options		
No. of newly introduced stock options classes	–	–
No. of stock options as at the quarter end		
Class	49	47
Series	8,340	5,986
Total premium (HK\$ mil.)	28,706.16	54,920.05
Call	9,245.96	30,778.62
Put	19,460.21	24,141.43
Average daily premium (HK\$ mil.)	470.59	900.33
Total contract volume	12,369,694	14,998,891
Call	6,253,603	7,338,541
Put	6,116,091	7,660,350
Average daily contract volume	202,782	245,883
Total open interest as at the quarter end (contracts)	3,984,346	5,314,918
Call	1,589,480	2,297,059
Put	2,394,866	3,017,859
Total number of trades	469,439	337,587
Average daily number of trades	7,696	5,534
Total contracts exercised	1,965,972	2,337,128
Average premium per contract (HK\$)	2,321	3,662
Average contract per trade (contracts)	26	44
Put volume/call volume	0.98	1.04
Average daily contract volume/open interest	5.1%	4.6%
All futures and options products		
Total contract volume	26,386,201	26,887,390
Total open interest as at the quarter end (contracts)	4,306,114	5,780,898

Market Highlights

Clearing and Settlement Statistics

Securities Market	4th Quarter 2008	4th Quarter 2007
Average Daily Exchange Trades Handled by CCASS		
– Number of trades	622,593	780,804
– Value of trades (HK\$bil.)	50.8	134.5
– Share quantity Involved (bil shares)	71.1	147.9
Average Daily Settlement Instructions (“SIs”) Settled by CCASS		
– Number of SIs	62,582	84,422
– Value of SIs (HK\$bil.)	146.6	326.5
– Share quantity involved (bil. Shares)	41.5	75.0
Average Daily Investor SIs (“ISIs”) Settled by CCASS		
– Number of ISIs	669	1,054
– Value of ISIs (HK\$mil.)	206.2	515.9
– Share quantity involved (mil. shares)	143.4	615.6
Average Daily Settlement Efficiency of CNS Stock Positions on Due Day (T+2) (%)	99.81	99.72
Average Daily Settlement Efficiency of CNS Stock Positions on the Day following the Due Day (T+3) (%)	99.99	99.97
Average Daily Buy-ins Executed on T+3		
– Number of brokers involved	8	27
– Number of buy-ins	9	21
– Value of buy-ins (HK\$mil)	3.1	22.2
Shares Deposited in the CCASS Depository		
– Number of shares (bil shares)	3,408.3	3,570.4
– Percentage of total issued shares of the admitted securities	72.57	74.95
– Value of shares (HK\$bil)	5,040.5	10,438.9
– Percentage of the total market capitalisation of the admitted securities	44.62	47.02
Derivatives Market	4th Quarter 2008	4th Quarter 2007
Open Interest		
– Equity Index Futures	172,444	206,756
– Stock Futures	9,449	5,954
– Gold Futures	132	-
– Interest Rates Futures	2,526	2,132
– Equity Index Options	137,217	251,138
– Stock Options	3,984,346	5,314,918
Cumulative Stock Options Exercised		
– Share quantity involved (mil. shs)	1,625	2,273
– Value of shares (HK\$bil.)	38	72

Main Board Equities

Equity Turnover

		Share	Value	
		(Mil. shs)	(HK\$ mil.)	No. of deals
2007	Q4	878,390.04	6,044,981.78	35,765,560
2008	Q1	564,762.03	4,141,772.67	28,938,227
	Q2	497,409.06	3,329,344.37	25,180,928
	Q3	413,439.81	2,838,074.56	24,351,804
	Q4	608,044.76	2,322,640.74	32,068,396

Equity Trading Statistics

		No. of trading days	Average daily turnover (HK\$ mil.)	Average value per deal
2007	Q4	62	97,499.71	169,017
2008	Q1	60	69,029.54	143,125
	Q2	61	54,579.42	132,217
	Q3	62	45,775.40	116,545
	Q4	62	37,461.95	72,428

Main Board Equities

20 Most Advanced Stocks

for 4th quarter 2008

Rank	Code	Stock	Closing price		% up
			End of Dec 2008	End of Sep 2008	
1	00009	MANDARIN ENT	0.125	0.045	177.78
2	00399	FE PHARMA TECH	0.410	0.197	108.12
3	00270	GUANGDONG INV	3.110	1.800	72.78
4	00616	EASYKNIT ENT	0.310	0.180	A 72.22
5	02389	WANG SING INT'L	0.250	0.148	68.92
6	00979	GREEN ENERGY GP	0.690	0.420	64.29
7	00038	FIRST TRACTOR	1.840	1.160	58.62
8	02362	MACAU INV HOLD	0.300	0.195	53.85
9	03377	SINO-OCEAN LAND	3.500	2.360	48.31
10	01800	CHINA COMM CONS	9.560	6.640	43.98
11	00754	HOPSON DEV HOLD	5.600	3.890	43.96
12	01766	CSR	4.210	2.950	42.71
13	00240	BUILD KING HOLD	0.171	0.120	42.50
14	02369	CHINA WIRELESS	0.350	0.249	40.56
15	00887	EMPEROR WATCH&J	0.255	0.183	39.34
16	00022	MEXAN	0.057	0.041	39.02
17	00981	SMIC	0.325	0.234	38.89
18	02728	SHINHINT	0.610	0.440	38.64
19	00927	FUJIKON IND	1.270	0.920	38.04
20	01893	SINOMA	4.650	3.400	36.76

A Adjusted

20 Most Declined Stocks

for 4th quarter 2008

Rank	Code	Stock	Closing price		% down
			End of Dec 2008	End of Sep 2008	
1	02882	OCEAN G CHEM	0.560	6.200	A -90.97
2	00351	CS CONSERVAT P	0.080	0.720	-88.89
3	00462	CH JIN HUI MIN	0.395	3.140	-87.42
4	02336	SUNLINK INT'L	0.070	0.420	-83.33
5	00515	TC INTERCONNECT	0.243	1.400	-82.64
6	00764	CHINA STAR INV	0.096	0.500	-80.80
7	00628	DORE HOLDINGS	0.345	1.780	A -80.62
8	00669	TECHTRONIC IND	1.540	7.070	-78.22
9	02332	HUTCH TELECOM	2.080	8.820	-76.42
10	00100	CLEAR MEDIA	1.000	3.900	-74.36
11	00690	UNI-BIO GROUP	0.050	0.184	-72.83
12	00235	CHINA STRATEGIC	0.104	0.350	-70.29
13	00147	CHAOYUE GROUP	1.010	3.380	-70.12
14	00189	DONGYUE GROUP	0.325	1.080	-69.91
15	00207	HK PARKVIEW	0.310	1.000	-69.00
16	00397	HK HEALTH CHECK	0.013	0.041	-68.29
17	00581	CHINA ORIENTAL	1.280	3.990	-67.92
18	00547	SUN INNOVATION	0.036	0.110	-67.27
19	00761	BEL GLOBAL RES	0.125	0.375	-66.67
20	00332	NGAI LIK IND	0.069	0.200	-65.50

A Adjusted

Main Board Equities

20 Most Active Stocks by Value

for 4th quarter 2008

Rank	Code	Stock	Turnover (HK\$ mil.)	% of total
1	02628	CHINA LIFE	161,901.10	6.97
2	00941	CHINA MOBILE	154,635.27	6.66
3	00005	HSBC HOLDINGS	150,655.54	6.49
4	01398	ICBC	125,708.71	5.41
5	00939	CCB	117,451.36	5.06
6	00857	PETROCHINA	81,145.14	3.49
7	00883	CNOOC	64,606.63	2.78
8	00386	SINOPEC CORP	60,904.57	2.62
9	00388	HKEX	57,809.75	2.49
10	03988	BANK OF CHINA	54,457.90	2.34
11	02318	PING AN	50,968.98	2.19
12	03968	CM BANK	48,521.65	2.09
13	00016	SHK PPT	47,395.44	2.04
14	01088	CHINA SHENHUA	44,692.03	1.92
15	00688	CHINA OVERSEAS	32,724.67	1.41
16	00001	CHEUNG KONG	32,720.94	1.41
17	03328	BANKCOMM	30,217.21	1.30
18	00013	HUTCHISON	29,017.01	1.25
19	00728	CHINA TELECOM	27,353.80	1.18
20	00011	HANG SENG BANK	26,542.25	1.14
Total			1,399,429.95	60.25

20 Most Active Stock by Shares

for 4th quarter 2008

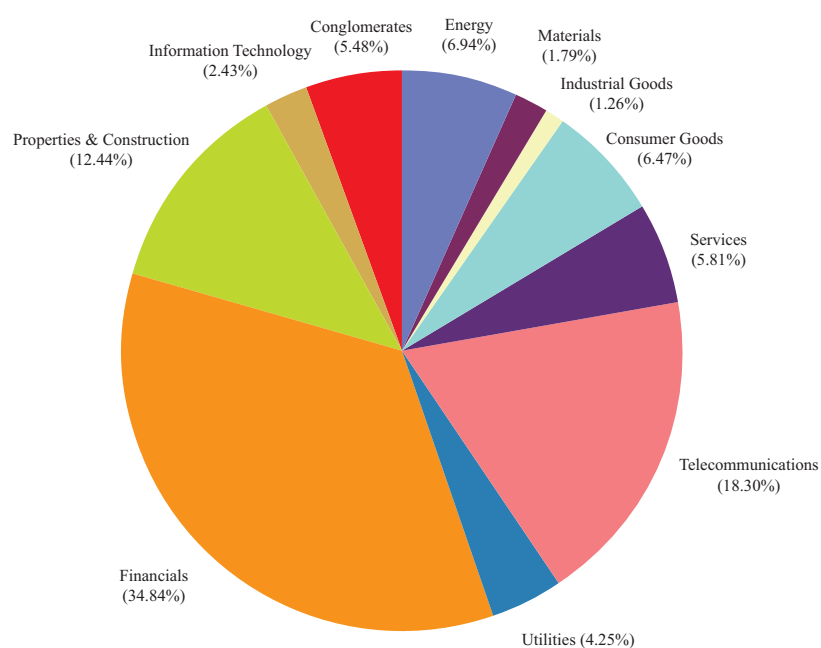
Rank	Code	Stock	Turnover (Mil. shs)	% of total
1	03886	TOWN HEALTH	35,356.15	5.81
2	00397	HK HEALTH CHECK	34,620.08	5.69
3	01398	ICBC	33,034.62	5.43
4	00939	CCB	29,499.81	4.85
5	03988	BANK OF CHINA	23,241.91	3.82
6	00857	PETROCHINA	13,365.80	2.20
7	00386	SINOPEC CORP	12,377.52	2.04
8	00883	CNOOC	10,285.87	1.69
9	00728	CHINA TELECOM	9,756.96	1.60
10	02628	CHINA LIFE	7,325.90	1.20
11	01228	SUPERB SUMMIT	7,209.16	1.19
12	00380	CHINA PIPE	7,154.48	1.18
13	01222	WANG ON GROUP	6,786.22	1.12
14	00697	SHOUGANG INT'L	6,700.46	1.10
15	03328	BANKCOMM	6,043.20	0.99
16	00202	INTERCHINA HOLD	5,885.24	0.97
17	00123	GUANGZHOU INV	5,702.28	0.94
18	00981	SMIC	5,544.62	0.91
19	01919	CHINA COSCO	5,053.19	0.83
20	00152	SHENZHEN INT'L	5,034.58	0.83
Total			269,978.04	44.40

Main Board Equities

Market Capitalisation of listed companies for Main Board

		HK\$ mil.
2007	Q4	20,536,462.82
2008	Q1	16,825,275.91
	Q2	16,246,996.96
	Q3	12,481,118.88
	Q4	10,253,588.75

Market Capitalisation by Hang Seng Industry Classification System* – Main Board Quarter-end figures



* Hang Seng Industry Classification System (HSICS) is provided by Hang Seng Indexes Company Limited.

Main Board Equities

50 Leading Companies by Market Capitalisation

as at the 4th quarter end 2008

Rank	Code	Company	Market capitalisation (HK\$ mil.)	% of market total
1	00941	China Mobile Ltd.	1,560,059.49	15.21
2	00939	China Construction Bank Corporation – H Shares	954,928.61	9.31
3	00005	HSBC Holdings plc	892,137.54	8.70
4	01398	Industrial and Commercial Bank of China Ltd. – H Shares	338,870.53	3.30
5	00883	CNOOC Ltd.	323,405.01	3.15
6	00762	China Unicom (Hong Kong) Ltd.	221,036.27	2.16
7	00011	Hang Seng Bank Ltd.	194,434.41	1.90
8	02628	China Life Insurance Co. Ltd. – H Shares	175,239.67	1.71
9	02888	Standard Chartered PLC	174,596.41	1.70
10	00001	Cheung Kong (Holdings) Ltd.	169,774.85	1.66
11	00016	Sun Hung Kai Properties Ltd.	165,655.94	1.62
12	00013	Hutchison Whampoa Ltd.	165,631.95	1.62
13	03988	Bank of China Ltd. – H Shares	161,162.93	1.57
14	00857	PetroChina Co. Ltd. – H Shares	143,261.53	1.40
15	03328	Bank of Communications Co., Ltd. – H Shares	128,930.38	1.26
16	00002	CLP Holdings Ltd.	126,563.14	1.23
17	00066	MTR Corporation Ltd.	101,673.67	0.99
18	02318	Ping An Insurance (Group) Co. of China Ltd. – H Shares	95,949.14	0.94
19	00006	Hongkong Electric Holdings Ltd.	92,840.38	0.91
20	02388	BOC Hong Kong (Holdings) Ltd.	92,829.01	0.91
21	00700	Tencent Holdings Ltd.	89,794.17	0.88
22	00688	China Overseas Land & Investment Ltd.	88,011.41	0.86
23	00388	Hong Kong Exchanges and Clearing Ltd.	79,111.64	0.77
24	00019	Swire Pacific Ltd.	79,103.47	0.77
25	00386	China Petroleum & Chemical Corporation – H Shares	78,700.49	0.77
26	00003	Hong Kong and China Gas Co. Ltd., The	77,987.52	0.76
27	00101	Hang Lung Properties Ltd.	69,804.54	0.68
28	01038	Cheung Kong Infrastructure Holdings Ltd.	65,710.22	0.64
29	00836	China Resources Power Holdings Co. Ltd.	62,645.68	0.61
30	00012	Henderson Land Development Co. Ltd.	61,611.51	0.60
31	00004	Wharf (Holdings) Ltd., The	58,519.55	0.57
32	01088	China Shenhua Energy Co. Ltd. – H Shares	55,736.75	0.54
33	00330	Esprit Holdings Ltd.	54,578.45	0.53
34	00322	Tingyi (Cayman Islands) Holdings Corp.	50,169.40	0.49
35	00494	Li & Fung Ltd.	48,260.48	0.47
36	01109	China Resources Land Ltd.	44,795.79	0.44
37	00151	Want Want China Holdings Ltd.	42,394.60	0.41
38	01800	China Communications Construction Co. Ltd. – H Shares	42,326.90	0.41
39	00728	China Telecom Corporation Ltd. – H Shares	40,105.71	0.39
40	00083	Sino Land Co. Ltd.	38,761.76	0.38
41	03968	China Merchants Bank Co., Ltd. – H Shares	38,226.32	0.37
42	00144	China Merchants Holdings (International) Co. Ltd.	36,303.07	0.35
43	00247	Tsim Sha Tsui Properties Ltd.	36,273.45	0.35
44	00392	Beijing Enterprises Holdings Ltd.	35,929.23	0.35
45	00096	Wing Lung Bank Ltd.	35,641.18	0.35
46	00020	Wheelock and Co. Ltd.	34,541.44	0.34
47	00293	Cathay Pacific Airways Ltd.	34,292.38	0.33
48	00998	China CITIC Bank Corporation Ltd. – H Shares	32,864.78	0.32
49	00291	China Resources Enterprise, Ltd.	32,297.81	0.31
50	00010	Hang Lung Group Ltd.	31,284.25	0.31
Total			7,854,764.80	76.61
Market Total			10,253,588.75	100.00

Main Board Equities

Short Selling (value)

		Short selling turnover (HK\$ mil.)	Equity turnover (HK\$ mil.) *	% of equity total
2007	Q4	569,658.22	6,078,123.87	9.37
2008	Q1	439,273.23	4,163,154.65	10.55
	Q2	345,265.36	3,346,787.65	10.32
	Q3	327,618.01	2,847,263.13	11.51
	Q4	207,081.01	2,326,710.98	8.90

* include Main Board and GEM figures

Short Selling (share)

		Short selling turnover (Mil. shs)	Equity turnover (Mil. shs) *	% of equity total
2007	Q4	34,333.59	935,266.06	3.67
2008	Q1	30,556.34	624,769.65	4.89
	Q2	25,402.17	551,233.73	4.61
	Q3	27,563.50	441,101.48	6.25
	Q4	26,217.91	628,043.79	4.17

* include Main Board and GEM figures

New Listing Companies Statistics

		No. of newly listed companies	No. of companies transferred from GEM *	Funds raised (HK\$ mil.)#
2007	Q4	30	–	131,456.50
2008	Q1	10	–	32,990.02
	Q2	11	–	17,153.41
	Q3	7	8	11,970.91
	Q4	5	6	3,645.19

* Included only the transfers of listing from GEM to Main Board pursuant to the revised Rule 9.24 of GEM Listing Rules and to the new Chapter 9A of the Main Board Listing Rules effective from 1 July 2008

All funds raised are attributed to the initial public offers of newly listed companies

Main Board Equities

Newly Listed Companies

for 4th quarter 2008

Code	Company name	Listing date	No. of issued shares	Funds raised (HK\$ mil.)
00963	Bloomage BioTechnology Corporation Ltd.	2008/10/03	312,000,000	78.00
00445	China Fire Safety Enterprise Group Holdings Ltd. *	2008/10/06	n.a.	n.a.
01387	Renhe Commercial Holdings Co. Ltd.	2008/10/22	20,000,000,000	3,390.00
00865	First Mobile Group Holdings Ltd. *	2008/11/06	n.a.	n.a.
00872	Jinheng Automotive Safety Technology Holdings Ltd. *	2008/11/12	n.a.	n.a.
00195	Vitar International Holdings Ltd.	2008/11/12	100,000,000	58.80
02008	Phoenix Satellite Television Holdings Ltd. *	2008/12/05	n.a.	n.a.
00803	Prosperity International Holdings (H.K.) Ltd. *	2008/12/18	n.a.	n.a.
00834	China Kangda Food Co. Ltd.	2008/12/22	440,676,000	-
00705	CVM Minerals Ltd.	2008/12/22	451,000,000	118.39
00354	Chinasoft International Ltd. *	2008/12/29	n.a.	n.a.
Total				3,645.19

* Transfers of listing from GEM to Main Board pursuant to the revised Rule 9.24 of the GEM Listing Rules and to the new Chapter 9A of the Main Board Listing Rules effective from 1 July 2008.

Withdrawal of Listed Companies

for 4th quarter 2008

Code	Company name	Last trading date	Delisted date
00906	China Netcom Group Corporation (Hong Kong) Ltd.	2008/10/06	2008/10/15
00183	CITIC International Financial Holdings Ltd.	2008/10/15	2008/11/05

Main Board Equities

Company Name Changes

for 4th quarter 2008

Code	Old name	New name	Effective date	Adoption date
00745	Wing Hong (Holdings) Ltd.	China Railsmedia Corporation Ltd.	2008/09/02	2008/10/02
00933	First Sign International Holdings Ltd.	Brightoil Petroleum (Holdings) Ltd.	2008/08/19	2008/10/06
01141	Xin Corporation Ltd.	Poly Development Holdings Ltd.	2008/08/29	2008/10/10
00762	China Unicom Ltd.	China Unicom (Hong Kong) Ltd.	2008/10/15	2008/10/15
03393	Wasion Group Ltd.	Wasion Group Holdings Ltd.	2008/09/01	2008/10/15
01013	Plus Holdings Ltd.	Wai Chun Group Ltd.	2008/08/28	2008/10/24
01065	Tianjin Capital Environmental Protection Co. Ltd. – H Shares	Tianjin Capital Environmental Protection Group Co. Ltd. – H Shares	2008/08/04	2008/11/10
00283	Matsunichi Communication Holdings Ltd.	Goldin Properties Holdings Ltd.	2008/11/06	2008/11/12
00419	Asian Union New Media (Group) Ltd.	Media China Corporation Ltd.	2008/10/20	2008/11/21
01193	China Resources Logic Ltd.	China Resources Gas Group Ltd.	2008/11/12	2008/12/03
00509	Century Sunshine Ecological Technology Holdings Ltd.	Century Sunshine Group Holdings Ltd.	2008/12/03	2008/12/22
02302	United Metals Holdings Ltd.	CNNC International Ltd.	2008/11/14	2008/12/23
00905	Apex Capital Ltd.	Mastermind Capital Ltd.	2008/11/11	2008/12/24
01194	China Force Oil & Grains Industrial Holdings Co., Ltd.	China Precious Metal Resources Holdings Co., Ltd.	2008/11/12	2008/12/30
00686	Gay Giano International Group Ltd.	Time Infrastructure Holdings Ltd.	2008/12/02	2008/12/30

* Change of English name only

Change of Chinese name only

Main Board Equities

Bonus Issues / Bonus Warrants

for 4th quarter 2008

Code	Company	Particulars	Ex-date
00372	ITC Corporation Ltd.	1 2009 wt for 5	2008/10/14
00731	Samson Paper Holdings Ltd.	1 2010 wt for 6	2008/11/24
02338	Weichai Power Co. Ltd. - H Shares	6 for 10	2008/11/26
00682	Chaoda Modern Agriculture (Holdings) Ltd.	1 for 25	2008/12/04

Share Split / Consolidation

for 4th quarter 2008

Code	Company	Particulars	Effective date
02882	Ocean Grand Chemicals Holdings Ltd.	Consolidation 10 into 1	2008/10/02
00355	Century City International Holdings Ltd.	Consolidation 10 into 1	2008/10/23
00617	Paliburg Holdings Ltd.	Consolidation 10 into 1	2008/10/23
00078	Regal Hotels International Holdings Ltd.	Consolidation 10 into 1	2008/10/23
00343	Culturecom Holdings Ltd.	Consolidation 10 into 1	2008/11/04
00275	Hanny Holdings Ltd.	Consolidation 50 into 1	2008/11/04
00885	Forefront Group Ltd.	Consolidation 4 into 1	2008/11/26
00279	Freeman Corporation Ltd.	Consolidation 5 into 1	2008/11/26
00412	Heritage International Holdings Ltd.	Consolidation 10 into 1	2008/11/28
00273	Willie International Holdings Ltd.	Consolidation 10 into 1	2008/12/05
01064	Zhong Hua International Holdings Ltd.	Consolidation 10 into 1	2008/12/11
00559	Hua Yi Copper Holdings Ltd.	Consolidation 5 into 1	2008/12/16
02312	China Financial Leasing Group Ltd.	Consolidation 5 into 1	2008/12/19
00628	Dore Holdings Ltd.	Consolidation 10 into 1	2008/12/19

Main Board Equities

Rights Issues & Open Offers

for 4th quarter 2008

Month	Code	Company	Ratio	Funds raised (HK\$ mil.)
Oct	00530	Fortuna International Holdings Ltd.	Open offer 5 for 1 @\$0.02	61.21
	00342	NewOcean Energy Holdings Ltd.	Offer 1 for 1 @\$0.30	144.50
	00201	Magnificent Estates Ltd.	Rts 1 Mandatorily Conv Bond for 2 @\$0.16	447.18*
	00620	UDL Holdings Ltd.	Rts 1 for 1 @\$0.035	176.58
	01193	China Resources Gas Group Ltd.	Rts 4 for 1 @\$3.42	3,869.84
Nov	00731	Samson Paper Holdings Ltd.	Open offer 1 convertible non-voting preference share for 3 @\$0.70	100.16*
	00905	Mastermind Capital Ltd.	Open offer 5 for 1 @\$0.025	30.00
Dec	02888	Standard Chartered PLC	Rts 30 for 91 @\$45.11	21,202.37
	00636	Fubon Bank (Hong Kong) Ltd.	Open offer 1 preference sh for 1 @USD 0.10237	USD120.00*
Total				25,484.50

* Figures are not included for the fund raised.

Main Board Equities

Placing*

Month	Code	Company	No. of new shares placed	Placing price (HK\$)	Funds raised (HK\$ mil.)
2008					
Sep **	02700	SMART UNION GP	92,096,000	0.293	26.98
	00988	THE SUN'S GROUP	72,000,000	2.100	151.20
	00686	TIME INFRA HOLD	30,000,000	0.800	24.00
	00159	WAH NAM INT'L	240,000,000	0.500	120.00
	00612	CHINA INV FUND	179,200,000	0.057	10.21
	00494	LI & FUNG	168,000,000	23.090	3,879.12
	00351	CS CONSERVAT P	4,000,000,000	0.050	200.00
	00585	IMAGI INT'L	90,600,000	0.860	77.92
	Oct	02882	OCEAN G CHEM	357,000,000	0.140
00628		DORE HOLDINGS	347,848,000	0.170	59.13
03886		TOWN HEALTH	3,400,000,000	0.040	136.00
Nov	02302	CNNC INT'L	159,168,308	1.770	281.73
	01178	VITOP BIOENERGY	23,800,000	0.127	3.02
	01178	VITOP BIOENERGY	123,300,000	0.095	11.71
	00646	YARDWAY	270,000,000	0.300	81.00
	00109	WONDERFUL WORLD	1,284,000,000	0.020	25.68
	00379	PME	160,000,000	0.100	16.00
Dec	00733	HOPEFLUENT	49,200,000	0.650	31.98
	01222	WANG ON GROUP	900,000,000	0.022	19.80
	00381	KIU HUNG ENERGY	70,000,000	0.270	18.90
	01222	WANG ON GROUP	672,600,000	0.022	14.80
	00397	HK HEALTH CHECK	2,600,000,000	0.011	28.60
	00381	KIU HUNG ENERGY	37,000,000	0.270	9.99
	00989	CHINA MOTION	470,024,427	0.042	19.74
Total					5,297.50

* Due to the reporting time-lag, placing figures for the quarter are provisional.

** Supplementary information update for previous quarters.

Main Board Warrants

Warrant Trading Statistics

		Equity wts (HK\$ mil.)	Derivative wts (HK\$ mil.)	Total (HK\$ mil.)
2007	Q4	1,618.97	2,148,846.16	2,150,465.13
2008	Q1	441.42	1,611,079.67	1,611,521.09
	Q2	516.79	958,619.84	959,136.63
	Q3	166.30	555,791.97	555,958.28
	Q4	5.74	308,244.86	308,250.59

Warrant Market Value

		Number	Equity wts (HK\$ mil.)	Number	Derivative wts (HK\$ mil.)	Total no.	Total (HK\$ mil.)
2007	Q4	30	6,873.37	4,483	696,995.85	4,513	703,869.22
2008	Q1	36	3,489.26	5,000	336,368.73	5,036	339,857.99
	Q2	35	2,089.63	4,599	212,788.32	4,634	214,877.95
	Q3	37	776.08	3,941	156,186.99	3,978	156,963.07
	Q4	34	548.52	3,011	169,573.55	3,045	170,122.08

New Listing Statistics – Warrants

		No. of newly listed equity wts	No. of newly listed derivative wts	Amount raised (HK\$ mil.)
2007	Q4	6	2,264	369,803.02
2008	Q1	7	1,719	257,483.82
	Q2	2	1,058	110,344.97
	Q3	6	1,174	107,224.10
	Q4	3	871	80,858.92

Newly Listed Equity Warrants

for 4th quarter 2008

Code	Equity warrants	Initial issued amount (HK\$)	Listing date	Expiry	Amount raised (HK\$ mil.)
00344	China Oil Resources Holdings Ltd. Warrants 2011	77,709,328	2008/10/21	2011/10/16	–
00779	ITC Corporation Ltd. Warrants 2009	118,562,632	2008/11/07	2009/11/04	–
00644	Samson Paper Holdings Ltd. Warrants 2010	76,312,540	2008/12/09	2010/06/04	–
Total					–

Main Board Warrants

Newly Listed Derivative Warrants

for 4th quarter 2008

Code	Derivative warrants	No. of issue (units)	Listing date	Expiry	Amount raised (HK\$ mil.)
15179	Deutsche Bank AG – HKEx European Warrants Jun 2009	300,000,000	2008/10/02	2009/06/22	51.00
15178	ABN AMRO Bank N.V. – China Mobile Euro Put Wts Mar 2009 E	100,000,000	2008/10/02	2009/03/23	71.00
15180	BOCI Asia Ltd. – Ch Comm Cons European Warrants Dec 2009	300,000,000	2008/10/03	2009/12/02	75.00
15181	BOCI Asia Ltd. – HK Gas European Warrants Sep 2009	100,000,000	2008/10/03	2009/09/02	25.00
15182	BOCI Asia Ltd. – Tracker Fund European Warrants Jun 2009	300,000,000	2008/10/03	2009/06/17	75.00
15185	Deutsche Bank AG – HSI European Warrants Mar 2009 I	300,000,000	2008/10/03	2009/03/30	72.00
15186	Deutsche Bank AG – HSI European Put Warrants Jan 2009 J	300,000,000	2008/10/03	2009/01/29	69.00
15183	SGA Societe Generale Acceptance N.V. – HSI Eur Wt Apr 2009 I	500,000,000	2008/10/03	2009/04/29	125.00
15184	SGA Societe Generale Acceptance N.V. – HSI Eur Wt Apr 2009 J	500,000,000	2008/10/03	2009/04/29	125.00
15189	KBC Fin Products Int'l Ltd. – Sinopec Euro Wts May 2009 B	658,000,000	2008/10/06	2009/05/04	98.70
15192	CC Rabobank B.A. – CC Bank European Put Warrants Apr 2009	25,000,000	2008/10/06	2009/04/17	15.25
15194	CC Rabobank B.A. – ICBC European Put Warrants Apr 2009	26,000,000	2008/10/06	2009/04/29	13.52
15190	CC Rabobank B.A. – ICBC European Warrants Apr 2009 B	26,000,000	2008/10/06	2009/04/29	20.80
15191	CC Rabobank B.A. – PetroChina European Warrants Feb 2010	150,000,000	2008/10/06	2010/02/08	37.50
15195	CC Rabobank B.A. – PetroChina European Put Warrants Feb 2010	150,000,000	2008/10/06	2010/02/08	37.50
15193	CC Rabobank B.A. – Ping An European Warrants May 2009 A	25,000,000	2008/10/06	2009/05/08	20.75
15187	SGA Societe Generale Acceptance N.V. – BOCom Eur Wt Nov 2009	300,000,000	2008/10/06	2009/11/23	54.00
15188	SGA Societe Generale Acceptance N.V. – A50 Ch Eu Wt Jun09A	300,000,000	2008/10/06	2009/06/08	60.00
09740#	UBS AG – Ping An European Warrants Dec 2008 D	1,000,000,000	2008/10/06	2008/12/22	21.00
15205	Deutsche Bank AG – China Life European Put Wts Apr 2009 A	300,000,000	2008/10/08	2009/04/14	120.00
15206	Deutsche Bank AG – ICBC European Warrants Feb 2009 B	200,000,000	2008/10/08	2009/02/23	90.00
15196	HK Bank – China Mobile European Warrants Oct 2010	280,000,000	2008/10/08	2010/10/15	70.00
15199	Merrill Lynch Int'l & Co. C.V. – CC Bank Euro Wts Feb 2010 B	100,000,000	2008/10/08	2010/02/01	100.00
15200	Merrill Lynch Int'l & Co. C.V. – China Life Eu Wt Jan 2011	180,000,000	2008/10/08	2011/01/31	165.60
15201	Merrill Lynch Int'l & Co. C.V. – HSBC Euro Wts May 2011	180,000,000	2008/10/08	2011/05/31	45.00
15202	Merrill Lynch Int'l & Co. C.V. – PetroChina Eu Wt Apr 2009	100,000,000	2008/10/08	2009/04/07	15.50
15197	SGA Societe Generale Acceptance N.V. – ICBC Eu Wt Jun 2009	150,000,000	2008/10/08	2009/06/08	150.00
15198	SGA Societe Generale Acceptance N.V. – Petch Eu Wt Oct 2009C	600,000,000	2008/10/08	2009/10/19	135.60
15209	Deutsche Bank AG – HSI European Warrants Apr 2009 A	300,000,000	2008/10/09	2009/04/29	87.00
15213	Deutsche Bank AG – HSI European Put Warrants Apr 2009 B	300,000,000	2008/10/09	2009/04/29	75.00
10837	Deutsche Bank AG – Nikkei 225 Index European Wts Jun 2009 A	200,000,000	2008/10/09	2009/06/12	52.00
10841	Deutsche Bank AG – Nikkei 225 Index Euro Put Wts Jun 2009 B	200,000,000	2008/10/09	2009/06/12	54.00
15218	Goldman Sachs SP (Asia) – China Life Euro Wts Mar 2009	100,000,000	2008/10/09	2009/03/30	74.00
15219	Goldman Sachs SP (Asia) – PetroChina European Wts Oct 2009	250,000,000	2008/10/09	2009/10/29	47.50
15210	KBC Fin Products Int'l Ltd. – CNOOC European Wts Jun 2009	518,000,000	2008/10/09	2009/06/22	98.42
15207	SGA Societe Generale Acceptance N.V. – HSCEI Eu Wt Apr 2009A	200,000,000	2008/10/09	2009/04/29	50.00
15208	SGA Societe Generale Acceptance N.V. – HSCEI Eu Wt Apr 2009B	200,000,000	2008/10/09	2009/04/29	50.00
15211	SGA Societe Generale Acceptance N.V. -HSCEI Eu Put Wt Apr09C	200,000,000	2008/10/09	2009/04/29	50.00
15212	SGA Societe Generale Acceptance N.V. -HSCEI Eu Put Wt Apr09D	200,000,000	2008/10/09	2009/04/29	50.00
15214	UBS AG – China Life European Warrants Apr 2009 A	500,000,000	2008/10/09	2009/04/15	150.00
15215	UBS AG – China Life European Warrants Apr 2009 B	500,000,000	2008/10/09	2009/04/15	125.00
15216	UBS AG – China Life European Warrants Sep 2009 A	500,000,000	2008/10/09	2009/09/28	125.00

Main Board Warrants

Code	Derivative warrants	No. of issue (units)	Listing date	Expiry	Amount raised (HK\$ mil.)
15217	UBS AG – China Life European Warrants Sep 2009 B	500,000,000	2008/10/09	2009/09/28	125.00
15221	SGA Societe Generale Acceptance N.V. – CCB Eur Wt Jun 2009	100,000,000	2008/10/10	2009/06/01	73.00
15220	SGA Societe Generale Acceptance N.V. – CK(H) Eu Wt Jul 2009	400,000,000	2008/10/10	2009/07/02	60.00
15222	SGA Societe Generale Acceptance N.V. – CP&CC Eur Wt Jun 2009	100,000,000	2008/10/10	2009/06/01	95.00
15223	UBS AG – Cheung Kong European Warrants Aug 2009	500,000,000	2008/10/10	2009/08/17	125.00
15224	UBS AG – China Shenhua European Warrants May 2009 A	500,000,000	2008/10/10	2009/05/25	125.00
15225	UBS AG – Hutchison European Warrants Jul 2011	500,000,000	2008/10/10	2011/07/25	125.00
15226	UBS AG – SHK Ppt European Warrants Aug 2010	500,000,000	2008/10/10	2010/08/30	125.00
15228	BNP Paribas Arbit Issu B.V. – CHALCO European Wts Jun 2010	200,000,000	2008/10/13	2010/06/21	50.00
15229	BNP Paribas Arbit Issu B.V. – Ch Mobile Eu Put Wt Aug 2009 A	200,000,000	2008/10/13	2009/08/03	32.00
15227	BNP Paribas Arbit Issu B.V. – HSI European Wts Apr 2009 B	300,000,000	2008/10/13	2009/04/29	78.00
15231	BNP Paribas Arbit Issu B.V. – HSI Euro Put Wts Apr 2009 D	300,000,000	2008/10/13	2009/04/29	75.00
15230	BNP Paribas Arbit Issu B.V. – PetroCh Euro Wts Mar 2009 B	200,000,000	2008/10/13	2009/03/16	30.00
15235	HK Bank – CC Bank European Warrants Jun 2009	280,000,000	2008/10/13	2009/06/05	238.00
15236	HK Bank – China COSCO European Warrants Jan 2010	280,000,000	2008/10/13	2010/01/22	70.00
15234	HK Bank – China Coal European Warrants Nov 2009	280,000,000	2008/10/13	2009/11/20	70.00
15237	HK Bank – Ch Ship Cont European Warrants Aug 2009	280,000,000	2008/10/13	2009/08/05	72.80
15232	SGA Societe Generale Acceptance N.V. – CTel Eu Wt Jun 2009 B	150,000,000	2008/10/13	2009/06/29	82.50
15233	SGA Societe Generale Acceptance N.V. – HWL Eur Wt May 2009	80,000,000	2008/10/13	2009/05/04	48.00
09411#	UBS AG – Sinopec Corp European Warrants Mar 2009 C	1,000,000,000	2008/10/13	2009/03/23	42.00
13976#	UBS AG – A50 China European Warrants Jan 2009	1,000,000,000	2008/10/13	2009/01/12	28.00
15249	ABN AMRO Bank N.V. – HSI European Warrants Apr 2009 A	400,000,000	2008/10/14	2009/04/29	112.80
15253	ABN AMRO Bank N.V. – HSI European Put Warrants Apr 2009 B	400,000,000	2008/10/14	2009/04/29	104.40
10838	ABN AMRO Bank N.V. – Silver European Warrants Jun 2009	800,000,000	2008/10/14	2009/06/30	200.00
15240	Credit Suisse – China Mobile European Warrants Apr 2010 A	200,000,000	2008/10/14	2010/04/26	34.00
15239	Credit Suisse – CC Bank European Warrants Dec 2009	200,000,000	2008/10/14	2009/12/07	30.00
15241	Credit Suisse – China Life European Warrants Oct 2009 A	200,000,000	2008/10/14	2009/10/12	50.00
15242	Credit Suisse – HSBC European Wts Aug 2010	200,000,000	2008/10/14	2010/08/02	50.00
15243	Deutsche Bank AG – CNOOC European Warrants Jun 2009	300,000,000	2008/10/14	2009/06/29	45.00
15244	Deutsche Bank AG – CNOOC European Warrants Oct 2009	300,000,000	2008/10/14	2009/10/19	51.00
10839	Deutsche Bank AG – DJIA European Warrants Jun 2009 A	150,000,000	2008/10/14	2009/06/22	37.50
10844	Deutsche Bank AG – DJIA European Put Warrants Jun 2009 B	150,000,000	2008/10/14	2009/06/22	37.50
15238	SGA Societe Generale Acceptance N.V. – CNOOC Eu Wt Jul 2009B	400,000,000	2008/10/14	2009/07/03	74.80
15245	UBS AG – Bank of EA European Warrants Jun 2009	500,000,000	2008/10/14	2009/06/22	125.00
15246	UBS AG – BOC HK European Warrants Jul 2009	500,000,000	2008/10/14	2009/07/27	125.00
15247	UBS AG – HS Bank European Warrants Jun 2009	500,000,000	2008/10/14	2009/06/29	125.00
15248	UBS AG – HS Bank European Warrants Sep 2009	500,000,000	2008/10/14	2009/09/28	125.00
14956#	Deutsche Bank AG – PetroChina European Warrants Mar 2009 B	300,000,000	2008/10/14	2009/03/23	15.30
14868#	Deutsche Bank AG – HSI European Warrants Mar 2009 A	300,000,000	2008/10/14	2009/03/30	18.90
14835#	KBC Fin Products Int'l Ltd. – HSI European Wts Mar 2009 E	638,000,000	2008/10/14	2009/03/30	49.13
15250	ABN AMRO Bank N.V. – PetroChina European Warrants Nov 2009 A	688,000,000	2008/10/15	2009/11/30	172.00
15258	Deutsche Bank AG – China Life European Put Wts Apr 2009 B	300,000,000	2008/10/15	2009/04/27	75.00
15295	Deutsche Bank AG – CNOOC European Warrants Dec 2009	300,000,000	2008/10/15	2009/12/28	75.00
15259	Deutsche Bank AG – Sinopec Corp European Warrants Apr 2009 A	300,000,000	2008/10/15	2009/04/20	324.00

Main Board Warrants

Code	Derivative warrants	No. of			Amount raised (HK\$ mil.)
		issue (units)	Listing date	Expiry	
15294	Deutsche Bank AG – Sinopec Corp European Warrants Apr 2009 B	300,000,000	2008/10/15	2009/04/20	315.00
15289	Deutsche Bank AG – HSI European Warrants Apr 2009 C	300,000,000	2008/10/15	2009/04/29	75.00
15290	Deutsche Bank AG – HSI European Warrants Apr 2009 D	300,000,000	2008/10/15	2009/04/29	75.00
15291	Deutsche Bank AG – HSI European Warrants Apr 2009 E	300,000,000	2008/10/15	2009/04/29	75.00
15292	Deutsche Bank AG – HSI European Put Warrants Apr 2009 F	300,000,000	2008/10/15	2009/04/29	75.00
15293	Deutsche Bank AG – HSI European Put Warrants Apr 2009 G	300,000,000	2008/10/15	2009/04/29	75.00
15260	Deutsche Bank AG – PetroChina European Warrants Dec 2009 A	300,000,000	2008/10/15	2009/12/28	52.50
15296	Deutsche Bank AG – PetroChina European Warrants Dec 2009 B	300,000,000	2008/10/15	2009/12/28	75.00
15251	HK Bank – CHALCO European Warrants Dec 2010	280,000,000	2008/10/15	2010/12/16	70.00
15286	J P Morgan SP BV – China COSCO European Warrants Nov 2009	150,000,000	2008/10/15	2009/11/27	38.85
15285	J P Morgan SP BV – Cheung Kong European Warrants Dec 2009	188,000,000	2008/10/15	2009/12/30	47.19
15287	J P Morgan SP BV – Sinopec Corp European Warrants Jul 2010	300,000,000	2008/10/15	2010/07/29	75.00
15288	J P Morgan SP BV – New World Dev European Warrants Dec 2009	180,000,000	2008/10/15	2009/12/30	45.36
15278	KBC Fin Products Int'l Ltd. – HSCEI Euro Wts Apr 2009 A	400,000,000	2008/10/15	2009/04/29	100.00
15279	KBC Fin Products Int'l Ltd. – HSCEI Euro Wts Apr 2009 B	400,000,000	2008/10/15	2009/04/29	100.00
15275	KBC Fin Products Int'l Ltd. – HSI European Wts Apr 2009 D	400,000,000	2008/10/15	2009/04/29	100.00
15276	KBC Fin Products Int'l Ltd. – HSI European Wts Apr 2009 E	400,000,000	2008/10/15	2009/04/29	100.00
15277	KBC Fin Products Int'l Ltd. – HSI European Wts Apr 2009 F	400,000,000	2008/10/15	2009/04/29	100.00
15283	KBC Fin Products Int'l Ltd. – HSI Euro Put Wts Apr 2009 G	400,000,000	2008/10/15	2009/04/29	100.00
15284	KBC Fin Products Int'l Ltd. – HSI Euro Put Wts Apr 2009 H	400,000,000	2008/10/15	2009/04/29	100.00
15252	CC Rabobank B.A. – CC Bank European Warrants Aug 2009	100,000,000	2008/10/15	2009/08/28	85.00
15254	CC Rabobank B.A. – China Railway European Wts Apr 2009	50,000,000	2008/10/15	2009/04/30	50.00
15255	CC Rabobank B.A. – Hang Seng Bank European Warrants Sep 2009	100,000,000	2008/10/15	2009/09/29	25.00
15256	CC Rabobank B.A. – Hutchison European Warrants Jul 2009 A	50,000,000	2008/10/15	2009/07/30	30.00
15257	CC Rabobank B.A. – MTRC European Warrants Jul 2009 A	100,000,000	2008/10/15	2009/07/30	35.00
15281	SGA Societe Generale Acceptance N.V. – Ch Mob Eu Wt Jul 2009	800,000,000	2008/10/15	2009/07/20	123.20
15282	SGA Societe Generale Acceptance N.V. – CMob Eu Put Wt Sep09A	800,000,000	2008/10/15	2009/09/21	127.20
15280	SGA Societe Generale Acceptance N.V. – CLife Eu Wt May 2009B	400,000,000	2008/10/15	2009/05/11	228.00
15264	UBS AG – China Mobile European Put Warrants Jul 2009	500,000,000	2008/10/15	2009/07/27	125.00
15265	UBS AG – China Mobile European Put Warrants Dec 2009	500,000,000	2008/10/15	2009/12/21	125.00
15261	UBS AG – CC Bank European Warrants Jul 2009 A	500,000,000	2008/10/15	2009/07/27	350.00
15262	UBS AG – CM Bank European Warrants Jun 2009 A	500,000,000	2008/10/15	2009/06/29	200.00
15263	UBS AG – CM Bank European Warrants Jun 2009 B	500,000,000	2008/10/15	2009/06/29	150.00
15267	UBS AG – CNOOC European Warrants Oct 2009 B	500,000,000	2008/10/15	2009/10/27	125.00
15268	UBS AG – CNOOC European Put Warrants Jun 2009	500,000,000	2008/10/15	2009/06/22	125.00
15269	UBS AG – CNOOC European Put Warrants Nov 2009	500,000,000	2008/10/15	2009/11/30	125.00
15266	UBS AG – China Shenhua European Warrants May 2009 B	500,000,000	2008/10/15	2009/05/25	200.00
15270	UBS AG – ICBC European Warrants May 2009	500,000,000	2008/10/15	2009/05/18	375.00
15271	UBS AG – PetroChina European Warrants Jun 2009	500,000,000	2008/10/15	2009/06/22	125.00
15272	UBS AG – PetroChina European Warrants Oct 2009 B	500,000,000	2008/10/15	2009/10/27	125.00
15273	UBS AG – PetroChina European Put Warrants Jul 2009	500,000,000	2008/10/15	2009/07/27	125.00
15274	UBS AG – Ping An European Warrants Dec 2009	500,000,000	2008/10/15	2009/12/21	125.00
15316	ABN AMRO Bank N.V. – HSI European Warrants Apr 2009 C	400,000,000	2008/10/16	2009/04/29	108.80
15320	ABN AMRO Bank N.V. – HSI European Put Warrants Apr 2009 D	400,000,000	2008/10/16	2009/04/29	105.60

Main Board Warrants

Code	Derivative warrants	No. of			Amount raised (HK\$ mil.)
		issue (units)	Listing date	Expiry	
15310	Deutsche Bank AG – CC Bank European Warrants Apr 2009 B	300,000,000	2008/10/16	2009/04/20	210.00
15312	Deutsche Bank AG – A50 China European Warrants Apr 2009 B	300,000,000	2008/10/16	2009/04/20	75.00
15313	Deutsche Bank AG – HSI European Warrants Apr 2009 H	300,000,000	2008/10/16	2009/04/29	75.00
15314	Deutsche Bank AG – HSI European Put Warrants Apr 2009 I	300,000,000	2008/10/16	2009/04/29	75.00
15315	Deutsche Bank AG – HSI European Put Warrants Apr 2009 J	300,000,000	2008/10/16	2009/04/29	75.00
15311	Deutsche Bank AG – ICBC European Warrants Apr 2009 B	300,000,000	2008/10/16	2009/04/20	213.00
15322	Goldman Sachs SP (Asia) – HSI European Warrants May 2009 A	200,000,000	2008/10/16	2009/05/27	50.00
15319	Goldman Sachs SP (Asia) – HSI European Put Warrants Mar 2009	200,000,000	2008/10/16	2009/03/30	40.00
15318	Goldman Sachs SP (Asia) – HSI European Put Warrants May 09C	200,000,000	2008/10/16	2009/05/27	50.00
15317	Goldman Sachs SP (Asia) – HSI European Put Warrants Jun 2009	200,000,000	2008/10/16	2009/06/29	50.00
15321	Goldman Sachs SP (Asia) – HSI European Warrants Apr 2009 A	200,000,000	2008/10/16	2009/04/29	50.00
15323	Goldman Sachs SP (Asia) – HSI European Warrants Apr 2009 B	200,000,000	2008/10/16	2009/04/29	32.00
15324	Goldman Sachs SP (Asia) – HSI European Warrants Apr 2009 C	200,000,000	2008/10/16	2009/04/29	30.00
15309	Macquarie Bank Ltd. – HSI European Warrants Apr 2009 A	388,000,000	2008/10/16	2009/04/29	97.00
15302	Macquarie Bank Ltd. – HSI European Put Warrants Apr 2009	388,000,000	2008/10/16	2009/04/29	97.39
15297	SGA Societe Generale Acceptance N.V. – HSI Eu Put Wt Apr 09K	500,000,000	2008/10/16	2009/04/29	125.00
15298	SGA Societe Generale Acceptance N.V. – HSI Eu Put Wt Apr 09L	500,000,000	2008/10/16	2009/04/29	125.00
15299	SGA Societe Generale Acceptance N.V. – HSI Eu Put Wt Apr 09M	500,000,000	2008/10/16	2009/04/29	125.00
15300	SGA Societe Generale Acceptance N.V. – HSI Eu Put Wt Apr 09N	500,000,000	2008/10/16	2009/04/29	125.00
15301	SGA Societe Generale Acceptance N.V. – Petch Eu Wt Dec 2009	600,000,000	2008/10/16	2009/12/29	90.00
15305	UBS AG – HSI European Warrants Sep 2009	500,000,000	2008/10/16	2009/09/29	125.00
15307	UBS AG – HSI European Put Warrants Jun 2009	500,000,000	2008/10/16	2009/06/29	125.00
15308	UBS AG – HSI European Put Warrants Sep 2009	500,000,000	2008/10/16	2009/09/29	125.00
15303	UBS AG – HSI European Warrants Jun 2009 A	500,000,000	2008/10/16	2009/06/29	125.00
15304	UBS AG – HSI European Warrants Jun 2009 B	500,000,000	2008/10/16	2009/06/29	125.00
15306	UBS AG – HSI European Put Warrants May 2009 B	500,000,000	2008/10/16	2009/05/27	125.00
15325	ABN AMRO Bank N.V. – China Mobile European Wts Jun 2009 B	888,000,000	2008/10/17	2009/06/22	144.74
15352	ABN AMRO Bank N.V. – HSBC European Put Warrants Aug 2009	500,000,000	2008/10/17	2009/08/28	77.50
15331	Citigroup Global Mkt H Inc. – CC Bank European Wts Oct 2009	130,000,000	2008/10/17	2009/10/12	96.20
15332	Citigroup Global Mkt H Inc. – China Life Euro Wts Sep 2009	150,000,000	2008/10/17	2009/09/14	93.00
15333	Citigroup Global Mkt H Inc. – China Mobile Eur Wt Oct 2009 C	180,000,000	2008/10/17	2009/10/23	30.60
15334	Citigroup Global Mkt H Inc. – China Mobile Eur Wt Oct 2009 D	180,000,000	2008/10/17	2009/10/23	27.00
15335	Citigroup Global Mkt H Inc. – HS Bank European Wts Jul 2009	300,000,000	2008/10/17	2009/07/20	75.00
15337	Citigroup Global Mkt H Inc. – HSBC European Wts Sep 2009	300,000,000	2008/10/17	2009/09/28	75.00
15336	Citigroup Global Mkt H Inc. – Hutchison Euro Wts Aug 2009	150,000,000	2008/10/17	2009/08/17	76.50
15339	Citigroup Global Mkt H Inc. – MTRC European Wts Oct 2009 B	200,000,000	2008/10/17	2009/10/19	70.00
15338	Citigroup Global Mkt H Inc. – Ping An Euro Wts Oct 2009	180,000,000	2008/10/17	2009/10/19	122.40
15340	Citigroup Global Mkt H Inc. – Swire Pacific A Eur Wt Aug2009	300,000,000	2008/10/17	2009/08/24	75.00
15371	Deutsche Bank AG – China Mobile European Put Wts Nov 2009	300,000,000	2008/10/17	2009/11/09	75.00
15366	Deutsche Bank AG – Cheung Kong European Warrants Dec 2009	300,000,000	2008/10/17	2009/12/14	75.00
15369	Deutsche Bank AG – Cheung Kong European Put Wts Jul 2009 B	300,000,000	2008/10/17	2009/07/20	75.00
15370	Deutsche Bank AG – China Life European Warrants Apr 2009	300,000,000	2008/10/17	2009/04/20	141.00
10842	Deutsche Bank AG – DJIA European Warrants Jun 2009 C	200,000,000	2008/10/17	2009/06/22	50.00
10846	Deutsche Bank AG – DJIA European Put Warrants Jun 2009 D	200,000,000	2008/10/17	2009/06/22	60.00

Main Board Warrants

Code	Derivative warrants	No. of			Amount raised (HK\$ mil.)
		issue (units)	Listing date	Expiry	
15372	Deutsche Bank AG – HSBC European Warrants Jul 2009 C	300,000,000	2008/10/17	2009/07/13	57.00
15363	Deutsche Bank AG – HSCEI European Warrants Apr 2009 C	200,000,000	2008/10/17	2009/04/29	50.00
15367	Deutsche Bank AG – HSCEI European Put Warrants Apr 2009 D	200,000,000	2008/10/17	2009/04/29	50.00
15364	Deutsche Bank AG – HSI European Warrants Apr 2009 K	300,000,000	2008/10/17	2009/04/29	78.00
15365	Deutsche Bank AG – HSI European Warrants Apr 2009 L	300,000,000	2008/10/17	2009/04/29	75.00
15368	Deutsche Bank AG – HSI European Put Warrants Apr 2009 M	300,000,000	2008/10/17	2009/04/29	78.00
15355	Goldman Sachs SP (Asia) – China Mobile Euro Wts Dec 2009	200,000,000	2008/10/17	2009/12/30	50.00
15358	Goldman Sachs SP (Asia) – China Life Euro Wts Aug 2009	100,000,000	2008/10/17	2009/08/28	68.00
15357	Goldman Sachs SP (Asia) – China Life Euro Wts Sep 2009	100,000,000	2008/10/17	2009/09/29	58.00
15356	Goldman Sachs SP (Asia) – China Life Euro Wts Oct 2009	100,000,000	2008/10/17	2009/10/29	52.00
15353	Goldman Sachs SP (Asia) – China Shenhua Euro Wts Oct 2009	100,000,000	2008/10/17	2009/10/29	43.00
15354	Goldman Sachs SP (Asia) – China Shenhua Euro Wts Mar 2010	100,000,000	2008/10/17	2010/03/30	40.00
15360	Goldman Sachs SP (Asia) – HSCEI European Warrants Apr 2009	200,000,000	2008/10/17	2009/04/29	50.00
15361	Goldman Sachs SP (Asia) – HSCEI European Warrants May 2009	200,000,000	2008/10/17	2009/05/27	50.00
15362	Goldman Sachs SP (Asia) – HSCEI European Put Wts Apr 2009	200,000,000	2008/10/17	2009/04/29	50.00
15359	Goldman Sachs SP (Asia) – PetroChina European Wts Nov 2010	200,000,000	2008/10/17	2010/11/29	50.00
15345	J P Morgan SP BV – China Mob European Wts Jul 2009	300,000,000	2008/10/17	2009/07/13	52.50
15344	J P Morgan SP BV – Cathay Pac European Warrants Oct 2009	88,000,000	2008/10/17	2009/10/29	23.32
15346	J P Morgan SP BV – A50 China European Warrants Aug 2009 B	300,000,000	2008/10/17	2009/08/28	76.50
15341	Macquarie Bank Ltd. – CC Bank European Warrants Jun 2009	100,000,000	2008/10/17	2009/06/29	49.30
15342	Macquarie Bank Ltd. – China Life European Wts Aug 2009	200,000,000	2008/10/17	2009/08/28	74.00
15343	Macquarie Bank Ltd. – PetroChina European Wts Sep 2009 A	250,000,000	2008/10/17	2009/09/29	62.50
15347	CC Rabobank B.A. – BOCL European Warrants May 2009 A	50,000,000	2008/10/17	2009/05/15	30.00
15348	CC Rabobank B.A. – Ch Mobile European Warrants Oct 2009 B	100,000,000	2008/10/17	2009/10/29	25.00
15350	CC Rabobank B.A. – A50 China European Warrants May 2009	100,000,000	2008/10/17	2009/05/27	25.00
15351	CC Rabobank B.A. – A50 China European Put Warrants Jul 2009	100,000,000	2008/10/17	2009/07/29	25.00
15349	CC Rabobank B.A. – ICBC European Warrants Aug 2009	50,000,000	2008/10/17	2009/08/28	50.00
15326	SGA Societe Generale Acceptance N.V. – CNOOC Eu Wt Oct 2009A	400,000,000	2008/10/17	2009/10/19	60.00
15327	SGA Societe Generale Acceptance N.V. – HSI Eur Wt Apr 2009 O	500,000,000	2008/10/17	2009/04/29	125.00
15328	SGA Societe Generale Acceptance N.V. – HSI Eur Wt Apr 2009 P	500,000,000	2008/10/17	2009/04/29	125.00
15329	SGA Societe Generale Acceptance N.V. – HSI Eur Wt Apr 2009 Q	500,000,000	2008/10/17	2009/04/29	125.00
15330	SGA Societe Generale Acceptance N.V. – HSI Eur Wt Apr 2009 R	500,000,000	2008/10/17	2009/04/29	125.00
10840	SGA Societe Generale Acceptance N.V. – N225 Eu Wt Jun 2009	40,000,000	2008/10/17	2009/06/11	11.60
10845	SGA Societe Generale Acceptance N.V. – N225 Eu Put Wt Jun 09	40,000,000	2008/10/17	2009/06/11	10.00
15385	BNP Paribas Arbit Issu B.V. – Ch Mobile Euro Wts Jul 2009	300,000,000	2008/10/20	2009/07/13	45.00
15383	BNP Paribas Arbit Issu B.V. – CC Bank Euro Wts Apr 2009	200,000,000	2008/10/20	2009/04/27	80.00
15384	BNP Paribas Arbit Issu B.V. – China Life Euro Wts May 2009 B	200,000,000	2008/10/20	2009/05/11	86.00
15387	BNP Paribas Arbit Issu B.V. – HSI European Wts May 2009 A	300,000,000	2008/10/20	2009/05/27	75.00
15391	BNP Paribas Arbit Issu B.V. – HSI Euro Put Wts May 2009 C	300,000,000	2008/10/20	2009/05/27	81.00
15386	BNP Paribas Arbit Issu B.V. – ICBC European Wts May 2009 D	200,000,000	2008/10/20	2009/05/29	106.00
15390	Deutsche Bank AG – HSBC European Warrants Oct 2009	300,000,000	2008/10/20	2009/10/12	60.00
15388	KBC Fin Products Int'l Ltd. – HSBC European Wts Aug 2009	518,000,000	2008/10/20	2009/08/03	98.42
15389	KBC Fin Products Int'l Ltd. – HSBC European Wts Sep 2009 A	608,000,000	2008/10/20	2009/09/01	99.10
15375	SGA Societe Generale Acceptance N.V. – BOCL Eu Wt Apr 2009	100,000,000	2008/10/20	2009/04/29	43.00

Main Board Warrants

Code	Derivative warrants	No. of			Amount raised (HK\$ mil.)
		issue (units)	Listing date	Expiry	
15376	SGA Societe Generale Acceptance N.V. – CCB Eur Wt Aug 2009	100,000,000	2008/10/20	2009/08/04	67.00
15377	SGA Societe Generale Acceptance N.V. – CLife Eu Wt Jun 2009	400,000,000	2008/10/20	2009/06/01	188.00
15378	SGA Societe Generale Acceptance N.V. – CP&CC Eur Wt Aug 2009	100,000,000	2008/10/20	2009/08/04	114.00
15382	SGA Societe Generale Acceptance N.V. – HSBC Eu Put Wt Nov 09	400,000,000	2008/10/20	2009/11/30	100.00
15381	SGA Societe Generale Acceptance N.V. – HSBC Eu Wt Jan 2010 B	400,000,000	2008/10/20	2010/01/26	72.00
15379	SGA Societe Generale Acceptance N.V. – HSI Eu Put Wt Apr 09S	500,000,000	2008/10/20	2009/04/29	125.00
15380	SGA Societe Generale Acceptance N.V. – HSI Eu Put Wt Apr 09T	500,000,000	2008/10/20	2009/04/29	125.00
15374	UBS AG – CNOOC European Warrants Nov 2009	500,000,000	2008/10/20	2009/11/30	125.00
15373	UBS AG – China Shenhua European Warrants May 2009 C	500,000,000	2008/10/20	2009/05/25	125.00
15198#	SGA Societe Generale Acceptance N.V. – Petch Eu Wt Oct 2009C	600,000,000	2008/10/20	2009/10/19	85.80
15000#	Credit Suisse – China Mobile European Warrants Oct 2009	300,000,000	2008/10/20	2009/10/20	52.50
15397	ABN AMRO Bank N.V. – China Mobile Euro Put Wts Jun 2009	100,000,000	2008/10/21	2009/06/29	132.50
15392	KBC Fin Products Int'l Ltd. – CNOOC European Wts Sep 2009 B	400,000,000	2008/10/21	2009/09/10	100.00
15394	KBC Fin Products Int'l Ltd. – HSI European Wts Apr 2009 I	400,000,000	2008/10/21	2009/04/29	100.00
15395	KBC Fin Products Int'l Ltd. – HSI European Wts May 2009 A	368,000,000	2008/10/21	2009/05/27	99.36
15396	KBC Fin Products Int'l Ltd. – HSI European Wts May 2009 B	400,000,000	2008/10/21	2009/05/27	100.00
15393	KBC Fin Products Int'l Ltd. – PetroChina Euro Wts Sep 2009	400,000,000	2008/10/21	2009/09/01	100.00
15419	Deutsche Bank AG – Cheung Kong European Warrants Oct 2009	300,000,000	2008/10/22	2009/10/27	75.00
15398	Deutsche Bank AG – Sinopec Corp European Warrants Nov 2009	300,000,000	2008/10/22	2009/11/09	75.00
15399	Deutsche Bank AG – Sinopec Corp European Put Wts Dec 2009	300,000,000	2008/10/22	2009/12/07	75.00
10843	Deutsche Bank AG – Nikkei 225 Index European Wts Jun 2009 C	200,000,000	2008/10/22	2009/06/12	50.00
10847	Deutsche Bank AG – Nikkei 225 Index Euro Put Wts Jun 2009 D	200,000,000	2008/10/22	2009/06/12	52.00
15400	J P Morgan SP BV – BankComm European Warrants Dec 2009 B	388,000,000	2008/10/22	2009/12/30	98.94
15402	J P Morgan SP BV – Ch Comm Cons European Warrants Sep 2009	238,000,000	2008/10/22	2009/09/29	61.17
15401	J P Morgan SP BV – Cheung Kong European Warrants Aug 2009	300,000,000	2008/10/22	2009/08/10	55.80
15406	J P Morgan SP BV – HK Gas European Warrants Aug 2009	100,000,000	2008/10/22	2009/08/28	25.20
15403	J P Morgan SP BV – HS Bank European Warrants Sep 2009	200,000,000	2008/10/22	2009/09/11	50.20
15404	J P Morgan SP BV – HSBC European Warrants Dec 2009 A	388,000,000	2008/10/22	2009/12/15	76.05
15405	J P Morgan SP BV – JX Copper European Warrants Dec 2009	280,000,000	2008/10/22	2009/12/30	72.80
15407	J P Morgan SP BV – SHK Ppt European Warrants Dec 2009	380,000,000	2008/10/22	2009/12/30	95.38
15420	KBC Fin Products Int'l Ltd. – HSI Euro Put Wts Apr 2009 J	400,000,000	2008/10/22	2009/04/29	100.00
15421	KBC Fin Products Int'l Ltd. – HSI Euro Put Wts Apr 2009 K	400,000,000	2008/10/22	2009/04/29	100.00
15422	KBC Fin Products Int'l Ltd. – HSI Euro Put Wts May 2009 C	400,000,000	2008/10/22	2009/05/27	100.00
15423	KBC Fin Products Int'l Ltd. – HSI Euro Put Wts May 2009 D	400,000,000	2008/10/22	2009/05/27	100.00
15411	Macquarie Bank Ltd. – BOCL European Warrants Jun 2009	88,000,000	2008/10/22	2009/06/29	26.58
15414	Macquarie Bank Ltd. – China Mobile European Wts Apr 2009	388,000,000	2008/10/22	2009/04/29	61.30
15412	Macquarie Bank Ltd. – China Life European Wts Oct 2009 B	200,000,000	2008/10/22	2009/10/29	76.00
15418	Macquarie Bank Ltd. – China Life European Put Wts Oct 2009	200,000,000	2008/10/22	2009/10/29	80.20
15413	Macquarie Bank Ltd. – CM Bank European Warrants Apr 2009	200,000,000	2008/10/22	2009/04/29	55.20
15408	Macquarie Bank Ltd. – HSCEI European Warrants Apr 2009 A	288,000,000	2008/10/22	2009/04/29	74.02
15409	Macquarie Bank Ltd. – HSCEI European Warrants Apr 2009 B	288,000,000	2008/10/22	2009/04/29	72.00
15410	Macquarie Bank Ltd. – HSCEI European Put Warrants Apr 2009	288,000,000	2008/10/22	2009/04/29	72.29
15415	Macquarie Bank Ltd. – Hutchison European Warrants Jul 2011	200,000,000	2008/10/22	2011/07/25	30.40
15416	Macquarie Bank Ltd. – Ping An European Warrants Jun 2010	200,000,000	2008/10/22	2010/06/29	32.00

Main Board Warrants

Code	Derivative warrants	No. of issue (units)	Listing date	Expiry	Amount raised (HK\$ mil.)
15417	Macquarie Bank Ltd. – SHK Ppt European Warrants May 2009 B	200,000,000	2008/10/22	2009/05/22	159.60
15429	Credit Suisse – BOCL European Warrants Oct 2009	400,000,000	2008/10/23	2009/10/19	172.00
15430	Credit Suisse – CC Bank European Warrants Sep 2009 B	400,000,000	2008/10/23	2009/09/28	256.00
15431	Credit Suisse – China Life European Warrants Jul 2009	400,000,000	2008/10/23	2009/07/20	184.00
15432	Credit Suisse – China Life European Warrants Oct 2009 B	400,000,000	2008/10/23	2009/10/12	172.00
15433	Credit Suisse – China Mobile European Warrants Apr 2010 B	500,000,000	2008/10/23	2010/04/19	125.00
15428	Credit Suisse – ICBC European Warrants Oct 2010	500,000,000	2008/10/23	2010/10/04	125.00
15426	Credit Suisse – PetroChina European Warrants Dec 2009	500,000,000	2008/10/23	2009/12/30	75.00
15427	Credit Suisse – PetroChina European Warrants Sep 2010	500,000,000	2008/10/23	2010/09/06	125.00
15424	SGA Societe Generale Acceptance N.V. – CNOOC Eu Put Wt Jul09	400,000,000	2008/10/23	2009/07/13	100.00
15425	SGA Societe Generale Acceptance N.V. – Petch Eu Put Wt Oct09	400,000,000	2008/10/23	2009/10/15	100.00
14662#	UBS AG – A50 China European Put Warrants Jun 2009	1,000,000,000	2008/10/23	2009/06/22	440.00
15440	BNP Paribas Arbit Issu B.V. – China Life Euro Wts May 2009 C	200,000,000	2008/10/24	2009/05/25	86.00
15441	BNP Paribas Arbit Issu B.V. – HKEx European Wts Aug 2009	200,000,000	2008/10/24	2009/08/10	52.00
15442	BNP Paribas Arbit Issu B.V. – PetroCh Euro Wts Jun 2009	200,000,000	2008/10/24	2009/06/15	30.00
15443	BNP Paribas Arbit Issu B.V. – PetroCh Euro Wts Oct 2009	200,000,000	2008/10/24	2009/10/19	30.00
15434	KBC Fin Products Int'l Ltd. – China Life Euro Wts Jul 2009 B	188,000,000	2008/10/24	2009/07/14	110.92
15438	KBC Fin Products Int'l Ltd. – China Life Eur Put Wt Jul 2009	268,000,000	2008/10/24	2009/07/02	75.04
15435	KBC Fin Products Int'l Ltd. – Ch Mobile Euro Wt Jun 2009 C	538,000,000	2008/10/24	2009/06/15	96.84
15436	KBC Fin Products Int'l Ltd. – CNOOC European Wts Oct 2009	400,000,000	2008/10/24	2009/10/02	100.00
15444	KBC Fin Products Int'l Ltd. – Sinopec Euro Wts Dec 2009	400,000,000	2008/10/24	2009/12/15	100.00
15445	KBC Fin Products Int'l Ltd. – Sinopec Corp Eu Put Wt Oct 09B	400,000,000	2008/10/24	2009/10/23	100.00
15447	KBC Fin Products Int'l Ltd. – HSBC Euro Put Wts Sep 2009	400,000,000	2008/10/24	2009/09/01	100.00
15446	KBC Fin Products Int'l Ltd. – HSBC Euro Put Wts Jul 2009 D	338,000,000	2008/10/24	2009/07/02	98.02
15448	KBC Fin Products Int'l Ltd. – HSCEI Euro Put Wts May 2009	400,000,000	2008/10/24	2009/05/27	100.00
15437	KBC Fin Products Int'l Ltd. – PetroChina Euro Wts Nov 2009 B	400,000,000	2008/10/24	2009/11/02	100.00
15439	SGA Societe Generale Acceptance N.V. – Petch Eu Wt Jun 2009B	600,000,000	2008/10/24	2009/06/15	100.20
15455	Deutsche Bank AG – HSI European Put Warrants May 2009 A	300,000,000	2008/10/27	2009/05/27	75.00
10848	Deutsche Bank AG – Nasdaq-100 Index European Wts Jun 2009	200,000,000	2008/10/27	2009/06/22	50.00
10852	Deutsche Bank AG – Nasdaq-100 Index Euro Put Wts Jun 2009	200,000,000	2008/10/27	2009/06/22	50.00
15464	KBC Fin Products Int'l Ltd. – China Life Euro Wts Jun 2009 A	238,000,000	2008/10/27	2009/06/01	99.96
15465	KBC Fin Products Int'l Ltd. – China Life Euro Wts Jul 2009 C	288,000,000	2008/10/27	2009/07/02	97.92
15466	KBC Fin Products Int'l Ltd. – Sinopec Euro Wts Nov 2009	400,000,000	2008/10/27	2009/11/23	100.00
15449	Merrill Lynch Int'l & Co. C.V. – China Life Eu Wt Sep 2009 B	100,000,000	2008/10/27	2009/09/21	74.00
15450	Merrill Lynch Int'l & Co. C.V. – China Life Eu Wt Sep 2009 C	100,000,000	2008/10/27	2009/09/07	59.00
15451	Merrill Lynch Int'l & Co. C.V. – Ch Mobile Eur Wt Oct 2009 A	180,000,000	2008/10/27	2009/10/27	35.28
15452	Merrill Lynch Int'l & Co. C.V. – Ch Mobile Eur Wt Oct 2009 B	180,000,000	2008/10/27	2009/10/21	29.16
15454	Merrill Lynch Int'l & Co. C.V. – A50 China Eur Wt Aug 2009	180,000,000	2008/10/27	2009/08/17	45.00
15453	Merrill Lynch Int'l & Co. C.V. – HSBC Euro Wts Jul 2009	180,000,000	2008/10/27	2009/07/08	34.38
15456	CC Rabobank B.A. – CC Bank European Warrants Oct 2009	50,000,000	2008/10/27	2009/10/29	42.50
15457	CC Rabobank B.A. – Sinopec Corp European Warrants Dec 2009	210,000,000	2008/10/27	2009/12/30	52.50
15458	CC Rabobank B.A. – HKEx European Warrants Oct 2009	160,000,000	2008/10/27	2009/10/30	40.00
15459	CC Rabobank B.A. – HKEx European Warrants Dec 2009	160,000,000	2008/10/27	2009/12/30	40.00
15461	CC Rabobank B.A. – HSBC European Put Warrants Sep 2009	160,000,000	2008/10/27	2009/09/29	48.00

Main Board Warrants

Code	Derivative warrants	No. of issue (units)	Listing date	Expiry	Amount raised (HK\$ mil.)
15460	CC Rabobank B.A. – HSBC European Warrants Oct 2009 B	160,000,000	2008/10/27	2009/10/30	40.00
15462	CC Rabobank B.A. – PetroChina European Warrants Nov 2009	280,000,000	2008/10/27	2009/11/27	70.00
15463	CC Rabobank B.A. – PetroChina European Warrants Jan 2010	280,000,000	2008/10/27	2010/01/29	70.00
15467	Deutsche Bank AG – CNOOC European Put Warrants Aug 2009	200,000,000	2008/10/28	2009/08/03	50.00
15468	Deutsche Bank AG – PetroChina European Put Wts Jul 2009 B	200,000,000	2008/10/28	2009/07/28	50.00
15470	Merrill Lynch Int'l & Co. C.V. – Ch Mobile Eu Put Wt Jul2009	180,000,000	2008/10/28	2009/07/27	39.06
15469	Merrill Lynch Int'l & Co. C.V. – Ch Life Eur Put Wt Jun 2009	100,000,000	2008/10/28	2009/06/22	74.00
15471	Merrill Lynch Int'l & Co. C.V. – HKEx Eur Put Wts Jul 2009 B	180,000,000	2008/10/28	2009/07/27	39.06
15472	Merrill Lynch Int'l & Co. C.V. – HSBC Euro Put Wts Dec 2009	180,000,000	2008/10/28	2009/12/07	48.60
01427#	UBS AG – BOCL European Warrants Dec 2010 A	3,000,000,000	2008/10/28	2010/12/13	54.00
15473	BNP Paribas Arbit Issu B.V. – HSCEI European Wts Apr 2009	200,000,000	2008/10/29	2009/04/29	52.00
15477	BNP Paribas Arbit Issu B.V. – HSCEI Euro Put Wts Apr 2009	200,000,000	2008/10/29	2009/04/29	52.00
15474	BNP Paribas Arbit Issu B.V. – HSI European Wts Apr 2009 E	300,000,000	2008/10/29	2009/04/29	78.00
15478	BNP Paribas Arbit Issu B.V. – HSI Euro Put Wts Apr 2009 F	300,000,000	2008/10/29	2009/04/29	78.00
15486	Goldman Sachs SP (Asia) – A50 China Euro Put Wts Aug 2009	200,000,000	2008/10/29	2009/08/28	50.00
15476	HK Bank – HSCEI European Warrants Jun 2009 I	1,000,000,000	2008/10/29	2009/06/29	250.00
15479	HK Bank – HSI European Warrants Jun 2009 M	1,000,000,000	2008/10/29	2009/06/29	250.00
15480	HK Bank – HSI European Warrants Jun 2009 N	1,000,000,000	2008/10/29	2009/06/29	250.00
15482	KBC Fin Products Int'l Ltd. – BOCL Euro Put Wts May 2009	400,000,000	2008/10/29	2009/05/11	100.00
15483	KBC Fin Products Int'l Ltd. – CC Bank Euro Put Wts May 2009	238,000,000	2008/10/29	2009/05/15	95.20
15481	KBC Fin Products Int'l Ltd. – ICBC European Wts May 2009	218,000,000	2008/10/29	2009/05/04	102.46
15485	KBC Fin Products Int'l Ltd. – ICBC Euro Put Wts May 2009	218,000,000	2008/10/29	2009/05/08	98.10
15484	KBC Fin Products Int'l Ltd. – PetroChina Eur Put Wt Aug 2009	400,000,000	2008/10/29	2009/08/03	100.00
15475	Macquarie Bank Ltd. – HSI European Warrants Apr 2009 B	288,000,000	2008/10/29	2009/04/29	72.00
14954#	Deutsche Bank AG – China Mobile European Warrants Apr 2009	300,000,000	2008/10/29	2009/04/29	28.50
15289#	Deutsche Bank AG – HSI European Warrants Apr 2009 C	300,000,000	2008/10/29	2009/04/29	48.60
15079#	UBS AG – CNOOC European Warrants Oct 2009 A	1,000,000,000	2008/10/29	2009/10/19	68.00
15515	BNP Paribas Arbit Issu B.V. – CNOOC European Wts Nov 2009	200,000,000	2008/10/30	2009/11/09	50.00
15516	BNP Paribas Arbit Issu B.V. – CNOOC European Wts Dec 2009	200,000,000	2008/10/30	2009/12/22	48.00
15514	BNP Paribas Arbit Issu B.V. – HSCEI European Wts Jun 2009	200,000,000	2008/10/30	2009/06/29	50.00
15518	BNP Paribas Arbit Issu B.V. – HSCEI Euro Put Wts Jun 2009	200,000,000	2008/10/30	2009/06/29	52.00
15513	BNP Paribas Arbit Issu B.V. – HSI European Wts Jun 2009 C	300,000,000	2008/10/30	2009/06/29	78.00
15517	BNP Paribas Arbit Issu B.V. – HSI Euro Put Wts Jun 2009 A	300,000,000	2008/10/30	2009/06/29	78.00
15496	Deutsche Bank AG – HSI European Warrants May 2009 D	300,000,000	2008/10/30	2009/05/27	75.00
15500	Deutsche Bank AG – HSI European Put Warrants May 2009 B	300,000,000	2008/10/30	2009/05/27	75.00
15501	Deutsche Bank AG – HSI European Put Warrants May 2009 C	300,000,000	2008/10/30	2009/05/27	75.00
15519	Goldman Sachs SP (Asia) – CC Bank European Wts Jul 2009	100,000,000	2008/10/30	2009/07/30	81.00
15520	Goldman Sachs SP (Asia) – CC Bank European Wts Dec 2009	100,000,000	2008/10/30	2009/12/30	76.00
15521	Goldman Sachs SP (Asia) – HSBC European Warrants Mar 2009	300,000,000	2008/10/30	2009/03/30	45.00
15488	HK Bank – BOCL European Warrants Sep 2009	280,000,000	2008/10/30	2009/09/14	92.40
15489	HK Bank – CC Bank European Warrants May 2009	280,000,000	2008/10/30	2009/05/08	154.00
15490	HK Bank – China Life European Warrants May 2009 B	280,000,000	2008/10/30	2009/05/08	106.40
15493	HK Bank – CNOOC European Warrants Dec 2010	280,000,000	2008/10/30	2010/12/14	70.00
15491	HK Bank – Sinopec Corp European Warrants Dec 2010	280,000,000	2008/10/30	2010/12/14	70.00

Main Board Warrants

Code	Derivative warrants	No. of			Amount raised (HK\$ mil.)
		issue (units)	Listing date	Expiry	
15492	HK Bank – China Shenhua European Warrants Aug 2009	280,000,000	2008/10/30	2009/08/14	95.20
15494	HK Bank – ICBC European Warrants May 2009 B	280,000,000	2008/10/30	2009/05/08	182.00
15495	Macquarie Bank Ltd. – HSI European Warrants May 2009	288,000,000	2008/10/30	2009/05/27	72.00
15499	Macquarie Bank Ltd. – HSI European Put Warrants May 2009 A	288,000,000	2008/10/30	2009/05/27	72.00
15487	Merrill Lynch Int'l & Co. C.V. – Sinopec Euro Wts Nov 2009	180,000,000	2008/10/30	2009/11/03	27.54
15508	UBS AG – Bank of EA European Warrants May 2009	500,000,000	2008/10/30	2009/05/25	135.00
15509	UBS AG – CC Bank European Warrants Jul 2009 B	500,000,000	2008/10/30	2009/07/20	300.00
15510	UBS AG – CM Bank European Warrants Jun 2009 C	500,000,000	2008/10/30	2009/06/29	125.00
15502	UBS AG – A50 China European Warrants Aug 2009 B	500,000,000	2008/10/30	2009/08/31	125.00
15503	UBS AG – A50 China European Warrants Aug 2009 C	500,000,000	2008/10/30	2009/08/31	125.00
15497	UBS AG – A50 China European Put Warrants Aug 2009	500,000,000	2008/10/30	2009/08/31	125.00
15505	UBS AG – HKEx European Warrants Jul 2009 B	500,000,000	2008/10/30	2009/07/27	125.00
15504	UBS AG – Hutchison European Warrants Jul 2010	500,000,000	2008/10/30	2010/07/26	125.00
15511	UBS AG – ICBC European Warrants Jul 2009 A	500,000,000	2008/10/30	2009/07/27	350.00
15512	UBS AG – Jiangxi Copper European Warrants Nov 2009	500,000,000	2008/10/30	2009/11/30	125.00
15506	UBS AG – Ping An European Warrants Jun 2009 A	500,000,000	2008/10/30	2009/06/29	350.00
15507	UBS AG – Ping An European Warrants Jun 2009 B	500,000,000	2008/10/30	2009/06/29	300.00
15498	UBS AG – Ping An European Put Warrants Jun 2009 D	500,000,000	2008/10/30	2009/06/29	250.00
15365#	Deutsche Bank AG – HSI European Warrants Apr 2009 L	300,000,000	2008/10/30	2009/04/29	39.90
14723#	UBS AG – CM Bank European Warrants Mar 2009	1,000,000,000	2008/10/30	2009/03/16	21.00
15522	BNP Paribas Arbit Issu B.V. – HSI European Wts May 2009 B	400,000,000	2008/10/31	2009/05/27	60.00
15526	BNP Paribas Arbit Issu B.V. – HSI Euro Put Wts May 2009 D	400,000,000	2008/10/31	2009/05/27	100.00
15539	Deutsche Bank AG – China Mobile European Warrants Dec 2009	300,000,000	2008/10/31	2009/12/30	54.00
15540	Deutsche Bank AG – Sinopec Corp European Warrants Dec 2009	300,000,000	2008/10/31	2009/12/15	45.00
15541	Deutsche Bank AG – HSBC European Warrants Dec 2009	300,000,000	2008/10/31	2009/12/21	75.00
15542	Deutsche Bank AG – HSI European Warrants Jun 2009 A	300,000,000	2008/10/31	2009/06/29	75.00
15546	Deutsche Bank AG – HSI European Put Warrants Jun 2009 B	300,000,000	2008/10/31	2009/06/29	78.00
15525	HK Bank – China COSCO European Warrants Oct 2012	280,000,000	2008/10/31	2012/10/10	70.00
15524	HK Bank – China Coal European Warrants Nov 2011	280,000,000	2008/10/31	2011/11/11	70.00
15523	HK Bank – CITIC Bank European Warrants Jul 2009	280,000,000	2008/10/31	2009/07/16	92.40
15527	HK Bank – CM Bank European Warrants Jul 2009	280,000,000	2008/10/31	2009/07/16	75.60
15528	HK Bank – Esprit European Warrants Jul 2009	280,000,000	2008/10/31	2009/07/16	140.00
15553	KBC Fin Products Int'l Ltd. – BOCL European Wts Jun 2009	338,000,000	2008/10/31	2009/06/05	98.02
15554	KBC Fin Products Int'l Ltd. – CC Bank Euro Wts Jul 2009 A	400,000,000	2008/10/31	2009/07/02	224.00
15555	KBC Fin Products Int'l Ltd. – China Life Euro Wts Jun 2009 B	238,000,000	2008/10/31	2009/06/18	97.58
15556	KBC Fin Products Int'l Ltd. – Ch Mobile Eu Put Wt Aug 2009 B	400,000,000	2008/10/31	2009/08/28	100.00
15538	KBC Fin Products Int'l Ltd. – HSCEI Euro Wts May 2009	400,000,000	2008/10/31	2009/05/27	100.00
15544	KBC Fin Products Int'l Ltd. – HSCEI Euro Put Wts Jun 2009	400,000,000	2008/10/31	2009/06/29	100.00
15545	KBC Fin Products Int'l Ltd. – HSI Euro Put Wts May 2009 E	400,000,000	2008/10/31	2009/05/27	100.00
15557	KBC Fin Products Int'l Ltd. – ICBC European Wts Jul 2009 A	165,000,000	2008/10/31	2009/07/02	99.00
15529	Macquarie Bank Ltd. – HSCEI European Warrants May 2009	288,000,000	2008/10/31	2009/05/27	72.00
15543	Macquarie Bank Ltd. – HSCEI European Put Warrants May 2009	288,000,000	2008/10/31	2009/05/27	72.00
15530	UBS AG – Angang Steel European Warrants Jun 2009	500,000,000	2008/10/31	2009/06/29	250.00
15533	UBS AG – Ch Merchants European Warrants Jun 2009	500,000,000	2008/10/31	2009/06/29	125.00

Main Board Warrants

Code	Derivative warrants	No. of issue (units)	Listing date	Expiry	Amount raised (HK\$ mil.)
15534	UBS AG – China Overseas European Warrants Jul 2009	500,000,000	2008/10/31	2009/07/27	125.00
15535	UBS AG – China Unicom European Warrants Jun 2009	500,000,000	2008/10/31	2009/06/29	125.00
15531	UBS AG – China Coal European Warrants Nov 2009	500,000,000	2008/10/31	2009/11/30	125.00
15536	UBS AG – Foxconn European Warrants Jun 2009	500,000,000	2008/10/31	2009/06/29	250.00
15547	UBS AG – HSBC European Warrants Dec 2010 A	500,000,000	2008/10/31	2010/12/13	75.00
15550	UBS AG – HSBC European Warrants Dec 2011	500,000,000	2008/10/31	2011/12/19	125.00
15551	UBS AG – HSBC European Put Warrants Sep 2009	500,000,000	2008/10/31	2009/09/28	125.00
15552	UBS AG – HSBC European Put Warrants Dec 2009 A	500,000,000	2008/10/31	2009/12/21	125.00
15548	UBS AG – HSBC European Warrants Sep 2011 A	500,000,000	2008/10/31	2011/09/26	125.00
15549	UBS AG – HSBC European Warrants Sep 2011 B	500,000,000	2008/10/31	2011/09/26	125.00
15532	UBS AG – China Mengniu European Warrants Oct 2009	500,000,000	2008/10/31	2009/10/27	125.00
15537	UBS AG – Shui On Land European Warrants Jun 2009	500,000,000	2008/10/31	2009/06/29	225.00
15567	ABN AMRO Bank N.V. – HSBC European Warrants Sep 2009	500,000,000	2008/11/03	2009/09/29	125.00
15568	J P Morgan SP BV – HS Bank European Warrants Jul 2009	188,000,000	2008/11/03	2009/07/27	47.38
15569	J P Morgan SP BV – HSBC European Warrants Sep 2009	300,000,000	2008/11/03	2009/09/29	77.40
15570	J P Morgan SP BV – HSBC European Warrants Dec 2009 B	300,000,000	2008/11/03	2009/12/30	75.90
15560	KBC Fin Products Int'l Ltd. – HSBC Euro Put Wts Jul 2009 E	400,000,000	2008/11/03	2009/07/20	100.00
15558	KBC Fin Products Int'l Ltd. – HSI European Wts May 2009 F	400,000,000	2008/11/03	2009/05/27	100.00
15559	KBC Fin Products Int'l Ltd. – HSI European Wts May 2009 G	400,000,000	2008/11/03	2009/05/27	100.00
15562	KBC Fin Products Int'l Ltd. – HSI Euro Put Wts May 2009 H	400,000,000	2008/11/03	2009/05/27	100.00
15364#	Deutsche Bank AG – HSI European Warrants Apr 2009 K	300,000,000	2008/11/03	2009/04/29	48.00
15174#	HK Bank – HSI European Put Warrants Jun 2009 J	500,000,000	2008/11/03	2009/06/29	290.00
15561	ABN AMRO Bank N.V. – China Mobile Euro Put Wts Sep 2009 B	800,000,000	2008/11/04	2009/09/29	200.00
15606	ABN AMRO Bank N.V. – HSI European Warrants May 2009	250,000,000	2008/11/04	2009/05/27	73.50
15607	BNP Paribas Arbit Issu B.V. – BOCL European Wts May 2009	100,000,000	2008/11/04	2009/05/25	25.00
15608	BNP Paribas Arbit Issu B.V. – CC Bank Euro Wts Jun 2009 B	100,000,000	2008/11/04	2009/06/08	34.00
15609	BNP Paribas Arbit Issu B.V. – Ch Mobile Eu Put Wt Aug 2009 B	200,000,000	2008/11/04	2009/08/25	50.00
15612	BNP Paribas Arbit Issu B.V. – ICBC European Wts May 2009 E	100,000,000	2008/11/04	2009/05/25	55.00
15610	BNP Paribas Arbit Issu B.V. – PetroCh Euro Wts Nov 2009	200,000,000	2008/11/04	2009/11/23	30.00
15611	BNP Paribas Arbit Issu B.V. – PetroCh Euro Wts Jan 2010	200,000,000	2008/11/04	2010/01/29	38.00
15574	Deutsche Bank AG – HSI European Warrants May 2009 E	300,000,000	2008/11/04	2009/05/27	75.00
15575	Deutsche Bank AG – HSI European Warrants May 2009 F	300,000,000	2008/11/04	2009/05/27	75.00
15576	Deutsche Bank AG – HSI European Warrants Jun 2009 C	300,000,000	2008/11/04	2009/06/29	75.00
15578	Deutsche Bank AG – HSI European Put Warrants May 2009 G	300,000,000	2008/11/04	2009/05/27	75.00
15579	Deutsche Bank AG – HSI European Put Warrants Jun 2009 D	300,000,000	2008/11/04	2009/06/29	75.00
15613	Goldman Sachs SP (Asia) – HSI European Warrants May 2009 B	200,000,000	2008/11/04	2009/05/27	50.00
15565	SGA Societe Generale Acceptance N.V. – CTel Eu Wt May 2009	150,000,000	2008/11/04	2009/05/25	57.00
15563	SGA Societe Generale Acceptance N.V. – CCB Eur Wt Dec 2009	150,000,000	2008/11/04	2009/12/28	72.75
15564	SGA Societe Generale Acceptance N.V. – CLife Eu Wt May 2009C	400,000,000	2008/11/04	2009/05/25	160.00
15572	SGA Societe Generale Acceptance N.V. – A50 Ch Eu Wt Oct09A	300,000,000	2008/11/04	2009/10/08	75.00
15571	SGA Societe Generale Acceptance N.V. – HSBC Eu Put Wt Oct 09	800,000,000	2008/11/04	2009/10/05	200.00
15566	SGA Societe Generale Acceptance N.V. – HSBC Eu Wt Dec 2009 B	800,000,000	2008/11/04	2009/12/28	200.00
15573	SGA Societe Generale Acceptance N.V. – Petch Eu Wt Jan 2010	400,000,000	2008/11/04	2010/01/25	60.00
15577	UBS AG – BOCL European Warrants Aug 2009	500,000,000	2008/11/04	2009/08/31	125.00

Main Board Warrants

Code	Derivative warrants	No. of issue (units)	Listing date	Expiry	Amount raised (HK\$ mil.)
15585	UBS AG – China Mobile European Warrants Jul 2010	500,000,000	2008/11/04	2010/07/26	125.00
15586	UBS AG – China Mobile European Warrants Jul 2011	500,000,000	2008/11/04	2011/07/25	125.00
15590	UBS AG – China Mobile European Put Warrants Jul 2010	500,000,000	2008/11/04	2010/07/26	125.00
15588	UBS AG – China Tel European Warrants Jun 2009	500,000,000	2008/11/04	2009/06/22	125.00
15581	UBS AG – CC Bank European Warrants Jul 2009 C	500,000,000	2008/11/04	2009/07/27	125.00
15580	UBS AG – Cheung Kong European Put Warrants Dec 2009 B	500,000,000	2008/11/04	2009/12/21	125.00
15582	UBS AG – China Life European Warrants Jul 2009	500,000,000	2008/11/04	2009/07/27	200.00
15583	UBS AG – China Life European Warrants Sep 2009 C	500,000,000	2008/11/04	2009/09/28	125.00
15584	UBS AG – CM Bank European Warrants Aug 2009	500,000,000	2008/11/04	2009/08/31	125.00
15589	UBS AG – CNOOC European Warrants Nov 2012	500,000,000	2008/11/04	2012/11/26	125.00
15587	UBS AG – China Shenhua European Warrants Aug 2009	500,000,000	2008/11/04	2009/08/31	125.00
15603	UBS AG – A50 China European Warrants Jul 2009 B	500,000,000	2008/11/04	2009/07/27	125.00
15604	UBS AG – A50 China European Warrants Oct 2009	500,000,000	2008/11/04	2009/10/27	125.00
15592	UBS AG – HKEx European Warrants Dec 2010	500,000,000	2008/11/04	2010/12/20	125.00
15593	UBS AG – HKEx European Warrants Nov 2011	500,000,000	2008/11/04	2011/11/28	125.00
15599	UBS AG – HKEx European Put Warrants Dec 2009	500,000,000	2008/11/04	2009/12/21	125.00
15591	UBS AG – HS Bank European Put Warrants Oct 2009	500,000,000	2008/11/04	2009/10/27	125.00
15594	UBS AG – HSBC European Warrants Dec 2010 B	500,000,000	2008/11/04	2010/12/13	125.00
15600	UBS AG – HSBC European Put Warrants Dec 2009 B	500,000,000	2008/11/04	2009/12/21	125.00
15595	UBS AG – Hutchison European Warrants Jun 2009	500,000,000	2008/11/04	2009/06/22	125.00
15596	UBS AG – ICBC European Warrants Jul 2009 B	500,000,000	2008/11/04	2009/07/27	150.00
15597	UBS AG – PetroChina European Warrants Jun 2011	500,000,000	2008/11/04	2011/06/27	125.00
15598	UBS AG – PetroChina European Warrants Nov 2012	500,000,000	2008/11/04	2012/11/26	125.00
15601	UBS AG – Ping An European Warrants Jun 2009 C	500,000,000	2008/11/04	2009/06/29	175.00
15605	UBS AG – Ping An European Put Warrants Jun 2009 E	500,000,000	2008/11/04	2009/06/29	200.00
15602	UBS AG – SHK Ppt European Put Warrants Aug 2009	500,000,000	2008/11/04	2009/08/31	125.00
15329#	SGA Societe Generale Acceptance N.V. – HSI Eur Wt Apr 2009 Q	500,000,000	2008/11/04	2009/04/29	90.00
15637	Deutsche Bank AG – HSI European Warrants May 2009 H	300,000,000	2008/11/05	2009/05/27	75.00
15638	Deutsche Bank AG – HSI European Warrants Jun 2009 E	300,000,000	2008/11/05	2009/06/29	75.00
15639	Deutsche Bank AG – HSI European Warrants Jun 2009 F	300,000,000	2008/11/05	2009/06/29	75.00
15640	Deutsche Bank AG – HSI European Put Warrants May 2009 I	300,000,000	2008/11/05	2009/05/27	75.00
15649	Goldman Sachs SP (Asia) – A50 China European Wts Sep 2009	200,000,000	2008/11/05	2009/09/29	50.00
15626	HK Bank – HSI European Warrants Sep 2009 A	1,000,000,000	2008/11/05	2009/09/29	250.00
15627	HK Bank – HSI European Warrants Sep 2009 B	1,000,000,000	2008/11/05	2009/09/29	250.00
15630	HK Bank – HSI European Put Warrants Sep 2009 C	1,000,000,000	2008/11/05	2009/09/29	250.00
15631	HK Bank – HSI European Put Warrants Sep 2009 D	1,000,000,000	2008/11/05	2009/09/29	250.00
15650	KBC Fin Products Int'l Ltd. – HSBC European Wts Jul 2009 F	400,000,000	2008/11/05	2009/07/02	100.00
15651	KBC Fin Products Int'l Ltd. – HSBC European Wts Sep 2009 B	308,000,000	2008/11/05	2009/09/01	98.56
15648	KBC Fin Products Int'l Ltd. – HSI European Wts Jun 2009 A	400,000,000	2008/11/05	2009/06/29	100.00
15653	KBC Fin Products Int'l Ltd. – HSI European Wts May 2009 I	400,000,000	2008/11/05	2009/05/27	100.00
15652	KBC Fin Products Int'l Ltd. – PetroChina Euro Wts Jan 2010	548,000,000	2008/11/05	2010/01/22	98.64
15643	Macquarie Bank Ltd. – China Mobile Euro Put Wts Dec 2009	200,000,000	2008/11/05	2009/12/30	50.00
15645	Macquarie Bank Ltd. – CM Bank European Warrants Jul 2009	200,000,000	2008/11/05	2009/07/30	50.40
15646	Macquarie Bank Ltd. – CNOOC European Warrants Jun 2009 B	200,000,000	2008/11/05	2009/06/29	257.80

Main Board Warrants

Code	Derivative warrants	No. of			Amount raised (HK\$ mil.)
		issue (units)	Listing date	Expiry	
15641	Macquarie Bank Ltd. – HSBC European Warrants Jan 2010	200,000,000	2008/11/05	2010/01/28	50.20
15644	Macquarie Bank Ltd. – HSBC European Put Warrants Jan 2010	200,000,000	2008/11/05	2010/01/28	52.00
15642	Macquarie Bank Ltd. – ICBC European Warrants Jul 2009	200,000,000	2008/11/05	2009/07/30	121.00
15647	Macquarie Bank Ltd. – PetroChina European Wts Dec 2009	250,000,000	2008/11/05	2009/12/30	63.00
15628	CC Rabobank B.A. – Cheung Kong European Warrants Dec 2009 A	168,000,000	2008/11/05	2009/12/04	42.00
15636	CC Rabobank B.A. – A50 China European Warrants Oct 2009	150,000,000	2008/11/05	2009/10/23	37.50
15629	CC Rabobank B.A. – HKEx European Warrants Mar 2010	168,000,000	2008/11/05	2010/03/12	42.00
15632	CC Rabobank B.A. – HSBC European Warrants May 2009	200,000,000	2008/11/05	2009/05/15	240.00
15633	CC Rabobank B.A. – HSBC European Warrants Jan 2010	200,000,000	2008/11/05	2010/01/21	50.00
15634	CC Rabobank B.A. – Hutchison European Warrants Aug 2009	30,000,000	2008/11/05	2009/08/28	27.00
15635	CC Rabobank B.A. – SHK Ppt European Warrants Jun 2010	180,000,000	2008/11/05	2010/06/10	45.00
15614	SGA Societe Generale Acceptance N.V. – BOCL Eu Wt May 2009	100,000,000	2008/11/05	2009/05/18	50.00
15616	SGA Societe Generale Acceptance N.V. – Ch Mob Eu Wt Oct 09A	800,000,000	2008/11/05	2009/10/27	144.00
15615	SGA Societe Generale Acceptance N.V. – CMB Euro Wts Dec 2009	500,000,000	2008/11/05	2009/12/14	172.50
15617	SGA Societe Generale Acceptance N.V. – CMob Eu Put Wt May09B	80,000,000	2008/11/05	2009/05/25	88.00
15618	SGA Societe Generale Acceptance N.V. – CP&CC Eur Wt Dec 09 B	500,000,000	2008/11/05	2009/12/14	75.00
15619	SGA Societe Generale Acceptance N.V. – HSI Eur Wt May 2009 A	500,000,000	2008/11/05	2009/05/27	130.00
15620	SGA Societe Generale Acceptance N.V. – HSI Eur Wt May 2009 B	500,000,000	2008/11/05	2009/05/27	130.00
15621	SGA Societe Generale Acceptance N.V. – HSI Eur Wt May 2009 C	500,000,000	2008/11/05	2009/05/27	130.00
15623	SGA Societe Generale Acceptance N.V. – HSI Eu Put Wt May 09D	500,000,000	2008/11/05	2009/05/27	130.00
15624	SGA Societe Generale Acceptance N.V. – HSI Eu Put Wt May 09E	500,000,000	2008/11/05	2009/05/27	125.00
15625	SGA Societe Generale Acceptance N.V. – HSI Eu Put Wt May 09F	500,000,000	2008/11/05	2009/05/27	130.00
15622	SGA Societe Generale Acceptance N.V. – ICBC Eu Wt Sep 2010	500,000,000	2008/11/05	2010/09/27	75.00
15661	BOCI Asia Ltd. – China Mobile European Warrants Jun 2009	150,000,000	2008/11/06	2009/06/29	22.50
15660	BOCI Asia Ltd. – China Life European Warrants May 2009	150,000,000	2008/11/06	2009/05/11	75.00
15659	BOCI Asia Ltd. – HSI European Warrants Jun 2009 B	150,000,000	2008/11/06	2009/06/29	37.50
15662	BOCI Asia Ltd. – PetroChina European Warrants Dec 2009	150,000,000	2008/11/06	2009/12/28	22.50
15665	KBC Fin Products Int'l Ltd. – Ch Mobile Euro Wt Aug 2009 C	368,000,000	2008/11/06	2009/08/10	99.36
15664	KBC Fin Products Int'l Ltd. – China Life Euro Wts Jul 2009 D	138,000,000	2008/11/06	2009/07/02	97.98
15666	KBC Fin Products Int'l Ltd. – CNOOC European Wts Sep 2009 C	400,000,000	2008/11/06	2009/09/09	100.00
15667	KBC Fin Products Int'l Ltd. – A50 Ch Euro Wts Sep 2009	400,000,000	2008/11/06	2009/09/01	100.00
15668	KBC Fin Products Int'l Ltd. – A50 Ch Euro Wts Oct 2009	328,000,000	2008/11/06	2009/10/02	98.40
15663	Macquarie Bank Ltd. – HSI European Put Warrants May 2009 B	200,000,000	2008/11/06	2009/05/27	50.00
15654	Merrill Lynch Int'l & Co. C.V. – Ch Mobile Eu Put Wt Sep 09	180,000,000	2008/11/06	2009/09/28	45.00
15657	Merrill Lynch Int'l & Co. C.V. – HKEx Euro Wts Oct 2009	180,000,000	2008/11/06	2009/10/12	45.00
15658	Merrill Lynch Int'l & Co. C.V. – HKEx Eur Put Wts Sep 2009	180,000,000	2008/11/06	2009/09/08	45.00
15655	Merrill Lynch Int'l & Co. C.V. – HSBC Euro Wts Sep 2009	180,000,000	2008/11/06	2009/09/28	47.70
15656	Merrill Lynch Int'l & Co. C.V. – HSBC Euro Put Wt Aug 2009 B	180,000,000	2008/11/06	2009/08/03	45.00
15499#	Macquarie Bank Ltd. – HSI European Put Warrants May 2009 A	388,000,000	2008/11/06	2009/05/27	84.58
15391#	BNP Paribas Arbit Issu B.V. – HSI Euro Put Wts May 2009 C	300,000,000	2008/11/06	2009/05/27	60.60
15669	BOCI Asia Ltd. – BOCL European Warrants Jul 2009	150,000,000	2008/11/07	2009/07/06	75.00
15670	BOCI Asia Ltd. – HSBC European Warrants Dec 2009	150,000,000	2008/11/07	2009/12/30	37.50
15671	BOCI Asia Ltd. – Tracker Fund European Warrants May 2009	150,000,000	2008/11/07	2009/05/07	37.50
15693	Deutsche Bank AG – HSI European Warrants May 2009 J	300,000,000	2008/11/07	2009/05/27	78.00

Main Board Warrants

Code	Derivative warrants	No. of			Amount raised (HK\$ mil.)
		issue (units)	Listing date	Expiry	
15694	Deutsche Bank AG – HSI European Warrants Jun 2009 G	300,000,000	2008/11/07	2009/06/29	78.00
15698	Deutsche Bank AG – HSI European Put Warrants Jun 2009 H	300,000,000	2008/11/07	2009/06/29	75.00
10849	Deutsche Bank AG – Nikkei 225 Index European Wts Jun 2009 E	100,000,000	2008/11/07	2009/06/12	30.00
10853	Deutsche Bank AG – Nikkei 225 Index Euro Put Wts Jun 2009 F	100,000,000	2008/11/07	2009/06/12	25.00
15689	J P Morgan SP BV – CM Bank European Warrants May 2009	200,000,000	2008/11/07	2009/05/11	65.00
15690	J P Morgan SP BV – China Shenhua European Warrants May 2009	150,000,000	2008/11/07	2009/05/11	39.60
15691	J P Morgan SP BV – A50 China European Warrants Aug 2009 C	200,000,000	2008/11/07	2009/08/24	55.00
15692	J P Morgan SP BV – PetroChina European Warrants Nov 2009 B	300,000,000	2008/11/07	2009/11/16	79.20
15672	Macquarie Bank Ltd. – Henderson Land Dev Euro Wts Jun 2009	200,000,000	2008/11/07	2009/06/29	55.80
15673	Macquarie Bank Ltd. – PetroChina European Wts Sep 2009 B	250,000,000	2008/11/07	2009/09/29	62.50
15677	SGA Societe Generale Acceptance N.V. – CTel Eu Wt Jul 2009	150,000,000	2008/11/07	2009/07/27	85.50
15674	SGA Societe Generale Acceptance N.V. – CLife Eu Wt Jul 2009A	400,000,000	2008/11/07	2009/07/06	260.00
15678	SGA Societe Generale Acceptance N.V. – CNOOC Eu Wt Dec 2009	500,000,000	2008/11/07	2009/12/21	100.00
15675	SGA Societe Generale Acceptance N.V. – Shenhua Eu Wt Oct2009	300,000,000	2008/11/07	2009/10/27	141.00
15676	SGA Societe Generale Acceptance N.V. – CTel Eu Wt Jun 2009 C	150,000,000	2008/11/07	2009/06/29	99.00
15679	SGA Societe Generale Acceptance N.V. – A50 Ch Eu Wt Jun 09 B	300,000,000	2008/11/07	2009/06/15	75.00
15680	SGA Societe Generale Acceptance N.V. – A50 Ch Eu Wt Aug 2009	300,000,000	2008/11/07	2009/08/17	75.00
15681	SGA Societe Generale Acceptance N.V. – A50 Ch Eu Wt Oct 09 B	300,000,000	2008/11/07	2009/10/06	75.00
15683	SGA Societe Generale Acceptance N.V. – HSCEI Eu Wt May 2009A	200,000,000	2008/11/07	2009/05/27	50.00
15684	SGA Societe Generale Acceptance N.V. – HSCEI Eu Wt May 2009B	200,000,000	2008/11/07	2009/05/27	50.00
15685	SGA Societe Generale Acceptance N.V. – HSCEI Eu Wt May 2009C	200,000,000	2008/11/07	2009/05/27	50.00
15686	SGA Societe Generale Acceptance N.V. -HSCEI Eu Put Wt May09D	200,000,000	2008/11/07	2009/05/27	50.00
15687	SGA Societe Generale Acceptance N.V. -HSCEI Eu Put Wt May09E	200,000,000	2008/11/07	2009/05/27	50.00
15688	SGA Societe Generale Acceptance N.V. -HSCEI Eu Put Wt May09F	200,000,000	2008/11/07	2009/05/27	50.00
15682	SGA Societe Generale Acceptance N.V. – Ping An Eu Wt May2009	100,000,000	2008/11/07	2009/05/14	92.00
15695	SGA Societe Generale Acceptance N.V. – BOCL Eu Wt Aug 2009	100,000,000	2008/11/10	2009/08/03	45.00
15696	SGA Societe Generale Acceptance N.V. – CCB Eur Wt Jul 2009	300,000,000	2008/11/10	2009/07/27	234.00
15697	SGA Societe Generale Acceptance N.V. – CLife Eu Wt Jul 2009B	400,000,000	2008/11/10	2009/07/27	184.00
15700	SGA Societe Generale Acceptance N.V. – CNOOC Eu Wt Aug 2009	500,000,000	2008/11/10	2009/08/10	75.00
15701	SGA Societe Generale Acceptance N.V. – CNOOC Eu Wt Oct 2009B	500,000,000	2008/11/10	2009/10/20	105.00
15699	SGA Societe Generale Acceptance N.V. – CP&CC Eur Wt Jul 2009	100,000,000	2008/11/10	2009/07/06	128.00
15702	SGA Societe Generale Acceptance N.V. – ICBC Eu Wt Jul 2009	100,000,000	2008/11/10	2009/07/06	94.00
15703	SGA Societe Generale Acceptance N.V. – Petch Eu Wt Aug 2009	100,000,000	2008/11/10	2009/08/04	130.00
15704	SGA Societe Generale Acceptance N.V. – Petch Eu Wt Nov 2009B	600,000,000	2008/11/10	2009/11/23	102.00
15455#	Deutsche Bank AG – HSI European Put Warrants May 2009 A	300,000,000	2008/11/10	2009/05/27	60.60
15711	Credit Suisse – China Mobile European Put Warrants Nov 2009A	300,000,000	2008/11/11	2009/11/23	75.00
15710	Credit Suisse – CC Bank European Warrants Oct 2010	300,000,000	2008/11/11	2010/10/25	75.00
15708	Credit Suisse – A50 China European Warrants Nov 2009	300,000,000	2008/11/11	2009/11/04	75.00
15709	Credit Suisse – A50 China European Warrants Mar 2010	300,000,000	2008/11/11	2010/03/19	75.00
15712	Credit Suisse – HSBC European Put Warrants Oct 2009	300,000,000	2008/11/11	2009/10/05	60.60
15705	Merrill Lynch Int'l & Co. C.V. – BOCL European Wts Dec 2009	180,000,000	2008/11/11	2009/12/14	113.40
15706	Merrill Lynch Int'l & Co. C.V. – Sinopec Euro Wts Dec 2009	180,000,000	2008/11/11	2009/12/28	30.06
15707	Merrill Lynch Int'l & Co. C.V. – HKEx Eur Put Wts Oct 2009	180,000,000	2008/11/11	2009/10/12	51.30
15500#	Deutsche Bank AG – HSI European Put Warrants May 2009 B	300,000,000	2008/11/11	2009/05/27	50.70

Main Board Warrants

Code	Derivative warrants	No. of issue (units)	Listing date	Expiry	Amount raised (HK\$ mil.)
15716	Citigroup Global Mkt H Inc. – BOCL European Wts Jan 2010	150,000,000	2008/11/12	2010/01/18	45.00
15722	Citigroup Global Mkt H Inc. – China Mobile Eur Wt Feb 2010	150,000,000	2008/11/12	2010/02/22	37.50
15719	Citigroup Global Mkt H Inc. – CC Bank European Wts Feb 2010A	130,000,000	2008/11/12	2010/02/01	114.40
15720	Citigroup Global Mkt H Inc. – CC Bank European Wts Feb 2010B	130,000,000	2008/11/12	2010/02/01	52.00
15718	Citigroup Global Mkt H Inc. – Ch Comm Cons Euro Wts Mar 2010	180,000,000	2008/11/12	2010/03/08	45.00
15717	Citigroup Global Mkt H Inc. – Cheung Kong Euro Wts Feb 2010	180,000,000	2008/11/12	2010/02/08	45.00
15721	Citigroup Global Mkt H Inc. – China Life Euro Wts Jan 2010	130,000,000	2008/11/12	2010/01/11	52.00
15723	Citigroup Global Mkt H Inc. – HS Bank European Wts Jan 2010	180,000,000	2008/11/12	2010/01/18	45.00
15724	Citigroup Global Mkt H Inc. – HSBC European Wts Feb 2010	180,000,000	2008/11/12	2010/02/08	45.00
15725	Citigroup Global Mkt H Inc. – HSBC European Put Wts Jul 2009	180,000,000	2008/11/12	2009/07/27	45.00
15726	CC Rabobank B.A. – BOCL European Warrants May 2009 B	50,000,000	2008/11/12	2009/05/25	21.00
15735	CC Rabobank B.A. – Ch Mobile European Warrants Dec 2009	230,000,000	2008/11/12	2009/12/30	57.50
15727	CC Rabobank B.A. – CC Bank European Warrants May 2009	40,000,000	2008/11/12	2009/05/25	36.80
15734	CC Rabobank B.A. – Cheung Kong European Warrants Dec 2009 B	138,000,000	2008/11/12	2009/12/30	35.88
15728	CC Rabobank B.A. – China Life European Warrants May 2009	52,000,000	2008/11/12	2009/05/25	25.48
15739	CC Rabobank B.A. – CNOOC European Warrants Jun 2010	200,000,000	2008/11/12	2010/06/29	50.00
15736	CC Rabobank B.A. – Sinopec Corp European Warrants Aug 2010	300,000,000	2008/11/12	2010/08/30	75.00
15738	CC Rabobank B.A. – China Railway European Wts Apr 2011	240,000,000	2008/11/12	2011/04/28	60.00
15737	CC Rabobank B.A. – Ch Railway Cons European Wts Aug 2009	125,000,000	2008/11/12	2009/08/28	32.50
15740	CC Rabobank B.A. – Hang Seng Bank European Warrants Oct 2009	108,000,000	2008/11/12	2009/10/30	29.16
15741	CC Rabobank B.A. – HSBC European Warrants Oct 2009 C	175,000,000	2008/11/12	2009/10/30	43.75
15729	CC Rabobank B.A. – Hutchison European Warrants Jul 2009 B	33,000,000	2008/11/12	2009/07/30	27.72
15730	CC Rabobank B.A. – ICBC European Warrants May 2009	45,000,000	2008/11/12	2009/05/25	33.30
15731	CC Rabobank B.A. – MTRC European Warrants Jul 2009 B	60,000,000	2008/11/12	2009/07/30	24.00
15742	CC Rabobank B.A. – PetroChina European Warrants Jun 2010	275,000,000	2008/11/12	2010/06/29	68.75
15732	CC Rabobank B.A. – Ping An European Warrants May 2009 B	35,000,000	2008/11/12	2009/05/25	31.50
15733	CC Rabobank B.A. – SHK Ppt European Warrants Dec 2009	155,000,000	2008/11/12	2009/12/30	38.75
15713	SGA Societe Generale Acceptance N.V. – CCCCL Eu Wt Sep 2009B	300,000,000	2008/11/12	2009/09/28	47.10
15714	SGA Societe Generale Acceptance N.V. – CMob Eu Put Wt May09C	80,000,000	2008/11/12	2009/05/12	92.80
15715	SGA Societe Generale Acceptance N.V. – CP&CC Eur Wt Nov 09A	500,000,000	2008/11/12	2009/11/23	75.00
15744	Deutsche Bank AG – China Life European Warrants Jul 2009 A	300,000,000	2008/11/13	2009/07/27	171.00
15748	Deutsche Bank AG – China Life European Put Wts Jul 2009	300,000,000	2008/11/13	2009/07/13	123.00
15745	Deutsche Bank AG – HSBC European Warrants Jul 2009 D	300,000,000	2008/11/13	2009/07/20	75.00
15746	Deutsche Bank AG – HSI European Put Warrants May 2009 K	300,000,000	2008/11/13	2009/05/27	75.00
15747	Deutsche Bank AG – HSI European Put Warrants May 2009 L	300,000,000	2008/11/13	2009/05/27	81.00
15743	Merrill Lynch Int'l & Co. C.V. – Ch Mobile Eur Wt Oct 2009 C	180,000,000	2008/11/13	2009/10/16	30.60
15749	Macquarie Bank Ltd. – China Life European Wts Jun 2009	288,000,000	2008/11/14	2009/06/29	138.24
15750	Macquarie Bank Ltd. – China Life European Wts Sep 2009	288,000,000	2008/11/14	2009/09/29	127.01
15754	Macquarie Bank Ltd. – China Life European Put Wts Sep 2009	200,000,000	2008/11/14	2009/09/29	81.80
15752	Macquarie Bank Ltd. – CNOOC European Warrants Sep 2009	200,000,000	2008/11/14	2009/09/30	50.40
15751	Macquarie Bank Ltd. – Sinopec Corp European Wts Dec 2009	288,000,000	2008/11/14	2009/12/30	45.22
15753	Macquarie Bank Ltd. – HSBC European Warrants Dec 2009	300,000,000	2008/11/14	2009/12/30	76.50
15756	ABN AMRO Bank N.V. – HSBC European Put Warrants Jul 2009	500,000,000	2008/11/18	2009/07/30	92.50
15755	SGA Societe Generale Acceptance N.V. – A50 Ch Eu Wt Apr 2009	300,000,000	2008/11/18	2009/04/29	45.00

Main Board Warrants

Code	Derivative warrants	No. of issue (units)	Listing date	Expiry	Amount raised (HK\$ mil.)
15021#	UBS AG – A50 China European Warrants Apr 2009	1,000,000,000	2008/11/18	2009/04/06	98.00
15765	ABN AMRO Bank N.V. – HSI European Put Warrants May 2009	250,000,000	2008/11/19	2009/05/27	57.50
15764	ABN AMRO Bank N.V. – HSI European Warrants Apr 2009 E	250,000,000	2008/11/19	2009/04/29	43.75
15761	BNP Paribas Arbit Issu B.V. – HSBC European Wts Dec 2009	300,000,000	2008/11/19	2009/12/14	75.00
15762	BNP Paribas Arbit Issu B.V. – HSBC European Put Wts Oct 09 A	300,000,000	2008/11/19	2009/10/12	111.00
15760	BNP Paribas Arbit Issu B.V. – HSBC European Wts Jul 2009 C	300,000,000	2008/11/19	2009/07/10	75.00
15757	BNP Paribas Arbit Issu B.V. – HSI Euro Put Wts Jun 2009 B	300,000,000	2008/11/19	2009/06/29	75.00
15763	KBC Fin Products Int'l Ltd. – CC Bank Euro Put Wts Jun 2009	168,000,000	2008/11/19	2009/06/01	99.12
15758	SGA Societe Generale Acceptance N.V. – CMob Eu Put Wt Jun 09	800,000,000	2008/11/19	2009/06/15	216.00
15759	SGA Societe Generale Acceptance N.V. – CMob Eu Put Wt Sep09B	800,000,000	2008/11/19	2009/09/07	208.00
15770	KBC Fin Products Int'l Ltd. – HSBC Euro Put Wts Oct 2009 A	400,000,000	2008/11/20	2009/10/15	100.00
15771	KBC Fin Products Int'l Ltd. – HSI European Wts Jun 2009 B	400,000,000	2008/11/20	2009/06/29	100.00
15772	KBC Fin Products Int'l Ltd. – HSI European Wts Jun 2009 C	400,000,000	2008/11/20	2009/06/29	100.00
15766	UBS AG – Cheung Kong European Warrants Nov 2009	500,000,000	2008/11/20	2009/11/30	125.00
15767	UBS AG – HS Bank European Warrants Oct 2009 B	500,000,000	2008/11/20	2009/10/27	125.00
15768	UBS AG – MTRC European Warrants Sep 2009	500,000,000	2008/11/20	2009/09/21	125.00
15769	UBS AG – SHK Ppt European Warrants Oct 2009 B	500,000,000	2008/11/20	2009/10/27	125.00
15777	Credit Suisse – CM Bank European Warrants Nov 2009 A	200,000,000	2008/11/21	2009/11/02	92.00
15778	Credit Suisse – CM Bank European Warrants Nov 2009 B	200,000,000	2008/11/21	2009/11/16	75.00
15779	Deutsche Bank AG – CC Bank European Put Warrants Jul 2009	300,000,000	2008/11/21	2009/07/22	171.00
10850	Deutsche Bank AG – DJIA European Warrants Sep 2009 A	200,000,000	2008/11/21	2009/09/21	50.00
10854	Deutsche Bank AG – DJIA European Put Warrants Sep 2009 C	200,000,000	2008/11/21	2009/09/21	50.00
15780	Deutsche Bank AG – HKEx European Warrants Oct 2009	300,000,000	2008/11/21	2009/10/12	54.00
15781	Deutsche Bank AG – HKEx European Put Warrants Dec 2009	300,000,000	2008/11/21	2009/12/14	75.00
15782	Deutsche Bank AG – PetroChina European Put Wts Nov 2009	300,000,000	2008/11/21	2009/11/16	75.00
15776	Merrill Lynch Int'l & Co. C.V. – Ch Life Eur Put Wt Aug 2009	100,000,000	2008/11/21	2009/08/17	55.00
15775	Merrill Lynch Int'l & Co. C.V. – A50 China Eu Put Wt Aug2009	180,000,000	2008/11/21	2009/08/24	55.80
15773	SGA Societe Generale Acceptance N.V. – CMB Euro Wts Sep 2009	300,000,000	2008/11/21	2009/09/07	120.00
15774	SGA Societe Generale Acceptance N.V. – CMB Euro Wts Nov 2009	300,000,000	2008/11/21	2009/11/30	111.00
15075#	Macquarie Bank Ltd. – A50 China European Warrants Apr 2009	200,000,000	2008/11/24	2009/04/29	35.20
15786	Deutsche Bank AG – China Mobile European Put Wts Aug 2009 C	300,000,000	2008/11/25	2009/08/28	45.00
15787	Deutsche Bank AG – A50 China European Put Wts Oct 2009	300,000,000	2008/11/25	2009/10/12	75.00
15783	Goldman Sachs SP (Asia) – CM Bank European Wts Aug 2009	120,000,000	2008/11/25	2009/08/28	40.80
15784	Goldman Sachs SP (Asia) – HSBC European Warrants Sep 2009	300,000,000	2008/11/25	2009/09/29	48.00
15785	Goldman Sachs SP (Asia) – HSI European Put Wts May 2009 D	200,000,000	2008/11/25	2009/05/27	50.00
15788	BNP Paribas Arbit Issu B.V. – Sinopec Corp Euro Wts Dec 2009	200,000,000	2008/11/26	2009/12/08	34.00
15802	Credit Suisse – China Mobile European Warrants Jul 2009 A	300,000,000	2008/11/27	2009/07/13	45.00
15803	Credit Suisse – HSBC European Wts Aug 2009	300,000,000	2008/11/27	2009/08/25	55.20
15801	Deutsche Bank AG – China Life European Put Wts Sep 2009	300,000,000	2008/11/27	2009/09/07	99.00
15797	J P Morgan SP BV – China Shenhua European Warrants Jun 2009	100,000,000	2008/11/27	2009/06/01	27.40
15798	J P Morgan SP BV – HKEx European Warrants Jan 2010	200,000,000	2008/11/27	2010/01/25	51.60
15789	Merrill Lynch Int'l & Co. C.V. – HSBC Euro Wts Aug 2009	180,000,000	2008/11/27	2009/08/31	35.10
15790	Merrill Lynch Int'l & Co. C.V. – HSBC Euro Put Wt Jan 2010	180,000,000	2008/11/27	2010/01/21	41.40
15791	CC Rabobank B.A. – Ch Mobile European Put Wts Apr 2010	200,000,000	2008/11/27	2010/04/23	50.00

Main Board Warrants

Code	Derivative warrants	No. of			Amount raised (HK\$ mil.)
		issue (units)	Listing date	Expiry	
15792	CC Rabobank B.A. – HKEx European Put Warrants Apr 2010	180,000,000	2008/11/27	2010/04/23	45.00
15793	CC Rabobank B.A. – HSBC European Put Warrants Apr 2010	200,000,000	2008/11/27	2010/04/23	50.00
10851	SGA Societe Generale Acceptance N.V. – AUD/USD Eur Wt Jun 09	100,000,000	2008/11/27	2009/06/30	36.00
15794	SGA Societe Generale Acceptance N.V. – CRCC Eu Wt Jul 2009	300,000,000	2008/11/27	2009/07/13	78.00
15795	SGA Societe Generale Acceptance N.V. – CRCC Eu Wt Oct 2009	300,000,000	2008/11/27	2009/10/19	75.00
15796	SGA Societe Generale Acceptance N.V. – Petch Eu Wt Sep 2009	600,000,000	2008/11/27	2009/09/28	108.00
15799	UBS AG – China Life European Put Warrants Aug 2009	500,000,000	2008/11/27	2009/08/31	170.00
15800	UBS AG – CM Bank European Put Warrants Aug 2009	500,000,000	2008/11/27	2009/08/31	190.00
15808	BNP Paribas Arbit Issu B.V. – Ch Comm Cons Eur Wt Dec 2009	400,000,000	2008/11/28	2009/12/18	100.00
15810	BNP Paribas Arbit Issu B.V. – Ch Railway Euro Wts Dec 2009	100,000,000	2008/11/28	2009/12/28	25.00
15809	BNP Paribas Arbit Issu B.V. – CRCC European Wts May 2009	300,000,000	2008/11/28	2009/05/29	75.00
15811	BNP Paribas Arbit Issu B.V. – HSI European Wts Jun 2009 D	200,000,000	2008/11/28	2009/06/29	54.00
15812	BNP Paribas Arbit Issu B.V. – HSI European Wts Jun 2009 E	200,000,000	2008/11/28	2009/06/29	52.00
10855	Deutsche Bank AG – DJIA European Warrants Sep 2009 B	200,000,000	2008/11/28	2009/09/21	56.00
15804	Merrill Lynch Int'l & Co. C.V. – HKEx Euro Wts Jan 2010	180,000,000	2008/11/28	2010/01/29	45.00
15805	Merrill Lynch Int'l & Co. C.V. – HKEx Eur Put Wts Nov 2009	180,000,000	2008/11/28	2009/11/23	48.60
15807	SGA Societe Generale Acceptance N.V. – CCCCL Eu Wt Nov 2009	300,000,000	2008/11/28	2009/11/30	60.00
15806	SGA Societe Generale Acceptance N.V. – CCoal Eur Wt Oct 2009	80,000,000	2008/11/28	2009/10/05	87.20
15813	SGA Societe Generale Acceptance N.V. – BOCom Eur Wt Sep 2009	50,000,000	2008/12/01	2009/09/16	54.50
15815	SGA Societe Generale Acceptance N.V. – CNOOC Eu Wt Nov 2009	500,000,000	2008/12/01	2009/11/02	75.00
15814	SGA Societe Generale Acceptance N.V. – CP&CC Eur Wt Jul 2010	500,000,000	2008/12/01	2010/07/26	77.00
15658#	Merrill Lynch Int'l & Co. C.V. – HKEx Eur Put Wts Sep 2009	180,000,000	2008/12/03	2009/09/08	41.40
15656#	Merrill Lynch Int'l & Co. C.V. – HSBC Euro Put Wt Aug 2009 B	180,000,000	2008/12/03	2009/08/03	30.42
15816	SGA Societe Generale Acceptance N.V. – HSBC Eu Wt Jul 2009 C	500,000,000	2008/12/04	2009/07/06	85.00
15826	BNP Paribas Arbit Issu B.V. – HSI European Wts Jul 2009 A	400,000,000	2008/12/05	2009/07/30	100.00
15830	BNP Paribas Arbit Issu B.V. – HSI Euro Put Wts Jul 2009 C	400,000,000	2008/12/05	2009/07/30	100.00
15817	SGA Societe Generale Acceptance N.V. – CLife Eu Wt Sep 2009	400,000,000	2008/12/05	2009/09/07	196.00
15818	SGA Societe Generale Acceptance N.V. – Ch Mob Eu Wt Oct 09 B	800,000,000	2008/12/05	2009/10/16	146.40
15819	SGA Societe Generale Acceptance N.V. – CNOOC Eu Wt Sep 2009B	500,000,000	2008/12/05	2009/09/28	84.00
15821	SGA Societe Generale Acceptance N.V. – HSBC Eu Wt Sep 2009	500,000,000	2008/12/05	2009/09/28	75.00
15822	SGA Societe Generale Acceptance N.V. – HSBC Eu Wt Oct 2009	500,000,000	2008/12/05	2009/10/27	75.50
15823	SGA Societe Generale Acceptance N.V. – HSBC Eu Put Wt Jul 09	500,000,000	2008/12/05	2009/07/13	100.00
15824	SGA Societe Generale Acceptance N.V. – HWL Eur Wt Aug 2009	120,000,000	2008/12/05	2009/08/10	103.20
15825	SGA Societe Generale Acceptance N.V. – HWL Eur Wt Oct 2009 B	120,000,000	2008/12/05	2009/10/05	90.00
15820	SGA Societe Generale Acceptance N.V. – Petch Eu Put Wt Jul09	500,000,000	2008/12/05	2009/07/30	84.50
15312#	Deutsche Bank AG – A50 China European Warrants Apr 2009 B	300,000,000	2008/12/05	2009/04/20	49.50
15831	Barclays Bank plc – HSI European Warrants Jun 2009	300,000,000	2008/12/08	2009/06/29	78.00
15827	Standard Bank PLC – Ch Comm Cons European Warrants Nov 2009	200,000,000	2008/12/08	2009/11/30	50.00
15828	Standard Bank PLC – Sinopec Corp European Warrants Sep 2010	200,000,000	2008/12/08	2010/09/30	50.00
15829	Standard Bank PLC – China Railway European Wts Sep 2010	200,000,000	2008/12/08	2010/09/30	50.00
15832	BNP Paribas Arbit Issu B.V. – China Life Euro Wts Aug 2009 C	200,000,000	2008/12/09	2009/08/03	82.00
15833	BNP Paribas Arbit Issu B.V. – Sinopec Corp Euro Wts Nov 2009	200,000,000	2008/12/09	2009/11/09	34.00
15834	BNP Paribas Arbit Issu B.V. – HKEx European Wts Oct 2009	200,000,000	2008/12/09	2009/10/19	50.00
15835	SGA Societe Generale Acceptance N.V. – HKEx Eu Wt Oct 2009	500,000,000	2008/12/10	2009/10/19	75.00

Main Board Warrants

Code	Derivative warrants	No. of			Amount raised (HK\$ mil.)
		issue (units)	Listing date	Expiry	
15836	SGA Societe Generale Acceptance N.V. – SHK P Eu Wt Oct 2009	500,000,000	2008/12/10	2009/10/27	75.50
15843	BNP Paribas Arbit Issu B.V. – A50 China Euro Wts Aug 2009 A	200,000,000	2008/12/11	2009/08/28	52.00
15842	BNP Paribas Arbit Issu B.V. – HKEx European Put Wts Nov 2009	200,000,000	2008/12/11	2009/11/02	50.00
15841	BNP Paribas Arbit Issu B.V. – HSI European Wts Jul 2009 B	400,000,000	2008/12/11	2009/07/30	104.00
15844	BNP Paribas Arbit Issu B.V. – HSI Euro Put Wts Jul 2009 D	400,000,000	2008/12/11	2009/07/30	100.00
15837	Macquarie Bank Ltd. – China Tel European Warrants Jun 2009	100,000,000	2008/12/11	2009/06/29	43.30
15838	Macquarie Bank Ltd. – China Unicom European Wts Dec 2009	100,000,000	2008/12/11	2009/12/30	25.00
15839	SGA Societe Generale Acceptance N.V. – CLife Eu Wt Aug 2009B	400,000,000	2008/12/11	2009/08/24	102.00
15840	SGA Societe Generale Acceptance N.V. – CLife Eu Wt Dec 2009	400,000,000	2008/12/11	2009/12/01	112.00
15850	Barclays Bank plc – CC Bank European Warrants Jun 2009	50,000,000	2008/12/12	2009/06/29	33.50
15851	Deutsche Bank AG – China Mobile European Warrants Oct 2009 A	300,000,000	2008/12/12	2009/10/19	63.00
15845	HK Bank – CC Bank European Warrants Nov 2009	280,000,000	2008/12/12	2009/11/20	313.60
15846	HK Bank – China Life European Warrants Nov 2009	280,000,000	2008/12/12	2009/11/20	184.80
15848	HK Bank – ICBC European Warrants Nov 2009	280,000,000	2008/12/12	2009/11/20	285.60
15847	SGA Societe Generale Acceptance N.V. – CRail Eu Wt Nov 2009	50,000,000	2008/12/12	2009/11/23	63.00
15849	SGA Societe Generale Acceptance N.V. – MTRC Eur Wts Nov 2009	200,000,000	2008/12/12	2009/11/09	78.00
15757#	BNP Paribas Arbit Issu B.V. – HSI Euro Put Wts Jun 2009 B	200,000,000	2008/12/12	2009/06/29	19.80
15864	Barclays Bank plc – China Life European Warrants Jun 2009	300,000,000	2008/12/15	2009/06/29	114.00
15865	Barclays Bank plc – China Life European Warrants Dec 2009	300,000,000	2008/12/15	2009/12/30	138.00
15866	Barclays Bank plc – HSBC European Warrants Oct 2009	500,000,000	2008/12/15	2009/10/29	86.00
15867	Barclays Bank plc – ICBC European Warrants Sep 2009	100,000,000	2008/12/15	2009/09/29	68.00
15873	Deutsche Bank AG – China Mobile European Warrants Nov 2009	300,000,000	2008/12/15	2009/11/02	45.00
15872	Deutsche Bank AG – China Mobile European Warrants Oct 2009 B	300,000,000	2008/12/15	2009/10/19	57.00
15858	HK Bank – BOCL European Warrants Nov 2009	280,000,000	2008/12/15	2009/11/20	142.80
15859	HK Bank – Sinopec Corp European Warrants Aug 2009	280,000,000	2008/12/15	2009/08/20	257.60
15860	HK Bank – R&F Ppt European Warrants Nov 2009	280,000,000	2008/12/15	2009/11/20	70.00
15861	HK Bank – HKEx European Warrants Jan 2010	280,000,000	2008/12/15	2010/01/29	70.00
15862	HK Bank – Shimao Ppt European Warrants Dec 2009	280,000,000	2008/12/15	2009/12/18	70.00
15863	SGA Societe Generale Acceptance N.V. – CP&CC Eur Wt Nov 09B	500,000,000	2008/12/15	2009/11/02	76.00
15868	UBS AG – Belle Int'l European Warrants Nov 2010	500,000,000	2008/12/15	2010/11/29	125.00
15855	UBS AG – China Tel European Warrants Sep 2009	500,000,000	2008/12/15	2009/09/28	125.00
15852	UBS AG – CITIC Bank European Warrants Sep 2009	500,000,000	2008/12/15	2009/09/28	250.00
15853	UBS AG – CITIC Bank European Warrants Dec 2009	500,000,000	2008/12/15	2009/12/21	175.00
15869	UBS AG – CLP European Warrants Jun 2011	500,000,000	2008/12/15	2011/06/27	125.00
15870	UBS AG – Ch Molybdenum European Warrants Dec 2011	500,000,000	2008/12/15	2011/12/12	125.00
15871	UBS AG – China National Building European Warrants Oct 2009	500,000,000	2008/12/15	2009/10/27	125.00
15854	UBS AG – China Railway European Warrants Dec 2009	500,000,000	2008/12/15	2009/12/21	75.00
15856	UBS AG – Huaneng Power European Warrants Dec 2009	500,000,000	2008/12/15	2009/12/21	125.00
15857	UBS AG – Shimao Ppt European Warrants Dec 2009	500,000,000	2008/12/15	2009/12/21	125.00
15897	ABN AMRO Bank N.V. – China Life European Warrants Sep 2009	200,000,000	2008/12/16	2009/09/29	93.00
15900	ABN AMRO Bank N.V. – China Life European Put Wts Sep 2009	200,000,000	2008/12/16	2009/09/29	118.00
15898	ABN AMRO Bank N.V. – Gold European Warrants Sep 2009	200,000,000	2008/12/16	2009/09/29	50.40
15901	ABN AMRO Bank N.V. – Gold European Put Warrants Sep 2009	200,000,000	2008/12/16	2009/09/29	50.00
15899	ABN AMRO Bank N.V. – HSBC European Warrants Sep 2010	288,000,000	2008/12/16	2010/09/27	72.00

Main Board Warrants

Code	Derivative warrants	No. of			Amount raised (HK\$ mil.)
		issue (units)	Listing date	Expiry	
15888	Credit Suisse – China Mobile European Warrants Dec 2009	500,000,000	2008/12/16	2009/12/21	125.00
15887	Credit Suisse – China Mobile European Warrants Jul 2009 B	500,000,000	2008/12/16	2009/07/27	75.00
15889	Credit Suisse – A50 China European Warrants Jun 2009	300,000,000	2008/12/16	2009/06/15	45.00
15892	Deutsche Bank AG – China Life European Warrants Jul 2009 B	300,000,000	2008/12/16	2009/07/27	159.00
15893	Deutsche Bank AG – China Life European Warrants Aug 2009	300,000,000	2008/12/16	2009/08/17	132.00
15894	Deutsche Bank AG – China Life European Warrants Sep 2009 B	300,000,000	2008/12/16	2009/09/07	111.00
15895	Deutsche Bank AG – China Life European Put Wts Aug 2009 A	300,000,000	2008/12/16	2009/08/03	114.00
15896	Deutsche Bank AG – China Life European Put Wts Aug 2009 B	300,000,000	2008/12/16	2009/08/31	174.00
15880	HK Bank – China Overseas European Warrants Oct 2009	280,000,000	2008/12/16	2009/10/30	100.80
15881	HK Bank – CNOOC European Warrants Jan 2010	280,000,000	2008/12/16	2010/01/20	70.00
15882	HK Bank – Esprit European Warrants Oct 2009	280,000,000	2008/12/16	2009/10/30	257.60
15884	HK Bank – Huaneng Power European Warrants Jan 2010	280,000,000	2008/12/16	2010/01/20	70.00
15885	HK Bank – Jiangxi Copper European Warrants Mar 2010	280,000,000	2008/12/16	2010/03/26	70.00
15886	HK Bank – Jiangxi Copper European Warrants Aug 2010	280,000,000	2008/12/16	2010/08/18	70.00
15874	Merrill Lynch Int'l & Co. C.V. – CK(H) European Wts Nov 2009	180,000,000	2008/12/16	2009/11/23	37.44
15875	Merrill Lynch Int'l & Co. C.V. – CK(H) European Wts Dec 2009	180,000,000	2008/12/16	2009/12/23	30.96
15876	Merrill Lynch Int'l & Co. C.V.-CK(H) Euro Put Warrants Jul09	180,000,000	2008/12/16	2009/07/13	32.76
15877	Merrill Lynch Int'l & Co. C.V.-Sinopec Eu Put Warrants Oct09	180,000,000	2008/12/16	2009/10/19	33.48
15878	Merrill Lynch Int'l & Co. C.V. – PetroChina Eu Wt Sep 2009	180,000,000	2008/12/16	2009/09/22	27.00
15879	Merrill Lynch Int'l & Co. C.V. – PetroChina Eu Wt Nov 2009	180,000,000	2008/12/16	2009/11/23	29.52
15883	Merrill Lynch Int'l & Co. C.V. – PetroChina Eu Put Wt Nov 09	180,000,000	2008/12/16	2009/11/19	45.00
15890	Standard Bank PLC – CNOOC European Warrants Jun 2010	200,000,000	2008/12/16	2010/06/30	50.00
15891	Standard Bank PLC – HSBC European Warrants Sep 2010	200,000,000	2008/12/16	2010/09/30	50.00
15928	ABN AMRO Bank N.V. – China Life European Warrants Jul 2009	200,000,000	2008/12/17	2009/07/02	108.40
15926	ABN AMRO Bank N.V. – HSBC European Warrants Nov 2010 A	288,000,000	2008/12/17	2010/11/01	72.00
15927	ABN AMRO Bank N.V. – HSBC European Warrants Nov 2010 B	288,000,000	2008/12/17	2010/11/30	72.00
15918	BNP Paribas Arbit Issu B.V. – HSI European Wts Aug 2009	300,000,000	2008/12/17	2009/08/28	75.00
15917	BNP Paribas Arbit Issu B.V. – HSI European Wts Jul 2009 E	300,000,000	2008/12/17	2009/07/30	78.00
15921	BNP Paribas Arbit Issu B.V. – HSI Euro Put Wts Jul 2009 F	300,000,000	2008/12/17	2009/07/30	75.00
15922	BNP Paribas Arbit Issu B.V. – HSI Euro Put Wts Jul 2009 G	300,000,000	2008/12/17	2009/07/30	87.00
15919	Deutsche Bank AG – Sinopec Corp European Put Wts Oct 2009	300,000,000	2008/12/17	2009/10/27	57.00
15920	Deutsche Bank AG – A50 China European Warrants Jun 2009	300,000,000	2008/12/17	2009/06/08	51.00
15923	Deutsche Bank AG – A50 China European Warrants Jul 2009	300,000,000	2008/12/17	2009/07/20	75.00
15924	Deutsche Bank AG – A50 China European Put Wts Aug 2009	300,000,000	2008/12/17	2009/08/28	75.00
15925	Deutsche Bank AG – PetroChina European Warrants Sep 2009	300,000,000	2008/12/17	2009/09/29	45.00
15910	HK Bank – CHALCO European Warrants Jun 2010	280,000,000	2008/12/17	2010/06/28	70.00
15913	HK Bank – China Mobile European Warrants Dec 2009	280,000,000	2008/12/17	2009/12/04	70.00
15912	HK Bank – China COSCO European Warrants Dec 2009	280,000,000	2008/12/17	2009/12/04	70.00
15911	HK Bank – China Coal European Warrants Dec 2009	280,000,000	2008/12/17	2009/12/04	70.00
15914	HK Bank – Datang Power European Warrants Jul 2010	280,000,000	2008/12/17	2010/07/28	70.00
15909	HK Bank – A50 China European Warrants Dec 2009	280,000,000	2008/12/17	2009/12/04	70.00
15915	HK Bank – Lenovo European Warrants Nov 2009	280,000,000	2008/12/17	2009/11/04	137.20
15916	HK Bank – Zijin Mining European Warrants Nov 2009	280,000,000	2008/12/17	2009/11/04	327.60
15902	Merrill Lynch Int'l & Co. C.V. – HKEx Euro Wts Jul 2009	180,000,000	2008/12/17	2009/07/20	30.06

Main Board Warrants

Code	Derivative warrants	No. of			Amount raised (HK\$ mil.)
		issue (units)	Listing date	Expiry	
15904	Merrill Lynch Int'l & Co. C.V. – HS Bank Euro Wts Jul 2009	150,000,000	2008/12/17	2009/07/13	25.35
15905	Merrill Lynch Int'l & Co. C.V. – HS Bank Euro Wts Sep 2009	150,000,000	2008/12/17	2009/09/21	25.20
15906	Merrill Lynch Int'l & Co. C.V. – HS Bank Euro Put Wts Oct 09	150,000,000	2008/12/17	2009/10/19	34.20
15903	Merrill Lynch Int'l & Co. C.V. – Hutchison Euro Wts Jul 2009	100,000,000	2008/12/17	2009/07/20	47.50
15907	Merrill Lynch Int'l & Co. C.V. -Hutchison Euro Put Wts Jul09	100,000,000	2008/12/17	2009/07/13	44.50
15908	Merrill Lynch Int'l & Co. C.V. – SHK Ppt Euro Put Wts Nov09	180,000,000	2008/12/17	2009/11/09	45.00
15938	Deutsche Bank AG – HSI European Put Warrants Sep 2009	300,000,000	2008/12/18	2009/09/29	75.00
15932	Deutsche Bank AG – HSI European Warrants Jul 2009 A	300,000,000	2008/12/18	2009/07/30	78.00
15933	Deutsche Bank AG – HSI European Warrants Jul 2009 B	300,000,000	2008/12/18	2009/07/30	75.00
15934	Deutsche Bank AG – HSI European Warrants Jul 2009 C	300,000,000	2008/12/18	2009/07/30	75.00
15935	Deutsche Bank AG – HSI European Put Warrants Jul 2009 D	300,000,000	2008/12/18	2009/07/30	75.00
15936	Deutsche Bank AG – HSI European Put Warrants Jul 2009 E	300,000,000	2008/12/18	2009/07/30	75.00
15937	Deutsche Bank AG – HSI European Put Warrants Jul 2009 F	300,000,000	2008/12/18	2009/07/30	75.00
15929	Merrill Lynch Int'l & Co. C.V. – Ch Mobile Eu Put Wt Nov2009	180,000,000	2008/12/18	2009/11/09	47.70
15930	Merrill Lynch Int'l & Co. C.V. – HSBC Euro Put Wt Nov 2009	180,000,000	2008/12/18	2009/11/09	45.00
15931	Merrill Lynch Int'l & Co. C.V. – SHK Ppt Euro Wts Oct 2009	180,000,000	2008/12/18	2009/10/20	29.52
15941	BNP Paribas Arbit Issu B.V. – HSBC European Wts Oct 2009 C	200,000,000	2008/12/19	2009/10/28	50.00
15945	BNP Paribas Arbit Issu B.V. – HSBC European Put Wts Oct 09 B	200,000,000	2008/12/19	2009/10/19	52.00
15939	SGA Societe Generale Acceptance N.V. – HKEx Eu Wt Aug 2009	500,000,000	2008/12/19	2009/08/10	125.00
15940	SGA Societe Generale Acceptance N.V. – HKEx Eu Wt Sep 2009	500,000,000	2008/12/19	2009/09/21	125.00
15947	Barclays Bank plc – China Mobile European Warrants Dec 2009	500,000,000	2008/12/22	2009/12/29	125.00
15948	Barclays Bank plc – China Mobile European Warrants Mar 2010	500,000,000	2008/12/22	2010/03/30	125.00
15949	Barclays Bank plc – CNOOC European Warrants Mar 2010	200,000,000	2008/12/22	2010/03/30	50.00
15950	Barclays Bank plc – PetroChina European Warrants Mar 2010	200,000,000	2008/12/22	2010/03/30	50.00
15946	BNP Paribas Arbit Issu B.V. – HSI European Wts Jun 2009 F	500,000,000	2008/12/22	2009/06/29	125.00
15942	HK Bank – China Mobile European Put Warrants Jan 2010	280,000,000	2008/12/22	2010/01/22	70.00
15943	HK Bank – China Life European Put Warrants Nov 2009	280,000,000	2008/12/22	2009/11/12	159.60
15944	HK Bank – HKEx European Put Warrants Nov 2009	280,000,000	2008/12/22	2009/11/12	70.00
15951	Barclays Bank plc – HSI European Warrants Sep 2009	500,000,000	2008/12/23	2009/09/29	130.00
15952	Barclays Bank plc – HSI European Put Warrants Jun 2009	500,000,000	2008/12/23	2009/06/29	130.00
15955	Barclays Bank plc – HSI European Put Warrants Sep 2009	500,000,000	2008/12/23	2009/09/29	140.00
15953	Deutsche Bank AG – BOCL European Warrants Aug 2009	300,000,000	2008/12/23	2009/08/31	150.00
15954	Deutsche Bank AG – BankComm European Warrants Dec 2009	300,000,000	2008/12/23	2009/12/30	45.00
15956	Deutsche Bank AG – CC Bank European Put Warrants Aug 2009	300,000,000	2008/12/23	2009/08/17	288.00
15957	Deutsche Bank AG – ICBC European Warrants Jul 2009	300,000,000	2008/12/23	2009/07/27	249.00
15958	Deutsche Bank AG – ICBC European Warrants Sep 2009	300,000,000	2008/12/23	2009/09/21	210.00
15959	Deutsche Bank AG – ICBC European Put Warrants Aug 2009	300,000,000	2008/12/23	2009/08/24	261.00
15966	Deutsche Bank AG – China Mobile European Put Wts Dec 2009	300,000,000	2008/12/24	2009/12/14	75.00
10856	Deutsche Bank AG – DJIA European Put Warrants Sep 2009 D	200,000,000	2008/12/24	2009/09/21	118.00
10857	Deutsche Bank AG – Nikkei 225 Index European Wts Sep 2009 A	200,000,000	2008/12/24	2009/09/11	80.00
10858	Deutsche Bank AG – Nikkei 225 Index European Wts Sep 2009 B	200,000,000	2008/12/24	2009/09/11	60.00
10861	Deutsche Bank AG – Nikkei 225 Index Euro Put Wts Sep 2009 C	200,000,000	2008/12/24	2009/09/11	50.00
10862	Deutsche Bank AG – Nikkei 225 Index Euro Put Wts Sep 2009 D	200,000,000	2008/12/24	2009/09/11	66.00
15960	SGA Societe Generale Acceptance N.V. – BOCL Eu Wt Oct 2009	200,000,000	2008/12/24	2009/10/19	79.00

Main Board Warrants

Code	Derivative warrants	No. of			Amount raised (HK\$ mil.)
		issue (units)	Listing date	Expiry	
15962	SGA Societe Generale Acceptance N.V. – Ch Mob Eu Wt Jan 2010	800,000,000	2008/12/24	2010/01/18	200.00
15963	SGA Societe Generale Acceptance N.V. – CTel Eu Wt Sep 2009	150,000,000	2008/12/24	2009/09/14	88.50
15961	SGA Societe Generale Acceptance N.V. – CCB Eur Wt Sep 2009	100,000,000	2008/12/24	2009/09/24	93.00
15964	SGA Societe Generale Acceptance N.V. – HSI Eur Wt Jun 2009 A	300,000,000	2008/12/24	2009/06/29	75.00
15965	SGA Societe Generale Acceptance N.V. – HSI Eur Wt Jun 2009 B	300,000,000	2008/12/24	2009/06/29	78.00
15968	SGA Societe Generale Acceptance N.V. – HSI Eu Put Wt Jun 09C	300,000,000	2008/12/24	2009/06/29	78.00
15969	SGA Societe Generale Acceptance N.V. – HSI Eu Put Wt Jun 09D	300,000,000	2008/12/24	2009/06/29	75.00
15970	SGA Societe Generale Acceptance N.V. – HSI Eu Put Wt Jun 09E	300,000,000	2008/12/24	2009/06/29	78.00
15979	BNP Paribas Arbit Issu B.V. – HSI European Wts Dec 2009	500,000,000	2008/12/29	2009/12/30	130.00
15983	BNP Paribas Arbit Issu B.V. – HSI Euro Put Wts Dec 2009	500,000,000	2008/12/29	2009/12/30	145.00
15978	BNP Paribas Arbit Issu B.V. – HSI European Wts Jul 2009 H	500,000,000	2008/12/29	2009/07/30	125.00
15980	BNP Paribas Arbit Issu B.V. – HSI Euro Put Wts Aug 2009 A	500,000,000	2008/12/29	2009/08/28	125.00
15981	BNP Paribas Arbit Issu B.V. – HSI Euro Put Wts Aug 2009 B	500,000,000	2008/12/29	2009/08/28	140.00
15982	BNP Paribas Arbit Issu B.V. – HSI Euro Put Wts Aug 2009 C	500,000,000	2008/12/29	2009/08/28	150.00
15975	Credit Suisse – China Mobile European Put Warrants Jun 2009	300,000,000	2008/12/29	2009/06/15	45.00
15976	Credit Suisse – China Mobile European Put Warrants Jul 2009	300,000,000	2008/12/29	2009/07/27	45.00
15967	Credit Suisse – CC Bank European Put Warrants Nov 2009	300,000,000	2008/12/29	2009/11/16	75.00
15977	Credit Suisse – China Mobile European Put Warrants Nov 2009B	300,000,000	2008/12/29	2009/11/09	45.00
15971	Credit Suisse – Ch Overseas European Warrants Dec 2009 A	200,000,000	2008/12/29	2009/12/07	70.00
15972	Credit Suisse – Ch Overseas European Warrants Dec 2009 B	200,000,000	2008/12/29	2009/12/21	62.00
15973	Credit Suisse – ICBC European Warrants Nov 2009	300,000,000	2008/12/29	2009/11/30	45.00
15974	Credit Suisse – ICBC European Warrants Dec 2010	300,000,000	2008/12/29	2010/12/10	75.00
15984	Deutsche Bank AG – China Telecom European Wts Aug 2009	100,000,000	2008/12/29	2009/08/17	70.00
15985	Deutsche Bank AG – Hutchison European Warrants Aug 2009	100,000,000	2008/12/29	2009/08/03	72.00
15989	ABN AMRO Bank N.V. – CC Bank European Warrants Jun 2010	500,000,000	2008/12/30	2010/06/29	125.00
15988	ABN AMRO Bank N.V. – China Mobile European Wts Sep 2009 C	400,000,000	2008/12/30	2009/09/29	76.40
15992	ABN AMRO Bank N.V. – China Mobile Euro Put Wts Sep 2009 D	400,000,000	2008/12/30	2009/09/28	62.00
16001	ABN AMRO Bank N.V. – China Mobile Euro Put Wts Sep 2009 E	400,000,000	2008/12/30	2009/09/22	70.40
15987	ABN AMRO Bank N.V. – A50 China European Warrants Jun 2009	300,000,000	2008/12/30	2009/06/15	54.60
16000	ABN AMRO Bank N.V. – A50 China European Put Wts Aug 2009	300,000,000	2008/12/30	2009/08/28	62.70
15990	ABN AMRO Bank N.V. – HKEx European Warrants Sep 2009	300,000,000	2008/12/30	2009/09/29	75.00
16002	ABN AMRO Bank N.V. – HKEx European Put Warrants Sep 2009	300,000,000	2008/12/30	2009/09/15	51.60
15993	ABN AMRO Bank N.V. – HSI European Warrants Jun 2009	400,000,000	2008/12/30	2009/06/29	100.00
15994	ABN AMRO Bank N.V. – HSI European Put Warrants Jun 2009	400,000,000	2008/12/30	2009/06/29	100.40
15999	ABN AMRO Bank N.V. – ICBC European Warrants Sep 2010	500,000,000	2008/12/30	2010/09/29	95.00
15991	ABN AMRO Bank N.V. – PetroChina European Warrants Nov 2009 B	400,000,000	2008/12/30	2009/11/03	70.40
15986	BNP Paribas Arbit Issu B.V. – HSI Euro Put Wts Apr 2009 G	500,000,000	2008/12/30	2009/04/29	95.00
16003	Deutsche Bank AG – CC Bank European Warrants Jul 2009 A	100,000,000	2008/12/30	2009/07/13	156.00
16007	Deutsche Bank AG – CC Bank European Warrants Jul 2009 B	200,000,000	2008/12/30	2009/07/13	176.00
16008	Deutsche Bank AG – CC Bank European Warrants Jul 2009 C	200,000,000	2008/12/30	2009/07/27	142.00
15995	Deutsche Bank AG – Ch Comm Cons European Warrants Sep 2009	200,000,000	2008/12/30	2009/09/28	50.00
16004	Deutsche Bank AG – China Life European Put Wts Oct 2009	300,000,000	2008/12/30	2009/10/19	177.00
15996	Deutsche Bank AG – Ch Railway Cons European Wts Aug 2009	200,000,000	2008/12/30	2009/08/24	52.00
15998	Deutsche Bank AG – HSI European Put Warrants Jul 2009 G	300,000,000	2008/12/30	2009/07/30	93.00

Main Board Warrants

Code	Derivative warrants	No. of			Amount raised (HK\$ mil.)
		issue (units)	Listing date	Expiry	
16005	Deutsche Bank AG – PetroChina European Warrants Oct 2009	300,000,000	2008/12/30	2009/10/27	48.00
16006	Deutsche Bank AG – PetroChina European Put Wts Jul 2009 C	300,000,000	2008/12/30	2009/07/27	63.00
15997	Deutsche Bank AG – Ping An European Warrants Dec 2009	200,000,000	2008/12/30	2009/12/21	30.00
16015	BNP Paribas Arbit Issu B.V. – China Life Euro Wts Jul 2009	200,000,000	2008/12/31	2009/07/20	146.00
16016	BNP Paribas Arbit Issu B.V. – China Life Eu Put Wts Aug 2009	200,000,000	2008/12/31	2009/08/10	60.00
16019	BNP Paribas Arbit Issu B.V. – HSBC European Put Wts Sep 2009	200,000,000	2008/12/31	2009/09/01	52.00
16017	BNP Paribas Arbit Issu B.V. – HSBC European Wts Jul 2009 D	200,000,000	2008/12/31	2009/07/02	50.00
16018	BNP Paribas Arbit Issu B.V. – HSBC European Wts Oct 2009 D	200,000,000	2008/12/31	2009/10/05	50.00
16031	Credit Suisse – CNOOC European Warrants Oct 2009	200,000,000	2008/12/31	2009/10/12	30.00
16030	Credit Suisse – CNOOC European Warrants Dec 2009	200,000,000	2008/12/31	2009/12/22	44.00
16032	Credit Suisse – PetroChina European Warrants Nov 2009	300,000,000	2008/12/31	2009/11/09	45.00
16024	KBC Fin Products Int'l Ltd. – Ch Mobile Euro Wt Dec 2009	468,000,000	2008/12/31	2009/12/16	98.28
16022	KBC Fin Products Int'l Ltd. – CC Bank Euro Put Wts Jul 2009	400,000,000	2008/12/31	2009/07/03	64.00
16023	KBC Fin Products Int'l Ltd. – Ch Mobile Euro Wt Aug 2009 D	400,000,000	2008/12/31	2009/08/18	100.00
16025	KBC Fin Products Int'l Ltd. – CNOOC Euro Put Wts Nov 2009	268,000,000	2008/12/31	2009/11/12	99.16
16026	KBC Fin Products Int'l Ltd. – CNOOC Euro Put Wts Dec 2009	400,000,000	2008/12/31	2009/12/07	100.00
16027	KBC Fin Products Int'l Ltd. – Sinopec Corp Eu Put Wt Oct 09C	288,000,000	2008/12/31	2009/10/09	97.92
16020	KBC Fin Products Int'l Ltd. – HSBC European Wts Oct 2009	368,000,000	2008/12/31	2009/10/12	95.68
16028	KBC Fin Products Int'l Ltd. – HSBC Euro Put Wts Oct 2009 B	208,000,000	2008/12/31	2009/10/22	97.76
16021	KBC Fin Products Int'l Ltd. – PetroChina Euro Wts Oct 2009	438,000,000	2008/12/31	2009/10/02	65.70
16029	KBC Fin Products Int'l Ltd. – PetroChina Eur Put Wt Oct 2009	238,000,000	2008/12/31	2009/10/15	92.82
Total					80,858.92

Further issue

Main Board Debt Securities

Debt Securities Trading Statistics

		Turnover value	
		Exchange fund notes (HK\$ mil)	Market total (HK\$ mil)
2007	Q4	–	4.43
2008	Q1	–	2.43
	Q2	–	1.75
	Q3	0.26	1.51
	Q4	–	1.71

Debt Securities Nominal Value

		No. of issues	Nominal value (HK\$ mil.)
2007	Q4	175	427,813.24
2008	Q1	174	424,656.34
	Q2	175	435,938.30
	Q3	174	440,409.79
	Q4	172	414,001.69

New Listing Statistics - Debt Securities

		No. of newly listed debt securities	Amount raised (HK\$ mil.)
2007	Q4	7	13,989.61
2008	Q1	4	8,355.96
	Q2	7	16,607.66
	Q3	5	11,822.87
	Q4	4	4,791.32

Main Board Debt Securities

Newly Listed Debt Securities

for 4th quarter 2008

Code	Debt securities	Principal		Listing date	Maturity	Amount raised (HK\$ mil.)
04305	Magnificent Estates Ltd. 5% Mandatorily Conv Bonds 2011	HKD	477,176,070	2008/10/17	2011/04/13	477.18
04183	Hong Kong Monetary Authority 0.82% Exchange Fund Notes 2010	HKD	1,200,000,000	2008/11/18	2011/11/17	1,198.80
04184	Hong Kong Monetary Authority 1.61% Exchange Fund Notes 2018	HKD	800,000,000	2008/12/11	2018/12/10	799.52
04160 #	Hong Kong Monetary Authority 3.63% Exchange Fund Notes 2011	HKD	1,200,000,000	2008/12/19	2011/12/19	1,295.52
04185	Hong Kong Monetary Authority 1.67% Exchange Fund Notes 2013	HKD	1,000,000,000	2008/12/22	2013/12/19	1,020.30
						4,791.32

Main Board Unit Trusts and Mutual Funds

Unit Trusts and Mutual Funds Trading Statistics

		Exchange Traded Fund (ETF) (HK\$ mil.)	Real Estate Investment Trusts (REITs) (HK\$ mil.)	Others (HK\$ mil.)	Total (HK\$ mil.)	% of market total (HK\$ mil.)
2007	Q4	49,930.36	13,436.81	2,388.41	65,755.59	0.79
2008	Q1	44,683.48	18,698.54	638.57	64,020.59	1.08
	Q2	147,996.81	10,119.33	775.06	158,891.20	3.44
	Q3	128,330.01	12,253.56	214.24	140,797.82	3.58
	Q4	120,092.63	10,422.81	225.71	130,741.15	4.16

Note: 1. Include turnover values in HKD only.

Unit Trusts and Mutual Funds Market Value

		No. of issues	Exchange Traded Funds (ETF) (HK\$ mil.)	No. of issues	Real Estate Investment Trusts (REITs) (HK\$ mil.)	No. of issues	Others (HK\$ mil.)	No. of issues	Total (HK\$ mil.)
2007	Q4	17	105,623.36	7	66,089.08	2	4,098.45	26	175,810.89
2008	Q1	17	94,528.75	7	64,001.26	2	2,781.89	26	161,311.89
	Q2	23	109,069.79	7	63,006.95	2	2,912.06	32	174,988.80
	Q3	24	250,445.02	7	60,646.67	2	1,803.76	33	312,895.46
	Q4	24	266,475.46	7	46,405.95	2	1,439.29	33	314,320.70

New Listing Unit Trust and Mutual Funds Statistics

		No. of newly listed unit trust and mutual funds	Funds raised (HK\$ mil.)
2007	Q4	–	–
2008	Q1	–	–
	Q2	6	–
	Q3	1	–
	Q4	–	–

Main Board Unit Trusts and Mutual Funds

Newly Listed Unit Trust and Mutual Funds

for 4th quarter 2008

Code	Unit trust and Mutual funds	Fund manager	Issue price (HK\$)	Amount raised (HK\$ mil)	Listing date
Nil					

Main Board Callable Bull/Bear Contracts

Callable Bull/Bear Contracts Trading Statistics

		Number	Market value (HK\$ mil.)	Turnover value (HK\$ mil.)
2007	Q4	131	20,406.20	45,417.33
2008	Q1	214	52,370.20	83,719.44
	Q2	453	86,945.83	176,028.32
	Q3	759	130,618.61	396,439.23
	Q4	1,314	195,229.08	383,369.78

New Listings Callable Bull/Bear Contracts Statistics

		No. of newly listed CBBC	Amount raised (HK\$ mil.)
2007	Q4	206	20,480.60
2008	Q1	323	45,053.80
	Q2	630	77,040.15
	Q3	1,343	135,720.58
	Q4	1,935	185,485.67

Main Board Callable Bull/Bear Contracts

Newly Listed Callable Bull/Bear Contracts

for 4th quarter 2008

Code	Callable Bull/Bear Contracts	No. of issue (units)	Listing date	Expiry	Amount raised (HK\$ mil.)
31771	ABN AMRO Bank N.V. – DJIA R Bear CBBC Mar 2009 E	300,000,000	2008/10/02	2009/03/20	164.10
31772	ABN AMRO Bank N.V. – HSI R Bear CBBC May 2009 M	300,000,000	2008/10/02	2009/05/27	76.20
31764	Deutsche Bank AG – A50 China R Bear CBBC Apr 2009 H	250,000,000	2008/10/02	2009/04/29	75.00
31763	Deutsche Bank AG – HSCEI R Bear CBBC Apr 2009 C	200,000,000	2008/10/02	2009/04/29	51.00
31765	Deutsche Bank AG – HSI R Bear CBBC May 2009 N	300,000,000	2008/10/02	2009/05/27	75.00
31766	Deutsche Bank AG – HSI R Bear CBBC May 2009 O	300,000,000	2008/10/02	2009/05/27	75.00
31760	UBS AG – A50 China R Bear CBBC Apr 2009 P	300,000,000	2008/10/02	2009/04/27	75.00
31761	UBS AG – A50 China R Bear CBBC Apr 2009 Q	300,000,000	2008/10/02	2009/04/27	75.00
31767	ABN AMRO Bank N.V. – DJIA R Bull CBBC Mar 2009 D	300,000,000	2008/10/02	2009/03/20	209.10
31768	ABN AMRO Bank N.V. – HSI R Bull CBBC May 2009 J	300,000,000	2008/10/02	2009/05/27	76.20
31769	ABN AMRO Bank N.V. – HSI R Bull CBBC May 2009 K	300,000,000	2008/10/02	2009/05/27	75.00
31770	ABN AMRO Bank N.V. – HSI R Bull CBBC May 2009 L	300,000,000	2008/10/02	2009/05/27	75.90
31758	Deutsche Bank AG – HSCEI R Bull CBBC Apr 2009 A	200,000,000	2008/10/02	2009/04/29	60.00
31762	Deutsche Bank AG – HSCEI R Bull CBBC Apr 2009 B	200,000,000	2008/10/02	2009/04/29	50.00
31756	UBS AG – A50 China R Bull CBBC Apr 2009 O	300,000,000	2008/10/02	2009/04/27	75.00
31774	UBS AG – China Life R Bull CBBC Apr 2009 U	300,000,000	2008/10/03	2009/04/27	75.00
31775	UBS AG – China Life R Bear CBBC Jul 2009 A	300,000,000	2008/10/03	2009/07/27	264.00
31773	UBS AG – HSBC R Bull CBBC Apr 2009 A	300,000,000	2008/10/03	2009/04/06	75.00
31778	UBS AG – China Mobile R Bear CBBC Mar 2009 J	300,000,000	2008/10/06	2009/03/09	75.00
31776	UBS AG – HSCEI R Bull CBBC Mar 2009 V	500,000,000	2008/10/06	2009/03/30	125.00
31781	UBS AG – HSCEI R Bear CBBC Mar 2009 W	500,000,000	2008/10/06	2009/03/30	125.00
31777	UBS AG – HSI R Bull CBBC Mar 2009 I	500,000,000	2008/10/06	2009/03/30	125.00
31780	UBS AG – HSI R Bear CBBC Mar 2009 G	500,000,000	2008/10/06	2009/03/30	125.00
31779	UBS AG – HSI R Bear CBBC Mar 2009 K	500,000,000	2008/10/06	2009/03/30	125.00
31806	ABN AMRO Bank N.V. – HSI R Bull CBBC May 2009 N	300,000,000	2008/10/08	2009/05/27	81.00
31807	ABN AMRO Bank N.V. – HSI R Bear CBBC May 2009 O	300,000,000	2008/10/08	2009/05/27	75.30
31808	ABN AMRO Bank N.V. – HSI R Bear CBBC May 2009 P	300,000,000	2008/10/08	2009/05/27	76.20
31809	ABN AMRO Bank N.V. – HSI R Bear CBBC May 2009 Q	300,000,000	2008/10/08	2009/05/27	75.00
31810	ABN AMRO Bank N.V. – HSI R Bear CBBC May 2009 R	300,000,000	2008/10/08	2009/05/27	75.00
31811	ABN AMRO Bank N.V. – HSI R Bear CBBC May 2009 S	300,000,000	2008/10/08	2009/05/27	76.80
31782	ABN AMRO Bank N.V. – NQ100 R Bull CBBC Mar 2009 A	300,000,000	2008/10/08	2009/03/19	185.10
31786	ABN AMRO Bank N.V. – NQ100 R Bear CBBC Mar 2009 B	300,000,000	2008/10/08	2009/03/19	194.70
31812	BNP Paribas Arbit Issu B.V. – HSI R Bull CBBC Jun 2009 H	300,000,000	2008/10/08	2009/06/29	75.00
31816	BNP Paribas Arbit Issu B.V. – HSI R Bear CBBC Jun 2009 I	300,000,000	2008/10/08	2009/06/29	75.00
31817	BNP Paribas Arbit Issu B.V. – HSI R Bear CBBC Jun 2009 J	300,000,000	2008/10/08	2009/06/29	75.00
31792	Deutsche Bank AG – HSI R Bear CBBC May 2009 P	300,000,000	2008/10/08	2009/05/27	75.00
31783	SGA Societe Generale Acceptance N.V. – HSI R Bear CBBC Apr09C	200,000,000	2008/10/08	2009/04/29	50.00
31784	SGA Societe Generale Acceptance N.V. – HSI R Bear CBBC Apr09D	200,000,000	2008/10/08	2009/04/29	50.00
31793	UBS AG – China Life R Bear CBBC Apr 2009 V	300,000,000	2008/10/08	2009/04/27	75.00
31794	UBS AG – China Life R Bear CBBC Apr 2009 W	300,000,000	2008/10/08	2009/04/27	87.00
31795	UBS AG – CNOOC R Bear CBBC Mar 2009 C	200,000,000	2008/10/08	2009/03/16	50.00
31796	UBS AG – HKEEx R Bear CBBC Apr 2009 A	200,000,000	2008/10/08	2009/04/06	50.00

Main Board Callable Bull/Bear Contracts

Code	Callable Bull/Bear Contracts	No. of issue (units)	Listing date	Expiry	Amount raised (HK\$ mil.)
31797	UBS AG – HKEx R Bear CBBC Apr 2009 B	200,000,000	2008/10/08	2009/04/06	50.00
31798	UBS AG – HSCEI R Bull CBBC Mar 2009 A	500,000,000	2008/10/08	2009/03/30	125.00
31785	UBS AG – HSCEI R Bull CBBC Mar 2009 Y	500,000,000	2008/10/08	2009/03/30	125.00
31791	UBS AG – HSCEI R Bear CBBC Mar 2009 H	500,000,000	2008/10/08	2009/03/30	125.00
31801	UBS AG – HSCEI R Bear CBBC Mar 2009 J	500,000,000	2008/10/08	2009/03/30	125.00
31787	UBS AG – HSI R Bull CBBC Mar 2009 H	500,000,000	2008/10/08	2009/03/30	125.00
31788	UBS AG – HSI R Bull CBBC Mar 2009 L	500,000,000	2008/10/08	2009/03/30	125.00
31799	UBS AG – HSI R Bull CBBC Apr 2009 S	500,000,000	2008/10/08	2009/04/29	125.00
31800	UBS AG – HSI R Bull CBBC Apr 2009 T	500,000,000	2008/10/08	2009/04/29	125.00
31804	UBS AG – HSI R Bear CBBC Apr 2009 A	500,000,000	2008/10/08	2009/04/29	125.00
31803	UBS AG – HSI R Bear CBBC Apr 2009 K	500,000,000	2008/10/08	2009/04/29	125.00
31805	UBS AG – HSI R Bear CBBC Apr 2009 M	500,000,000	2008/10/08	2009/04/29	125.00
31789	UBS AG – HSI R Bear CBBC Apr 2009 Q	500,000,000	2008/10/08	2009/04/29	125.00
31790	UBS AG – HSI R Bear CBBC Apr 2009 R	500,000,000	2008/10/08	2009/04/29	125.00
31802	UBS AG – HSI R Bear CBBC Apr 2009 U	500,000,000	2008/10/08	2009/04/29	125.00
31815	BNP Paribas Arbit Issu B.V. – HSCEI R Bull CBBC Sep 2009 A	200,000,000	2008/10/09	2009/09/29	50.00
31818	BNP Paribas Arbit Issu B.V. – HSCEI R Bear CBBC Sep 2009 B	200,000,000	2008/10/09	2009/09/29	50.00
31819	BNP Paribas Arbit Issu B.V. – HSI R Bull CBBC Jun 2009 K	300,000,000	2008/10/09	2009/06/29	75.00
31820	BNP Paribas Arbit Issu B.V. – HSI R Bull CBBC Jul 2009 B	300,000,000	2008/10/09	2009/07/30	75.00
31821	BNP Paribas Arbit Issu B.V. – HSI R Bull CBBC Jul 2009 C	300,000,000	2008/10/09	2009/07/30	75.00
31822	BNP Paribas Arbit Issu B.V. – HSI R Bear CBBC Jun 2009 L	300,000,000	2008/10/09	2009/06/29	75.00
31823	BNP Paribas Arbit Issu B.V. – HSI R Bear CBBC Jul 2009 D	300,000,000	2008/10/09	2009/07/30	75.00
31850	Deutsche Bank AG – A50 China R Bull CBBC Apr 2009 I	300,000,000	2008/10/09	2009/04/29	75.00
31851	Deutsche Bank AG – HSI R Bull CBBC May 2009 S	300,000,000	2008/10/09	2009/05/27	84.00
31852	Deutsche Bank AG – HSI R Bull CBBC May 2009 T	300,000,000	2008/10/09	2009/05/27	75.00
31813	Deutsche Bank AG – HSI R Bear CBBC May 2009 Q	300,000,000	2008/10/09	2009/05/27	75.00
31814	Deutsche Bank AG – HSI R Bear CBBC May 2009 R	300,000,000	2008/10/09	2009/05/27	84.00
31843	SGA Societe Generale Acceptance N.V. – A50 R Bull CBBC Mar09F	200,000,000	2008/10/09	2009/03/30	64.00
31844	SGA Societe Generale Acceptance N.V. – A50 R Bull CBBC Mar09G	200,000,000	2008/10/09	2009/03/30	50.00
31845	SGA Societe Generale Acceptance N.V. – HSI R Bull CBBC Mar09Q	200,000,000	2008/10/09	2009/03/30	60.00
31846	SGA Societe Generale Acceptance N.V. – HSI R Bull CBBC Mar09X	200,000,000	2008/10/09	2009/03/30	52.00
31848	SGA Societe Generale Acceptance N.V. – HSI R Bear CBBC Mar09N	200,000,000	2008/10/09	2009/03/30	50.00
31847	SGA Societe Generale Acceptance N.V. – HSI R Bear CBBC Mar09Y	200,000,000	2008/10/09	2009/03/30	50.00
31841	UBS AG – China Mobile R Bear CBBC Mar 2009 E	300,000,000	2008/10/09	2009/03/09	75.00
31839	UBS AG – Cheung Kong R Bull CBBC Mar 2009 C	200,000,000	2008/10/09	2009/03/09	50.00
31842	UBS AG – China Shenhua R Bear CBBC Apr 2009 A	200,000,000	2008/10/09	2009/04/27	152.00
31824	UBS AG – HSCEI R Bull CBBC Mar 2009 K	500,000,000	2008/10/09	2009/03/30	125.00
31825	UBS AG – HSCEI R Bull CBBC Mar 2009 L	500,000,000	2008/10/09	2009/03/30	125.00
31827	UBS AG – HSCEI R Bear CBBC Mar 2009 M	500,000,000	2008/10/09	2009/03/30	125.00
31826	UBS AG – HSCEI R Bear CBBC Mar 2009 N	500,000,000	2008/10/09	2009/03/30	125.00
31830	UBS AG – HSI R Bull CBBC May 2009 F	500,000,000	2008/10/09	2009/05/27	125.00
31831	UBS AG – HSI R Bull CBBC May 2009 G	500,000,000	2008/10/09	2009/05/27	125.00
31828	UBS AG – HSI R Bull CBBC May 2009 K	500,000,000	2008/10/09	2009/05/27	125.00
31829	UBS AG – HSI R Bull CBBC May 2009 S	500,000,000	2008/10/09	2009/05/27	125.00
31832	UBS AG – HSI R Bear CBBC May 2009 H	500,000,000	2008/10/09	2009/05/27	125.00

Main Board Callable Bull/Bear Contracts

Code	Callable Bull/Bear Contracts	No. of issue (units)	Listing date	Expiry	Amount raised (HK\$ mil.)
31833	UBS AG – HSI R Bear CBBC May 2009 I	500,000,000	2008/10/09	2009/05/27	125.00
31834	UBS AG – HSI R Bear CBBC May 2009 J	500,000,000	2008/10/09	2009/05/27	125.00
31838	UBS AG – HSI R Bear CBBC May 2009 M	500,000,000	2008/10/09	2009/05/27	125.00
31835	UBS AG – HSI R Bear CBBC May 2009 P	500,000,000	2008/10/09	2009/05/27	125.00
31836	UBS AG – HSI R Bear CBBC May 2009 Q	500,000,000	2008/10/09	2009/05/27	125.00
31837	UBS AG – HSI R Bear CBBC May 2009 R	500,000,000	2008/10/09	2009/05/27	125.00
31840	UBS AG – Hutchison R Bull CBBC Jul 2009 D	200,000,000	2008/10/09	2009/07/20	50.00
31849	UBS AG – SHK Ppt R Bear CBBC Apr 2009 A	200,000,000	2008/10/09	2009/04/27	64.00
31853	ABN AMRO Bank N.V. – NQ100 R Bull CBBC Mar 2009 C	300,000,000	2008/10/10	2009/03/19	176.10
31863	Deutsche Bank AG – HSI R Bull CBBC May 2009 U	300,000,000	2008/10/10	2009/05/27	81.00
31864	Deutsche Bank AG – HSI R Bull CBBC May 2009 V	300,000,000	2008/10/10	2009/05/27	75.00
31865	Deutsche Bank AG – HSI R Bull CBBC May 2009 W	300,000,000	2008/10/10	2009/05/27	75.00
31866	Deutsche Bank AG – HSI R Bear CBBC May 2009 X	300,000,000	2008/10/10	2009/05/27	75.00
31867	Deutsche Bank AG – HSI R Bear CBBC May 2009 Y	300,000,000	2008/10/10	2009/05/27	84.00
31856	Goldman Sachs SP (Asia) – HSI R Bear CBBC Jul 2009 D	200,000,000	2008/10/10	2009/07/30	50.00
31854	SGA Societe Generale Acceptance N.V. – HSI R Bull CBBC Mar09I	200,000,000	2008/10/10	2009/03/30	50.00
31855	SGA Societe Generale Acceptance N.V. – HSI R Bull CBBC Mar09J	200,000,000	2008/10/10	2009/03/30	50.00
31859	UBS AG – China Mobile R Bull CBBC Mar 2009 F	300,000,000	2008/10/10	2009/03/09	75.00
31857	UBS AG – China Life R Bull CBBC Apr 2009 X	300,000,000	2008/10/10	2009/04/27	124.50
31858	UBS AG – China Life R Bull CBBC Apr 2009 Y	300,000,000	2008/10/10	2009/04/27	94.50
31862	UBS AG – A50 China R Bull CBBC Apr 2009 R	300,000,000	2008/10/10	2009/04/27	75.00
31860	UBS AG – Ping An R Bull CBBC Mar 2009 A	200,000,000	2008/10/10	2009/03/09	50.00
31861	UBS AG – Ping An R Bull CBBC Apr 2009 A	200,000,000	2008/10/10	2009/04/27	50.00
31876	ABN AMRO Bank N.V. – HSI R Bull CBBC May 2009 T	300,000,000	2008/10/13	2009/05/27	75.90
31879	ABN AMRO Bank N.V. – HSI R Bull CBBC May 2009 U	300,000,000	2008/10/13	2009/05/27	75.30
31872	KBC Fin Products Int'l Ltd. – HSI R Bear CBBC Feb 2009 A	400,000,000	2008/10/13	2009/02/26	100.00
31873	SGA Societe Generale Acceptance N.V. – HSI R Bull CBBC Jan09N	500,000,000	2008/10/13	2009/01/29	125.00
31874	SGA Societe Generale Acceptance N.V. – HSI R Bull CBBC Jan09O	500,000,000	2008/10/13	2009/01/29	125.00
31875	SGA Societe Generale Acceptance N.V. – HSI R Bull CBBC Jan09P	500,000,000	2008/10/13	2009/01/29	125.00
31868	SGA Societe Generale Acceptance N.V. – HSI R Bull CBBC Apr09E	400,000,000	2008/10/13	2009/04/29	100.00
31877	SGA Societe Generale Acceptance N.V. – HSI R Bear CBBC Jan09Q	500,000,000	2008/10/13	2009/01/29	125.00
31878	SGA Societe Generale Acceptance N.V. – HSI R Bear CBBC Jan09R	500,000,000	2008/10/13	2009/01/29	125.00
31869	UBS AG – HS Bank R Bear CBBC Apr 2009 A	200,000,000	2008/10/13	2009/04/20	50.00
31870	UBS AG – HS Bank R Bear CBBC Apr 2009 B	200,000,000	2008/10/13	2009/04/20	55.00
31871	UBS AG – SHK Ppt R Bear CBBC Apr 2009 B	200,000,000	2008/10/13	2009/04/27	50.00
31901	ABN AMRO Bank N.V. – DJIA R Bull CBBC Mar 2009 F	300,000,000	2008/10/14	2009/03/20	180.90
31899	ABN AMRO Bank N.V. – HSI R Bear CBBC May 2009 V	300,000,000	2008/10/14	2009/05/27	75.30
31900	ABN AMRO Bank N.V. – HSI R Bear CBBC May 2009 W	300,000,000	2008/10/14	2009/05/27	77.10
31882	BNP Paribas Arbit Issu B.V. – HSI R Bull CBBC Jun 2009 M	400,000,000	2008/10/14	2009/06/29	100.00
31883	BNP Paribas Arbit Issu B.V. – HSI R Bull CBBC Jul 2009 E	300,000,000	2008/10/14	2009/07/30	90.00
31884	BNP Paribas Arbit Issu B.V. – HSI R Bull CBBC Aug 2009 B	300,000,000	2008/10/14	2009/08/28	90.00
31891	BNP Paribas Arbit Issu B.V. – HSI R Bear CBBC Jun 2009 N	200,000,000	2008/10/14	2009/06/29	50.00
31892	BNP Paribas Arbit Issu B.V. – HSI R Bear CBBC Jul 2009 F	300,000,000	2008/10/14	2009/07/30	75.00
31893	BNP Paribas Arbit Issu B.V. – HSI R Bear CBBC Aug 2009 C	300,000,000	2008/10/14	2009/08/28	75.00
31894	Deutsche Bank AG – HSI R Bear CBBC May 2009 Z	300,000,000	2008/10/14	2009/05/27	75.00

Main Board Callable Bull/Bear Contracts

Code	Callable Bull/Bear Contracts	No. of issue (units)	Listing date	Expiry	Amount raised (HK\$ mil.)
31880	HK Bank – HSI R Bear CBBC Mar 2009 E	500,000,000	2008/10/14	2009/03/30	125.00
31881	HK Bank – HSI R Bear CBBC Mar 2009 F	500,000,000	2008/10/14	2009/03/30	125.00
31895	KBC Fin Products Int'l Ltd. – HSI R Bear CBBC Feb 2009 C	400,000,000	2008/10/14	2009/02/26	100.00
31887	UBS AG – CM Bank R Bear CBBC May 2009 A	200,000,000	2008/10/14	2009/05/18	57.00
31888	UBS AG – CM Bank R Bear CBBC May 2009 B	200,000,000	2008/10/14	2009/05/18	97.00
31902	UBS AG – CNOOC R Bear CBBC Mar 2009 D	200,000,000	2008/10/14	2009/03/09	50.00
31896	UBS AG – China Rail Cons R Bull CBBC Mar 2009 D	200,000,000	2008/10/14	2009/03/09	57.00
31897	UBS AG – China Shenhua R Bull CBBC Apr 2009 C	200,000,000	2008/10/14	2009/04/27	53.00
31886	UBS AG – China Shenhua R Bear CBBC Apr 2009 B	200,000,000	2008/10/14	2009/04/27	92.00
31885	UBS AG – HS Bank R Bull CBBC Apr 2009 C	200,000,000	2008/10/14	2009/04/20	50.00
31898	UBS AG – HS Bank R Bull CBBC Apr 2009 E	200,000,000	2008/10/14	2009/04/20	62.00
31889	UBS AG – HS Bank R Bear CBBC Apr 2009 D	200,000,000	2008/10/14	2009/04/20	50.00
31905	UBS AG – HSI R Bull CBBC Jul 2009 E	500,000,000	2008/10/14	2009/07/30	190.00
31906	UBS AG – HSI R Bull CBBC Jul 2009 F	500,000,000	2008/10/14	2009/07/30	445.00
31907	UBS AG – HSI R Bull CBBC Jul 2009 O	500,000,000	2008/10/14	2009/07/30	155.00
31908	UBS AG – HSI R Bull CBBC Jul 2009 P	500,000,000	2008/10/14	2009/07/30	285.00
31909	UBS AG – HSI R Bull CBBC Jul 2009 Q	500,000,000	2008/10/14	2009/07/30	177.50
31910	UBS AG – HSI R Bull CBBC Jul 2009 R	500,000,000	2008/10/14	2009/07/30	415.00
31911	UBS AG – HSI R Bull CBBC Jul 2009 S	500,000,000	2008/10/14	2009/07/30	142.50
31912	UBS AG – HSI R Bull CBBC Jul 2009 T	500,000,000	2008/10/14	2009/07/30	265.00
31913	UBS AG – HSI R Bull CBBC Jul 2009 U	500,000,000	2008/10/14	2009/07/30	165.00
31914	UBS AG – HSI R Bull CBBC Jul 2009 V	500,000,000	2008/10/14	2009/07/30	385.00
31915	UBS AG – HSI R Bull CBBC Jul 2009 W	500,000,000	2008/10/14	2009/07/30	132.50
31916	UBS AG – HSI R Bull CBBC Jul 2009 X	500,000,000	2008/10/14	2009/07/30	245.00
31917	UBS AG – HSI R Bull CBBC Aug 2009 A	500,000,000	2008/10/14	2009/08/28	205.00
31918	UBS AG – HSI R Bull CBBC Aug 2009 B	500,000,000	2008/10/14	2009/08/28	480.00
31919	UBS AG – HSI R Bull CBBC Aug 2009 C	500,000,000	2008/10/14	2009/08/28	165.00
31920	UBS AG – HSI R Bull CBBC Aug 2009 D	500,000,000	2008/10/14	2009/08/28	305.00
31903	UBS AG – Hutchison R Bull CBBC Apr 2009 A	200,000,000	2008/10/14	2009/04/27	50.00
31904	UBS AG – Petrochina R Bear CBBC Mar 2009 S	300,000,000	2008/10/14	2009/03/09	75.00
31890	UBS AG – Ping An R Bear CBBC Apr 2009 B	200,000,000	2008/10/14	2009/04/20	50.00
31991	ABN AMRO Bank N.V. – HSI R Bull CBBC May 2009 X	300,000,000	2008/10/15	2009/05/27	75.60
31992	ABN AMRO Bank N.V. – HSI R Bull CBBC May 2009 Y	300,000,000	2008/10/15	2009/05/27	77.40
31995	ABN AMRO Bank N.V. – HSI R Bear CBBC May 2009 F	300,000,000	2008/10/15	2009/05/27	77.10
31994	ABN AMRO Bank N.V. – HSI R Bear CBBC May 2009 G	300,000,000	2008/10/15	2009/05/27	75.90
31993	ABN AMRO Bank N.V. – HSI R Bear CBBC May 2009 Z	300,000,000	2008/10/15	2009/05/27	76.80
31983	BNP Paribas Arbit Issu B.V. – Ch Mob R Bull CBBC Oct 2009 A	200,000,000	2008/10/15	2009/10/29	50.00
31984	BNP Paribas Arbit Issu B.V. – Ch Mob R Bear CBBC Oct 2009 B	200,000,000	2008/10/15	2009/10/29	62.00
31985	BNP Paribas Arbit Issu B.V. – HSBC R Bull CBBC Nov 2009 A	200,000,000	2008/10/15	2009/11/27	50.00
31986	BNP Paribas Arbit Issu B.V. – HSBC R Bear CBBC Nov 2009 B	200,000,000	2008/10/15	2009/11/27	60.00
31989	BNP Paribas Arbit Issu B.V. – HSCEI R Bull CBBC Nov 2009 A	200,000,000	2008/10/15	2009/11/27	50.00
31990	BNP Paribas Arbit Issu B.V. – HSCEI R Bear CBBC Nov 2009 B	200,000,000	2008/10/15	2009/11/27	50.00
31987	BNP Paribas Arbit Issu B.V. – HSI R Bull CBBC Jun 2009 O	300,000,000	2008/10/15	2009/06/29	75.00
31988	BNP Paribas Arbit Issu B.V. – HSI R Bear CBBC Jun 2009 P	300,000,000	2008/10/15	2009/06/29	75.00
31958	Deutsche Bank AG – HSI R Bull CBBC May 2009 A	300,000,000	2008/10/15	2009/05/27	99.00

Main Board Callable Bull/Bear Contracts

Code	Callable Bull/Bear Contracts	No. of issue (units)	Listing date	Expiry	Amount raised (HK\$ mil.)
31959	Deutsche Bank AG – HSI R Bull CBBC May 2009 D	300,000,000	2008/10/15	2009/05/27	81.00
31960	Deutsche Bank AG – HSI R Bull CBBC May 2009 H	300,000,000	2008/10/15	2009/05/27	75.00
31961	Deutsche Bank AG – HSI R Bear CBBC May 2009 I	300,000,000	2008/10/15	2009/05/27	75.00
31962	Deutsche Bank AG – HSI R Bear CBBC May 2009 J	300,000,000	2008/10/15	2009/05/27	78.00
31996	Goldman Sachs SP (Asia) – HSI R Bull CBBC Jun 2009 D	200,000,000	2008/10/15	2009/06/29	50.00
32000	Goldman Sachs SP (Asia) – HSI R Bear CBBC Jun 2009 E	200,000,000	2008/10/15	2009/06/29	50.00
32001	Goldman Sachs SP (Asia) – HSI R Bear CBBC Jun 2009 F	200,000,000	2008/10/15	2009/06/29	50.00
31931	HK Bank – HSI R Bull CBBC Mar 2009 G	280,000,000	2008/10/15	2009/03/30	70.00
31955	KBC Fin Products Int'l Ltd. – HSI R Bear CBBC Apr 2009 B	400,000,000	2008/10/15	2009/04/29	100.00
31956	KBC Fin Products Int'l Ltd. – HSI R Bear CBBC Apr 2009 C	400,000,000	2008/10/15	2009/04/29	100.00
31957	KBC Fin Products Int'l Ltd. – HSI R Bear CBBC Apr 2009 D	400,000,000	2008/10/15	2009/04/29	100.00
31929	Macquarie Bank Ltd. – HSI R Bull CBBC Apr 2009 I	288,000,000	2008/10/15	2009/04/29	75.17
31930	Macquarie Bank Ltd. – HSI R Bull CBBC Apr 2009 J	288,000,000	2008/10/15	2009/04/29	72.29
31921	SGA Societe Generale Acceptance N.V. – HSI R Bull CBBC Jan09S	500,000,000	2008/10/15	2009/01/29	125.00
31922	SGA Societe Generale Acceptance N.V. – HSI R Bull CBBC Jan09T	500,000,000	2008/10/15	2009/01/29	125.00
31923	SGA Societe Generale Acceptance N.V. – HSI R Bull CBBC Jan09U	500,000,000	2008/10/15	2009/01/29	125.00
31932	SGA Societe Generale Acceptance N.V. – HSI R Bull CBBC Jan09Y	500,000,000	2008/10/15	2009/01/29	142.50
31924	SGA Societe Generale Acceptance N.V. – HSI R Bull CBBC Mar09K	500,000,000	2008/10/15	2009/03/30	135.00
31933	SGA Societe Generale Acceptance N.V. – HSI R Bull CBBC Mar09O	500,000,000	2008/10/15	2009/03/30	125.00
31934	SGA Societe Generale Acceptance N.V. – HSI R Bull CBBC Mar09R	500,000,000	2008/10/15	2009/03/30	125.00
31925	SGA Societe Generale Acceptance N.V. – HSI R Bear CBBC Jan09V	500,000,000	2008/10/15	2009/01/29	125.00
31926	SGA Societe Generale Acceptance N.V. – HSI R Bear CBBC Jan09W	500,000,000	2008/10/15	2009/01/29	125.00
31927	SGA Societe Generale Acceptance N.V. – HSI R Bear CBBC Jan09X	500,000,000	2008/10/15	2009/01/29	125.00
31928	SGA Societe Generale Acceptance N.V. – HSI R Bear CBBC Mar09M	500,000,000	2008/10/15	2009/03/30	125.00
31935	SGA Societe Generale Acceptance N.V. – HSI R Bear CBBC Mar09V	500,000,000	2008/10/15	2009/03/30	125.00
31954	SGA Societe Generale Acceptance N.V. – HSI R Bear CBBC Mar09W	500,000,000	2008/10/15	2009/03/30	125.00
31971	UBS AG – BOCL R Bull CBBC Apr 2009 B	200,000,000	2008/10/15	2009/04/27	248.00
31966	UBS AG – China Mobile R Bear CBBC Apr 2009 A	300,000,000	2008/10/15	2009/04/27	75.00
31970	UBS AG – CC Bank R Bull CBBC Jun 2009 A	200,000,000	2008/10/15	2009/06/22	73.00
31975	UBS AG – CC Bank R Bear CBBC Apr 2009 F	200,000,000	2008/10/15	2009/04/06	50.00
31973	UBS AG – China Life R Bear CBBC Apr 2009 A	300,000,000	2008/10/15	2009/04/27	108.00
31972	UBS AG – China Life R Bear CBBC Apr 2009 Z	300,000,000	2008/10/15	2009/04/27	78.00
31974	UBS AG – CM Bank R Bull CBBC May 2009 C	200,000,000	2008/10/15	2009/05/18	65.00
31981	UBS AG – CM Bank R Bear CBBC May 2009 D	200,000,000	2008/10/15	2009/05/18	76.00
31976	UBS AG – CNOOC R Bear CBBC Mar 2009 E	200,000,000	2008/10/15	2009/03/09	50.00
31979	UBS AG – A50 China R Bear CBBC Apr 2009 S	300,000,000	2008/10/15	2009/04/06	75.00
31980	UBS AG – A50 China R Bear CBBC Apr 2009 T	300,000,000	2008/10/15	2009/04/06	75.00
31936	UBS AG – HSCEI R Bull CBBC Apr 2009 C	500,000,000	2008/10/15	2009/04/29	125.00
31937	UBS AG – HSCEI R Bull CBBC Apr 2009 E	500,000,000	2008/10/15	2009/04/29	125.00
31938	UBS AG – HSCEI R Bull CBBC Apr 2009 L	500,000,000	2008/10/15	2009/04/29	125.00
31963	UBS AG – HSCEI R Bull CBBC Apr 2009 R	500,000,000	2008/10/15	2009/04/29	125.00
31951	UBS AG – HSCEI R Bear CBBC Apr 2009 N	500,000,000	2008/10/15	2009/04/29	125.00
31952	UBS AG – HSCEI R Bear CBBC Apr 2009 O	500,000,000	2008/10/15	2009/04/29	125.00
31953	UBS AG – HSCEI R Bear CBBC Apr 2009 P	500,000,000	2008/10/15	2009/04/29	125.00
31967	UBS AG – HSCEI R Bear CBBC Apr 2009 T	500,000,000	2008/10/15	2009/04/29	125.00

Main Board Callable Bull/Bear Contracts

Code	Callable Bull/Bear Contracts	No. of issue (units)	Listing date	Expiry	Amount raised (HK\$ mil.)
31939	UBS AG – HSI R Bull CBBC May 2009 A	500,000,000	2008/10/15	2009/05/27	125.00
31946	UBS AG – HSI R Bull CBBC May 2009 C	500,000,000	2008/10/15	2009/05/27	125.00
31964	UBS AG – HSI R Bull CBBC Jun 2009 E	500,000,000	2008/10/15	2009/06/29	125.00
31965	UBS AG – HSI R Bull CBBC Jun 2009 F	500,000,000	2008/10/15	2009/06/29	125.00
31947	UBS AG – HSI R Bull CBBC Jun 2009 L	500,000,000	2008/10/15	2009/06/29	125.00
31948	UBS AG – HSI R Bear CBBC Apr 2009 S	500,000,000	2008/10/15	2009/04/29	125.00
31949	UBS AG – HSI R Bear CBBC Apr 2009 T	500,000,000	2008/10/15	2009/04/29	125.00
31940	UBS AG – HSI R Bear CBBC May 2009 D	500,000,000	2008/10/15	2009/05/27	125.00
31941	UBS AG – HSI R Bear CBBC May 2009 L	500,000,000	2008/10/15	2009/05/27	125.00
31942	UBS AG – HSI R Bear CBBC May 2009 N	500,000,000	2008/10/15	2009/05/27	125.00
31943	UBS AG – HSI R Bear CBBC May 2009 O	500,000,000	2008/10/15	2009/05/27	125.00
31944	UBS AG – HSI R Bear CBBC May 2009 U	500,000,000	2008/10/15	2009/05/27	125.00
31945	UBS AG – HSI R Bear CBBC May 2009 Y	500,000,000	2008/10/15	2009/05/27	125.00
31968	UBS AG – HSI R Bear CBBC Jun 2009 G	500,000,000	2008/10/15	2009/06/29	125.00
31969	UBS AG – HSI R Bear CBBC Jun 2009 H	500,000,000	2008/10/15	2009/06/29	125.00
31950	UBS AG – HSI R Bear CBBC Jun 2009 M	500,000,000	2008/10/15	2009/06/29	125.00
31977	UBS AG – Petrochina R Bull CBBC Mar 2009 T	300,000,000	2008/10/15	2009/03/09	81.00
31982	UBS AG – Petrochina R Bear CBBC Mar 2009 U	300,000,000	2008/10/15	2009/03/09	75.00
31978	UBS AG – Ping An R Bear CBBC Apr 2009 C	200,000,000	2008/10/15	2009/04/20	50.00
32027	ABN AMRO Bank N.V. – HSCEI R Bear CBBC Apr 2009 M	300,000,000	2008/10/16	2009/04/29	75.00
32028	ABN AMRO Bank N.V. – HSCEI R Bear CBBC Apr 2009 N	300,000,000	2008/10/16	2009/04/29	78.60
32016	Deutsche Bank AG – HSI R Bear CBBC Jun 2009 B	300,000,000	2008/10/16	2009/06/29	75.00
32020	Deutsche Bank AG – HSI R Bear CBBC Jun 2009 C	300,000,000	2008/10/16	2009/06/29	90.00
32025	CC Rabobank B.A. – HSI R Bull CBBC Jul 2009 C	50,000,000	2008/10/16	2009/07/30	12.50
32026	CC Rabobank B.A. – HSI R Bear CBBC Jun 2009 F	50,000,000	2008/10/16	2009/06/29	12.50
31997	SGA Societe Generale Acceptance N.V – CLife R Bull CBBC Mar09A	150,000,000	2008/10/16	2009/03/20	126.00
31998	SGA Societe Generale Acceptance N.V – CLife R Bull CBBC Mar09B	150,000,000	2008/10/16	2009/03/20	82.50
31999	SGA Societe Generale Acceptance N.V – CLife R Bull CBBC May09A	150,000,000	2008/10/16	2009/05/25	37.50
32002	SGA Societe Generale Acceptance N.V – CLife R Bear CBBC Mar09C	150,000,000	2008/10/16	2009/03/20	84.00
32003	SGA Societe Generale Acceptance N.V – CLife R Bear CBBC Mar09D	150,000,000	2008/10/16	2009/03/20	133.50
32004	SGA Societe Generale Acceptance N.V – CLife R Bear CBBC May09B	150,000,000	2008/10/16	2009/05/25	37.50
32005	SGA Societe Generale Acceptance N.V. – HSI R Bull CBBC May09A	300,000,000	2008/10/16	2009/05/27	120.00
32006	SGA Societe Generale Acceptance N.V. – HSI R Bull CBBC May09B	300,000,000	2008/10/16	2009/05/27	105.00
32007	SGA Societe Generale Acceptance N.V. – HSI R Bull CBBC May09C	300,000,000	2008/10/16	2009/05/27	90.00
32008	SGA Societe Generale Acceptance N.V. – HSI R Bull CBBC May09D	300,000,000	2008/10/16	2009/05/27	75.00
32021	SGA Societe Generale Acceptance N.V. – HSI R Bull CBBC May09I	300,000,000	2008/10/16	2009/05/27	75.00
32022	SGA Societe Generale Acceptance N.V. – HSI R Bull CBBC May09J	300,000,000	2008/10/16	2009/05/27	75.00
32009	SGA Societe Generale Acceptance N.V. – HSI R Bear CBBC May09E	300,000,000	2008/10/16	2009/05/27	75.00
32010	SGA Societe Generale Acceptance N.V. – HSI R Bear CBBC May09F	300,000,000	2008/10/16	2009/05/27	75.00
32011	SGA Societe Generale Acceptance N.V. – HSI R Bear CBBC May09G	300,000,000	2008/10/16	2009/05/27	90.00
32012	SGA Societe Generale Acceptance N.V. – HSI R Bear CBBC May09H	300,000,000	2008/10/16	2009/05/27	108.00
32023	SGA Societe Generale Acceptance N.V. – HSI R Bear CBBC May09K	300,000,000	2008/10/16	2009/05/27	105.00
32024	SGA Societe Generale Acceptance N.V. – HSI R Bear CBBC May09L	300,000,000	2008/10/16	2009/05/27	126.00
32013	UBS AG – HSI R Bull CBBC Aug 2009 E	500,000,000	2008/10/16	2009/08/28	125.00
32014	UBS AG – HSI R Bull CBBC Aug 2009 F	500,000,000	2008/10/16	2009/08/28	125.00

Main Board Callable Bull/Bear Contracts

Code	Callable Bull/Bear Contracts	No. of issue (units)	Listing date	Expiry	Amount raised (HK\$ mil.)
32015	UBS AG – HSI R Bull CBBC Aug 2009 G	500,000,000	2008/10/16	2009/08/28	125.00
32017	UBS AG – HSI R Bear CBBC Aug 2009 H	500,000,000	2008/10/16	2009/08/28	125.00
32018	UBS AG – HSI R Bear CBBC Aug 2009 I	500,000,000	2008/10/16	2009/08/28	125.00
32019	UBS AG – HSI R Bear CBBC Aug 2009 J	500,000,000	2008/10/16	2009/08/28	125.00
32098	ABN AMRO Bank N.V. – DJIA R Bull CBBC Mar 2009 G	300,000,000	2008/10/17	2009/03/20	284.10
32102	ABN AMRO Bank N.V. – DJIA R Bear CBBC Mar 2009 H	300,000,000	2008/10/17	2009/03/20	243.30
32087	ABN AMRO Bank N.V. – HSI R Bear CBBC Apr 2009 N	300,000,000	2008/10/17	2009/04/29	75.30
32088	ABN AMRO Bank N.V. – HSI R Bear CBBC Apr 2009 X	300,000,000	2008/10/17	2009/04/29	76.50
32089	BNP Paribas Arbit Issu B.V. – HSI R Bull CBBC Jul 2009 G	300,000,000	2008/10/17	2009/07/30	75.00
32090	BNP Paribas Arbit Issu B.V. – HSI R Bull CBBC Jul 2009 H	300,000,000	2008/10/17	2009/07/30	75.00
32091	BNP Paribas Arbit Issu B.V. – HSI R Bull CBBC Aug 2009 D	300,000,000	2008/10/17	2009/08/28	93.00
32092	BNP Paribas Arbit Issu B.V. – HSI R Bull CBBC Aug 2009 E	300,000,000	2008/10/17	2009/08/28	75.00
32093	BNP Paribas Arbit Issu B.V. – HSI R Bull CBBC Sep 2009 A	500,000,000	2008/10/17	2009/09/29	125.00
32094	BNP Paribas Arbit Issu B.V. – HSI R Bull CBBC Sep 2009 B	300,000,000	2008/10/17	2009/09/29	90.00
32095	BNP Paribas Arbit Issu B.V. – HSI R Bear CBBC Jul 2009 I	300,000,000	2008/10/17	2009/07/30	75.00
32096	BNP Paribas Arbit Issu B.V. – HSI R Bear CBBC Aug 2009 F	300,000,000	2008/10/17	2009/08/28	75.00
32097	BNP Paribas Arbit Issu B.V. – HSI R Bear CBBC Aug 2009 G	300,000,000	2008/10/17	2009/08/28	75.00
32101	Deutsche Bank AG – HSI R Bull CBBC Jun 2009 D	300,000,000	2008/10/17	2009/06/29	105.00
32104	Deutsche Bank AG – HSI R Bull CBBC Jun 2009 E	300,000,000	2008/10/17	2009/06/29	90.00
32105	Deutsche Bank AG – HSI R Bull CBBC Jun 2009 F	300,000,000	2008/10/17	2009/06/29	75.00
32106	Deutsche Bank AG – HSI R Bear CBBC Jun 2009 G	300,000,000	2008/10/17	2009/06/29	75.00
32107	Deutsche Bank AG – HSI R Bear CBBC Jun 2009 H	300,000,000	2008/10/17	2009/06/29	84.00
32065	Goldman Sachs SP (Asia) – HSI R Bull CBBC Jun 2009 G	200,000,000	2008/10/17	2009/06/29	50.00
32066	Goldman Sachs SP (Asia) – HSI R Bull CBBC Jun 2009 H	200,000,000	2008/10/17	2009/06/29	50.00
32067	Goldman Sachs SP (Asia) – HSI R Bull CBBC Jul 2009 E	200,000,000	2008/10/17	2009/07/30	50.00
32057	HK Bank – HSI R Bull CBBC Mar 2009 H	500,000,000	2008/10/17	2009/03/30	125.00
32058	HK Bank – HSI R Bull CBBC Mar 2009 I	500,000,000	2008/10/17	2009/03/30	125.00
32061	HK Bank – HSI R Bear CBBC Mar 2009 J	500,000,000	2008/10/17	2009/03/30	125.00
32062	HK Bank – HSI R Bear CBBC Mar 2009 K	500,000,000	2008/10/17	2009/03/30	125.00
32063	HK Bank – HSI R Bear CBBC Mar 2009 L	500,000,000	2008/10/17	2009/03/30	125.00
32099	KBC Fin Products Int'l Ltd. – HSCEI R Bull CBBC May 2009 A	400,000,000	2008/10/17	2009/05/27	100.00
32103	KBC Fin Products Int'l Ltd. – HSCEI R Bear CBBC May 2009 B	400,000,000	2008/10/17	2009/05/27	100.00
32059	KBC Fin Products Int'l Ltd. – HSI R Bull CBBC Apr 2009 E	400,000,000	2008/10/17	2009/04/29	100.00
32060	KBC Fin Products Int'l Ltd. – HSI R Bull CBBC Apr 2009 F	400,000,000	2008/10/17	2009/04/29	100.00
32064	KBC Fin Products Int'l Ltd. – HSI R Bull CBBC May 2009 A	380,000,000	2008/10/17	2009/05/27	98.80
32100	KBC Fin Products Int'l Ltd. – HSI R Bear CBBC Apr 2009 G	400,000,000	2008/10/17	2009/04/29	100.00
32032	SGA Societe Generale Acceptance N.V. – CMob R Bull CBBC Jul09A	600,000,000	2008/10/17	2009/07/27	168.00
32033	SGA Societe Generale Acceptance N.V. – CMob R Bull CBBC Jul09B	600,000,000	2008/10/17	2009/07/27	150.00
32034	SGA Societe Generale Acceptance N.V. – CMob R Bull CBBC Jul09C	60,000,000	2008/10/17	2009/07/27	57.00
32035	SGA Societe Generale Acceptance N.V. – CMob R Bear CBBC Jul09D	60,000,000	2008/10/17	2009/07/27	52.20
32036	SGA Societe Generale Acceptance N.V. – CMob R Bear CBBC Jul09E	600,000,000	2008/10/17	2009/07/27	150.00
32037	SGA Societe Generale Acceptance N.V. – CMob R Bear CBBC Jul09F	600,000,000	2008/10/17	2009/07/27	174.00
32029	SGA Societe Generale Acceptance N.V. – HSI R Bull CBBC Mar09A	500,000,000	2008/10/17	2009/03/30	150.00
32030	SGA Societe Generale Acceptance N.V. – HSI R Bull CBBC Mar09H	500,000,000	2008/10/17	2009/03/30	125.00
32031	SGA Societe Generale Acceptance N.V. – HSI R Bull CBBC Mar09U	500,000,000	2008/10/17	2009/03/30	125.00

Main Board Callable Bull/Bear Contracts

Code	Callable Bull/Bear Contracts	No. of issue (units)	Listing date	Expiry	Amount raised (HK\$ mil.)
32040	UBS AG – China Mobile R Bear CBBC Apr 2009 B	300,000,000	2008/10/17	2009/04/27	75.00
32038	UBS AG – China Life R Bear CBBC Apr 2009 D	300,000,000	2008/10/17	2009/04/27	75.00
32039	UBS AG – China Life R Bear CBBC Apr 2009 E	300,000,000	2008/10/17	2009/04/27	75.00
32046	UBS AG – A50 China R Bear CBBC Apr 2009 U	300,000,000	2008/10/17	2009/04/06	75.00
32041	UBS AG – HKEx R Bear CBBC Apr 2009 C	200,000,000	2008/10/17	2009/04/06	50.00
32042	UBS AG – HSBC R Bear CBBC Apr 2009 B	300,000,000	2008/10/17	2009/04/06	75.00
32043	UBS AG – HSBC R Bear CBBC Apr 2009 C	300,000,000	2008/10/17	2009/04/06	75.00
32068	UBS AG – HSCEI R Bull CBBC Apr 2009 A	500,000,000	2008/10/17	2009/04/29	125.00
32069	UBS AG – HSCEI R Bull CBBC Apr 2009 B	500,000,000	2008/10/17	2009/04/29	125.00
32072	UBS AG – HSCEI R Bear CBBC Apr 2009 D	500,000,000	2008/10/17	2009/04/29	125.00
32073	UBS AG – HSCEI R Bear CBBC Apr 2009 M	500,000,000	2008/10/17	2009/04/29	125.00
32047	UBS AG – HSI R Bull CBBC May 2009 F	500,000,000	2008/10/17	2009/05/27	125.00
32048	UBS AG – HSI R Bull CBBC May 2009 G	500,000,000	2008/10/17	2009/05/27	125.00
32049	UBS AG – HSI R Bull CBBC May 2009 K	500,000,000	2008/10/17	2009/05/27	125.00
32074	UBS AG – HSI R Bull CBBC Jun 2009 D	500,000,000	2008/10/17	2009/06/29	125.00
32075	UBS AG – HSI R Bull CBBC Aug 2009 K	500,000,000	2008/10/17	2009/08/28	125.00
32076	UBS AG – HSI R Bull CBBC Aug 2009 L	500,000,000	2008/10/17	2009/08/28	125.00
32077	UBS AG – HSI R Bull CBBC Aug 2009 M	500,000,000	2008/10/17	2009/08/28	180.00
32078	UBS AG – HSI R Bull CBBC Aug 2009 N	500,000,000	2008/10/17	2009/08/28	415.00
32079	UBS AG – HSI R Bull CBBC Aug 2009 O	500,000,000	2008/10/17	2009/08/28	142.50
32080	UBS AG – HSI R Bull CBBC Aug 2009 P	500,000,000	2008/10/17	2009/08/28	265.00
32081	UBS AG – HSI R Bull CBBC Aug 2009 Q	500,000,000	2008/10/17	2009/08/28	165.00
32082	UBS AG – HSI R Bull CBBC Aug 2009 R	500,000,000	2008/10/17	2009/08/28	385.00
32083	UBS AG – HSI R Bull CBBC Aug 2009 S	500,000,000	2008/10/17	2009/08/28	132.50
32084	UBS AG – HSI R Bull CBBC Aug 2009 T	500,000,000	2008/10/17	2009/08/28	125.00
32085	UBS AG – HSI R Bull CBBC Aug 2009 U	500,000,000	2008/10/17	2009/08/28	245.00
32050	UBS AG – HSI R Bear CBBC May 2009 B	500,000,000	2008/10/17	2009/05/27	125.00
32056	UBS AG – HSI R Bear CBBC May 2009 S	500,000,000	2008/10/17	2009/05/27	125.00
32051	UBS AG – HSI R Bear CBBC Jun 2009 A	500,000,000	2008/10/17	2009/06/29	125.00
32052	UBS AG – HSI R Bear CBBC Jun 2009 B	500,000,000	2008/10/17	2009/06/29	125.00
32053	UBS AG – HSI R Bear CBBC Jun 2009 C	500,000,000	2008/10/17	2009/06/29	125.00
32054	UBS AG – HSI R Bear CBBC Jun 2009 I	500,000,000	2008/10/17	2009/06/29	125.00
32055	UBS AG – HSI R Bear CBBC Jun 2009 J	500,000,000	2008/10/17	2009/06/29	125.00
32086	UBS AG – HSI R Bear CBBC Jun 2009 X	500,000,000	2008/10/17	2009/06/29	125.00
32070	UBS AG – Petrochina R Bull CBBC Apr 2009 C	300,000,000	2008/10/17	2009/04/27	87.00
32071	UBS AG – Petrochina R Bull CBBC Apr 2009 D	300,000,000	2008/10/17	2009/04/27	75.00
32044	UBS AG – Petrochina R Bear CBBC Apr 2009 A	300,000,000	2008/10/17	2009/04/27	75.00
32045	UBS AG – Petrochina R Bear CBBC Apr 2009 B	300,000,000	2008/10/17	2009/04/27	75.00
32125	ABN AMRO Bank N.V. – HSI R Bull CBBC Apr 2009 A	300,000,000	2008/10/20	2009/04/29	75.30
32124	ABN AMRO Bank N.V. – HSI R Bull CBBC Apr 2009 Y	300,000,000	2008/10/20	2009/04/29	76.80
32126	Deutsche Bank AG – HSI R Bull CBBC Jun 2009 I	300,000,000	2008/10/20	2009/06/29	96.00
32127	Deutsche Bank AG – HSI R Bull CBBC Jun 2009 J	300,000,000	2008/10/20	2009/06/29	84.00
32128	Deutsche Bank AG – HSI R Bull CBBC Jun 2009 K	300,000,000	2008/10/20	2009/06/29	75.00
32122	SGA Societe Generale Acceptance N.V. – A50 R Bull CBBC Jul09A	400,000,000	2008/10/20	2009/07/27	128.00
32123	SGA Societe Generale Acceptance N.V. – A50 R Bear CBBC Jan09A	400,000,000	2008/10/20	2009/01/23	144.00

Main Board Callable Bull/Bear Contracts

Code	Callable Bull/Bear Contracts	No. of issue (units)	Listing date	Expiry	Amount raised (HK\$ mil.)
32114	SGA Societe Generale Acceptance N.V. – HSBC R Bull CBBC Jan09A	40,000,000	2008/10/20	2009/01/23	26.00
32115	SGA Societe Generale Acceptance N.V. – HSBC R Bull CBBC Jul09A	400,000,000	2008/10/20	2009/07/27	188.00
32116	SGA Societe Generale Acceptance N.V. – HSBC R Bull CBBC Jul09B	400,000,000	2008/10/20	2009/07/27	148.00
32117	SGA Societe Generale Acceptance N.V. – HSBC R Bull CBBC Jul09C	400,000,000	2008/10/20	2009/07/27	100.00
32118	SGA Societe Generale Acceptance N.V. – HSBC R Bear CBBC Jan09B	40,000,000	2008/10/20	2009/01/23	31.60
32119	SGA Societe Generale Acceptance N.V. – HSBC R Bear CBBC Jul09D	400,000,000	2008/10/20	2009/07/27	100.00
32120	SGA Societe Generale Acceptance N.V. – HSBC R Bear CBBC Jul09E	400,000,000	2008/10/20	2009/07/27	164.00
32121	SGA Societe Generale Acceptance N.V. – HSBC R Bear CBBC Jul09F	400,000,000	2008/10/20	2009/07/27	228.00
32110	SGA Societe Generale Acceptance N.V. – HSI R Bull CBBC Mar09I	500,000,000	2008/10/20	2009/03/30	125.00
32111	SGA Societe Generale Acceptance N.V. – HSI R Bull CBBC Mar09J	500,000,000	2008/10/20	2009/03/30	125.00
32112	SGA Societe Generale Acceptance N.V. – HSI R Bull CBBC Mar09Q	500,000,000	2008/10/20	2009/03/30	125.00
32108	SGA Societe Generale Acceptance N.V. – HSI R Bull CBBC Apr09F	500,000,000	2008/10/20	2009/04/29	145.00
32109	SGA Societe Generale Acceptance N.V. – HSI R Bull CBBC Apr09G	500,000,000	2008/10/20	2009/04/29	125.00
32113	SGA Societe Generale Acceptance N.V. – HSI R Bear CBBC Mar09X	500,000,000	2008/10/20	2009/03/30	125.00
32170	ABN AMRO Bank N.V. – HSI R Bull CBBC Apr 2009 Z	300,000,000	2008/10/21	2009/04/29	78.30
32167	Deutsche Bank AG – HSI R Bull CBBC Jun 2009 L	300,000,000	2008/10/21	2009/06/29	88.50
32168	Deutsche Bank AG – HSI R Bull CBBC Jun 2009 M	300,000,000	2008/10/21	2009/06/29	75.00
32169	Deutsche Bank AG – HSI R Bear CBBC Jun 2009 N	300,000,000	2008/10/21	2009/06/29	87.00
32129	SGA Societe Generale Acceptance N.V – CNOOC R Bull CBBC Jul09A	500,000,000	2008/10/21	2009/07/24	165.00
32130	SGA Societe Generale Acceptance N.V – CNOOC R Bull CBBC Jul09B	500,000,000	2008/10/21	2009/07/24	130.00
32131	SGA Societe Generale Acceptance N.V – CNOOC R Bull CBBC Jul09C	500,000,000	2008/10/21	2009/07/24	130.00
32132	SGA Societe Generale Acceptance N.V – CNOOC R Bear CBBC Jul09D	500,000,000	2008/10/21	2009/07/24	125.00
32133	SGA Societe Generale Acceptance N.V – CNOOC R Bear CBBC Jul09E	500,000,000	2008/10/21	2009/07/24	125.00
32134	SGA Societe Generale Acceptance N.V – CNOOC R Bear CBBC Jul09F	500,000,000	2008/10/21	2009/07/24	155.00
32142	SGA Societe Generale Acceptance N.V. – A50 R Bull CBBC Mar09H	300,000,000	2008/10/21	2009/03/30	87.00
32135	SGA Societe Generale Acceptance N.V. – HSI R Bull CBBC Apr09H	500,000,000	2008/10/21	2009/04/29	125.00
32136	SGA Societe Generale Acceptance N.V. – HSI R Bull CBBC Apr09I	500,000,000	2008/10/21	2009/04/29	125.00
32137	SGA Societe Generale Acceptance N.V. – HSI R Bull CBBC Apr09J	500,000,000	2008/10/21	2009/04/29	125.00
32138	SGA Societe Generale Acceptance N.V. – HSI R Bear CBBC May09M	300,000,000	2008/10/21	2009/05/27	126.00
32139	SGA Societe Generale Acceptance N.V. – HSI R Bear CBBC May09N	300,000,000	2008/10/21	2009/05/27	144.00
32140	SGA Societe Generale Acceptance N.V. – HSI R Bear CBBC May09O	300,000,000	2008/10/21	2009/05/27	165.00
32141	SGA Societe Generale Acceptance N.V. – HSI R Bear CBBC May09P	300,000,000	2008/10/21	2009/05/27	186.00
32160	UBS AG – China Mobile R Bull CBBC Apr 2009 C	300,000,000	2008/10/21	2009/04/27	75.00
32161	UBS AG – China Mobile R Bull CBBC Apr 2009 D	300,000,000	2008/10/21	2009/04/27	75.00
32162	UBS AG – China Mobile R Bull CBBC Apr 2009 E	300,000,000	2008/10/21	2009/04/27	75.00
32155	UBS AG – China Life R Bull CBBC Apr 2009 B	300,000,000	2008/10/21	2009/04/27	171.00
32156	UBS AG – China Life R Bull CBBC Apr 2009 K	300,000,000	2008/10/21	2009/04/27	139.50
32157	UBS AG – China Life R Bull CBBC Apr 2009 L	300,000,000	2008/10/21	2009/04/27	109.50
32158	UBS AG – China Life R Bull CBBC Apr 2009 M	300,000,000	2008/10/21	2009/04/27	79.50
32159	UBS AG – China Life R Bull CBBC Apr 2009 N	300,000,000	2008/10/21	2009/04/27	75.00
32166	UBS AG – A50 China R Bull CBBC Apr 2009 V	300,000,000	2008/10/21	2009/04/06	75.00
32163	UBS AG – HKEx R Bull CBBC Apr 2009 D	200,000,000	2008/10/21	2009/04/06	50.00
32164	UBS AG – HSBC R Bull CBBC Apr 2009 D	300,000,000	2008/10/21	2009/04/06	75.00
32143	UBS AG – HSCEI R Bull CBBC Apr 2009 K	500,000,000	2008/10/21	2009/04/29	125.00
32152	UBS AG – HSCEI R Bear CBBC Apr 2009 Q	500,000,000	2008/10/21	2009/04/29	125.00

Main Board Callable Bull/Bear Contracts

Code	Callable Bull/Bear Contracts	No. of issue (units)	Listing date	Expiry	Amount raised (HK\$ mil.)
32144	UBS AG – HSI R Bull CBBC May 2009 H	500,000,000	2008/10/21	2009/05/27	125.00
32145	UBS AG – HSI R Bull CBBC Jun 2009 Y	500,000,000	2008/10/21	2009/06/29	125.00
32146	UBS AG – HSI R Bull CBBC Jul 2009 Y	500,000,000	2008/10/21	2009/07/30	125.00
32147	UBS AG – HSI R Bull CBBC Jul 2009 Z	500,000,000	2008/10/21	2009/07/30	125.00
32148	UBS AG – HSI R Bull CBBC Aug 2009 V	500,000,000	2008/10/21	2009/08/28	125.00
32149	UBS AG – HSI R Bull CBBC Aug 2009 W	500,000,000	2008/10/21	2009/08/28	125.00
32150	UBS AG – HSI R Bull CBBC Aug 2009 X	500,000,000	2008/10/21	2009/08/28	125.00
32151	UBS AG – HSI R Bull CBBC Aug 2009 Y	500,000,000	2008/10/21	2009/08/28	125.00
32153	UBS AG – HSI R Bear CBBC May 2009 I	500,000,000	2008/10/21	2009/05/27	125.00
32154	UBS AG – HSI R Bear CBBC Jun 2009 Z	500,000,000	2008/10/21	2009/06/29	125.00
32165	UBS AG – Petrochina R Bull CBBC Apr 2009 E	300,000,000	2008/10/21	2009/04/27	75.00
32190	BNP Paribas Arbit Issu B.V. – HSCEI R Bull CBBC Oct 2009 A	200,000,000	2008/10/22	2009/10/29	50.00
32191	BNP Paribas Arbit Issu B.V. – HSI R Bull CBBC Sep 2009 C	300,000,000	2008/10/22	2009/09/29	75.00
32192	BNP Paribas Arbit Issu B.V. – HSI R Bear CBBC Aug 2009 H	300,000,000	2008/10/22	2009/08/28	75.00
32179	HK Bank – HSI R Bull CBBC Mar 2009 M	500,000,000	2008/10/22	2009/03/30	125.00
32180	HK Bank – HSI R Bull CBBC Mar 2009 N	500,000,000	2008/10/22	2009/03/30	125.00
32194	KBC Fin Products Int'l Ltd. – HSI R Bull CBBC Mar 2009 Y	400,000,000	2008/10/22	2009/03/30	100.00
32171	SGA Societe Generale Acceptance N.V. – HSI R Bull CBBC Apr09K	500,000,000	2008/10/22	2009/04/29	125.00
32172	SGA Societe Generale Acceptance N.V. – HSI R Bull CBBC Apr09L	500,000,000	2008/10/22	2009/04/29	125.00
32173	SGA Societe Generale Acceptance N.V. – HSI R Bull CBBC May09Q	300,000,000	2008/10/22	2009/05/27	75.00
32174	SGA Societe Generale Acceptance N.V. – HSI R Bull CBBC May09R	300,000,000	2008/10/22	2009/05/27	75.00
32175	SGA Societe Generale Acceptance N.V. – HSI R Bull CBBC May09S	300,000,000	2008/10/22	2009/05/27	75.00
32176	SGA Societe Generale Acceptance N.V. – HSI R Bear CBBC May09T	300,000,000	2008/10/22	2009/05/27	180.00
32177	SGA Societe Generale Acceptance N.V. – HSI R Bear CBBC May09U	300,000,000	2008/10/22	2009/05/27	204.00
32178	SGA Societe Generale Acceptance N.V. – HSI R Bear CBBC May09V	300,000,000	2008/10/22	2009/05/27	222.00
32181	UBS AG – HSCEI R Bull CBBC Apr 2009 E	500,000,000	2008/10/22	2009/04/29	125.00
32182	UBS AG – HSCEI R Bull CBBC Apr 2009 S	500,000,000	2008/10/22	2009/04/29	125.00
32185	UBS AG – HSCEI R Bear CBBC Apr 2009 Y	500,000,000	2008/10/22	2009/04/29	125.00
32186	UBS AG – HSCEI R Bear CBBC Apr 2009 Z	500,000,000	2008/10/22	2009/04/29	125.00
32183	UBS AG – HSI R Bull CBBC May 2009 A	500,000,000	2008/10/22	2009/05/27	125.00
32184	UBS AG – HSI R Bull CBBC May 2009 C	500,000,000	2008/10/22	2009/05/27	125.00
32189	UBS AG – HSI R Bull CBBC Jun 2009 G	500,000,000	2008/10/22	2009/06/29	125.00
32187	UBS AG – HSI R Bear CBBC May 2009 D	500,000,000	2008/10/22	2009/05/27	125.00
32188	UBS AG – HSI R Bear CBBC May 2009 G	500,000,000	2008/10/22	2009/05/27	125.00
32193	UBS AG – HSI R Bear CBBC Jun 2009 H	500,000,000	2008/10/22	2009/06/29	125.00
32204	Deutsche Bank AG – HSI R Bull CBBC Jun 2009 O	300,000,000	2008/10/23	2009/06/29	75.00
32205	Deutsche Bank AG – HSI R Bull CBBC Jun 2009 P	300,000,000	2008/10/23	2009/06/29	78.00
32208	Deutsche Bank AG – HSI R Bear CBBC Jun 2009 Q	300,000,000	2008/10/23	2009/06/29	82.50
32209	Deutsche Bank AG – HSI R Bear CBBC Jun 2009 R	300,000,000	2008/10/23	2009/06/29	75.00
32210	SGA Societe Generale Acceptance N.V. – HSI R Bull CBBC May09W	300,000,000	2008/10/23	2009/05/27	126.00
32212	SGA Societe Generale Acceptance N.V. – HSI R Bull CBBC May09X	300,000,000	2008/10/23	2009/05/27	75.00
32211	SGA Societe Generale Acceptance N.V. – HSI R Bull CBBC May09Y	300,000,000	2008/10/23	2009/05/27	108.00
32195	SGA Societe Generale Acceptance N.V. – HSI R Bear CBBC Apr09M	500,000,000	2008/10/23	2009/04/29	125.00
32213	SGA Societe Generale Acceptance N.V. – HSI R Bear CBBC Apr09N	500,000,000	2008/10/23	2009/04/29	125.00
32206	UBS AG – China Mobile R Bear CBBC Apr 2009 F	300,000,000	2008/10/23	2009/04/27	75.00

Main Board Callable Bull/Bear Contracts

Code	Callable Bull/Bear Contracts	No. of issue (units)	Listing date	Expiry	Amount raised (HK\$ mil.)
32207	UBS AG – China Mobile R Bear CBBC Apr 2009 G	300,000,000	2008/10/23	2009/04/27	75.00
32196	UBS AG – HSCEI R Bull CBBC Apr 2009 L	500,000,000	2008/10/23	2009/04/29	125.00
32197	UBS AG – HSCEI R Bull CBBC Apr 2009 N	500,000,000	2008/10/23	2009/04/29	125.00
32202	UBS AG – HSCEI R Bear CBBC Apr 2009 O	500,000,000	2008/10/23	2009/04/29	125.00
32203	UBS AG – HSCEI R Bear CBBC Apr 2009 P	500,000,000	2008/10/23	2009/04/29	125.00
32198	UBS AG – HSI R Bull CBBC Apr 2009 S	500,000,000	2008/10/23	2009/04/29	125.00
32199	UBS AG – HSI R Bull CBBC Apr 2009 T	500,000,000	2008/10/23	2009/04/29	125.00
32200	UBS AG – HSI R Bear CBBC Jun 2009 L	500,000,000	2008/10/23	2009/06/29	125.00
32201	UBS AG – HSI R Bear CBBC Jun 2009 M	500,000,000	2008/10/23	2009/06/29	125.00
32214	SGA Societe Generale Acceptance N.V. – HSI R Bull CBBC May09Z	300,000,000	2008/10/24	2009/05/27	75.00
32215	SGA Societe Generale Acceptance N.V. – HSI R Bear CBBC Apr09O	500,000,000	2008/10/24	2009/04/29	125.00
32216	SGA Societe Generale Acceptance N.V – PetCh R Bull CBBC Jul09A	500,000,000	2008/10/24	2009/07/24	165.00
32217	SGA Societe Generale Acceptance N.V – PetCh R Bull CBBC Jul09B	500,000,000	2008/10/24	2009/07/24	130.00
32218	SGA Societe Generale Acceptance N.V – PetCh R Bull CBBC Jul09C	500,000,000	2008/10/24	2009/07/24	130.00
32219	SGA Societe Generale Acceptance N.V – PetCh R Bear CBBC Jul09D	500,000,000	2008/10/24	2009/07/24	125.00
32220	SGA Societe Generale Acceptance N.V – PetCh R Bear CBBC Jul09E	500,000,000	2008/10/24	2009/07/24	125.00
32221	SGA Societe Generale Acceptance N.V – PetCh R Bear CBBC Jul09F	500,000,000	2008/10/24	2009/07/24	155.00
32222	UBS AG – HSCEI R Bull CBBC Apr 2009 C	500,000,000	2008/10/24	2009/04/29	125.00
32226	UBS AG – HSCEI R Bear CBBC Apr 2009 T	500,000,000	2008/10/24	2009/04/29	125.00
32223	UBS AG – HSI R Bull CBBC May 2009 B	500,000,000	2008/10/24	2009/05/27	125.00
32225	UBS AG – HSI R Bull CBBC May 2009 F	500,000,000	2008/10/24	2009/05/27	125.00
32224	UBS AG – HSI R Bull CBBC May 2009 L	500,000,000	2008/10/24	2009/05/27	125.00
32227	UBS AG – HSI R Bear CBBC May 2009 K	500,000,000	2008/10/24	2009/05/27	125.00
32228	UBS AG – HSI R Bear CBBC May 2009 S	500,000,000	2008/10/24	2009/05/27	125.00
32229	UBS AG – HSI R Bear CBBC Jun 2009 E	500,000,000	2008/10/24	2009/06/29	125.00
32233	BNP Paribas Arbit Issu B.V. – HSI R Bear CBBC Sep 2009 D	300,000,000	2008/10/27	2009/09/29	75.00
32234	Deutsche Bank AG – HSI R Bull CBBC Jun 2009 S	300,000,000	2008/10/27	2009/06/29	75.00
32235	Deutsche Bank AG – HSI R Bull CBBC Jun 2009 T	300,000,000	2008/10/27	2009/06/29	75.00
32238	Deutsche Bank AG – HSI R Bear CBBC Jun 2009 U	300,000,000	2008/10/27	2009/06/29	75.00
32232	SGA Societe Generale Acceptance N.V. – CMob R Bull CBBC Mar09A	500,000,000	2008/10/27	2009/03/27	125.00
32230	SGA Societe Generale Acceptance N.V – CLife R Bull CBBC Feb09A	150,000,000	2008/10/27	2009/02/20	136.50
32231	SGA Societe Generale Acceptance N.V – CLife R Bull CBBC Feb09B	150,000,000	2008/10/27	2009/02/20	106.50
32236	SGA Societe Generale Acceptance N.V. – HSI R Bull CBBC Apr09P	500,000,000	2008/10/28	2009/04/29	125.00
32237	UBS AG – A50 China R Bull CBBC May 2009 A	300,000,000	2008/10/28	2009/05/04	75.00
32239	UBS AG – HSI R Bear CBBC May 2009 H	500,000,000	2008/10/28	2009/05/27	125.00
32276	ABN AMRO Bank N.V. – HSI R Bear CBBC Apr 2009 W	300,000,000	2008/10/29	2009/04/29	77.10
32248	BNP Paribas Arbit Issu B.V. – China Life R Bull CBBC Oct 09A	200,000,000	2008/10/29	2009/10/29	50.00
32252	BNP Paribas Arbit Issu B.V. – China Life R Bear CBBC Oct 09B	200,000,000	2008/10/29	2009/10/29	50.00
32249	BNP Paribas Arbit Issu B.V. – HSBC R Bull CBBC Nov 2009 C	200,000,000	2008/10/29	2009/11/27	50.00
32260	BNP Paribas Arbit Issu B.V. – HSI R Bull CBBC Sep 2009 E	300,000,000	2008/10/29	2009/09/29	75.00
32259	BNP Paribas Arbit Issu B.V. – HSI R Bear CBBC Aug 2009 I	300,000,000	2008/10/29	2009/08/28	75.00
32263	BNP Paribas Arbit Issu B.V. – HSI R Bear CBBC Sep 2009 F	300,000,000	2008/10/29	2009/09/29	75.00
32261	Deutsche Bank AG – HSI R Bull CBBC Jun 2009 V	300,000,000	2008/10/29	2009/06/29	75.00
32262	Deutsche Bank AG – HSI R Bear CBBC Jun 2009 W	300,000,000	2008/10/29	2009/06/29	75.00
32264	Deutsche Bank AG – HSI R Bear CBBC Jun 2009 X	300,000,000	2008/10/29	2009/06/29	75.00

Main Board Callable Bull/Bear Contracts

Code	Callable Bull/Bear Contracts	No. of issue (units)	Listing date	Expiry	Amount raised (HK\$ mil.)
32268	Deutsche Bank AG – HSI R Bear CBBC Jun 2009 Y	300,000,000	2008/10/29	2009/06/29	75.00
32277	KBC Fin Products Int'l Ltd. – HSI R Bear CBBC May 2009 B	400,000,000	2008/10/29	2009/05/27	100.00
32278	KBC Fin Products Int'l Ltd. – HSI R Bear CBBC May 2009 C	400,000,000	2008/10/29	2009/05/27	100.00
32250	Macquarie Bank Ltd. – HSI R Bull CBBC Apr 2009 K	288,000,000	2008/10/29	2009/04/29	72.00
32242	SGA Societe Generale Acceptance N.V. – A50 R Bull CBBC Apr09B	300,000,000	2008/10/29	2009/04/24	108.00
32243	SGA Societe Generale Acceptance N.V. – A50 R Bull CBBC Apr09C	300,000,000	2008/10/29	2009/04/24	81.00
32244	SGA Societe Generale Acceptance N.V. – A50 R Bull CBBC Sep09A	300,000,000	2008/10/29	2009/09/30	75.00
32245	SGA Societe Generale Acceptance N.V. – A50 R Bear CBBC Apr09D	300,000,000	2008/10/29	2009/04/24	90.00
32246	SGA Societe Generale Acceptance N.V. – A50 R Bear CBBC Apr09E	300,000,000	2008/10/29	2009/04/24	129.00
32247	SGA Societe Generale Acceptance N.V. – A50 R Bear CBBC Jul09B	300,000,000	2008/10/29	2009/07/31	75.00
32240	SGA Societe Generale Acceptance N.V. – HSI R Bear CBBC Apr09Q	500,000,000	2008/10/29	2009/04/29	125.00
32241	SGA Societe Generale Acceptance N.V. – HSI R Bear CBBC May09D	300,000,000	2008/10/29	2009/05/27	75.00
32271	UBS AG – China Mobile R Bear CBBC Apr 2009 H	300,000,000	2008/10/29	2009/04/27	75.00
32269	UBS AG – China Life R Bear CBBC Apr 2009 T	300,000,000	2008/10/29	2009/04/27	79.50
32270	UBS AG – CM Bank R Bull CBBC May 2009 E	200,000,000	2008/10/29	2009/05/25	70.00
32251	UBS AG – HSCEI R Bull CBBC Apr 2009 B	500,000,000	2008/10/29	2009/04/29	125.00
32265	UBS AG – HSCEI R Bull CBBC Apr 2009 D	500,000,000	2008/10/29	2009/04/29	125.00
32272	UBS AG – HSCEI R Bear CBBC Apr 2009 M	500,000,000	2008/10/29	2009/04/29	125.00
32256	UBS AG – HSCEI R Bear CBBC Apr 2009 R	500,000,000	2008/10/29	2009/04/29	125.00
32266	UBS AG – HSI R Bull CBBC Jun 2009 A	500,000,000	2008/10/29	2009/06/29	125.00
32267	UBS AG – HSI R Bull CBBC Jun 2009 B	500,000,000	2008/10/29	2009/06/29	125.00
32254	UBS AG – HSI R Bear CBBC May 2009 A	500,000,000	2008/10/29	2009/05/27	125.00
32255	UBS AG – HSI R Bear CBBC May 2009 C	500,000,000	2008/10/29	2009/05/27	125.00
32273	UBS AG – HSI R Bear CBBC Jun 2009 C	500,000,000	2008/10/29	2009/06/29	125.00
32274	UBS AG – HSI R Bear CBBC Jun 2009 F	500,000,000	2008/10/29	2009/06/29	125.00
32275	UBS AG – HSI R Bear CBBC Jun 2009 X	500,000,000	2008/10/29	2009/06/29	125.00
32253	UBS AG – Ping An R Bull CBBC Apr 2009 D	200,000,000	2008/10/29	2009/04/20	50.00
32257	UBS AG – Ping An R Bear CBBC Apr 2009 E	200,000,000	2008/10/29	2009/04/20	50.00
32258	UBS AG – Ping An R Bear CBBC Apr 2009 F	200,000,000	2008/10/29	2009/04/20	50.00
32323	ABN AMRO Bank N.V. – HSI R Bear CBBC Apr 2009 U	300,000,000	2008/10/30	2009/04/29	75.30
32287	Deutsche Bank AG – HSI R Bull CBBC Jun 2009 A	300,000,000	2008/10/30	2009/06/29	81.00
32286	Deutsche Bank AG – HSI R Bull CBBC Jun 2009 Z	300,000,000	2008/10/30	2009/06/29	93.00
32289	Deutsche Bank AG – HSI R Bear CBBC Jun 2009 G	300,000,000	2008/10/30	2009/06/29	75.00
32290	Deutsche Bank AG – HSI R Bear CBBC Jun 2009 J	300,000,000	2008/10/30	2009/06/29	78.00
32288	HK Bank – HSI R Bull CBBC Mar 2009 Q	500,000,000	2008/10/30	2009/03/30	125.00
32284	HK Bank – HSI R Bear CBBC Mar 2009 O	500,000,000	2008/10/30	2009/03/30	125.00
32285	HK Bank – HSI R Bear CBBC Mar 2009 P	500,000,000	2008/10/30	2009/03/30	125.00
32326	SGA Societe Generale Acceptance N.V. – CMob R Bull CBBC Apr09A	600,000,000	2008/10/30	2009/04/24	168.00
32327	SGA Societe Generale Acceptance N.V. – CMob R Bull CBBC Jul09G	600,000,000	2008/10/30	2009/07/27	150.00
32328	SGA Societe Generale Acceptance N.V. – CMob R Bear CBBC Feb09A	60,000,000	2008/10/30	2009/02/20	82.80
32329	SGA Societe Generale Acceptance N.V. – CMob R Bear CBBC Feb09B	600,000,000	2008/10/30	2009/02/20	150.00
32330	SGA Societe Generale Acceptance N.V. – CMob R Bear CBBC Jul09H	600,000,000	2008/10/30	2009/07/27	150.00
32325	SGA Societe Generale Acceptance N.V. – CLife R Bear CBBC Feb09C	150,000,000	2008/10/30	2009/02/20	103.50
32331	SGA Societe Generale Acceptance N.V. – CNOOC R Bull CBBC Feb09A	600,000,000	2008/10/30	2009/02/20	186.00
32332	SGA Societe Generale Acceptance N.V. – CNOOC R Bull CBBC Apr09A	600,000,000	2008/10/30	2009/04/24	156.00

Main Board Callable Bull/Bear Contracts

Code	Callable Bull/Bear Contracts	No. of issue (units)	Listing date	Expiry	Amount raised (HK\$ mil.)
32333	SGA Societe Generale Acceptance N.V – CNOOC R Bear CBBC Jul09G	600,000,000	2008/10/30	2009/07/27	150.00
32279	SGA Societe Generale Acceptance N.V. – HSI R Bull CBBC Apr09R	500,000,000	2008/10/30	2009/04/29	140.00
32334	SGA Societe Generale Acceptance N.V. – HSI R Bull CBBC Apr09T	500,000,000	2008/10/30	2009/04/29	135.00
32335	SGA Societe Generale Acceptance N.V. – HSI R Bull CBBC May09C	300,000,000	2008/10/30	2009/05/27	138.00
32280	SGA Societe Generale Acceptance N.V. – HSI R Bull CBBC May09I	300,000,000	2008/10/30	2009/05/27	144.00
32281	SGA Societe Generale Acceptance N.V. – HSI R Bull CBBC May09J	300,000,000	2008/10/30	2009/05/27	138.00
32282	SGA Societe Generale Acceptance N.V. – HSI R Bear CBBC Apr09S	500,000,000	2008/10/30	2009/04/29	125.00
32336	SGA Societe Generale Acceptance N.V. – HSI R Bear CBBC Apr09U	500,000,000	2008/10/30	2009/04/29	125.00
32283	SGA Societe Generale Acceptance N.V. – HSI R Bear CBBC May09E	300,000,000	2008/10/30	2009/05/27	75.00
32337	SGA Societe Generale Acceptance N.V. – HSI R Bear CBBC May09Q	300,000,000	2008/10/30	2009/05/27	78.00
32293	UBS AG – China Mobile R Bear CBBC Apr 2009 I	300,000,000	2008/10/30	2009/04/27	75.00
32291	UBS AG – China Life R Bear CBBC Apr 2009 S	300,000,000	2008/10/30	2009/04/27	109.50
32292	UBS AG – CM Bank R Bull CBBC May 2009 F	200,000,000	2008/10/30	2009/05/25	92.00
32299	UBS AG – A50 China R Bear CBBC May 2009 B	300,000,000	2008/10/30	2009/05/04	75.00
32295	UBS AG – HKEX R Bull CBBC Jun 2009 I	200,000,000	2008/10/30	2009/06/22	57.00
32294	UBS AG – HS Bank R Bull CBBC Apr 2009 F	200,000,000	2008/10/30	2009/04/20	50.00
32296	UBS AG – HSBC R Bull CBBC Jun 2009 A	200,000,000	2008/10/30	2009/06/22	63.00
32300	UBS AG – HSBC R Bear CBBC Jun 2009 B	200,000,000	2008/10/30	2009/06/22	50.00
32301	UBS AG – HSCEI R Bull CBBC Apr 2009 A	500,000,000	2008/10/30	2009/04/29	125.00
32302	UBS AG – HSCEI R Bull CBBC Apr 2009 E	500,000,000	2008/10/30	2009/04/29	125.00
32303	UBS AG – HSCEI R Bull CBBC May 2009 E	500,000,000	2008/10/30	2009/05/27	245.00
32304	UBS AG – HSCEI R Bull CBBC May 2009 F	500,000,000	2008/10/30	2009/05/27	135.00
32305	UBS AG – HSCEI R Bear CBBC Apr 2009 J	500,000,000	2008/10/30	2009/04/29	125.00
32306	UBS AG – HSCEI R Bear CBBC Apr 2009 K	500,000,000	2008/10/30	2009/04/29	125.00
32307	UBS AG – HSI R Bull CBBC Jun 2009 D	500,000,000	2008/10/30	2009/06/29	127.50
32308	UBS AG – HSI R Bull CBBC Jun 2009 G	500,000,000	2008/10/30	2009/06/29	125.00
32309	UBS AG – HSI R Bull CBBC Jun 2009 P	500,000,000	2008/10/30	2009/06/29	125.00
32310	UBS AG – HSI R Bull CBBC Jun 2009 Y	500,000,000	2008/10/30	2009/06/29	125.00
32311	UBS AG – HSI R Bull CBBC Jul 2009 Y	500,000,000	2008/10/30	2009/07/30	160.00
32312	UBS AG – HSI R Bull CBBC Jul 2009 Z	500,000,000	2008/10/30	2009/07/30	235.00
32314	UBS AG – HSI R Bull CBBC Aug 2009 V	500,000,000	2008/10/30	2009/08/28	405.00
32315	UBS AG – HSI R Bull CBBC Aug 2009 W	500,000,000	2008/10/30	2009/08/28	137.50
32316	UBS AG – HSI R Bull CBBC Aug 2009 X	500,000,000	2008/10/30	2009/08/28	255.00
32317	UBS AG – HSI R Bull CBBC Aug 2009 Y	500,000,000	2008/10/30	2009/08/28	370.00
32313	UBS AG – HSI R Bull CBBC Aug 2009 Z	500,000,000	2008/10/30	2009/08/28	172.50
32318	UBS AG – HSI R Bear CBBC Apr 2009 S	500,000,000	2008/10/30	2009/04/29	125.00
32319	UBS AG – HSI R Bear CBBC Apr 2009 T	500,000,000	2008/10/30	2009/04/29	125.00
32320	UBS AG – HSI R Bear CBBC Jun 2009 T	500,000,000	2008/10/30	2009/06/29	125.00
32321	UBS AG – HSI R Bear CBBC Jun 2009 V	500,000,000	2008/10/30	2009/06/29	125.00
32322	UBS AG – HSI R Bear CBBC Jun 2009 W	500,000,000	2008/10/30	2009/06/29	125.00
32297	UBS AG – Hutchison R Bull CBBC Apr 2009 B	200,000,000	2008/10/30	2009/04/27	50.00
32298	UBS AG – Petrochina R Bear CBBC Apr 2009 F	300,000,000	2008/10/30	2009/04/27	75.00
32397	ABN AMRO Bank N.V. – HSCEI R Bull CBBC Apr 2009 O	300,000,000	2008/10/31	2009/04/29	75.00
32400	ABN AMRO Bank N.V. – HSCEI R Bear CBBC Apr 2009 P	300,000,000	2008/10/31	2009/04/29	80.10
32401	ABN AMRO Bank N.V. – HSCEI R Bear CBBC Apr 2009 Q	300,000,000	2008/10/31	2009/04/29	77.40

Main Board Callable Bull/Bear Contracts

Code	Callable Bull/Bear Contracts	No. of issue (units)	Listing date	Expiry	Amount raised (HK\$ mil.)
32393	ABN AMRO Bank N.V. – HSI R Bull CBBC Apr 2009 R	300,000,000	2008/10/31	2009/04/29	77.70
32392	ABN AMRO Bank N.V. – HSI R Bull CBBC Apr 2009 V	300,000,000	2008/10/31	2009/04/29	82.80
32398	ABN AMRO Bank N.V. – HSI R Bear CBBC Apr 2009 S	300,000,000	2008/10/31	2009/04/29	75.00
32399	ABN AMRO Bank N.V. – HSI R Bear CBBC Apr 2009 T	300,000,000	2008/10/31	2009/04/29	81.00
32342	BNP Paribas Arbit Issu B.V. – HSI R Bull CBBC Aug 2009 J	300,000,000	2008/10/31	2009/08/28	75.00
32343	BNP Paribas Arbit Issu B.V. – HSI R Bull CBBC Aug 2009 K	300,000,000	2008/10/31	2009/08/28	75.00
32344	BNP Paribas Arbit Issu B.V. – HSI R Bear CBBC Sep 2009 G	300,000,000	2008/10/31	2009/09/29	75.00
32345	BNP Paribas Arbit Issu B.V. – HSI R Bear CBBC Sep 2009 H	300,000,000	2008/10/31	2009/09/29	75.00
32390	Deutsche Bank AG – HSI R Bull CBBC Jul 2009 A	300,000,000	2008/10/31	2009/07/30	87.00
32391	Deutsche Bank AG – HSI R Bull CBBC Jul 2009 B	300,000,000	2008/10/31	2009/07/30	75.00
32394	Deutsche Bank AG – HSI R Bear CBBC Jul 2009 C	300,000,000	2008/10/31	2009/07/30	75.00
32395	Deutsche Bank AG – HSI R Bear CBBC Jul 2009 D	300,000,000	2008/10/31	2009/07/30	84.00
32396	Deutsche Bank AG – HSI R Bear CBBC Jul 2009 E	300,000,000	2008/10/31	2009/07/30	93.00
32346	KBC Fin Products Int'l Ltd. – HSCEI R Bull CBBC May 2009 C	400,000,000	2008/10/31	2009/05/27	100.00
32350	KBC Fin Products Int'l Ltd. – HSCEI R Bear CBBC May 2009 D	400,000,000	2008/10/31	2009/05/27	100.00
32349	KBC Fin Products Int'l Ltd. – HSI R Bull CBBC Apr 2009 H	400,000,000	2008/10/31	2009/04/29	100.00
32347	KBC Fin Products Int'l Ltd. – HSI R Bull CBBC May 2009 D	400,000,000	2008/10/31	2009/05/27	100.00
32348	KBC Fin Products Int'l Ltd. – HSI R Bull CBBC May 2009 E	400,000,000	2008/10/31	2009/05/27	100.00
32351	KBC Fin Products Int'l Ltd. – HSI R Bear CBBC May 2009 F	400,000,000	2008/10/31	2009/05/27	100.00
32352	KBC Fin Products Int'l Ltd. – HSI R Bear CBBC May 2009 G	400,000,000	2008/10/31	2009/05/27	100.00
32324	SGA Societe Generale Acceptance N.V. – HSI R Bull CBBC Feb09M	500,000,000	2008/10/31	2009/02/26	125.00
32338	SGA Societe Generale Acceptance N.V. – HSI R Bull CBBC Feb09N	500,000,000	2008/10/31	2009/02/26	125.00
32339	SGA Societe Generale Acceptance N.V. – HSI R Bull CBBC Feb09O	500,000,000	2008/10/31	2009/02/26	125.00
32340	SGA Societe Generale Acceptance N.V. – HSI R Bull CBBC Feb09P	500,000,000	2008/10/31	2009/02/26	125.00
32341	SGA Societe Generale Acceptance N.V. – HSI R Bull CBBC Feb09Q	500,000,000	2008/10/31	2009/02/26	125.00
32353	SGA Societe Generale Acceptance N.V. – HSI R Bull CBBC Apr09V	500,000,000	2008/10/31	2009/04/29	140.00
32357	SGA Societe Generale Acceptance N.V. – HSI R Bear CBBC Apr09W	500,000,000	2008/10/31	2009/04/29	125.00
32358	SGA Societe Generale Acceptance N.V. – HSI R Bear CBBC May09R	300,000,000	2008/10/31	2009/05/27	75.00
32371	UBS AG – BOCL R Bull CBBC Apr 2009 C	200,000,000	2008/10/31	2009/04/27	228.00
32374	UBS AG – China Mobile R Bull CBBC Apr 2009 J	300,000,000	2008/10/31	2009/04/27	76.50
32375	UBS AG – China Mobile R Bull CBBC Apr 2009 K	300,000,000	2008/10/31	2009/04/27	75.00
32372	UBS AG – China Life R Bull CBBC Apr 2009 O	300,000,000	2008/10/31	2009/04/27	207.00
32389	UBS AG – China Life R Bear CBBC Apr 2009 R	300,000,000	2008/10/31	2009/04/27	75.00
32383	UBS AG – China Life R Bear CBBC Apr 2009 U	300,000,000	2008/10/31	2009/04/27	94.50
32373	UBS AG – CM Bank R Bull CBBC May 2009 G	200,000,000	2008/10/31	2009/05/25	110.00
32376	UBS AG – CNOOC R Bull CBBC Apr 2009 C	200,000,000	2008/10/31	2009/04/27	50.00
32384	UBS AG – CNOOC R Bear CBBC Apr 2009 D	200,000,000	2008/10/31	2009/04/27	56.00
32377	UBS AG – A50 China R Bull CBBC Apr 2009 W	300,000,000	2008/10/31	2009/04/27	94.50
32385	UBS AG – A50 China R Bear CBBC Apr 2009 X	300,000,000	2008/10/31	2009/04/27	75.00
32379	UBS AG – HKEx R Bull CBBC Jun 2009 J	200,000,000	2008/10/31	2009/06/22	70.00
32387	UBS AG – HKEx R Bear CBBC Jun 2009 K	200,000,000	2008/10/31	2009/06/22	50.00
32378	UBS AG – HSBC R Bull CBBC Jun 2009 C	300,000,000	2008/10/31	2009/06/22	88.50
32386	UBS AG – HSBC R Bear CBBC Jun 2009 D	300,000,000	2008/10/31	2009/06/22	75.00
32354	UBS AG – HSCEI R Bull CBBC Apr 2009 S	500,000,000	2008/10/31	2009/04/29	125.00
32355	UBS AG – HSCEI R Bear CBBC Apr 2009 H	500,000,000	2008/10/31	2009/04/29	125.00

Main Board Callable Bull/Bear Contracts

Code	Callable Bull/Bear Contracts	No. of issue (units)	Listing date	Expiry	Amount raised (HK\$ mil.)
32356	UBS AG – HSI R Bull CBBC May 2009 B	500,000,000	2008/10/31	2009/05/27	125.00
32359	UBS AG – HSI R Bull CBBC Jul 2009 A	500,000,000	2008/10/31	2009/07/30	125.00
32360	UBS AG – HSI R Bull CBBC Jul 2009 B	500,000,000	2008/10/31	2009/07/30	125.00
32361	UBS AG – HSI R Bull CBBC Sep 2009 A	500,000,000	2008/10/31	2009/09/29	125.00
32362	UBS AG – HSI R Bear CBBC May 2009 F	500,000,000	2008/10/31	2009/05/27	125.00
32363	UBS AG – HSI R Bear CBBC May 2009 L	500,000,000	2008/10/31	2009/05/27	125.00
32364	UBS AG – HSI R Bear CBBC Jun 2009 Q	500,000,000	2008/10/31	2009/06/29	125.00
32365	UBS AG – HSI R Bear CBBC Jul 2009 C	500,000,000	2008/10/31	2009/07/30	125.00
32366	UBS AG – HSI R Bear CBBC Jul 2009 D	500,000,000	2008/10/31	2009/07/30	125.00
32367	UBS AG – HSI R Bear CBBC Jul 2009 M	500,000,000	2008/10/31	2009/07/30	125.00
32368	UBS AG – HSI R Bear CBBC Jul 2009 N	500,000,000	2008/10/31	2009/07/30	125.00
32369	UBS AG – HSI R Bear CBBC Sep 2009 B	500,000,000	2008/10/31	2009/09/29	125.00
32370	UBS AG – HSI R Bear CBBC Sep 2009 C	500,000,000	2008/10/31	2009/09/29	125.00
32380	UBS AG – ICBC R Bull CBBC Apr 2009 F	200,000,000	2008/10/31	2009/04/27	50.00
32381	UBS AG – Petrochina R Bull CBBC Apr 2009 G	300,000,000	2008/10/31	2009/04/27	85.50
32388	UBS AG – Petrochina R Bear CBBC Apr 2009 H	300,000,000	2008/10/31	2009/04/27	75.00
32382	UBS AG – Ping An R Bull CBBC Apr 2009 G	200,000,000	2008/10/31	2009/04/20	386.00
60076	ABN AMRO Bank N.V. – HSI R Bull CBBC May 2009 H	300,000,000	2008/11/03	2009/05/27	93.00
60078	ABN AMRO Bank N.V. – HSI R Bull CBBC May 2009 J	300,000,000	2008/11/03	2009/05/27	78.30
60079	ABN AMRO Bank N.V. – HSI R Bull CBBC May 2009 K	300,000,000	2008/11/03	2009/05/27	94.20
60077	ABN AMRO Bank N.V. – HSI R Bull CBBC May 2009 L	300,000,000	2008/11/03	2009/05/27	114.30
60080	ABN AMRO Bank N.V. – HSI R Bull CBBC May 2009 N	300,000,000	2008/11/03	2009/05/27	75.00
60081	ABN AMRO Bank N.V. – HSI R Bull CBBC May 2009 T	300,000,000	2008/11/03	2009/05/27	75.00
60083	ABN AMRO Bank N.V. – HSI R Bear CBBC May 2009 G	300,000,000	2008/11/03	2009/05/27	75.00
60082	ABN AMRO Bank N.V. – HSI R Bear CBBC May 2009 U	300,000,000	2008/11/03	2009/05/27	75.00
60085	ABN AMRO Bank N.V. – HSI R Bear CBBC May 2009 Y	300,000,000	2008/11/03	2009/05/27	75.00
60084	ABN AMRO Bank N.V. – HSI R Bear CBBC May 2009 Z	300,000,000	2008/11/03	2009/05/27	75.00
60056	BNP Paribas Arbit Issu B.V. – HSI R Bull CBBC Jul 2009 J	300,000,000	2008/11/03	2009/07/30	75.00
60054	BNP Paribas Arbit Issu B.V. – HSI R Bull CBBC Aug 2009 L	300,000,000	2008/11/03	2009/08/28	75.00
60055	BNP Paribas Arbit Issu B.V. – HSI R Bull CBBC Aug 2009 M	300,000,000	2008/11/03	2009/08/28	75.00
60068	BNP Paribas Arbit Issu B.V. – HSI R Bull CBBC Aug 2009 Q	300,000,000	2008/11/03	2009/08/28	75.00
60051	BNP Paribas Arbit Issu B.V. – HSI R Bull CBBC Sep 2009 I	300,000,000	2008/11/03	2009/09/29	75.00
60052	BNP Paribas Arbit Issu B.V. – HSI R Bull CBBC Sep 2009 J	300,000,000	2008/11/03	2009/09/29	75.00
60053	BNP Paribas Arbit Issu B.V. – HSI R Bull CBBC Sep 2009 K	300,000,000	2008/11/03	2009/09/29	75.00
60057	BNP Paribas Arbit Issu B.V. – HSI R Bear CBBC Aug 2009 N	300,000,000	2008/11/03	2009/08/28	75.00
60058	BNP Paribas Arbit Issu B.V. – HSI R Bear CBBC Aug 2009 O	300,000,000	2008/11/03	2009/08/28	75.00
60059	BNP Paribas Arbit Issu B.V. – HSI R Bear CBBC Aug 2009 P	300,000,000	2008/11/03	2009/08/28	75.00
60069	BNP Paribas Arbit Issu B.V. – HSI R Bear CBBC Aug 2009 R	300,000,000	2008/11/03	2009/08/28	75.00
60070	BNP Paribas Arbit Issu B.V. – HSI R Bear CBBC Aug 2009 S	300,000,000	2008/11/03	2009/08/28	75.00
60046	Deutsche Bank AG – HSI R Bull CBBC Jul 2009 F	300,000,000	2008/11/03	2009/07/30	99.00
60047	Deutsche Bank AG – HSI R Bull CBBC Jul 2009 G	300,000,000	2008/11/03	2009/07/30	87.00
60048	Deutsche Bank AG – HSI R Bull CBBC Jul 2009 H	300,000,000	2008/11/03	2009/07/30	75.00
60071	Deutsche Bank AG – HSI R Bull CBBC Jul 2009 K	300,000,000	2008/11/03	2009/07/30	99.00
60072	Deutsche Bank AG – HSI R Bull CBBC Jul 2009 L	300,000,000	2008/11/03	2009/07/30	84.00
60073	Deutsche Bank AG – HSI R Bull CBBC Jul 2009 M	300,000,000	2008/11/03	2009/07/30	75.00

Main Board Callable Bull/Bear Contracts

Code	Callable Bull/Bear Contracts	No. of issue (units)	Listing date	Expiry	Amount raised (HK\$ mil.)
60049	Deutsche Bank AG – HSI R Bear CBBC Jul 2009 I	300,000,000	2008/11/03	2009/07/30	75.00
60050	Deutsche Bank AG – HSI R Bear CBBC Jul 2009 J	300,000,000	2008/11/03	2009/07/30	81.00
60074	Deutsche Bank AG – HSI R Bear CBBC Jul 2009 N	300,000,000	2008/11/03	2009/07/30	78.00
60075	Deutsche Bank AG – HSI R Bear CBBC Jul 2009 O	300,000,000	2008/11/03	2009/07/30	75.00
60021	HK Bank – HSI R Bull CBBC Mar 2009 R	500,000,000	2008/11/03	2009/03/30	125.00
60023	HK Bank – HSI R Bull CBBC Mar 2009 S	500,000,000	2008/11/03	2009/03/30	125.00
60025	HK Bank – HSI R Bear CBBC Mar 2009 T	500,000,000	2008/11/03	2009/03/30	125.00
60112	KBC Fin Products Int'l Ltd. – HSCEI R Bull CBBC May 2009 E	400,000,000	2008/11/03	2009/05/27	100.00
60113	KBC Fin Products Int'l Ltd. – HSCEI R Bull CBBC May 2009 F	400,000,000	2008/11/03	2009/05/27	100.00
60116	KBC Fin Products Int'l Ltd. – HSCEI R Bear CBBC Apr 2009 C	400,000,000	2008/11/03	2009/04/29	100.00
60109	KBC Fin Products Int'l Ltd. – HSI R Bull CBBC Apr 2009 I	400,000,000	2008/11/03	2009/04/29	100.00
60110	KBC Fin Products Int'l Ltd. – HSI R Bull CBBC May 2009 H	288,000,000	2008/11/03	2009/05/27	97.92
60111	KBC Fin Products Int'l Ltd. – HSI R Bull CBBC May 2009 I	328,000,000	2008/11/03	2009/05/27	98.40
60114	KBC Fin Products Int'l Ltd. – HSI R Bear CBBC Apr 2009 J	400,000,000	2008/11/03	2009/04/29	100.00
60115	KBC Fin Products Int'l Ltd. – HSI R Bear CBBC May 2009 J	400,000,000	2008/11/03	2009/05/27	100.00
60002	SGA Societe Generale Acceptance N.V. – CMob R Bear CBBC Feb09C	60,000,000	2008/11/03	2009/02/20	74.40
60001	SGA Societe Generale Acceptance N.V. – CLife R Bear CBBC Feb09D	150,000,000	2008/11/03	2009/02/20	88.50
60016	SGA Societe Generale Acceptance N.V. – A50 R Bull CBBC May09A	500,000,000	2008/11/03	2009/05/27	200.00
60017	SGA Societe Generale Acceptance N.V. – A50 R Bull CBBC May09B	500,000,000	2008/11/03	2009/05/27	130.00
60018	SGA Societe Generale Acceptance N.V. – A50 R Bear CBBC Apr09F	500,000,000	2008/11/03	2009/04/24	140.00
60012	SGA Societe Generale Acceptance N.V. – HSBC R Bull CBBC May09A	450,000,000	2008/11/03	2009/05/27	171.00
60013	SGA Societe Generale Acceptance N.V. – HSBC R Bull CBBC May09B	450,000,000	2008/11/03	2009/05/27	139.50
60014	SGA Societe Generale Acceptance N.V. – HSBC R Bear CBBC Feb09A	450,000,000	2008/11/03	2009/02/20	126.00
60015	SGA Societe Generale Acceptance N.V. – HSBC R Bear CBBC Jul09G	450,000,000	2008/11/03	2009/07/27	112.50
60003	SGA Societe Generale Acceptance N.V. – HSI R Bull CBBC Feb09R	500,000,000	2008/11/03	2009/02/26	125.00
60004	SGA Societe Generale Acceptance N.V. – HSI R Bull CBBC Feb09S	500,000,000	2008/11/03	2009/02/26	125.00
60060	SGA Societe Generale Acceptance N.V. – HSI R Bull CBBC Feb09X	500,000,000	2008/11/03	2009/02/26	175.00
60061	SGA Societe Generale Acceptance N.V. – HSI R Bull CBBC Feb09Y	500,000,000	2008/11/03	2009/02/26	150.00
60005	SGA Societe Generale Acceptance N.V. – HSI R Bull CBBC Apr09X	500,000,000	2008/11/03	2009/04/29	140.00
60062	SGA Societe Generale Acceptance N.V. – HSI R Bull CBBC Apr09Z	500,000,000	2008/11/03	2009/04/29	140.00
60063	SGA Societe Generale Acceptance N.V. – HSI R Bull CBBC May09A	300,000,000	2008/11/03	2009/05/27	144.00
60064	SGA Societe Generale Acceptance N.V. – HSI R Bull CBBC May09B	300,000,000	2008/11/03	2009/05/27	126.00
60006	SGA Societe Generale Acceptance N.V. – HSI R Bull CBBC May09S	300,000,000	2008/11/03	2009/05/27	126.00
60007	SGA Societe Generale Acceptance N.V. – HSI R Bear CBBC Feb09T	500,000,000	2008/11/03	2009/02/26	125.00
60008	SGA Societe Generale Acceptance N.V. – HSI R Bear CBBC Feb09U	500,000,000	2008/11/03	2009/02/26	125.00
60009	SGA Societe Generale Acceptance N.V. – HSI R Bear CBBC Feb09V	500,000,000	2008/11/03	2009/02/26	125.00
60010	SGA Societe Generale Acceptance N.V. – HSI R Bear CBBC Feb09W	500,000,000	2008/11/03	2009/02/26	125.00
60065	SGA Societe Generale Acceptance N.V. – HSI R Bear CBBC Apr09A	500,000,000	2008/11/03	2009/04/29	125.00
60011	SGA Societe Generale Acceptance N.V. – HSI R Bear CBBC Apr09Y	500,000,000	2008/11/03	2009/04/29	125.00
60066	SGA Societe Generale Acceptance N.V. – HSI R Bear CBBC May09X	300,000,000	2008/11/03	2009/05/27	78.00
60067	SGA Societe Generale Acceptance N.V. – HSI R Bear CBBC May09Y	300,000,000	2008/11/03	2009/05/27	99.00
60019	SGA Societe Generale Acceptance N.V. – PetCh R Bull CBBC Feb09A	500,000,000	2008/11/03	2009/02/20	140.00
60020	SGA Societe Generale Acceptance N.V. – PetCh R Bull CBBC Jul09G	500,000,000	2008/11/03	2009/07/27	130.00
60038	UBS AG – BOCL R Bear CBBC May 2009 A	200,000,000	2008/11/03	2009/05/04	276.00
60089	UBS AG – China Mobile R Bull CBBC May 2009 A	300,000,000	2008/11/03	2009/05/04	79.50

Main Board Callable Bull/Bear Contracts

Code	Callable Bull/Bear Contracts	No. of issue (units)	Listing date	Expiry	Amount raised (HK\$ mil.)
60102	UBS AG – China Mobile R Bear CBBC May 2009 B	300,000,000	2008/11/03	2009/05/04	75.00
60039	UBS AG – CC Bank R Bear CBBC May 2009 A	200,000,000	2008/11/03	2009/05/25	50.00
60086	UBS AG – Cheung Kong R Bull CBBC May 2009 A	200,000,000	2008/11/03	2009/05/04	50.00
60087	UBS AG – China Life R Bull CBBC Apr 2009 P	300,000,000	2008/11/03	2009/04/27	207.00
60088	UBS AG – China Life R Bull CBBC Apr 2009 Q	300,000,000	2008/11/03	2009/04/27	177.00
60100	UBS AG – China Life R Bear CBBC Apr 2009 X	300,000,000	2008/11/03	2009/04/27	75.00
60101	UBS AG – China Life R Bear CBBC Apr 2009 Y	300,000,000	2008/11/03	2009/04/27	94.50
60040	UBS AG – CM Bank R Bear CBBC Apr 2009 A	200,000,000	2008/11/03	2009/04/27	71.00
60041	UBS AG – CNOOC R Bear CBBC May 2009 A	200,000,000	2008/11/03	2009/05/04	50.00
60090	UBS AG – China Shenhua R Bull CBBC May 2009 A	200,000,000	2008/11/03	2009/05/04	79.00
60098	UBS AG – A50 China R Bull CBBC May 2009 C	300,000,000	2008/11/03	2009/05/04	108.00
60099	UBS AG – A50 China R Bull CBBC May 2009 D	300,000,000	2008/11/03	2009/05/04	93.00
60107	UBS AG – A50 China R Bear CBBC May 2009 E	300,000,000	2008/11/03	2009/05/04	75.00
60108	UBS AG – A50 China R Bear CBBC May 2009 F	300,000,000	2008/11/03	2009/05/04	75.00
60092	UBS AG – HKEx R Bull CBBC Jun 2009 L	200,000,000	2008/11/03	2009/06/22	74.00
60103	UBS AG – HKEx R Bear CBBC May 2009 A	200,000,000	2008/11/03	2009/05/11	50.00
60091	UBS AG – HS Bank R Bull CBBC Apr 2009 H	200,000,000	2008/11/03	2009/04/20	57.00
60042	UBS AG – HS Bank R Bear CBBC Apr 2009 G	200,000,000	2008/11/03	2009/04/20	50.00
60093	UBS AG – HSBC R Bull CBBC May 2009 A	300,000,000	2008/11/03	2009/05/04	138.00
60094	UBS AG – HSBC R Bull CBBC May 2009 B	300,000,000	2008/11/03	2009/05/04	108.00
60104	UBS AG – HSBC R Bear CBBC May 2009 C	300,000,000	2008/11/03	2009/05/04	75.00
60022	UBS AG – HSCEI R Bull CBBC May 2009 G	500,000,000	2008/11/03	2009/05/27	125.00
60024	UBS AG – HSCEI R Bull CBBC May 2009 H	500,000,000	2008/11/03	2009/05/27	125.00
60117	UBS AG – HSCEI R Bull CBBC May 2009 K	500,000,000	2008/11/03	2009/05/27	125.00
60118	UBS AG – HSCEI R Bull CBBC May 2009 L	500,000,000	2008/11/03	2009/05/27	125.00
60119	UBS AG – HSCEI R Bull CBBC May 2009 M	500,000,000	2008/11/03	2009/05/27	125.00
60026	UBS AG – HSCEI R Bear CBBC May 2009 I	500,000,000	2008/11/03	2009/05/27	125.00
60027	UBS AG – HSCEI R Bear CBBC May 2009 J	500,000,000	2008/11/03	2009/05/27	125.00
60134	UBS AG – HSCEI R Bear CBBC May 2009 N	500,000,000	2008/11/03	2009/05/27	125.00
60135	UBS AG – HSCEI R Bear CBBC May 2009 O	500,000,000	2008/11/03	2009/05/27	125.00
60136	UBS AG – HSCEI R Bear CBBC May 2009 P	500,000,000	2008/11/03	2009/05/27	125.00
60028	UBS AG – HSI R Bull CBBC Jul 2009 H	500,000,000	2008/11/03	2009/07/30	125.00
60029	UBS AG – HSI R Bull CBBC Jul 2009 I	500,000,000	2008/11/03	2009/07/30	125.00
60030	UBS AG – HSI R Bull CBBC Jul 2009 J	500,000,000	2008/11/03	2009/07/30	125.00
60128	UBS AG – HSI R Bull CBBC Jul 2009 O	500,000,000	2008/11/03	2009/07/30	125.00
60129	UBS AG – HSI R Bull CBBC Jul 2009 P	500,000,000	2008/11/03	2009/07/30	125.00
60130	UBS AG – HSI R Bull CBBC Jul 2009 Q	500,000,000	2008/11/03	2009/07/30	125.00
60131	UBS AG – HSI R Bull CBBC Jul 2009 R	500,000,000	2008/11/03	2009/07/30	125.00
60132	UBS AG – HSI R Bull CBBC Jul 2009 S	500,000,000	2008/11/03	2009/07/30	125.00
60120	UBS AG – HSI R Bull CBBC Sep 2009 D	500,000,000	2008/11/03	2009/09/29	157.50
60121	UBS AG – HSI R Bull CBBC Sep 2009 E	500,000,000	2008/11/03	2009/09/29	147.50
60122	UBS AG – HSI R Bull CBBC Sep 2009 F	500,000,000	2008/11/03	2009/09/29	137.50
60123	UBS AG – HSI R Bull CBBC Sep 2009 G	500,000,000	2008/11/03	2009/09/29	125.00
60124	UBS AG – HSI R Bull CBBC Sep 2009 H	500,000,000	2008/11/03	2009/09/29	125.00
60125	UBS AG – HSI R Bull CBBC Sep 2009 I	500,000,000	2008/11/03	2009/09/29	125.00

Main Board Callable Bull/Bear Contracts

Code	Callable Bull/Bear Contracts	No. of issue (units)	Listing date	Expiry	Amount raised (HK\$ mil.)
60126	UBS AG – HSI R Bull CBBC Sep 2009 J	500,000,000	2008/11/03	2009/09/29	125.00
60127	UBS AG – HSI R Bull CBBC Sep 2009 K	500,000,000	2008/11/03	2009/09/29	125.00
60133	UBS AG – HSI R Bull CBBC Sep 2009 L	500,000,000	2008/11/03	2009/09/29	125.00
60031	UBS AG – HSI R Bear CBBC Jun 2009 R	500,000,000	2008/11/03	2009/06/29	125.00
60032	UBS AG – HSI R Bear CBBC Jun 2009 S	500,000,000	2008/11/03	2009/06/29	125.00
60033	UBS AG – HSI R Bear CBBC Jun 2009 U	500,000,000	2008/11/03	2009/06/29	125.00
60036	UBS AG – HSI R Bear CBBC Jul 2009 G	500,000,000	2008/11/03	2009/07/30	125.00
60034	UBS AG – HSI R Bear CBBC Jul 2009 K	500,000,000	2008/11/03	2009/07/30	125.00
60035	UBS AG – HSI R Bear CBBC Jul 2009 L	500,000,000	2008/11/03	2009/07/30	125.00
60137	UBS AG – HSI R Bear CBBC Jul 2009 T	500,000,000	2008/11/03	2009/07/30	125.00
60138	UBS AG – HSI R Bear CBBC Jul 2009 U	500,000,000	2008/11/03	2009/07/30	125.00
60139	UBS AG – HSI R Bear CBBC Jul 2009 V	500,000,000	2008/11/03	2009/07/30	125.00
60140	UBS AG – HSI R Bear CBBC Jul 2009 W	500,000,000	2008/11/03	2009/07/30	125.00
60141	UBS AG – HSI R Bear CBBC Jul 2009 X	500,000,000	2008/11/03	2009/07/30	125.00
60037	UBS AG – HSI R Bear CBBC Aug 2009 G	500,000,000	2008/11/03	2009/08/28	125.00
60142	UBS AG – HSI R Bear CBBC Sep 2009 M	500,000,000	2008/11/03	2009/09/29	125.00
60143	UBS AG – HSI R Bear CBBC Sep 2009 N	500,000,000	2008/11/03	2009/09/29	125.00
60144	UBS AG – HSI R Bear CBBC Sep 2009 O	500,000,000	2008/11/03	2009/09/29	125.00
60145	UBS AG – HSI R Bear CBBC Sep 2009 P	500,000,000	2008/11/03	2009/09/29	125.00
60146	UBS AG – HSI R Bear CBBC Sep 2009 Q	500,000,000	2008/11/03	2009/09/29	125.00
60147	UBS AG – HSI R Bear CBBC Sep 2009 R	500,000,000	2008/11/03	2009/09/29	125.00
60043	UBS AG – Hutchison R Bear CBBC May 2009 A	200,000,000	2008/11/03	2009/05/04	50.00
60044	UBS AG – ICBR R Bear CBBC May 2009 A	200,000,000	2008/11/03	2009/05/04	50.00
60095	UBS AG – Petrochina R Bull CBBC May 2009 A	300,000,000	2008/11/03	2009/05/04	99.00
60096	UBS AG – Petrochina R Bull CBBC May 2009 B	300,000,000	2008/11/03	2009/05/04	84.00
60105	UBS AG – Petrochina R Bear CBBC May 2009 C	300,000,000	2008/11/03	2009/05/04	75.00
60106	UBS AG – Petrochina R Bear CBBC May 2009 D	300,000,000	2008/11/03	2009/05/04	75.00
60045	UBS AG – Ping An R Bear CBBC May 2009 A	200,000,000	2008/11/03	2009/05/04	50.00
60097	UBS AG – SHK Ppt R Bull CBBC May 2009 D	200,000,000	2008/11/03	2009/05/04	50.00
32229 [#]	UBS AG – HSI R Bear CBBC Jun 2009 E	1,000,000,000	2008/11/03	2009/06/29	265.00
32054 [#]	UBS AG – HSI R Bear CBBC Jun 2009 I	1,000,000,000	2008/11/03	2009/06/29	194.00
60186	ABN AMRO Bank N.V. – DJIA R Bear CBBC Mar 2009 I	300,000,000	2008/11/04	2009/03/20	220.20
60185	ABN AMRO Bank N.V. – HSCEI R Bull CBBC Jun 2009 A	300,000,000	2008/11/04	2009/06/29	75.00
60184	ABN AMRO Bank N.V. – HSI R Bull CBBC May 2009 X	300,000,000	2008/11/04	2009/05/27	75.00
60187	Deutsche Bank AG – HSI R Bull CBBC Jul 2009 P	300,000,000	2008/11/04	2009/07/30	75.00
60188	Deutsche Bank AG – HSI R Bull CBBC Jul 2009 Q	300,000,000	2008/11/04	2009/07/30	81.00
60189	Deutsche Bank AG – HSI R Bull CBBC Jul 2009 R	300,000,000	2008/11/04	2009/07/30	75.00
60190	Deutsche Bank AG – HSI R Bear CBBC Jul 2009 S	300,000,000	2008/11/04	2009/07/30	75.00
60191	Deutsche Bank AG – HSI R Bear CBBC Jul 2009 T	300,000,000	2008/11/04	2009/07/30	105.00
60192	Deutsche Bank AG – HSI R Bear CBBC Jul 2009 U	300,000,000	2008/11/04	2009/07/30	87.00
60173	SGA Societe Generale Acceptance N.V – CLife R Bull CBBC Apr09A	150,000,000	2008/11/04	2009/04/27	118.50
60174	SGA Societe Generale Acceptance N.V – CLife R Bull CBBC Apr09B	150,000,000	2008/11/04	2009/04/27	99.00
60175	SGA Societe Generale Acceptance N.V – CLife R Bear CBBC Apr09C	150,000,000	2008/11/04	2009/04/27	74.25
60148	SGA Societe Generale Acceptance N.V – CNOOC R Bull CBBC Apr09B	600,000,000	2008/11/04	2009/04/24	156.00
60149	SGA Societe Generale Acceptance N.V. – HSBC R Bull CBBC May09C	500,000,000	2008/11/04	2009/05/27	135.00

Main Board Callable Bull/Bear Contracts

Code	Callable Bull/Bear Contracts	No. of issue (units)	Listing date	Expiry	Amount raised (HK\$ mil.)
60176	SGA Societe Generale Acceptance N.V. – HSBC R Bull CBBC May09F	500,000,000	2008/11/04	2009/05/27	147.50
60177	SGA Societe Generale Acceptance N.V. – HSBC R Bull CBBC May09G	500,000,000	2008/11/04	2009/05/27	125.00
60150	SGA Societe Generale Acceptance N.V. – HSBC R Bear CBBC May09D	500,000,000	2008/11/04	2009/05/27	125.00
60151	SGA Societe Generale Acceptance N.V. – HSBC R Bear CBBC May09E	500,000,000	2008/11/04	2009/05/27	125.00
60158	SGA Societe Generale Acceptance N.V. – HSI R Bull CBBC Feb09Z	500,000,000	2008/11/04	2009/02/26	125.00
60159	SGA Societe Generale Acceptance N.V. – HSI R Bull CBBC May09Z	300,000,000	2008/11/04	2009/05/27	120.00
60160	SGA Societe Generale Acceptance N.V. – HSI R Bear CBBC Feb09C	500,000,000	2008/11/04	2009/02/26	125.00
60161	SGA Societe Generale Acceptance N.V. – HSI R Bear CBBC Apr09B	500,000,000	2008/11/04	2009/04/29	125.00
60162	SGA Societe Generale Acceptance N.V. – HSI R Bear CBBC Apr09E	500,000,000	2008/11/04	2009/04/29	125.00
60163	SGA Societe Generale Acceptance N.V. – HSI R Bear CBBC May09W	300,000,000	2008/11/04	2009/05/27	102.00
60152	SGA Societe Generale Acceptance N.V. – PetCh R Bull CBBC Apr09A	500,000,000	2008/11/04	2009/04/27	125.00
60153	SGA Societe Generale Acceptance N.V. – PetCh R Bull CBBC Apr09B	500,000,000	2008/11/04	2009/04/27	125.00
60154	SGA Societe Generale Acceptance N.V. – PetCh R Bull CBBC Apr09C	500,000,000	2008/11/04	2009/04/27	125.00
60155	SGA Societe Generale Acceptance N.V. – PetCh R Bear CBBC Apr09D	500,000,000	2008/11/04	2009/04/27	125.00
60156	SGA Societe Generale Acceptance N.V. – PetCh R Bear CBBC Apr09E	500,000,000	2008/11/04	2009/04/27	125.00
60157	SGA Societe Generale Acceptance N.V. – PetCh R Bear CBBC Apr09F	500,000,000	2008/11/04	2009/04/27	125.00
60181	UBS AG – China Mobile R Bull CBBC May 2009 C	300,000,000	2008/11/04	2009/05/25	75.00
60167	UBS AG – China Tel R Bull CBBC May 2009 A	200,000,000	2008/11/04	2009/05/25	326.00
60168	UBS AG – China Tel R Bear CBBC May 2009 B	200,000,000	2008/11/04	2009/05/25	50.00
60179	UBS AG – China Life R Bull CBBC Apr 2009 K	300,000,000	2008/11/04	2009/04/27	96.00
60166	UBS AG – China Life R Bull CBBC Apr 2009 L	300,000,000	2008/11/04	2009/04/27	192.00
60178	UBS AG – China Life R Bull CBBC Apr 2009 M	300,000,000	2008/11/04	2009/04/27	126.00
60180	UBS AG – China Life R Bull CBBC Apr 2009 N	300,000,000	2008/11/04	2009/04/27	75.00
60169	UBS AG – CNOOC R Bull CBBC May 2009 B	200,000,000	2008/11/04	2009/05/25	50.00
60183	UBS AG – A50 China R Bull CBBC May 2009 G	300,000,000	2008/11/04	2009/05/25	75.00
60170	UBS AG – HS Bank R Bull CBBC Apr 2009 I	200,000,000	2008/11/04	2009/04/20	61.00
60164	UBS AG – HSCEI R Bull CBBC May 2009 Q	500,000,000	2008/11/04	2009/05/27	192.50
60165	UBS AG – HSCEI R Bull CBBC May 2009 R	500,000,000	2008/11/04	2009/05/27	125.00
60171	UBS AG – Hutchison R Bull CBBC May 2009 B	200,000,000	2008/11/04	2009/05/25	50.00
60182	UBS AG – Petrochina R Bull CBBC May 2009 E	300,000,000	2008/11/04	2009/05/25	75.00
60172	UBS AG – SHK Ppt R Bull CBBC May 2009 E	200,000,000	2008/11/04	2009/05/25	55.00
60206	Deutsche Bank AG – HSI R Bull CBBC Jul 2009 V	300,000,000	2008/11/05	2009/07/30	84.00
60207	Deutsche Bank AG – HSI R Bull CBBC Aug 2009 A	300,000,000	2008/11/05	2009/08/28	75.00
60193	HK Bank – HSI R Bull CBBC Mar 2009 U	500,000,000	2008/11/05	2009/03/30	125.00
60194	SGA Societe Generale Acceptance N.V. – HSI R Bull CBBC Apr09H	500,000,000	2008/11/05	2009/04/29	125.00
60195	SGA Societe Generale Acceptance N.V. – HSI R Bull CBBC Apr09I	500,000,000	2008/11/05	2009/04/29	125.00
60199	SGA Societe Generale Acceptance N.V. – HSI R Bull CBBC Apr09J	500,000,000	2008/11/05	2009/04/29	125.00
60200	SGA Societe Generale Acceptance N.V. – HSI R Bull CBBC Apr09K	500,000,000	2008/11/05	2009/04/29	125.00
60201	SGA Societe Generale Acceptance N.V. – HSI R Bull CBBC Jun09A	500,000,000	2008/11/05	2009/06/29	125.00
60202	SGA Societe Generale Acceptance N.V. – HSI R Bull CBBC Jun09B	500,000,000	2008/11/05	2009/06/29	125.00
60203	SGA Societe Generale Acceptance N.V. – HSI R Bull CBBC Jun09C	500,000,000	2008/11/05	2009/06/29	125.00
60204	SGA Societe Generale Acceptance N.V. – HSI R Bull CBBC Jun09D	500,000,000	2008/11/05	2009/06/29	125.00
60205	SGA Societe Generale Acceptance N.V. – HSI R Bull CBBC Jun09E	500,000,000	2008/11/05	2009/06/29	125.00
60197	SGA Societe Generale Acceptance N.V. – HSI R Bear CBBC Feb09A	500,000,000	2008/11/05	2009/02/26	155.00
60198	SGA Societe Generale Acceptance N.V. – HSI R Bear CBBC Feb09B	500,000,000	2008/11/05	2009/02/26	175.00

Main Board Callable Bull/Bear Contracts

Code	Callable Bull/Bear Contracts	No. of issue (units)	Listing date	Expiry	Amount raised (HK\$ mil.)
60196	SGA Societe Generale Acceptance N.V. – HSI R Bear CBBC Feb09D	500,000,000	2008/11/05	2009/02/26	140.00
60254	ABN AMRO Bank N.V. – HSCEI R Bull CBBC Jun 2009 B	300,000,000	2008/11/06	2009/06/29	75.00
60255	ABN AMRO Bank N.V. – HSCEI R Bull CBBC Jun 2009 C	300,000,000	2008/11/06	2009/06/29	75.00
60250	ABN AMRO Bank N.V. – HSI R Bull CBBC May 2009 C	300,000,000	2008/11/06	2009/05/27	75.00
60251	ABN AMRO Bank N.V. – HSI R Bull CBBC May 2009 D	300,000,000	2008/11/06	2009/05/27	75.00
60252	ABN AMRO Bank N.V. – HSI R Bull CBBC May 2009 E	300,000,000	2008/11/06	2009/05/27	75.00
60253	ABN AMRO Bank N.V. – HSI R Bull CBBC Jun 2009 A	300,000,000	2008/11/06	2009/06/29	75.00
60258	Deutsche Bank AG – HSI R Bull CBBC Jul 2009 W	300,000,000	2008/11/06	2009/07/30	84.00
60259	Deutsche Bank AG – HSI R Bull CBBC Jul 2009 X	300,000,000	2008/11/06	2009/07/30	75.00
60260	Deutsche Bank AG – HSI R Bull CBBC Aug 2009 B	300,000,000	2008/11/06	2009/08/28	84.00
60261	Deutsche Bank AG – HSI R Bull CBBC Aug 2009 C	300,000,000	2008/11/06	2009/08/28	75.00
60256	KBC Fin Products Int'l Ltd. – HSI R Bull CBBC Apr 2009 K	400,000,000	2008/11/06	2009/04/29	100.00
60257	KBC Fin Products Int'l Ltd. – HSI R Bull CBBC May 2009 K	400,000,000	2008/11/06	2009/05/27	100.00
60215	Macquarie Bank Ltd. – HSI R Bull CBBC May 2009 A	200,000,000	2008/11/06	2009/05/27	50.20
60228	SGA Societe Generale Acceptance N.V. – HSI R Bull CBBC Apr09F	500,000,000	2008/11/06	2009/04/29	125.00
60227	SGA Societe Generale Acceptance N.V. – HSI R Bull CBBC Apr09L	500,000,000	2008/11/06	2009/04/29	125.00
60229	SGA Societe Generale Acceptance N.V. – HSI R Bull CBBC Jun09M	500,000,000	2008/11/06	2009/06/29	125.00
60230	SGA Societe Generale Acceptance N.V. – HSI R Bull CBBC Jun09N	500,000,000	2008/11/06	2009/06/29	125.00
60208	SGA Societe Generale Acceptance N.V. – HSI R Bear CBBC Jun09F	500,000,000	2008/11/06	2009/06/29	125.00
60209	SGA Societe Generale Acceptance N.V. – HSI R Bear CBBC Jun09G	500,000,000	2008/11/06	2009/06/29	125.00
60210	SGA Societe Generale Acceptance N.V. – HSI R Bear CBBC Jun09H	500,000,000	2008/11/06	2009/06/29	125.00
60211	SGA Societe Generale Acceptance N.V. – HSI R Bear CBBC Jun09I	500,000,000	2008/11/06	2009/06/29	125.00
60212	SGA Societe Generale Acceptance N.V. – HSI R Bear CBBC Jun09J	500,000,000	2008/11/06	2009/06/29	125.00
60213	SGA Societe Generale Acceptance N.V. – HSI R Bear CBBC Jun09K	500,000,000	2008/11/06	2009/06/29	125.00
60214	SGA Societe Generale Acceptance N.V. – HSI R Bear CBBC Jun09L	500,000,000	2008/11/06	2009/06/29	150.00
60231	SGA Societe Generale Acceptance N.V. – HSI R Bear CBBC Jun09O	500,000,000	2008/11/06	2009/06/29	125.00
60232	SGA Societe Generale Acceptance N.V. – HSI R Bear CBBC Jun09P	500,000,000	2008/11/06	2009/06/29	135.00
60233	SGA Societe Generale Acceptance N.V. – HSI R Bear CBBC Jun09Q	500,000,000	2008/11/06	2009/06/29	155.00
60234	SGA Societe Generale Acceptance N.V. – HSI R Bear CBBC Jun09R	500,000,000	2008/11/06	2009/06/29	175.00
60226	UBS AG – BOC HK R Bull CBBC Apr 2009 B	200,000,000	2008/11/06	2009/04/20	50.00
60237	UBS AG – China Mobile R Bull CBBC May 2009 D	300,000,000	2008/11/06	2009/05/25	75.00
60238	UBS AG – China Mobile R Bull CBBC May 2009 E	300,000,000	2008/11/06	2009/05/25	75.00
60236	UBS AG – China Life R Bull CBBC Apr 2009 B	300,000,000	2008/11/06	2009/04/27	121.50
60216	UBS AG – HSCEI R Bull CBBC Apr 2009 C	500,000,000	2008/11/06	2009/04/29	125.00
60235	UBS AG – HSCEI R Bull CBBC Apr 2009 G	500,000,000	2008/11/06	2009/04/29	125.00
60217	UBS AG – HSCEI R Bull CBBC Apr 2009 I	500,000,000	2008/11/06	2009/04/29	125.00
60223	UBS AG – HSCEI R Bear CBBC Apr 2009 L	500,000,000	2008/11/06	2009/04/29	125.00
60224	UBS AG – HSCEI R Bear CBBC Apr 2009 N	500,000,000	2008/11/06	2009/04/29	125.00
60240	UBS AG – HSCEI R Bear CBBC Apr 2009 X	500,000,000	2008/11/06	2009/04/29	125.00
60218	UBS AG – HSI R Bull CBBC Jun 2009 A	500,000,000	2008/11/06	2009/06/29	125.00
60219	UBS AG – HSI R Bull CBBC Jun 2009 B	500,000,000	2008/11/06	2009/06/29	125.00
60241	UBS AG – HSI R Bull CBBC Jun 2009 C	500,000,000	2008/11/06	2009/06/29	125.00
60220	UBS AG – HSI R Bull CBBC Jun 2009 G	500,000,000	2008/11/06	2009/06/29	125.00
60242	UBS AG – HSI R Bull CBBC Jun 2009 T	500,000,000	2008/11/06	2009/06/29	125.00
60243	UBS AG – HSI R Bull CBBC Jun 2009 Y	500,000,000	2008/11/06	2009/06/29	125.00

Main Board Callable Bull/Bear Contracts

Code	Callable Bull/Bear Contracts	No. of issue (units)	Listing date	Expiry	Amount raised (HK\$ mil.)
60244	UBS AG – HSI R Bull CBBC Aug 2009 E	500,000,000	2008/11/06	2009/08/28	125.00
60245	UBS AG – HSI R Bull CBBC Aug 2009 F	500,000,000	2008/11/06	2009/08/28	125.00
60246	UBS AG – HSI R Bull CBBC Sep 2009 S	500,000,000	2008/11/06	2009/09/29	125.00
60247	UBS AG – HSI R Bull CBBC Sep 2009 T	500,000,000	2008/11/06	2009/09/29	125.00
60248	UBS AG – HSI R Bull CBBC Sep 2009 U	500,000,000	2008/11/06	2009/09/29	125.00
60249	UBS AG – HSI R Bull CBBC Sep 2009 V	500,000,000	2008/11/06	2009/09/29	125.00
60221	UBS AG – HSI R Bear CBBC Apr 2009 S	500,000,000	2008/11/06	2009/04/29	125.00
60222	UBS AG – HSI R Bear CBBC Apr 2009 T	500,000,000	2008/11/06	2009/04/29	125.00
60225	UBS AG – HSI R Bear CBBC Jun 2009 P	500,000,000	2008/11/06	2009/06/29	125.00
60239	UBS AG – Petrochina R Bull CBBC May 2009 F	300,000,000	2008/11/06	2009/05/25	75.00
60285	BNP Paribas Arbit Issu B.V. – HSI R Bull CBBC Oct 2009 B	300,000,000	2008/11/07	2009/10/29	75.00
60278	BNP Paribas Arbit Issu B.V. – HSI R Bear CBBC Oct 2009 A	300,000,000	2008/11/07	2009/10/29	75.00
60279	BNP Paribas Arbit Issu B.V. – HSI R Bear CBBC Nov 2009 A	300,000,000	2008/11/07	2009/11/27	75.00
60286	Deutsche Bank AG – HSI R Bull CBBC Jul 2009 Y	300,000,000	2008/11/07	2009/07/30	84.00
60287	Deutsche Bank AG – HSI R Bull CBBC Jul 2009 Z	300,000,000	2008/11/07	2009/07/30	75.00
60280	KBC Fin Products Int'l Ltd. – HSI R Bull CBBC Apr 2009 L	400,000,000	2008/11/07	2009/04/29	100.00
60281	KBC Fin Products Int'l Ltd. – HSI R Bull CBBC Apr 2009 M	400,000,000	2008/11/07	2009/04/29	100.00
60282	KBC Fin Products Int'l Ltd. – HSI R Bull CBBC May 2009 L	400,000,000	2008/11/07	2009/05/27	100.00
60283	KBC Fin Products Int'l Ltd. – HSI R Bull CBBC May 2009 M	400,000,000	2008/11/07	2009/05/27	100.00
60284	KBC Fin Products Int'l Ltd. – HSI R Bull CBBC Jun 2009 E	400,000,000	2008/11/07	2009/06/29	100.00
60288	KBC Fin Products Int'l Ltd. – HSI R Bear CBBC Apr 2009 N	400,000,000	2008/11/07	2009/04/29	100.00
60262	SGA Societe Generale Acceptance N.V. – CCB R Bull CBBC May09A	500,000,000	2008/11/07	2009/05/05	125.00
60263	SGA Societe Generale Acceptance N.V. – CCB R Bull CBBC May09B	500,000,000	2008/11/07	2009/05/05	125.00
60264	SGA Societe Generale Acceptance N.V. – CCB R Bull CBBC May09C	500,000,000	2008/11/07	2009/05/05	125.00
60265	SGA Societe Generale Acceptance N.V. – CCB R Bear CBBC May09D	500,000,000	2008/11/07	2009/05/05	125.00
60266	SGA Societe Generale Acceptance N.V. – CCB R Bear CBBC May09E	500,000,000	2008/11/07	2009/05/05	125.00
60267	SGA Societe Generale Acceptance N.V. – CCB R Bear CBBC May09F	500,000,000	2008/11/07	2009/05/05	125.00
60274	SGA Societe Generale Acceptance N.V. – HSI R Bull CBBC Mar09O	400,000,000	2008/11/07	2009/03/30	100.00
60275	SGA Societe Generale Acceptance N.V. – HSI R Bull CBBC Mar09R	400,000,000	2008/11/07	2009/03/30	100.00
60276	SGA Societe Generale Acceptance N.V. – HSI R Bull CBBC Mar09V	400,000,000	2008/11/07	2009/03/30	100.00
60277	SGA Societe Generale Acceptance N.V. – HSI R Bull CBBC Mar09W	400,000,000	2008/11/07	2009/03/30	100.00
60268	SGA Societe Generale Acceptance N.V. – ICBC R Bull CBBC May09A	500,000,000	2008/11/07	2009/05/26	125.00
60269	SGA Societe Generale Acceptance N.V. – ICBC R Bull CBBC May09B	500,000,000	2008/11/07	2009/05/26	125.00
60270	SGA Societe Generale Acceptance N.V. – ICBC R Bull CBBC May09C	500,000,000	2008/11/07	2009/05/26	125.00
60271	SGA Societe Generale Acceptance N.V. – ICBC R Bear CBBC May09D	500,000,000	2008/11/07	2009/05/26	125.00
60272	SGA Societe Generale Acceptance N.V. – ICBC R Bear CBBC May09E	500,000,000	2008/11/07	2009/05/26	125.00
60273	SGA Societe Generale Acceptance N.V. – ICBC R Bear CBBC May09F	500,000,000	2008/11/07	2009/05/26	125.00
60312	ABN AMRO Bank N.V. – HSI R Bear CBBC May 2009 G	300,000,000	2008/11/10	2009/05/27	76.50
60313	ABN AMRO Bank N.V. – HSI R Bear CBBC May 2009 U	300,000,000	2008/11/10	2009/05/27	77.70
60317	Deutsche Bank AG – HSI R Bull CBBC Jul 2009 C	300,000,000	2008/11/10	2009/07/30	78.00
60318	Deutsche Bank AG – HSI R Bull CBBC Aug 2009 D	300,000,000	2008/11/10	2009/08/28	75.00
60319	Deutsche Bank AG – HSI R Bear CBBC Jul 2009 D	300,000,000	2008/11/10	2009/07/30	75.00
60320	Deutsche Bank AG – HSI R Bear CBBC Jul 2009 E	300,000,000	2008/11/10	2009/07/30	81.00
60321	Deutsche Bank AG – HSI R Bear CBBC Jul 2009 I	300,000,000	2008/11/10	2009/07/30	114.00
60292	HK Bank – HSI R Bull CBBC Mar 2009 V	500,000,000	2008/11/10	2009/03/30	125.00

Main Board Callable Bull/Bear Contracts

Code	Callable Bull/Bear Contracts	No. of issue (units)	Listing date	Expiry	Amount raised (HK\$ mil.)
60314	KBC Fin Products Int'l Ltd. – HSI R Bear CBBC Mar 2009 Z	400,000,000	2008/11/10	2009/03/30	100.00
60315	KBC Fin Products Int'l Ltd. – HSI R Bear CBBC May 2009 N	400,000,000	2008/11/10	2009/05/27	100.00
60316	KBC Fin Products Int'l Ltd. – HSI R Bear CBBC May 2009 O	400,000,000	2008/11/10	2009/05/27	100.00
60289	SGA Societe Generale Acceptance N.V. – HSI R Bull CBBC Mar09J	400,000,000	2008/11/10	2009/03/30	104.00
60290	SGA Societe Generale Acceptance N.V. – HSI R Bull CBBC Jun09S	300,000,000	2008/11/10	2009/06/29	90.00
60291	SGA Societe Generale Acceptance N.V. – HSI R Bear CBBC Apr09G	500,000,000	2008/11/10	2009/04/29	125.00
60307	UBS AG – China Mobile R Bull CBBC May 2009 F	300,000,000	2008/11/10	2009/05/25	75.00
60305	UBS AG – CC Bank R Bull CBBC May 2009 B	200,000,000	2008/11/10	2009/05/25	50.00
60306	UBS AG – China Life R Bull CBBC Apr 2009 F	300,000,000	2008/11/10	2009/04/27	94.50
60311	UBS AG – A50 China R Bull CBBC May 2009 H	300,000,000	2008/11/10	2009/05/25	75.00
60308	UBS AG – HS Bank R Bull CBBC Apr 2009 J	200,000,000	2008/11/10	2009/04/20	57.00
60293	UBS AG – HSCEI R Bull CBBC Apr 2009 A	500,000,000	2008/11/10	2009/04/29	125.00
60294	UBS AG – HSCEI R Bull CBBC Apr 2009 B	500,000,000	2008/11/10	2009/04/29	125.00
60300	UBS AG – HSCEI R Bear CBBC Apr 2009 D	500,000,000	2008/11/10	2009/04/29	125.00
60301	UBS AG – HSCEI R Bear CBBC Apr 2009 E	500,000,000	2008/11/10	2009/04/29	125.00
60295	UBS AG – HSI R Bull CBBC May 2009 F	500,000,000	2008/11/10	2009/05/27	125.00
60296	UBS AG – HSI R Bull CBBC Jun 2009 E	500,000,000	2008/11/10	2009/06/29	125.00
60297	UBS AG – HSI R Bull CBBC Jul 2009 C	500,000,000	2008/11/10	2009/07/30	125.00
60298	UBS AG – HSI R Bull CBBC Jul 2009 D	500,000,000	2008/11/10	2009/07/30	125.00
60299	UBS AG – HSI R Bull CBBC Jul 2009 M	500,000,000	2008/11/10	2009/07/30	125.00
60302	UBS AG – HSI R Bear CBBC Jun 2009 F	500,000,000	2008/11/10	2009/06/29	125.00
60303	UBS AG – HSI R Bear CBBC Jun 2009 Q	500,000,000	2008/11/10	2009/06/29	125.00
60304	UBS AG – HSI R Bear CBBC Jul 2009 N	500,000,000	2008/11/10	2009/07/30	125.00
60309	UBS AG – ICBC R Bull CBBC May 2009 B	200,000,000	2008/11/10	2009/05/04	50.00
60310	UBS AG – Petrochina R Bull CBBC May 2009 G	300,000,000	2008/11/10	2009/05/25	75.00
60322	Deutsche Bank AG – HSI R Bear CBBC Jul 2009 J	300,000,000	2008/11/11	2009/07/30	75.00
60324	ABN AMRO Bank N.V. – DJIA R Bull CBBC Jun 2009 A	100,000,000	2008/11/12	2009/06/19	102.50
60325	ABN AMRO Bank N.V. – DJIA R Bull CBBC Jun 2009 B	100,000,000	2008/11/12	2009/06/19	168.80
60326	ABN AMRO Bank N.V. – DJIA R Bear CBBC Jun 2009 C	100,000,000	2008/11/12	2009/06/19	132.90
60327	ABN AMRO Bank N.V. – DJIA R Bear CBBC Jun 2009 D	100,000,000	2008/11/12	2009/06/19	86.40
60349	ABN AMRO Bank N.V. – HSI R Bull CBBC May 2009 Y	300,000,000	2008/11/12	2009/05/27	75.60
60350	ABN AMRO Bank N.V. – HSI R Bull CBBC Jun 2009 B	300,000,000	2008/11/12	2009/06/29	83.70
60351	ABN AMRO Bank N.V. – HSI R Bear CBBC May 2009 Z	300,000,000	2008/11/12	2009/05/27	76.50
60345	Deutsche Bank AG – HSI R Bull CBBC Jun 2009 H	300,000,000	2008/11/12	2009/06/29	81.00
60344	Deutsche Bank AG – HSI R Bull CBBC Jun 2009 K	300,000,000	2008/11/12	2009/06/29	87.00
60346	Deutsche Bank AG – HSI R Bull CBBC Aug 2009 E	300,000,000	2008/11/12	2009/08/28	87.00
60347	Deutsche Bank AG – HSI R Bull CBBC Aug 2009 F	300,000,000	2008/11/12	2009/08/28	75.00
60357	Deutsche Bank AG – HSI R Bear CBBC Jul 2009 N	300,000,000	2008/11/12	2009/07/30	75.00
60358	Deutsche Bank AG – HSI R Bear CBBC Jul 2009 O	300,000,000	2008/11/12	2009/07/30	76.50
60323	HK Bank – HSI R Bull CBBC Apr 2009 A	500,000,000	2008/11/12	2009/04/29	125.00
60352	KBC Fin Products Int'l Ltd. – China Life R Bull CBBC Mar 09A	218,000,000	2008/11/12	2009/03/02	98.10
60353	KBC Fin Products Int'l Ltd. – China Life R Bear CBBC Mar 09B	248,000,000	2008/11/12	2009/03/10	96.72
60355	KBC Fin Products Int'l Ltd. – HSBC R Bull CBBC Apr 2009 A	400,000,000	2008/11/12	2009/04/01	100.00
60354	KBC Fin Products Int'l Ltd. – HSBC R Bull CBBC May 2009 A	308,000,000	2008/11/12	2009/05/04	98.56
60356	KBC Fin Products Int'l Ltd. – HSBC R Bear CBBC Mar 2009 A	400,000,000	2008/11/12	2009/03/02	100.00

Main Board Callable Bull/Bear Contracts

Code	Callable Bull/Bear Contracts	No. of issue (units)	Listing date	Expiry	Amount raised (HK\$ mil.)
60348	KBC Fin Products Int'l Ltd. – HSI R Bull CBBC Mar 2009 A	400,000,000	2008/11/12	2009/03/30	100.00
60340	UBS AG – China Mobile R Bull CBBC May 2009 G	300,000,000	2008/11/12	2009/05/25	75.00
60338	UBS AG – China Life R Bull CBBC May 2009 A	300,000,000	2008/11/12	2009/05/18	75.00
60339	UBS AG – CM Bank R Bull CBBC May 2009 H	200,000,000	2008/11/12	2009/05/25	57.00
60343	UBS AG – A50 China R Bull CBBC May 2009 I	300,000,000	2008/11/12	2009/05/25	75.00
60342	UBS AG – HKEr R Bull CBBC Jun 2009 M	200,000,000	2008/11/12	2009/06/22	50.00
60328	UBS AG – HSI R Bull CBBC May 2009 L	500,000,000	2008/11/12	2009/05/27	125.00
60329	UBS AG – HSI R Bull CBBC Jun 2009 V	500,000,000	2008/11/12	2009/06/29	125.00
60330	UBS AG – HSI R Bull CBBC Jun 2009 R	500,000,000	2008/11/12	2009/06/29	125.00
60331	UBS AG – HSI R Bull CBBC Jun 2009 S	500,000,000	2008/11/12	2009/06/29	125.00
60332	UBS AG – HSI R Bull CBBC Jun 2009 U	500,000,000	2008/11/12	2009/06/29	125.00
60333	UBS AG – HSI R Bull CBBC Jul 2009 G	500,000,000	2008/11/12	2009/07/30	125.00
60334	UBS AG – HSI R Bull CBBC Jul 2009 K	500,000,000	2008/11/12	2009/07/30	125.00
60335	UBS AG – HSI R Bull CBBC Jul 2009 L	500,000,000	2008/11/12	2009/07/30	125.00
60336	UBS AG – HSI R Bull CBBC Jul 2009 T	500,000,000	2008/11/12	2009/07/30	125.00
60337	UBS AG – HSI R Bear CBBC May 2009 K	500,000,000	2008/11/12	2009/05/27	125.00
60341	UBS AG – Petrochina R Bull CBBC May 2009 H	300,000,000	2008/11/12	2009/05/25	75.00
60381	ABN AMRO Bank N.V. – HSI R Bull CBBC Jul 2009 A	250,000,000	2008/11/13	2009/07/30	62.50
60385	ABN AMRO Bank N.V. – HSI R Bear CBBC Jul 2009 B	250,000,000	2008/11/13	2009/07/30	63.00
60382	Deutsche Bank AG – HSI R Bear CBBC Jul 2009 S	300,000,000	2008/11/13	2009/07/30	75.00
60374	Deutsche Bank AG – HSI R Bear CBBC Aug 2009 G	300,000,000	2008/11/13	2009/08/28	75.00
60375	Deutsche Bank AG – HSI R Bear CBBC Aug 2009 H	300,000,000	2008/11/13	2009/08/28	84.00
60362	HK Bank – HSI R Bear CBBC Aug 2009 A	500,000,000	2008/11/13	2009/08/28	125.00
60369	KBC Fin Products Int'l Ltd. – CC Bank R Bear CBBC Jun 2009 A	348,000,000	2008/11/13	2009/06/02	97.44
60370	KBC Fin Products Int'l Ltd. – Ch Life R Bull CBBC Jun 2009 A	188,000,000	2008/11/13	2009/06/15	95.88
60372	KBC Fin Products Int'l Ltd. – A50 China R Bull CBBC May 09 A	300,000,000	2008/11/13	2009/05/04	99.00
60373	KBC Fin Products Int'l Ltd. – A50 China R Bull CBBC May 09 B	400,000,000	2008/11/13	2009/05/11	100.00
60380	KBC Fin Products Int'l Ltd. – HSI R Bear CBBC Apr 2009 O	400,000,000	2008/11/13	2009/04/29	100.00
60371	KBC Fin Products Int'l Ltd. – ICBC R Bear CBBC Jul 2009 A	400,000,000	2008/11/13	2009/07/02	100.00
60359	SGA Societe Generale Acceptance N.V. – HSI R Bull CBBC May09R	100,000,000	2008/11/13	2009/05/27	25.00
60360	SGA Societe Generale Acceptance N.V. – HSI R Bear CBBC Mar09Q	150,000,000	2008/11/13	2009/03/30	37.50
60361	SGA Societe Generale Acceptance N.V. – HSI R Bear CBBC Mar09X	150,000,000	2008/11/13	2009/03/30	37.50
60379	UBS AG – China Mobile R Bear CBBC May 2009 H	300,000,000	2008/11/13	2009/05/25	75.00
60378	UBS AG – China Life R Bear CBBC May 2009 B	300,000,000	2008/11/13	2009/05/18	91.50
60363	UBS AG – HSCEI R Bull CBBC Apr 2009 J	500,000,000	2008/11/13	2009/04/29	125.00
60367	UBS AG – HSCEI R Bear CBBC Apr 2009 K	500,000,000	2008/11/13	2009/04/29	125.00
60376	UBS AG – HSI R Bull CBBC Jun 2009 B	500,000,000	2008/11/13	2009/06/29	125.00
60364	UBS AG – HSI R Bull CBBC Jun 2009 W	500,000,000	2008/11/13	2009/06/29	125.00
60365	UBS AG – HSI R Bear CBBC Apr 2009 S	500,000,000	2008/11/13	2009/04/29	125.00
60377	UBS AG – HSI R Bear CBBC Apr 2009 T	500,000,000	2008/11/13	2009/04/29	125.00
60366	UBS AG – HSI R Bear CBBC May 2009 S	500,000,000	2008/11/13	2009/05/27	125.00
60368	UBS AG – HSI R Bear CBBC Jun 2009 X	500,000,000	2008/11/13	2009/06/29	125.00
32041*	UBS AG – HKEr R Bear CBBC Apr 2009 C	200,000,000	2008/11/13	2009/04/06	44.40
60397	ABN AMRO Bank N.V. – HSI R Bear CBBC Jul 2009 C	250,000,000	2008/11/14	2009/07/30	63.50
60383	BNP Paribas Arbit Issu B.V. – HSI R Bear CBBC Nov 2009 B	300,000,000	2008/11/14	2009/11/27	75.00

Main Board Callable Bull/Bear Contracts

Code	Callable Bull/Bear Contracts	No. of issue (units)	Listing date	Expiry	Amount raised (HK\$ mil.)
60384	BNP Paribas Arbit Issu B.V. – HSI R Bear CBBC Nov 2009 C	300,000,000	2008/11/14	2009/11/27	75.00
60398	Deutsche Bank AG – HSI R Bull CBBC Aug 2009 I	300,000,000	2008/11/14	2009/08/28	78.00
60399	Deutsche Bank AG – HSI R Bull CBBC Aug 2009 J	300,000,000	2008/11/14	2009/08/28	75.00
60400	Deutsche Bank AG – HSI R Bull CBBC Aug 2009 K	300,000,000	2008/11/14	2009/08/28	75.00
60394	KBC Fin Products Int'l Ltd. – CC Bank R Bull CBBC Apr 2009 A	400,000,000	2008/11/14	2009/04/15	100.00
60396	KBC Fin Products Int'l Ltd. – HSI R Bull CBBC Mar 2009 B	400,000,000	2008/11/14	2009/03/30	100.00
60395	KBC Fin Products Int'l Ltd. – ICBC R Bull CBBC Apr 2009 A	400,000,000	2008/11/14	2009/04/20	100.00
60386	UBS AG – HSCEI R Bull CBBC Apr 2009 H	500,000,000	2008/11/14	2009/04/29	125.00
60387	UBS AG – HSCEI R Bull CBBC Apr 2009 M	500,000,000	2008/11/14	2009/04/29	125.00
60390	UBS AG – HSCEI R Bear CBBC Apr 2009 R	500,000,000	2008/11/14	2009/04/29	125.00
60391	UBS AG – HSCEI R Bear CBBC Apr 2009 T	500,000,000	2008/11/14	2009/04/29	125.00
60388	UBS AG – HSI R Bull CBBC Jul 2009 U	500,000,000	2008/11/14	2009/07/30	125.00
60389	UBS AG – HSI R Bull CBBC Jul 2009 V	500,000,000	2008/11/14	2009/07/30	125.00
60392	UBS AG – HSI R Bear CBBC Jul 2009 W	500,000,000	2008/11/14	2009/07/30	125.00
60393	UBS AG – HSI R Bear CBBC Jul 2009 X	500,000,000	2008/11/14	2009/07/30	125.00
60423	ABN AMRO Bank N.V. – HSI R Bear CBBC Jul 2009 D	250,000,000	2008/11/17	2009/07/30	65.00
60424	ABN AMRO Bank N.V. – NQ100 R Bull CBBC Jun 2009 A	40,000,000	2008/11/17	2009/06/18	11.20
60425	ABN AMRO Bank N.V. – NQ100 R Bear CBBC Jun 2009 B	40,000,000	2008/11/17	2009/06/18	12.96
60411	BNP Paribas Arbit Issu B.V. – HSI R Bull CBBC Nov 2009 D	300,000,000	2008/11/17	2009/11/27	75.00
60410	BNP Paribas Arbit Issu B.V. – HSI R Bull CBBC Nov 2009 E	300,000,000	2008/11/17	2009/11/27	75.00
60427	KBC Fin Products Int'l Ltd. – BOCL R Bull CBBC Feb 2009 A	238,000,000	2008/11/17	2009/02/18	99.96
60428	KBC Fin Products Int'l Ltd. – BOCL R Bear CBBC Mar 2009 A	108,000,000	2008/11/17	2009/03/10	91.80
60429	KBC Fin Products Int'l Ltd. – A50 China R Bull CBBC May 09C	400,000,000	2008/11/17	2009/05/18	100.00
60430	KBC Fin Products Int'l Ltd. – HSI R Bull CBBC Apr 2009 P	400,000,000	2008/11/17	2009/04/29	100.00
60412	CC Rabobank B.A. – HSI R Bull CBBC Jun 2009 G	108,000,000	2008/11/17	2009/06/29	28.08
60413	CC Rabobank B.A. – HSI R Bull CBBC Jun 2009 H	108,000,000	2008/11/17	2009/06/29	27.00
60414	CC Rabobank B.A. – HSI R Bull CBBC Jun 2009 I	108,000,000	2008/11/17	2009/06/29	27.00
60416	CC Rabobank B.A. – HSI R Bear CBBC Jun 2009 J	108,000,000	2008/11/17	2009/06/29	32.40
60401	SGA Societe Generale Acceptance N.V. – HSI R Bull CBBC Mar09I	200,000,000	2008/11/17	2009/03/30	50.00
60402	SGA Societe Generale Acceptance N.V. – HSI R Bull CBBC May09Q	100,000,000	2008/11/17	2009/05/27	25.00
60403	SGA Societe Generale Acceptance N.V. – HSI R Bull CBBC Jun09T	200,000,000	2008/11/17	2009/06/29	50.00
60404	SGA Societe Generale Acceptance N.V. – HSI R Bull CBBC Jul09A	200,000,000	2008/11/17	2009/07/30	50.00
60405	SGA Societe Generale Acceptance N.V. – HSI R Bull CBBC Jul09B	200,000,000	2008/11/17	2009/07/30	50.00
60407	SGA Societe Generale Acceptance N.V. – HSI R Bear CBBC Mar09U	200,000,000	2008/11/17	2009/03/30	50.00
60408	SGA Societe Generale Acceptance N.V. – HSI R Bear CBBC Jul09C	200,000,000	2008/11/17	2009/07/30	50.00
60409	SGA Societe Generale Acceptance N.V. – HSI R Bear CBBC Jul09D	200,000,000	2008/11/17	2009/07/30	50.00
60415	UBS AG – HSCEI R Bull CBBC Apr 2009 G	500,000,000	2008/11/17	2009/04/29	125.00
60422	UBS AG – HSCEI R Bull CBBC Apr 2009 N	500,000,000	2008/11/17	2009/04/29	125.00
60419	UBS AG – HSCEI R Bear CBBC Apr 2009 L	500,000,000	2008/11/17	2009/04/29	125.00
60426	UBS AG – HSCEI R Bear CBBC Apr 2009 O	500,000,000	2008/11/17	2009/04/29	125.00
60418	UBS AG – HSI R Bull CBBC May 2009 B	500,000,000	2008/11/17	2009/05/27	125.00
60417	UBS AG – HSI R Bull CBBC Jun 2009 A	500,000,000	2008/11/17	2009/06/29	125.00
60420	UBS AG – HSI R Bear CBBC Jun 2009 G	500,000,000	2008/11/17	2009/06/29	125.00
60421	UBS AG – HSI R Bear CBBC Jun 2009 P	500,000,000	2008/11/17	2009/06/29	125.00
60439	BNP Paribas Arbit Issu B.V. – Ch Mob R Bull CBBC Jun 2009 A	200,000,000	2008/11/18	2009/06/15	50.00

Main Board Callable Bull/Bear Contracts

Code	Callable Bull/Bear Contracts	No. of issue (units)	Listing date	Expiry	Amount raised (HK\$ mil.)
60438	BNP Paribas Arbit Issu B.V. – Ch Life R Bull CBBC Sep 2009 A	200,000,000	2008/11/18	2009/09/07	50.00
60442	BNP Paribas Arbit Issu B.V. – A50 Ch R Bull CBBC Sep 2009 A	200,000,000	2008/11/18	2009/09/28	64.00
60440	BNP Paribas Arbit Issu B.V. – HSBC R Bull CBBC Jun 2009 A	200,000,000	2008/11/18	2009/06/22	50.00
60443	Deutsche Bank AG – HSI R Bull CBBC Aug 2009 L	300,000,000	2008/11/18	2009/08/28	75.00
60444	Deutsche Bank AG – HSI R Bear CBBC Jul 2009 T	300,000,000	2008/11/18	2009/07/30	96.00
60447	Deutsche Bank AG – HSI R Bear CBBC Aug 2009 M	300,000,000	2008/11/18	2009/08/28	84.00
60431	HK Bank – HSI R Bear CBBC Aug 2009 B	500,000,000	2008/11/18	2009/08/28	125.00
60435	UBS AG – A50 China R Bull CBBC May 2009 J	300,000,000	2008/11/18	2009/05/25	75.00
60437	UBS AG – HSCEI R Bull CBBC Apr 2009 C	500,000,000	2008/11/18	2009/04/29	125.00
60441	UBS AG – HSCEI R Bear CBBC Apr 2009 X	500,000,000	2008/11/18	2009/04/29	125.00
60432	UBS AG – HSI R Bull CBBC Jun 2009 E	500,000,000	2008/11/18	2009/06/29	125.00
60433	UBS AG – HSI R Bull CBBC Jun 2009 F	500,000,000	2008/11/18	2009/06/29	125.00
60434	UBS AG – HSI R Bear CBBC May 2009 F	500,000,000	2008/11/18	2009/05/27	125.00
60436	UBS AG – HSI R Bear CBBC Jun 2009 Q	500,000,000	2008/11/18	2009/06/29	125.00
60475	ABN AMRO Bank N.V. – China Mobile R Bull CBBC Jun 2009 A	150,000,000	2008/11/19	2009/06/16	37.50
60474	ABN AMRO Bank N.V. – A50 China R Bull CBBC May 2009 A	150,000,000	2008/11/19	2009/05/18	40.35
60476	ABN AMRO Bank N.V. – HKEx R Bull CBBC Jun 2009 A	150,000,000	2008/11/19	2009/06/16	37.50
60471	ABN AMRO Bank N.V. – HSBC R Bull CBBC Jun 2009 A	150,000,000	2008/11/19	2009/06/16	39.30
60470	ABN AMRO Bank N.V. – HSI R Bull CBBC Jul 2009 E	250,000,000	2008/11/19	2009/07/30	107.00
60473	ABN AMRO Bank N.V. – HSI R Bear CBBC Jul 2009 F	250,000,000	2008/11/19	2009/07/30	95.75
60468	Deutsche Bank AG – HSI R Bull CBBC Aug 2009 N	300,000,000	2008/11/19	2009/08/28	84.00
60469	Deutsche Bank AG – HSI R Bear CBBC Jul 2009 U	300,000,000	2008/11/19	2009/07/30	90.00
60472	Deutsche Bank AG – HSI R Bear CBBC Aug 2009 O	300,000,000	2008/11/19	2009/08/28	75.00
60467	KBC Fin Products Int'l Ltd. – China Life R Bull CBBC Mar 09C	248,000,000	2008/11/19	2009/03/10	96.72
60452	SGA Societe Generale Acceptance N.V. – CMob R Bull CBBC May09A	500,000,000	2008/11/19	2009/05/26	125.00
60453	SGA Societe Generale Acceptance N.V. – CMob R Bull CBBC May09B	500,000,000	2008/11/19	2009/05/26	125.00
60454	SGA Societe Generale Acceptance N.V. – CMob R Bull CBBC May09C	500,000,000	2008/11/19	2009/05/26	125.00
60455	SGA Societe Generale Acceptance N.V. – CMob R Bear CBBC May09D	500,000,000	2008/11/19	2009/05/26	125.00
60445	SGA Societe Generale Acceptance N.V. – CLife R Bull CBBC May09C	150,000,000	2008/11/19	2009/05/26	105.00
60446	SGA Societe Generale Acceptance N.V. – CLife R Bull CBBC May09D	150,000,000	2008/11/19	2009/05/26	78.00
60448	SGA Societe Generale Acceptance N.V. – CLife R Bull CBBC May09E	150,000,000	2008/11/19	2009/05/26	49.50
60449	SGA Societe Generale Acceptance N.V. – CLife R Bear CBBC May09F	150,000,000	2008/11/19	2009/05/26	57.00
60450	SGA Societe Generale Acceptance N.V. – CLife R Bear CBBC May09G	150,000,000	2008/11/19	2009/05/26	82.50
60451	SGA Societe Generale Acceptance N.V. – CLife R Bear CBBC May09H	150,000,000	2008/11/19	2009/05/26	105.00
60464	SGA Societe Generale Acceptance N.V. – A50 R Bull CBBC May09C	200,000,000	2008/11/19	2009/05/27	98.00
60465	SGA Societe Generale Acceptance N.V. – A50 R Bear CBBC May09D	200,000,000	2008/11/19	2009/05/27	50.00
60466	SGA Societe Generale Acceptance N.V. – A50 R Bear CBBC May09E	200,000,000	2008/11/19	2009/05/27	54.00
60460	SGA Societe Generale Acceptance N.V. – HSBC R Bear CBBC Jul09H	200,000,000	2008/11/19	2009/07/27	52.00
60461	SGA Societe Generale Acceptance N.V. – HSBC R Bear CBBC Jul09I	200,000,000	2008/11/19	2009/07/27	58.00
60462	SGA Societe Generale Acceptance N.V. – HSBC R Bear CBBC Jul09J	200,000,000	2008/11/19	2009/07/27	70.00
60463	SGA Societe Generale Acceptance N.V. – HSBC R Bear CBBC Jul09K	200,000,000	2008/11/19	2009/07/27	78.00
60456	SGA Societe Generale Acceptance N.V. – HSI R Bull CBBC Jun09U	200,000,000	2008/11/19	2009/06/29	50.00
60457	SGA Societe Generale Acceptance N.V. – HSI R Bear CBBC Apr09P	200,000,000	2008/11/19	2009/04/29	50.00
60458	SGA Societe Generale Acceptance N.V. – HSI R Bear CBBC Apr09U	200,000,000	2008/11/19	2009/04/29	50.00
60459	SGA Societe Generale Acceptance N.V. – HSI R Bear CBBC Jun09V	200,000,000	2008/11/19	2009/06/29	50.00

Main Board Callable Bull/Bear Contracts

Code	Callable Bull/Bear Contracts	No. of issue (units)	Listing date	Expiry	Amount raised (HK\$ mil.)
60490	ABN AMRO Bank N.V. – HSI R Bear CBBC Jul 2009 G	250,000,000	2008/11/20	2009/07/30	63.75
60489	Deutsche Bank AG – HSI R Bull CBBC Jul 2009 X	300,000,000	2008/11/20	2009/07/30	84.00
60493	Deutsche Bank AG – HSI R Bear CBBC Jul 2009 D	300,000,000	2008/11/20	2009/07/30	75.00
60494	Deutsche Bank AG – HSI R Bear CBBC Jul 2009 E	300,000,000	2008/11/20	2009/07/30	84.00
60496	KBC Fin Products Int'l Ltd. – HSBC R Bull CBBC Apr 2009 B	400,000,000	2008/11/20	2009/04/01	100.00
60491	KBC Fin Products Int'l Ltd. – HSI R Bull CBBC Mar 2009 H	400,000,000	2008/11/20	2009/03/30	100.00
60492	KBC Fin Products Int'l Ltd. – HSI R Bear CBBC Apr 2009 Q	400,000,000	2008/11/20	2009/04/29	100.00
60495	KBC Fin Products Int'l Ltd. – HSI R Bear CBBC May 2009 P	400,000,000	2008/11/20	2009/05/27	100.00
60479	UBS AG – China Mobile R Bear CBBC May 2009 I	300,000,000	2008/11/20	2009/05/25	75.00
60477	UBS AG – China Life R Bear CBBC May 2009 C	300,000,000	2008/11/20	2009/05/18	94.50
60478	UBS AG – CM Bank R Bear CBBC May 2009 I	200,000,000	2008/11/20	2009/05/18	102.00
60480	UBS AG – HKEx R Bear CBBC May 2009 B	300,000,000	2008/11/20	2009/05/18	75.00
60483	UBS AG – HSCEI R Bull CBBC May 2009 S	500,000,000	2008/11/20	2009/05/27	125.00
60488	UBS AG – HSCEI R Bear CBBC May 2009 T	500,000,000	2008/11/20	2009/05/27	125.00
60482	UBS AG – HSI R Bull CBBC Jun 2009 R	500,000,000	2008/11/20	2009/06/29	125.00
60486	UBS AG – HSI R Bear CBBC Jun 2009 B	500,000,000	2008/11/20	2009/06/29	125.00
60484	UBS AG – HSI R Bear CBBC Jun 2009 S	500,000,000	2008/11/20	2009/06/29	125.00
60485	UBS AG – HSI R Bear CBBC Jun 2009 U	500,000,000	2008/11/20	2009/06/29	125.00
60487	UBS AG – HSI R Bear CBBC Jun 2009 V	500,000,000	2008/11/20	2009/06/29	125.00
60481	UBS AG – Petrochina R Bear CBBC May 2009 I	300,000,000	2008/11/20	2009/05/25	75.00
60516	ABN AMRO Bank N.V. – DJIA R Bull CBBC Jun 2009 E	40,000,000	2008/11/21	2009/06/19	11.36
60517	ABN AMRO Bank N.V. – DJIA R Bear CBBC Jun 2009 F	40,000,000	2008/11/21	2009/06/19	11.28
60511	ABN AMRO Bank N.V. – Nikkei 225 R Bull CBBC Jun 2009 A	40,000,000	2008/11/21	2009/06/12	10.24
60512	ABN AMRO Bank N.V. – Nikkei 225 R Bear CBBC Jun 2009 B	40,000,000	2008/11/21	2009/06/12	14.68
60518	ABN AMRO Bank N.V. – NQ100 R Bull CBBC Jun 2009 C	40,000,000	2008/11/21	2009/06/18	15.04
60513	BNP Paribas Arbit Issu B.V. – HSI R Bear CBBC Nov 2009 F	300,000,000	2008/11/21	2009/11/27	75.00
60514	BNP Paribas Arbit Issu B.V. – HSI R Bear CBBC Nov 2009 G	300,000,000	2008/11/21	2009/11/27	75.00
60499	Deutsche Bank AG – HSI R Bull CBBC Aug 2009 P	300,000,000	2008/11/21	2009/08/28	75.00
60497	SGA Societe Generale Acceptance N.V. – HSI R Bull CBBC Jul09E	200,000,000	2008/11/21	2009/07/30	50.00
60498	SGA Societe Generale Acceptance N.V. – HSI R Bear CBBC Jun09W	200,000,000	2008/11/21	2009/06/29	50.00
60501	SGA Societe Generale Acceptance N.V. – HSI R Bear CBBC Jul09F	200,000,000	2008/11/21	2009/07/30	50.00
60500	UBS AG – CC Bank R Bear CBBC May 2009 C	200,000,000	2008/11/21	2009/05/25	50.00
60502	UBS AG – China Life R Bull CBBC May 2009 D	300,000,000	2008/11/21	2009/05/18	103.50
60505	UBS AG – CNOOC R Bull CBBC May 2009 C	200,000,000	2008/11/21	2009/05/25	50.00
60503	UBS AG – HS Bank R Bear CBBC May 2009 A	200,000,000	2008/11/21	2009/05/25	56.00
60504	UBS AG – HS Bank R Bear CBBC May 2009 B	200,000,000	2008/11/21	2009/05/25	76.00
60506	UBS AG – HSI R Bull CBBC Jul 2009 N	500,000,000	2008/11/21	2009/07/30	125.00
60515	UBS AG – HSI R Bull CBBC Jul 2009 T	500,000,000	2008/11/21	2009/07/30	125.00
60519	UBS AG – HSI R Bear CBBC Jul 2009 B	500,000,000	2008/11/21	2009/07/30	125.00
60507	UBS AG – HSI R Bear CBBC Jul 2009 M	500,000,000	2008/11/21	2009/07/30	125.00
60508	UBS AG – ICBC R Bear CBBC May 2009 C	200,000,000	2008/11/21	2009/05/18	50.00
60509	UBS AG – ICBC R Bear CBBC May 2009 D	200,000,000	2008/11/21	2009/05/18	52.00
60510	UBS AG – Petrochina R Bull CBBC May 2009 J	300,000,000	2008/11/21	2009/05/25	75.00
60522	ABN AMRO Bank N.V. – HSI R Bull CBBC Jul 2009 H	250,000,000	2008/11/24	2009/07/30	62.50
60526	ABN AMRO Bank N.V. – HSI R Bear CBBC Jul 2009 I	250,000,000	2008/11/24	2009/07/30	62.50

Main Board Callable Bull/Bear Contracts

Code	Callable Bull/Bear Contracts	No. of issue (units)	Listing date	Expiry	Amount raised (HK\$ mil.)
60523	Deutsche Bank AG – HSI R Bull CBBC Aug 2009 Q	300,000,000	2008/11/24	2009/08/28	75.00
60527	Deutsche Bank AG – HSI R Bear CBBC Aug 2009 R	300,000,000	2008/11/24	2009/08/28	78.00
60521	HK Bank – HSI R Bear CBBC Aug 2009 C	500,000,000	2008/11/24	2009/08/28	125.00
60520	UBS AG – HSI R Bull CBBC May 2009 L	500,000,000	2008/11/24	2009/05/27	125.00
60524	UBS AG – HSI R Bear CBBC May 2009 B	500,000,000	2008/11/24	2009/05/27	125.00
60566	ABN AMRO Bank N.V. – DJIA R Bull CBBC Jun 2009 G	40,000,000	2008/11/25	2009/06/19	13.36
60530	BNP Paribas Arbit Issu B.V. – Ch Mob R Bear CBBC Nov 2009 A	200,000,000	2008/11/25	2009/11/27	50.00
60557	BNP Paribas Arbit Issu B.V. – HSCEI R Bull CBBC Nov 2009 C	200,000,000	2008/11/25	2009/11/27	50.00
60558	BNP Paribas Arbit Issu B.V. – HSCEI R Bull CBBC Dec 2009 A	200,000,000	2008/11/25	2009/12/30	50.00
60561	BNP Paribas Arbit Issu B.V. – HSCEI R Bear CBBC Nov 2009 D	200,000,000	2008/11/25	2009/11/27	50.00
60528	BNP Paribas Arbit Issu B.V. – HSI R Bull CBBC Oct 2009 C	300,000,000	2008/11/25	2009/10/29	75.00
60525	BNP Paribas Arbit Issu B.V. – HSI R Bull CBBC Nov 2009 H	300,000,000	2008/11/25	2009/11/27	105.00
60529	BNP Paribas Arbit Issu B.V. – HSI R Bear CBBC Nov 2009 I	300,000,000	2008/11/25	2009/11/27	75.00
60560	BNP Paribas Arbit Issu B.V. – HSI R Bear CBBC Dec 2009 A	300,000,000	2008/11/25	2009/12/30	75.00
60555	Deutsche Bank AG – HSI R Bull CBBC Aug 2009 S	300,000,000	2008/11/25	2009/08/28	75.00
60556	Deutsche Bank AG – HSI R Bull CBBC Aug 2009 T	300,000,000	2008/11/25	2009/08/28	76.50
60559	Deutsche Bank AG – HSI R Bear CBBC Aug 2009 U	300,000,000	2008/11/25	2009/08/28	78.00
60562	KBC Fin Products Int'l Ltd. – CC Bank R Bear CBBC May 2009 A	400,000,000	2008/11/25	2009/05/15	100.00
60563	KBC Fin Products Int'l Ltd. – China Life R Bear CBBC Apr 09A	278,000,000	2008/11/25	2009/04/01	97.30
60541	KBC Fin Products Int'l Ltd. – HKEx R Bull CBBC May 2009 A	400,000,000	2008/11/25	2009/05/04	100.00
60545	KBC Fin Products Int'l Ltd. – HKEx R Bear CBBC May 2009 B	400,000,000	2008/11/25	2009/05/04	100.00
60564	KBC Fin Products Int'l Ltd. – HSI R Bear CBBC Apr 2009 R	400,000,000	2008/11/25	2009/04/29	100.00
60565	KBC Fin Products Int'l Ltd. – HSI R Bear CBBC Apr 2009 S	400,000,000	2008/11/25	2009/04/29	100.00
60533	SGA Societe Generale Acceptance N.V. – A50 R Bull CBBC May09F	200,000,000	2008/11/25	2009/05/27	74.00
60534	SGA Societe Generale Acceptance N.V. – A50 R Bull CBBC May09G	200,000,000	2008/11/25	2009/05/27	62.00
60535	SGA Societe Generale Acceptance N.V. – A50 R Bull CBBC May09H	200,000,000	2008/11/25	2009/05/27	52.00
60531	SGA Societe Generale Acceptance N.V. – HKEx R Bull CBBC Jul09A	200,000,000	2008/11/25	2009/07/27	50.00
60532	SGA Societe Generale Acceptance N.V. – HKEx R Bull CBBC Jul09B	200,000,000	2008/11/25	2009/07/27	50.00
60536	SGA Societe Generale Acceptance N.V. – HKEx R Bear CBBC Jul09C	200,000,000	2008/11/25	2009/07/27	50.00
60537	SGA Societe Generale Acceptance N.V. – HKEx R Bear CBBC Jul09D	200,000,000	2008/11/25	2009/07/27	50.00
60542	SGA Societe Generale Acceptance N.V. – HSI R Bear CBBC Apr09W	200,000,000	2008/11/25	2009/04/29	50.00
60543	SGA Societe Generale Acceptance N.V. – HSI R Bear CBBC Jun09X	200,000,000	2008/11/25	2009/06/29	50.00
60553	UBS AG – BOC HK R Bull CBBC Apr 2009 C	200,000,000	2008/11/25	2009/04/20	50.00
60554	UBS AG – CM Bank R Bear CBBC May 2009 J	200,000,000	2008/11/25	2009/05/25	97.00
60538	UBS AG – CNOOC R Bear CBBC May 2009 D	200,000,000	2008/11/25	2009/05/25	50.00
60539	UBS AG – HKEx R Bear CBBC Jun 2009 N	200,000,000	2008/11/25	2009/06/22	50.00
60540	UBS AG – HSBC R Bear CBBC May 2009 D	300,000,000	2008/11/25	2009/05/25	75.00
60546	UBS AG – HSCEI R Bull CBBC Apr 2009 I	500,000,000	2008/11/25	2009/04/29	125.00
60547	UBS AG – HSCEI R Bear CBBC May 2009 U	500,000,000	2008/11/25	2009/05/27	125.00
60544	UBS AG – HSI R Bull CBBC Jun 2009 W	500,000,000	2008/11/25	2009/06/29	125.00
60548	UBS AG – HSI R Bear CBBC Jun 2009 A	500,000,000	2008/11/25	2009/06/29	125.00
60549	UBS AG – HSI R Bear CBBC Jun 2009 E	500,000,000	2008/11/25	2009/06/29	125.00
60550	UBS AG – HSI R Bear CBBC Jun 2009 F	500,000,000	2008/11/25	2009/06/29	125.00
60551	UBS AG – HSI R Bear CBBC Jun 2009 Y	500,000,000	2008/11/25	2009/06/29	125.00
60552	UBS AG – HSI R Bear CBBC Jul 2009 C	500,000,000	2008/11/25	2009/07/30	125.00

Main Board Callable Bull/Bear Contracts

Code	Callable Bull/Bear Contracts	No. of issue (units)	Listing date	Expiry	Amount raised (HK\$ mil.)
60589	ABN AMRO Bank N.V. – HKEx R Bull CBBC Jun 2009 B	150,000,000	2008/11/26	2009/06/16	37.95
60587	ABN AMRO Bank N.V. – HSI R Bear CBBC Jul 2009 J	250,000,000	2008/11/26	2009/07/30	63.25
60588	ABN AMRO Bank N.V. – HSI R Bear CBBC Jul 2009 K	250,000,000	2008/11/26	2009/07/30	62.75
60579	BNP Paribas Arbit Issu B.V. – Petrochina R Bull CBBC Jul 09A	200,000,000	2008/11/26	2009/07/27	50.00
60583	BNP Paribas Arbit Issu B.V. – Petrochina R Bear CBBC Jul 09B	200,000,000	2008/11/26	2009/07/27	50.00
60595	KBC Fin Products Int'l Ltd. – HSBC R Bear CBBC May 2009 B	400,000,000	2008/11/26	2009/05/08	100.00
60590	KBC Fin Products Int'l Ltd. – HSI R Bull CBBC Apr 2009 T	400,000,000	2008/11/26	2009/04/29	100.00
60591	KBC Fin Products Int'l Ltd. – HSI R Bull CBBC Jun 2009 F	328,000,000	2008/11/26	2009/06/29	98.40
60592	KBC Fin Products Int'l Ltd. – HSI R Bear CBBC May 2009 Q	400,000,000	2008/11/26	2009/05/27	100.00
60593	KBC Fin Products Int'l Ltd. – HSI R Bear CBBC May 2009 R	400,000,000	2008/11/26	2009/05/27	100.00
60594	KBC Fin Products Int'l Ltd. – HSI R Bear CBBC May 2009 S	400,000,000	2008/11/26	2009/05/27	100.00
60568	SGA Societe Generale Acceptance N.V. – CTel R Bull CBBC Jun09A	100,000,000	2008/11/26	2009/06/30	25.00
60569	SGA Societe Generale Acceptance N.V. – CTel R Bull CBBC Jun09B	100,000,000	2008/11/26	2009/06/30	25.00
60572	SGA Societe Generale Acceptance N.V. – CTel R Bear CBBC Jun09C	100,000,000	2008/11/26	2009/06/30	25.00
60573	SGA Societe Generale Acceptance N.V. – CTel R Bear CBBC Jun09D	100,000,000	2008/11/26	2009/06/30	25.00
60567	SGA Societe Generale Acceptance N.V. – CCB R Bear CBBC Jul09A	200,000,000	2008/11/26	2009/07/28	50.00
60570	SGA Societe Generale Acceptance N.V. – CNOOC R Bull CBBC Jul09H	100,000,000	2008/11/26	2009/07/24	25.00
60574	SGA Societe Generale Acceptance N.V. – CNOOC R Bear CBBC Jul09I	100,000,000	2008/11/26	2009/07/24	25.00
60576	SGA Societe Generale Acceptance N.V. – HSI R Bull CBBC Jun09Y	200,000,000	2008/11/26	2009/06/29	56.00
60577	SGA Societe Generale Acceptance N.V. – HSI R Bull CBBC Jul09G	200,000,000	2008/11/26	2009/07/30	50.00
60578	SGA Societe Generale Acceptance N.V. – HSI R Bull CBBC Jul09H	200,000,000	2008/11/26	2009/07/30	50.00
60580	SGA Societe Generale Acceptance N.V. – HSI R Bear CBBC Jun09Z	200,000,000	2008/11/26	2009/06/29	50.00
60571	SGA Societe Generale Acceptance N.V. – PetCh R Bull CBBC Jul09H	200,000,000	2008/11/26	2009/07/27	50.00
60575	SGA Societe Generale Acceptance N.V. – PetCh R Bear CBBC Jul09I	200,000,000	2008/11/26	2009/07/27	50.00
60581	UBS AG – CC Bank R Bear CBBC May 2009 D	200,000,000	2008/11/26	2009/05/25	50.00
60582	UBS AG – China Life R Bear CBBC May 2009 E	300,000,000	2008/11/26	2009/05/18	102.00
60584	UBS AG – China Life R Bear CBBC Jul 2009 B	300,000,000	2008/11/26	2009/07/27	75.00
60585	UBS AG – HS Bank R Bear CBBC May 2009 C	200,000,000	2008/11/26	2009/05/25	50.00
60586	UBS AG – ICBC R Bear CBBC May 2009 E	200,000,000	2008/11/26	2009/05/18	50.00
60635	ABN AMRO Bank N.V. – HSI R Bull CBBC Jul 2009 L	250,000,000	2008/11/27	2009/07/30	87.75
60636	ABN AMRO Bank N.V. – HSI R Bull CBBC Jul 2009 M	250,000,000	2008/11/27	2009/07/30	62.75
60639	ABN AMRO Bank N.V. – HSI R Bear CBBC Jul 2009 N	250,000,000	2008/11/27	2009/07/30	63.25
60640	ABN AMRO Bank N.V. – HSI R Bear CBBC Jul 2009 O	250,000,000	2008/11/27	2009/07/30	96.00
60597	BNP Paribas Arbit Issu B.V. – HSI R Bull CBBC Dec 2009 B	300,000,000	2008/11/27	2009/12/30	75.00
60630	BNP Paribas Arbit Issu B.V. – HSI R Bull CBBC Dec 2009 D	300,000,000	2008/11/27	2009/12/30	75.00
60601	BNP Paribas Arbit Issu B.V. – HSI R Bear CBBC Dec 2009 C	300,000,000	2008/11/27	2009/12/30	75.00
60634	BNP Paribas Arbit Issu B.V. – HSI R Bear CBBC Dec 2009 E	300,000,000	2008/11/27	2009/12/30	75.00
60637	Deutsche Bank AG – HSI R Bull CBBC Aug 2009 C	300,000,000	2008/11/27	2009/08/28	75.00
60616	Deutsche Bank AG – HSI R Bull CBBC Aug 2009 V	300,000,000	2008/11/27	2009/08/28	84.00
60617	Deutsche Bank AG – HSI R Bull CBBC Aug 2009 W	300,000,000	2008/11/27	2009/08/28	111.00
60618	Deutsche Bank AG – HSI R Bull CBBC Aug 2009 X	300,000,000	2008/11/27	2009/08/28	81.00
60622	Deutsche Bank AG – HSI R Bear CBBC Jul 2009 C	300,000,000	2008/11/27	2009/07/30	90.00
60625	Deutsche Bank AG – HSI R Bear CBBC Jul 2009 Z	300,000,000	2008/11/27	2009/07/30	120.00
60626	Deutsche Bank AG – HSI R Bear CBBC Aug 2009 Y	300,000,000	2008/11/27	2009/08/28	78.00
60627	Deutsche Bank AG – HSI R Bear CBBC Aug 2009 Z	300,000,000	2008/11/27	2009/08/28	75.00

Main Board Callable Bull/Bear Contracts

Code	Callable Bull/Bear Contracts	No. of issue (units)	Listing date	Expiry	Amount raised (HK\$ mil.)
60604	HK Bank – HSI R Bull CBBC Aug 2009 D	500,000,000	2008/11/27	2009/08/28	125.00
60608	HK Bank – HSI R Bear CBBC Aug 2009 E	500,000,000	2008/11/27	2009/08/28	125.00
60620	KBC Fin Products Int'l Ltd. – HSI R Bull CBBC Apr 2009 U	268,000,000	2008/11/27	2009/04/29	99.16
60621	KBC Fin Products Int'l Ltd. – HSI R Bull CBBC Apr 2009 V	400,000,000	2008/11/27	2009/04/29	100.00
60619	KBC Fin Products Int'l Ltd. – HSI R Bull CBBC May 2009 T	298,000,000	2008/11/27	2009/05/27	98.34
60623	KBC Fin Products Int'l Ltd. – HSI R Bear CBBC May 2009 U	400,000,000	2008/11/27	2009/05/27	100.00
60624	KBC Fin Products Int'l Ltd. – HSI R Bear CBBC May 2009 V	400,000,000	2008/11/27	2009/05/27	100.00
60631	KBC Fin Products Int'l Ltd. – ICBC R Bear CBBC May 2009 A	400,000,000	2008/11/27	2009/05/04	100.00
60596	CC Rabobank B.A. – HSI R Bull CBBC Jul 2009 D	108,000,000	2008/11/27	2009/07/30	27.00
60600	CC Rabobank B.A. – HSI R Bear CBBC Jul 2009 E	108,000,000	2008/11/27	2009/07/30	27.00
60598	SGA Societe Generale Acceptance N.V – CP&CC R Bull CBBC Jun09A	150,000,000	2008/11/27	2009/06/30	37.50
60599	SGA Societe Generale Acceptance N.V – CP&CC R Bull CBBC Jun09B	150,000,000	2008/11/27	2009/06/30	37.50
60602	SGA Societe Generale Acceptance N.V – CP&CC R Bear CBBC Jun09C	150,000,000	2008/11/27	2009/06/30	37.50
60603	SGA Societe Generale Acceptance N.V – CP&CC R Bear CBBC Jun09D	150,000,000	2008/11/27	2009/06/30	37.50
60613	SGA Societe Generale Acceptance N.V. – HSI R Bear CBBC May09X	100,000,000	2008/11/27	2009/05/27	25.00
60614	SGA Societe Generale Acceptance N.V. – HSI R Bear CBBC May09Y	100,000,000	2008/11/27	2009/05/27	32.00
60615	SGA Societe Generale Acceptance N.V. – HSI R Bear CBBC Jun09F	200,000,000	2008/11/27	2009/06/29	50.00
60612	UBS AG – China Life R Bear CBBC May 2009 F	300,000,000	2008/11/27	2009/05/18	75.00
60605	UBS AG – HSCEI R Bull CBBC May 2009 V	500,000,000	2008/11/27	2009/05/27	125.00
60628	UBS AG – HSCEI R Bull CBBC May 2009 X	500,000,000	2008/11/27	2009/05/27	125.00
60609	UBS AG – HSCEI R Bear CBBC May 2009 W	500,000,000	2008/11/27	2009/05/27	125.00
60632	UBS AG – HSCEI R Bear CBBC May 2009 Y	500,000,000	2008/11/27	2009/05/27	125.00
60629	UBS AG – HSI R Bull CBBC Jun 2009 C	500,000,000	2008/11/27	2009/06/29	125.00
60606	UBS AG – HSI R Bull CBBC Jul 2009 D	500,000,000	2008/11/27	2009/07/30	125.00
60607	UBS AG – HSI R Bull CBBC Jul 2009 V	500,000,000	2008/11/27	2009/07/30	125.00
60633	UBS AG – HSI R Bear CBBC Jun 2009 R	500,000,000	2008/11/27	2009/06/29	125.00
60610	UBS AG – HSI R Bear CBBC Jul 2009 W	500,000,000	2008/11/27	2009/07/30	125.00
60611	UBS AG – HSI R Bear CBBC Jul 2009 X	500,000,000	2008/11/27	2009/07/30	125.00
60655	ABN AMRO Bank N.V. – HSBC R Bull CBBC Jun 2009 B	150,000,000	2008/11/28	2009/06/16	37.95
60649	BNP Paribas Arbit Issu B.V. – Ch Mob R Bull CBBC Sep 2009 C	200,000,000	2008/11/28	2009/09/29	50.00
60653	BNP Paribas Arbit Issu B.V. – Ch Mob R Bear CBBC Sep 2009 D	200,000,000	2008/11/28	2009/09/29	50.00
60648	BNP Paribas Arbit Issu B.V. – Ch Life R Bull CBBC Dec 2009 A	200,000,000	2008/11/28	2009/12/30	116.00
60652	BNP Paribas Arbit Issu B.V. – China Life R Bear CBBC Dec 09B	200,000,000	2008/11/28	2009/12/30	130.00
60650	BNP Paribas Arbit Issu B.V. – HSBC R Bull CBBC Sep 2009 A	200,000,000	2008/11/28	2009/09/29	50.00
60654	BNP Paribas Arbit Issu B.V. – HSBC R Bear CBBC Sep 2009 B	200,000,000	2008/11/28	2009/09/29	70.00
60651	BNP Paribas Arbit Issu B.V. – HSBC R Bear CBBC Oct 2009 A	200,000,000	2008/11/28	2009/10/29	50.00
60638	Deutsche Bank AG – HSI R Bull CBBC Aug 2009 D	300,000,000	2008/11/28	2009/08/28	75.00
60656	KBC Fin Products Int'l Ltd. – CC Bank R Bull CBBC Apr 2009 B	400,000,000	2008/11/28	2009/04/15	100.00
60657	KBC Fin Products Int'l Ltd. – CC Bank R Bear CBBC Mar 2009 A	400,000,000	2008/11/28	2009/03/10	100.00
60660	KBC Fin Products Int'l Ltd. – HKEx R Bear CBBC Jun 2009 A	338,000,000	2008/11/28	2009/06/08	98.02
60658	KBC Fin Products Int'l Ltd. – HSBC R Bull CBBC Jun 2009 A	400,000,000	2008/11/28	2009/06/01	100.00
60659	KBC Fin Products Int'l Ltd. – HSBC R Bear CBBC May 2009 C	400,000,000	2008/11/28	2009/05/04	100.00
60661	KBC Fin Products Int'l Ltd. – HSI R Bull CBBC Jun 2009 G	338,000,000	2008/11/28	2009/06/29	98.02
60662	KBC Fin Products Int'l Ltd. – HSI R Bull CBBC Jun 2009 H	400,000,000	2008/11/28	2009/06/29	100.00
60643	UBS AG – CM Bank R Bear CBBC May 2009 K	200,000,000	2008/11/28	2009/05/25	69.00

Main Board Callable Bull/Bear Contracts

Code	Callable Bull/Bear Contracts	No. of issue (units)	Listing date	Expiry	Amount raised (HK\$ mil.)
60644	UBS AG – CNOOC R Bear CBBC May 2009 E	200,000,000	2008/11/28	2009/05/25	50.00
60642	UBS AG – HKEx R Bull CBBC Jun 2009 O	300,000,000	2008/11/28	2009/06/22	93.00
60646	UBS AG – HKEx R Bear CBBC Jun 2009 P	300,000,000	2008/11/28	2009/06/22	75.00
60641	UBS AG – HSI R Bull CBBC Jul 2009 A	500,000,000	2008/11/28	2009/07/30	125.00
60647	UBS AG – HSI R Bear CBBC Jul 2009 U	500,000,000	2008/11/28	2009/07/30	125.00
60645	UBS AG – ICBC R Bear CBBC May 2009 F	200,000,000	2008/11/28	2009/05/18	50.00
60676	BNP Paribas Arbit Issu B.V. – A50 R Bear CBBC Oct 2009 A	200,000,000	2008/12/01	2009/10/29	56.00
60677	BNP Paribas Arbit Issu B.V. – A50 R Bear CBBC Oct 2009 B	200,000,000	2008/12/01	2009/10/29	66.00
60682	Deutsche Bank AG – CC Bank R Bull CBBC Jul 2009 A	150,000,000	2008/12/01	2009/07/27	37.50
60686	Deutsche Bank AG – CC Bank R Bear CBBC Jul 2009 B	150,000,000	2008/12/01	2009/07/27	43.50
60683	Deutsche Bank AG – China Life R Bull CBBC Aug 2009 A	150,000,000	2008/12/01	2009/08/10	67.50
60687	Deutsche Bank AG – China Life R Bear CBBC Aug 2009 B	150,000,000	2008/12/01	2009/08/10	69.00
60680	Deutsche Bank AG – A50 China R Bull CBBC Jun 2009 A	150,000,000	2008/12/01	2009/06/22	42.00
60681	Deutsche Bank AG – A50 China R Bear CBBC Jun 2009 B	150,000,000	2008/12/01	2009/06/22	43.50
60684	Deutsche Bank AG – HKEx R Bull CBBC Jun 2009 A	150,000,000	2008/12/01	2009/06/22	37.50
60688	Deutsche Bank AG – HKEx R Bear CBBC Jun 2009 B	150,000,000	2008/12/01	2009/06/22	45.00
60678	Deutsche Bank AG – HSI R Bull CBBC Aug 2009 E	300,000,000	2008/12/01	2009/08/28	75.00
60679	Deutsche Bank AG – HSI R Bear CBBC Aug 2009 F	300,000,000	2008/12/01	2009/08/28	81.00
60685	Deutsche Bank AG – Petrochina R Bull CBBC Jun 2009 A	150,000,000	2008/12/01	2009/06/22	37.50
60689	Deutsche Bank AG – Petrochina R Bear CBBC Jun 2009 B	150,000,000	2008/12/01	2009/06/22	45.00
60663	SGA Societe Generale Acceptance N.V. – BOCL R Bull CBBC Jul09A	200,000,000	2008/12/01	2009/07/27	50.00
60667	SGA Societe Generale Acceptance N.V. – BOCL R Bear CBBC Jul09B	200,000,000	2008/12/01	2009/07/27	50.00
60664	SGA Societe Generale Acceptance N.V. – CCCCL R Bull CBBC Jul09A	100,000,000	2008/12/01	2009/07/27	27.00
60668	SGA Societe Generale Acceptance N.V. – CCCCL R Bear CBBC Jul09B	100,000,000	2008/12/01	2009/07/27	26.00
60665	SGA Societe Generale Acceptance N.V. – CMB R Bull CBBC Jul09A	100,000,000	2008/12/01	2009/07/27	47.00
60669	SGA Societe Generale Acceptance N.V. – CMB R Bear CBBC Jul09B	100,000,000	2008/12/01	2009/07/27	41.00
60672	SGA Societe Generale Acceptance N.V. – HSI R Bull CBBC May09W	100,000,000	2008/12/01	2009/05/27	25.00
60673	SGA Societe Generale Acceptance N.V. – HSI R Bull CBBC Jun09G	200,000,000	2008/12/01	2009/06/29	50.00
60674	SGA Societe Generale Acceptance N.V. – HSI R Bull CBBC Aug09A	200,000,000	2008/12/01	2009/08/28	50.00
60666	SGA Societe Generale Acceptance N.V. – HWL R Bull CBBC Jul09A	100,000,000	2008/12/01	2009/07/27	25.00
60670	SGA Societe Generale Acceptance N.V. – HWL R Bear CBBC Jul09B	100,000,000	2008/12/01	2009/07/27	25.00
60671	SGA Societe Generale Acceptance N.V. – SHK P R Bull CBBC Jul09A	100,000,000	2008/12/01	2009/07/27	25.00
60675	SGA Societe Generale Acceptance N.V. – SHK P R Bear CBBC Jul09B	100,000,000	2008/12/01	2009/07/27	25.00
60498#	SGA Societe Generale Acceptance N.V. – HSI R Bear CBBC Jun09W	200,000,000	2008/12/01	2009/06/29	28.00
60713	Deutsche Bank AG – CC Bank R Bull CBBC Jul 2009 C	150,000,000	2008/12/02	2009/07/27	42.00
60717	Deutsche Bank AG – CC Bank R Bear CBBC Jul 2009 D	150,000,000	2008/12/02	2009/07/27	37.50
60703	Deutsche Bank AG – China Life R Bull CBBC Aug 2009 C	150,000,000	2008/12/02	2009/08/10	61.50
60707	Deutsche Bank AG – China Life R Bear CBBC Aug 2009 D	150,000,000	2008/12/02	2009/08/10	45.00
60705	Deutsche Bank AG – A50 China R Bull CBBC Jun 2009 C	150,000,000	2008/12/02	2009/06/22	39.00
60709	Deutsche Bank AG – A50 China R Bear CBBC Jun 2009 D	150,000,000	2008/12/02	2009/06/22	37.50
60704	Deutsche Bank AG – HKEx R Bull CBBC Jun 2009 C	150,000,000	2008/12/02	2009/06/22	37.50
60708	Deutsche Bank AG – HKEx R Bear CBBC Jun 2009 D	150,000,000	2008/12/02	2009/06/22	39.00
60706	Deutsche Bank AG – Petrochina R Bull CBBC Jun 2009 C	150,000,000	2008/12/02	2009/06/22	37.50
60710	Deutsche Bank AG – Petrochina R Bear CBBC Jun 2009 D	150,000,000	2008/12/02	2009/06/22	52.50
60690	HK Bank – HSI R Bull CBBC Aug 2009 F	500,000,000	2008/12/02	2009/08/28	125.00

Main Board Callable Bull/Bear Contracts

Code	Callable Bull/Bear Contracts	No. of issue (units)	Listing date	Expiry	Amount raised (HK\$ mil.)
60714	KBC Fin Products Int'l Ltd. – BOCL R Bull CBBC Jul 2009 A	180,000,000	2008/12/02	2009/07/15	99.00
60716	KBC Fin Products Int'l Ltd. – China Life R Bear CBBC May 09A	158,000,000	2008/12/02	2009/05/11	97.96
60718	KBC Fin Products Int'l Ltd. – HKEx R Bear CBBC May 2009 C	400,000,000	2008/12/02	2009/05/20	100.00
60698	CC Rabobank B.A. – China Mobile R Bull CBBC Aug 2009 A	88,000,000	2008/12/02	2009/08/18	22.00
60701	CC Rabobank B.A. – China Mobile R Bear CBBC Aug 2009 B	88,000,000	2008/12/02	2009/08/18	22.00
60696	CC Rabobank B.A. – A50 China R Bull CBBC Jun 2009 A	88,000,000	2008/12/02	2009/06/29	22.00
60700	CC Rabobank B.A. – A50 China R Bear CBBC Jun 2009 B	88,000,000	2008/12/02	2009/06/29	22.00
60699	CC Rabobank B.A. – HSBC R Bull CBBC Jul 2009 A	88,000,000	2008/12/02	2009/07/28	22.00
60702	CC Rabobank B.A. – HSBC R Bear CBBC Jul 2009 B	88,000,000	2008/12/02	2009/07/28	22.00
60691	SGA Societe Generale Acceptance N.V. – HSI R Bull CBBC Aug09B	200,000,000	2008/12/02	2009/08/28	50.00
60692	SGA Societe Generale Acceptance N.V. – HSI R Bull CBBC Aug09C	200,000,000	2008/12/02	2009/08/28	50.00
60695	SGA Societe Generale Acceptance N.V. – HSI R Bear CBBC Aug09D	200,000,000	2008/12/02	2009/08/28	50.00
60694	UBS AG – China Life R Bull CBBC May 2009 G	300,000,000	2008/12/02	2009/05/18	75.00
60693	UBS AG – HSCEI R Bull CBBC May 2009 Z	500,000,000	2008/12/02	2009/05/27	125.00
60697	UBS AG – HSCEI R Bear CBBC May 2009 A	500,000,000	2008/12/02	2009/05/27	125.00
60711	UBS AG – HSI R Bull CBBC Jun 2009 T	500,000,000	2008/12/02	2009/06/29	125.00
60715	UBS AG – HSI R Bear CBBC Jun 2009 S	500,000,000	2008/12/02	2009/06/29	125.00
60712	UBS AG – Petrochina R Bull CBBC May 2009 K	300,000,000	2008/12/02	2009/05/25	75.00
60459#	SGA Societe Generale Acceptance N.V. – HSI R Bear CBBC Jun09V	200,000,000	2008/12/02	2009/06/29	27.80
60721	BNP Paribas Arbit Issu B.V. – HSI R Bull CBBC Aug 2009 T	300,000,000	2008/12/03	2009/08/28	75.00
60722	Deutsche Bank AG – HSI R Bull CBBC Sep 2009 A	300,000,000	2008/12/03	2009/09/29	117.00
60723	Deutsche Bank AG – HSI R Bull CBBC Sep 2009 B	300,000,000	2008/12/03	2009/09/29	84.00
60725	Deutsche Bank AG – HSI R Bull CBBC Sep 2009 C	300,000,000	2008/12/03	2009/09/29	75.00
60726	KBC Fin Products Int'l Ltd. – China Life R Bull CBBC Mar 09D	288,000,000	2008/12/03	2009/03/18	97.92
60734	KBC Fin Products Int'l Ltd. – HSI R Bull CBBC Jun 2009 I	400,000,000	2008/12/03	2009/06/29	100.00
60732	KBC Fin Products Int'l Ltd. – HSI R Bear CBBC May 2009 W	338,000,000	2008/12/03	2009/05/27	98.02
60733	KBC Fin Products Int'l Ltd. – HSI R Bear CBBC May 2009 X	368,000,000	2008/12/03	2009/05/27	99.36
60728	KBC Fin Products Int'l Ltd. – Hutchison R Bull CBBC Jun 09A	400,000,000	2008/12/03	2009/06/08	100.00
60730	KBC Fin Products Int'l Ltd. – Hutchison R Bear CBBC Apr 09A	400,000,000	2008/12/03	2009/04/01	100.00
60727	KBC Fin Products Int'l Ltd. – ICBC R Bull CBBC May 2009 B	400,000,000	2008/12/03	2009/05/08	100.00
60729	KBC Fin Products Int'l Ltd. – SHK Ppt R Bull CBBC Apr 2009 A	348,000,000	2008/12/03	2009/04/15	97.44
60731	KBC Fin Products Int'l Ltd. – SHK Ppt R Bear CBBC Jun 2009 A	400,000,000	2008/12/03	2009/06/18	100.00
60719	UBS AG – CNOOC R Bull CBBC May 2009 F	200,000,000	2008/12/03	2009/05/25	50.00
60720	UBS AG – HSI R Bull CBBC Jun 2009 W	500,000,000	2008/12/03	2009/06/29	125.00
60724	UBS AG – HSI R Bear CBBC Jun 2009 A	500,000,000	2008/12/03	2009/06/29	125.00
60408#	SGA Societe Generale Acceptance N.V. – HSI R Bear CBBC Jul09C	200,000,000	2008/12/03	2009/07/30	28.60
60762	BNP Paribas Arbit Issu B.V. – HSI R Bull CBBC Dec 2009 F	300,000,000	2008/12/04	2009/12/30	75.00
60766	BNP Paribas Arbit Issu B.V. – HSI R Bear CBBC Dec 2009 G	300,000,000	2008/12/04	2009/12/30	75.00
60738	Deutsche Bank AG – CC Bank R Bull CBBC Jul 2009 E	150,000,000	2008/12/04	2009/07/27	37.50
60742	Deutsche Bank AG – CC Bank R Bear CBBC Jul 2009 F	150,000,000	2008/12/04	2009/07/27	40.50
60739	Deutsche Bank AG – China Life R Bull CBBC Aug 2009 E	150,000,000	2008/12/04	2009/08/10	66.00
60743	Deutsche Bank AG – China Life R Bear CBBC Aug 2009 F	150,000,000	2008/12/04	2009/08/10	52.50
60740	Deutsche Bank AG – HKEx R Bull CBBC Jun 2009 E	150,000,000	2008/12/04	2009/06/22	37.50
60744	Deutsche Bank AG – HKEx R Bear CBBC Jun 2009 F	150,000,000	2008/12/04	2009/06/22	39.00
60741	Deutsche Bank AG – HSI R Bull CBBC Sep 2009 D	300,000,000	2008/12/04	2009/09/29	105.00

Main Board Callable Bull/Bear Contracts

Code	Callable Bull/Bear Contracts	No. of issue (units)	Listing date	Expiry	Amount raised (HK\$ mil.)
60747	Deutsche Bank AG – HSI R Bear CBBC Sep 2009 E	300,000,000	2008/12/04	2009/09/29	120.00
60763	Deutsche Bank AG – HSI R Bear CBBC Sep 2009 F	300,000,000	2008/12/04	2009/09/29	75.00
60764	Deutsche Bank AG – HSI R Bear CBBC Sep 2009 G	300,000,000	2008/12/04	2009/09/29	90.00
60769	KBC Fin Products Int'l Ltd. – HSI R Bull CBBC Apr 2009 Y	400,000,000	2008/12/04	2009/04/29	100.00
60765	KBC Fin Products Int'l Ltd. – HSI R Bear CBBC Apr 2009 W	400,000,000	2008/12/04	2009/04/29	100.00
60767	KBC Fin Products Int'l Ltd. – HSI R Bear CBBC Apr 2009 X	400,000,000	2008/12/04	2009/04/29	100.00
60735	SGA Societe Generale Acceptance N.V. – HSI R Bull CBBC Jul09I	200,000,000	2008/12/04	2009/07/30	50.00
60736	SGA Societe Generale Acceptance N.V. – HSI R Bull CBBC Jul09J	200,000,000	2008/12/04	2009/07/30	50.00
60737	SGA Societe Generale Acceptance N.V. – HSI R Bull CBBC Jul09K	200,000,000	2008/12/04	2009/07/30	50.00
60745	UBS AG – China Mobile R Bull CBBC May 2009 J	300,000,000	2008/12/04	2009/05/25	75.00
60746	UBS AG – HS Bank R Bull CBBC Jun 2009 E	200,000,000	2008/12/04	2009/06/22	50.00
60748	UBS AG – HSCEI R Bull CBBC May 2009 B	500,000,000	2008/12/04	2009/05/27	125.00
60749	UBS AG – HSCEI R Bull CBBC May 2009 C	500,000,000	2008/12/04	2009/05/27	125.00
60757	UBS AG – HSCEI R Bear CBBC May 2009 D	500,000,000	2008/12/04	2009/05/27	125.00
60758	UBS AG – HSCEI R Bear CBBC May 2009 I	500,000,000	2008/12/04	2009/05/27	125.00
60750	UBS AG – HSI R Bull CBBC Jun 2009 E	500,000,000	2008/12/04	2009/06/29	125.00
60751	UBS AG – HSI R Bull CBBC Jul 2009 B	500,000,000	2008/12/04	2009/07/30	125.00
60752	UBS AG – HSI R Bull CBBC Jul 2009 C	500,000,000	2008/12/04	2009/07/30	125.00
60753	UBS AG – HSI R Bull CBBC Jul 2009 H	500,000,000	2008/12/04	2009/07/30	125.00
60754	UBS AG – HSI R Bull CBBC Jul 2009 I	500,000,000	2008/12/04	2009/07/30	125.00
60755	UBS AG – HSI R Bull CBBC Jul 2009 J	500,000,000	2008/12/04	2009/07/30	125.00
60756	UBS AG – HSI R Bull CBBC Jul 2009 L	500,000,000	2008/12/04	2009/07/30	125.00
60759	UBS AG – HSI R Bear CBBC Jul 2009 M	500,000,000	2008/12/04	2009/07/30	125.00
60760	UBS AG – HSI R Bear CBBC Jul 2009 N	500,000,000	2008/12/04	2009/07/30	125.00
60761	UBS AG – HSI R Bear CBBC Jul 2009 T	500,000,000	2008/12/04	2009/07/30	125.00
60775	ABN AMRO Bank N.V. – HSI R Bull CBBC Jul 2009 P	250,000,000	2008/12/05	2009/07/30	63.00
60776	Deutsche Bank AG – HSI R Bull CBBC Sep 2009 H	300,000,000	2008/12/05	2009/09/29	90.00
60777	Deutsche Bank AG – HSI R Bull CBBC Sep 2009 I	300,000,000	2008/12/05	2009/09/29	99.00
60778	Deutsche Bank AG – HSI R Bull CBBC Sep 2009 J	300,000,000	2008/12/05	2009/09/29	75.00
60779	KBC Fin Products Int'l Ltd. – HSI R Bull CBBC May 2009 Y	400,000,000	2008/12/05	2009/05/27	100.00
60780	KBC Fin Products Int'l Ltd. – HSI R Bull CBBC Jun 2009 J	400,000,000	2008/12/05	2009/06/29	100.00
60773	SGA Societe Generale Acceptance N.V. – CCB R Bear CBBC Jul09B	200,000,000	2008/12/05	2009/07/28	50.00
60774	SGA Societe Generale Acceptance N.V. – CP&CC R Bear CBBC Jun09E	150,000,000	2008/12/05	2009/06/30	37.50
60770	SGA Societe Generale Acceptance N.V. – HSI R Bull CBBC Jun09H	100,000,000	2008/12/05	2009/06/29	25.00
60768	SGA Societe Generale Acceptance N.V. – HSI R Bull CBBC Aug09E	200,000,000	2008/12/05	2009/08/28	50.00
60771	SGA Societe Generale Acceptance N.V. – HSI R Bear CBBC May09E	100,000,000	2008/12/05	2009/05/27	25.00
60772	SGA Societe Generale Acceptance N.V. – HSI R Bear CBBC Aug09F	200,000,000	2008/12/05	2009/08/28	50.00
60795	BNP Paribas Arbit Issu B.V. – HSI R Bull CBBC Oct 2009 D	300,000,000	2008/12/08	2009/10/29	75.00
60799	BNP Paribas Arbit Issu B.V. – HSI R Bear CBBC Oct 2009 E	300,000,000	2008/12/08	2009/10/29	75.00
60797	BNP Paribas Arbit Issu B.V. – HSI R Bear CBBC Nov 2009 J	500,000,000	2008/12/08	2009/11/27	125.00
60821	Deutsche Bank AG – China Mobile R Bull CBBC Jul 2009 A	150,000,000	2008/12/08	2009/07/20	39.00
60825	Deutsche Bank AG – China Mobile R Bear CBBC Jul 2009 B	150,000,000	2008/12/08	2009/07/20	40.50
60800	Deutsche Bank AG – CNOOC R Bull CBBC Jun 2009 A	150,000,000	2008/12/08	2009/06/29	39.00
60804	Deutsche Bank AG – CNOOC R Bear CBBC Jun 2009 B	150,000,000	2008/12/08	2009/06/29	43.50
60798	Deutsche Bank AG – Sinopec Corp R Bull CBBC Aug 2009 A	150,000,000	2008/12/08	2009/08/03	37.50

Main Board Callable Bull/Bear Contracts

Code	Callable Bull/Bear Contracts	No. of issue (units)	Listing date	Expiry	Amount raised (HK\$ mil.)
60803	Deutsche Bank AG – Sinopec Corp R Bear CBBC Aug 2009 B	150,000,000	2008/12/08	2009/08/03	42.00
60801	Deutsche Bank AG – HKEx R Bull CBBC Jul 2009 A	150,000,000	2008/12/08	2009/07/06	39.00
60805	Deutsche Bank AG – HKEx R Bear CBBC Jul 2009 B	150,000,000	2008/12/08	2009/07/06	37.50
60793	Deutsche Bank AG – HSI R Bull CBBC Aug 2009 J	300,000,000	2008/12/08	2009/08/28	81.00
60794	Deutsche Bank AG – HSI R Bull CBBC Aug 2009 K	300,000,000	2008/12/08	2009/08/28	75.00
60792	Deutsche Bank AG – HSI R Bull CBBC Sep 2009 K	300,000,000	2008/12/08	2009/09/29	75.00
60796	Deutsche Bank AG – HSI R Bear CBBC Sep 2009 L	300,000,000	2008/12/08	2009/09/29	75.00
60802	Deutsche Bank AG – ICBC R Bull CBBC Jul 2009 A	150,000,000	2008/12/08	2009/07/27	37.50
60806	Deutsche Bank AG – ICBC R Bear CBBC Jul 2009 B	150,000,000	2008/12/08	2009/07/27	39.00
60791	HK Bank – HSI R Bull CBBC Apr 2009 B	500,000,000	2008/12/08	2009/04/29	125.00
60823	KBC Fin Products Int'l Ltd. – CC Bank R Bull CBBC Aug 2009 A	400,000,000	2008/12/08	2009/08/18	100.00
60822	KBC Fin Products Int'l Ltd. – HKEx R Bull CBBC May 2009 D	328,000,000	2008/12/08	2009/05/15	88.56
60826	KBC Fin Products Int'l Ltd. – HKEx R Bear CBBC May 2009 E	248,000,000	2008/12/08	2009/05/15	96.22
60808	KBC Fin Products Int'l Ltd. – HSI R Bull CBBC May 2009 A	400,000,000	2008/12/08	2009/05/27	100.00
60807	KBC Fin Products Int'l Ltd. – HSI R Bull CBBC May 2009 Z	328,000,000	2008/12/08	2009/05/27	98.40
60812	KBC Fin Products Int'l Ltd. – HSI R Bear CBBC May 2009 F	348,000,000	2008/12/08	2009/05/27	93.61
60824	KBC Fin Products Int'l Ltd. – SHK Ppt R Bull CBBC May 2009 A	348,000,000	2008/12/08	2009/05/04	87.00
60784	SGA Societe Generale Acceptance N.V. – CMob R Bull CBBC Jul09I	300,000,000	2008/12/08	2009/07/27	75.00
60782	SGA Societe Generale Acceptance N.V. – CCB R Bull CBBC Jul09C	300,000,000	2008/12/08	2009/07/27	75.00
60783	SGA Societe Generale Acceptance N.V. – CLife R Bull CBBC May09I	150,000,000	2008/12/08	2009/05/26	61.50
60785	SGA Societe Generale Acceptance N.V. – CShen R Bull CBBC Jun09A	100,000,000	2008/12/08	2009/06/30	51.00
60789	SGA Societe Generale Acceptance N.V. – CShen R Bear CBBC Jun09B	100,000,000	2008/12/08	2009/06/30	61.00
60786	SGA Societe Generale Acceptance N.V. – HSBC R Bull CBBC Jul09L	200,000,000	2008/12/08	2009/07/27	50.00
60781	SGA Societe Generale Acceptance N.V. – HSI R Bull CBBC Jun09I	100,000,000	2008/12/08	2009/06/29	25.00
60788	SGA Societe Generale Acceptance N.V. – HSI R Bear CBBC May09R	100,000,000	2008/12/08	2009/05/27	28.00
60787	SGA Societe Generale Acceptance N.V. – ICBC R Bull CBBC Jun09A	300,000,000	2008/12/08	2009/06/30	75.00
60790	SGA Societe Generale Acceptance N.V. – ICBC R Bear CBBC Jun09B	300,000,000	2008/12/08	2009/06/30	75.00
60816	UBS AG – CM Bank R Bull CBBC Jun 2009 A	200,000,000	2008/12/08	2009/06/29	69.00
60817	UBS AG – CNOOC R Bull CBBC Jun 2009 A	200,000,000	2008/12/08	2009/06/29	50.00
60818	UBS AG – HKEx R Bull CBBC Jun 2009 Q	300,000,000	2008/12/08	2009/06/22	75.00
60819	UBS AG – HKEx R Bull CBBC Jun 2009 R	300,000,000	2008/12/08	2009/06/22	75.00
60820	UBS AG – HSBC R Bull CBBC Jun 2009 E	300,000,000	2008/12/08	2009/06/22	75.00
60809	UBS AG – HSI R Bull CBBC Jun 2009 F	500,000,000	2008/12/08	2009/06/29	125.00
60810	UBS AG – HSI R Bull CBBC Jun 2009 Q	500,000,000	2008/12/08	2009/06/29	125.00
60811	UBS AG – HSI R Bull CBBC Jun 2009 R	500,000,000	2008/12/08	2009/06/29	125.00
60813	UBS AG – HSI R Bull CBBC Jul 2009 W	500,000,000	2008/12/08	2009/07/30	125.00
60814	UBS AG – HSI R Bear CBBC Jun 2009 Y	500,000,000	2008/12/08	2009/06/29	125.00
60815	UBS AG – HSI R Bear CBBC Jul 2009 X	500,000,000	2008/12/08	2009/07/30	125.00
60845	BNP Paribas Arbit Issu B.V. – China Life R Bear CBBC Nov 09A	200,000,000	2008/12/09	2009/11/30	50.00
60827	BNP Paribas Arbit Issu B.V. – ICBC R Bull CBBC Oct 2009 A	200,000,000	2008/12/09	2009/10/29	50.00
60828	BNP Paribas Arbit Issu B.V. – ICBC R Bull CBBC Nov 2009 A	200,000,000	2008/12/09	2009/11/30	50.00
60841	BNP Paribas Arbit Issu B.V. – ICBC R Bear CBBC Oct 2009 B	200,000,000	2008/12/09	2009/10/29	50.00
60842	BNP Paribas Arbit Issu B.V. – ICBC R Bear CBBC Nov 2009 B	200,000,000	2008/12/09	2009/11/30	50.00
60839	Deutsche Bank AG – HSI R Bull CBBC Aug 2009 B	300,000,000	2008/12/09	2009/08/28	75.00
60840	Deutsche Bank AG – HSI R Bear CBBC Jul 2009 W	300,000,000	2008/12/09	2009/07/30	105.00

Main Board Callable Bull/Bear Contracts

Code	Callable Bull/Bear Contracts	No. of issue (units)	Listing date	Expiry	Amount raised (HK\$ mil.)
60843	Deutsche Bank AG – HSI R Bear CBBC Aug 2009 I	300,000,000	2008/12/09	2009/08/28	75.00
60844	Deutsche Bank AG – HSI R Bear CBBC Aug 2009 L	300,000,000	2008/12/09	2009/08/28	75.00
60829	HK Bank – HSI R Bear CBBC Apr 2009 C	500,000,000	2008/12/09	2009/04/29	125.00
60847	KBC Fin Products Int'l Ltd. – HSI R Bear CBBC May 2009 G	348,000,000	2008/12/09	2009/05/27	98.48
60846	KBC Fin Products Int'l Ltd. – HSI R Bear CBBC Aug 2009 A	400,000,000	2008/12/09	2009/08/28	100.00
60830	Macquarie Bank Ltd. – HSI R Bull CBBC Jun 2009 A	200,000,000	2008/12/09	2009/06/29	50.00
60834	Macquarie Bank Ltd. – HSI R Bear CBBC Jun 2009 B	200,000,000	2008/12/09	2009/06/29	50.00
60831	CC Rabobank B.A. – HSI R Bull CBBC Jul 2009 F	108,000,000	2008/12/09	2009/07/30	43.20
60832	CC Rabobank B.A. – HSI R Bear CBBC Aug 2009 A	108,000,000	2008/12/09	2009/08/28	27.00
60833	UBS AG – CC Bank R Bear CBBC Jun 2009 B	200,000,000	2008/12/09	2009/06/22	50.00
60836	UBS AG – A50 China R Bear CBBC May 2009 K	300,000,000	2008/12/09	2009/05/25	75.00
60837	UBS AG – HSI R Bear CBBC May 2009 L	500,000,000	2008/12/09	2009/05/27	125.00
60838	UBS AG – HSI R Bear CBBC Jun 2009 S	500,000,000	2008/12/09	2009/06/29	125.00
60835	UBS AG – ICBC R Bull CBBC Jul 2009 A	200,000,000	2008/12/09	2009/07/20	50.00
60865	ABN AMRO Bank N.V. – HSI R Bear CBBC Jul 2009 Q	250,000,000	2008/12/10	2009/07/30	62.50
60857	Deutsche Bank AG – China Mobile R Bull CBBC Jul 2009 C	150,000,000	2008/12/10	2009/07/13	37.50
60861	Deutsche Bank AG – China Mobile R Bear CBBC Jul 2009 D	150,000,000	2008/12/10	2009/07/13	40.50
60856	Deutsche Bank AG – CC Bank R Bear CBBC Aug 2009 A	150,000,000	2008/12/10	2009/08/03	43.50
60859	Deutsche Bank AG – CNOOC R Bull CBBC Jul 2009 A	150,000,000	2008/12/10	2009/07/06	37.50
60863	Deutsche Bank AG – CNOOC R Bear CBBC Jul 2009 B	150,000,000	2008/12/10	2009/07/06	46.50
60858	Deutsche Bank AG – Sinopec Corp R Bull CBBC Jul 2009 A	150,000,000	2008/12/10	2009/07/27	40.50
60862	Deutsche Bank AG – Sinopec Corp R Bear CBBC Jul 2009 B	150,000,000	2008/12/10	2009/07/27	54.00
60860	Deutsche Bank AG – ICBC R Bull CBBC Aug 2009 A	150,000,000	2008/12/10	2009/08/03	42.00
60864	Deutsche Bank AG – ICBC R Bear CBBC Aug 2009 B	150,000,000	2008/12/10	2009/08/03	52.50
60851	SGA Societe Generale Acceptance N.V – CCCCL R Bear CBBC Jul09C	100,000,000	2008/12/10	2009/07/27	33.00
60852	SGA Societe Generale Acceptance N.V. – HSBC R Bear CBBC Jul09M	200,000,000	2008/12/10	2009/07/27	50.00
60848	SGA Societe Generale Acceptance N.V. – HSI R Bull CBBC Jun09N	100,000,000	2008/12/10	2009/06/29	25.00
60849	SGA Societe Generale Acceptance N.V. – HSI R Bear CBBC May09Q	100,000,000	2008/12/10	2009/05/27	25.00
60853	SGA Societe Generale Acceptance N.V. – PetCh R Bull CBBC Jul09J	200,000,000	2008/12/10	2009/07/27	50.00
60850	SGA Societe Generale Acceptance NV – PingAn R Bull CBBC Jul09A	100,000,000	2008/12/10	2009/07/27	25.00
60854	SGA Societe Generale Acceptance NV – PingAn R Bear CBBC Jul09B	100,000,000	2008/12/10	2009/07/27	25.00
60855	SGA Societe Generale Acceptance N.V – SHK P R Bear CBBC Jul09C	100,000,000	2008/12/10	2009/07/27	25.00
32061*	HK Bank – HSI R Bear CBBC Mar 2009 J	500,000,000	2008/12/10	2009/03/30	107.00
60880	ABN AMRO Bank N.V. – China Mobile R Bull CBBC Jun 2009 B	150,000,000	2008/12/11	2009/06/19	37.50
60879	ABN AMRO Bank N.V. – A50 China R Bull CBBC Jun 2009 A	150,000,000	2008/12/11	2009/06/16	37.50
60882	ABN AMRO Bank N.V. – HKEx R Bull CBBC Jun 2009 C	150,000,000	2008/12/11	2009/06/19	37.65
60883	ABN AMRO Bank N.V. – HSBC R Bull CBBC Jun 2009 C	150,000,000	2008/12/11	2009/06/19	37.50
60866	ABN AMRO Bank N.V. – HSCEI R Bull CBBC Jul 2009 A	250,000,000	2008/12/11	2009/07/30	62.50
60867	BNP Paribas Arbit Issu B.V. – HSI R Bull CBBC Dec 2009 H	300,000,000	2008/12/11	2009/12/30	75.00
60871	BNP Paribas Arbit Issu B.V. – HSI R Bear CBBC Dec 2009 I	300,000,000	2008/12/11	2009/12/30	75.00
60878	Deutsche Bank AG – CNOOC R Bull CBBC Jul 2009 C	150,000,000	2008/12/11	2009/07/13	42.00
60877	Deutsche Bank AG – A50 China R Bull CBBC Jun 2009 E	150,000,000	2008/12/11	2009/06/22	37.50
60881	Deutsche Bank AG – A50 China R Bear CBBC Jun 2009 F	150,000,000	2008/12/11	2009/06/22	43.50
60868	Deutsche Bank AG – HSI R Bear CBBC Sep 2009 M	300,000,000	2008/12/11	2009/09/29	75.00
60876	Deutsche Bank AG – HSI R Bear CBBC Sep 2009 N	300,000,000	2008/12/11	2009/09/29	75.00

Main Board Callable Bull/Bear Contracts

Code	Callable Bull/Bear Contracts	No. of issue (units)	Listing date	Expiry	Amount raised (HK\$ mil.)
60869	UBS AG – HSCEI R Bull CBBC Jun 2009 A	500,000,000	2008/12/11	2009/06/29	125.00
60873	UBS AG – HSCEI R Bear CBBC Jun 2009 B	500,000,000	2008/12/11	2009/06/29	125.00
60870	UBS AG – HSI R Bull CBBC Jun 2009 A	500,000,000	2008/12/11	2009/06/29	125.00
60872	UBS AG – HSI R Bull CBBC Jul 2009 U	500,000,000	2008/12/11	2009/07/30	125.00
60874	UBS AG – HSI R Bear CBBC Jun 2009 E	500,000,000	2008/12/11	2009/06/29	125.00
60875	UBS AG – HSI R Bear CBBC Jul 2009 J	500,000,000	2008/12/11	2009/07/30	125.00
32285#	HK Bank – HSI R Bear CBBC Mar 2009 P	500,000,000	2008/12/11	2009/03/30	73.00
32200#	UBS AG – HSI R Bear CBBC Jun 2009 L	1,000,000,000	2008/12/11	2009/06/29	173.00
60899	Deutsche Bank AG – China Life R Bull CBBC Aug 2009 G	150,000,000	2008/12/12	2009/08/03	52.50
60902	Deutsche Bank AG – China Life R Bear CBBC Aug 2009 H	150,000,000	2008/12/12	2009/08/03	63.00
60898	Deutsche Bank AG – A50 China R Bull CBBC Jun 2009 G	150,000,000	2008/12/12	2009/06/29	37.50
60901	Deutsche Bank AG – A50 China R Bear CBBC Jun 2009 H	150,000,000	2008/12/12	2009/06/29	45.00
60900	Deutsche Bank AG – HSI R Bull CBBC Aug 2009 A	300,000,000	2008/12/12	2009/08/28	75.00
60903	Deutsche Bank AG – HSI R Bear CBBC Aug 2009 P	300,000,000	2008/12/12	2009/08/28	75.00
60904	Deutsche Bank AG – HSI R Bear CBBC Aug 2009 Q	300,000,000	2008/12/12	2009/08/28	75.00
60886	CC Rabobank B.A. – China Mobile R Bull CBBC Aug 2009 C	128,000,000	2008/12/12	2009/08/28	32.00
60892	CC Rabobank B.A. – China Mobile R Bear CBBC Aug 2009 D	128,000,000	2008/12/12	2009/08/28	32.00
60884	CC Rabobank B.A. – CC Bank R Bull CBBC Jul 2009 A	128,000,000	2008/12/12	2009/07/20	32.00
60890	CC Rabobank B.A. – CC Bank R Bear CBBC Jul 2009 B	128,000,000	2008/12/12	2009/07/20	32.00
60885	CC Rabobank B.A. – China Life R Bull CBBC Aug 2009 A	88,000,000	2008/12/12	2009/08/28	48.40
60891	CC Rabobank B.A. – China Life R Bear CBBC Aug 2009 B	88,000,000	2008/12/12	2009/08/28	44.00
60889	CC Rabobank B.A. – A50 China R Bull CBBC Aug 2009 A	128,000,000	2008/12/12	2009/08/28	44.80
60895	CC Rabobank B.A. – A50 China R Bear CBBC Aug 2009 B	128,000,000	2008/12/12	2009/08/28	32.00
60887	CC Rabobank B.A. – HKEx R Bull CBBC Aug 2009 A	128,000,000	2008/12/12	2009/08/28	32.00
60893	CC Rabobank B.A. – HKEx R Bear CBBC Aug 2009 B	128,000,000	2008/12/12	2009/08/28	32.00
60888	CC Rabobank B.A. – HSBC R Bull CBBC Sep 2009 A	128,000,000	2008/12/12	2009/09/29	38.40
60894	CC Rabobank B.A. – HSBC R Bear CBBC Dec 2009 A	128,000,000	2008/12/12	2009/12/29	38.40
60896	UBS AG – HKEx R Bear CBBC Jun 2009 S	300,000,000	2008/12/12	2009/06/22	75.00
60897	UBS AG – HSBC R Bear CBBC Jun 2009 F	300,000,000	2008/12/12	2009/06/22	75.00
32259#	BNP Paribas Arbit Issu B.V. – HSI R Bear CBBC Aug 2009 I	300,000,000	2008/12/12	2009/08/28	27.60
60960	ABN AMRO Bank N.V. – HSCEI R Bull CBBC Jul 2009 B	250,000,000	2008/12/15	2009/07/30	62.75
60958	ABN AMRO Bank N.V. – HSI R Bull CBBC Jul 2009 R	250,000,000	2008/12/15	2009/07/30	62.75
60959	ABN AMRO Bank N.V. – HSI R Bull CBBC Jul 2009 S	250,000,000	2008/12/15	2009/07/30	62.75
60907	BNP Paribas Arbit Issu B.V. – Ch Mob R Bull CBBC Dec 2009 A	200,000,000	2008/12/15	2009/12/30	50.00
60905	BNP Paribas Arbit Issu B.V. – HSI R Bull CBBC Dec 2009 J	300,000,000	2008/12/15	2009/12/30	75.00
60906	BNP Paribas Arbit Issu B.V. – HSI R Bull CBBC Dec 2009 K	300,000,000	2008/12/15	2009/12/30	75.00
60922	Deutsche Bank AG – China Mobile R Bull CBBC Jul 2009 E	150,000,000	2008/12/15	2009/07/27	37.50
60923	Deutsche Bank AG – China Mobile R Bear CBBC Jul 2009 F	150,000,000	2008/12/15	2009/07/27	39.00
60913	Deutsche Bank AG – CC Bank R Bull CBBC Aug 2009 B	150,000,000	2008/12/15	2009/08/03	37.50
60915	Deutsche Bank AG – CC Bank R Bear CBBC Aug 2009 C	150,000,000	2008/12/15	2009/08/03	40.50
60917	Deutsche Bank AG – China Life R Bull CBBC Aug 2009 I	150,000,000	2008/12/15	2009/08/17	75.00
60918	Deutsche Bank AG – China Life R Bull CBBC Aug 2009 J	150,000,000	2008/12/15	2009/08/17	60.00
60919	Deutsche Bank AG – China Life R Bear CBBC Aug 2009 K	150,000,000	2008/12/15	2009/08/17	49.50
60920	Deutsche Bank AG – China Life R Bear CBBC Aug 2009 L	150,000,000	2008/12/15	2009/08/17	79.50
60921	Deutsche Bank AG – China Life R Bear CBBC Aug 2009 M	150,000,000	2008/12/15	2009/08/17	109.50

Main Board Callable Bull/Bear Contracts

Code	Callable Bull/Bear Contracts	No. of issue (units)	Listing date	Expiry	Amount raised (HK\$ mil.)
60924	Deutsche Bank AG – HKEx R Bull CBBC Jul 2009 C	150,000,000	2008/12/15	2009/07/06	37.50
60925	Deutsche Bank AG – HKEx R Bear CBBC Jul 2009 D	150,000,000	2008/12/15	2009/07/06	37.50
60926	Deutsche Bank AG – HKEx R Bear CBBC Jul 2009 E	150,000,000	2008/12/15	2009/07/06	46.50
60927	Deutsche Bank AG – HSI R Bull CBBC Sep 2009 O	300,000,000	2008/12/15	2009/09/29	75.00
60928	Deutsche Bank AG – HSI R Bull CBBC Sep 2009 P	300,000,000	2008/12/15	2009/09/29	78.00
60961	Deutsche Bank AG – HSI R Bull CBBC Sep 2009 Q	300,000,000	2008/12/15	2009/09/29	75.00
60929	Deutsche Bank AG – HSI R Bear CBBC Aug 2009 T	300,000,000	2008/12/15	2009/08/28	76.50
60908	HK Bank – HSI R Bull CBBC Apr 2009 D	500,000,000	2008/12/15	2009/04/29	125.00
60911	KBC Fin Products Int'l Ltd. – China Life R Bull CBBC Jun 09B	128,000,000	2008/12/15	2009/06/10	97.28
60912	KBC Fin Products Int'l Ltd. – HKEx R Bull CBBC May 2009 F	328,000,000	2008/12/15	2009/05/18	91.84
60916	KBC Fin Products Int'l Ltd. – HKEx R Bear CBBC May 2009 G	288,000,000	2008/12/15	2009/05/20	95.62
60909	KBC Fin Products Int'l Ltd. – HSI R Bull CBBC Jun 2009 K	388,000,000	2008/12/15	2009/06/29	97.00
60910	KBC Fin Products Int'l Ltd. – HSI R Bull CBBC Jun 2009 L	208,000,000	2008/12/15	2009/06/29	91.52
60914	KBC Fin Products Int'l Ltd. – HSI R Bear CBBC Jun 2009 M	348,000,000	2008/12/15	2009/06/29	135.02
60930	UBS AG – BOC HK R Bull CBBC Jun 2009 A	200,000,000	2008/12/15	2009/06/22	50.00
60934	UBS AG – China Mobile R Bull CBBC Jun 2009 A	300,000,000	2008/12/15	2009/06/22	75.00
60935	UBS AG – China Mobile R Bull CBBC Jun 2009 B	300,000,000	2008/12/15	2009/06/22	75.00
60931	UBS AG – CC Bank R Bull CBBC Jun 2009 C	200,000,000	2008/12/15	2009/06/22	50.00
60932	UBS AG – China Life R Bull CBBC May 2009 H	300,000,000	2008/12/15	2009/05/18	159.00
60933	UBS AG – China Life R Bull CBBC May 2009 I	300,000,000	2008/12/15	2009/05/18	129.00
60937	UBS AG – HKEx R Bull CBBC Jun 2009 T	300,000,000	2008/12/15	2009/06/22	75.00
60938	UBS AG – HKEx R Bear CBBC Jun 2009 U	300,000,000	2008/12/15	2009/06/22	75.00
60936	UBS AG – HS Bank R Bull CBBC Jun 2009 F	200,000,000	2008/12/15	2009/06/22	50.00
60939	UBS AG – HSBC R Bear CBBC Jun 2009 G	300,000,000	2008/12/15	2009/06/22	82.50
60943	UBS AG – HSCEI R Bull CBBC Jun 2009 C	500,000,000	2008/12/15	2009/06/29	125.00
60944	UBS AG – HSCEI R Bull CBBC Jun 2009 D	500,000,000	2008/12/15	2009/06/29	125.00
60945	UBS AG – HSCEI R Bull CBBC Jun 2009 E	500,000,000	2008/12/15	2009/06/29	125.00
60946	UBS AG – HSCEI R Bear CBBC Jun 2009 F	500,000,000	2008/12/15	2009/06/29	125.00
60947	UBS AG – HSCEI R Bear CBBC Jun 2009 G	500,000,000	2008/12/15	2009/06/29	125.00
60948	UBS AG – HSCEI R Bear CBBC Jun 2009 H	500,000,000	2008/12/15	2009/06/29	125.00
60949	UBS AG – HSI R Bull CBBC Jun 2009 B	500,000,000	2008/12/15	2009/06/29	125.00
60950	UBS AG – HSI R Bull CBBC Jun 2009 G	500,000,000	2008/12/15	2009/06/29	125.00
60951	UBS AG – HSI R Bull CBBC Jul 2009 L	500,000,000	2008/12/15	2009/07/30	125.00
60952	UBS AG – HSI R Bull CBBC Jul 2009 M	500,000,000	2008/12/15	2009/07/30	125.00
60953	UBS AG – HSI R Bull CBBC Aug 2009 G	500,000,000	2008/12/15	2009/08/28	125.00
60954	UBS AG – HSI R Bear CBBC Jun 2009 P	500,000,000	2008/12/15	2009/06/29	125.00
60955	UBS AG – HSI R Bear CBBC Jun 2009 U	500,000,000	2008/12/15	2009/06/29	125.00
60956	UBS AG – HSI R Bear CBBC Jul 2009 N	500,000,000	2008/12/15	2009/07/30	125.00
60957	UBS AG – HSI R Bear CBBC Jul 2009 T	500,000,000	2008/12/15	2009/07/30	125.00
60940	UBS AG – ICBC R Bull CBBC Jul 2009 B	200,000,000	2008/12/15	2009/07/20	50.00
60941	UBS AG – Petrochina R Bull CBBC Jun 2009 A	300,000,000	2008/12/15	2009/06/22	75.00
60942	UBS AG – Ping An R Bull CBBC Jul 2009 D	200,000,000	2008/12/15	2009/07/20	50.00
61024	ABN AMRO Bank N.V. – HSI R Bear CBBC Jul 2009 T	250,000,000	2008/12/16	2009/07/30	62.50
61012	Deutsche Bank AG – China Mobile R Bull CBBC Jul 2009 G	150,000,000	2008/12/16	2009/07/27	37.50
61013	Deutsche Bank AG – China Mobile R Bear CBBC Jul 2009 H	150,000,000	2008/12/16	2009/07/27	45.00

Main Board Callable Bull/Bear Contracts

Code	Callable Bull/Bear Contracts	No. of issue (units)	Listing date	Expiry	Amount raised (HK\$ mil.)
61010	Deutsche Bank AG – China Life R Bear CBBC Aug 2009 N	150,000,000	2008/12/16	2009/08/10	64.50
61011	Deutsche Bank AG – China Life R Bear CBBC Aug 2009 O	150,000,000	2008/12/16	2009/08/10	94.50
61016	Deutsche Bank AG – HSI R Bull CBBC Sep 2009 R	300,000,000	2008/12/16	2009/09/29	75.00
61017	Deutsche Bank AG – HSI R Bear CBBC Aug 2009 R	300,000,000	2008/12/16	2009/08/28	105.00
61018	Deutsche Bank AG – HSI R Bear CBBC Sep 2009 S	300,000,000	2008/12/16	2009/09/29	102.00
61019	Deutsche Bank AG – HSI R Bear CBBC Sep 2009 T	300,000,000	2008/12/16	2009/09/29	90.00
61020	Deutsche Bank AG – HSI R Bear CBBC Sep 2009 U	300,000,000	2008/12/16	2009/09/29	75.00
61021	Deutsche Bank AG – HSI R Bear CBBC Sep 2009 V	300,000,000	2008/12/16	2009/09/29	81.00
61014	Deutsche Bank AG – Petrochina R Bull CBBC Jun 2009 E	150,000,000	2008/12/16	2009/06/29	37.50
61015	Deutsche Bank AG – Petrochina R Bear CBBC Jun 2009 F	150,000,000	2008/12/16	2009/06/29	37.50
60962	HK Bank – HSI R Bull CBBC Jun 2009 A	1,000,000,000	2008/12/16	2009/06/29	250.00
60966	HK Bank – HSI R Bear CBBC Jun 2009 B	1,000,000,000	2008/12/16	2009/06/29	250.00
61022	KBC Fin Products Int'l Ltd. – CC Bank R Bull CBBC Jul 2009 A	400,000,000	2008/12/16	2009/07/10	100.00
61025	KBC Fin Products Int'l Ltd. – CC Bank R Bear CBBC Jul 2009 B	248,000,000	2008/12/16	2009/07/20	96.97
61027	KBC Fin Products Int'l Ltd. – China Life R Bear CBBC Jun 09C	188,000,000	2008/12/16	2009/06/15	180.48
60983	KBC Fin Products Int'l Ltd. – HSI R Bull CBBC May 2009 J	368,000,000	2008/12/16	2009/05/27	99.36
60982	KBC Fin Products Int'l Ltd. – HSI R Bull CBBC Jul 2009 A	368,000,000	2008/12/16	2009/07/30	95.68
60984	KBC Fin Products Int'l Ltd. – HSI R Bear CBBC May 2009 B	288,000,000	2008/12/16	2009/05/27	90.14
60985	KBC Fin Products Int'l Ltd. – HSI R Bear CBBC May 2009 N	268,000,000	2008/12/16	2009/05/27	98.62
60986	KBC Fin Products Int'l Ltd. – HSI R Bear CBBC Jun 2009 N	198,000,000	2008/12/16	2009/06/29	95.04
60988	KBC Fin Products Int'l Ltd. – HSI R Bear CBBC Jun 2009 O	180,000,000	2008/12/16	2009/06/29	96.30
60989	KBC Fin Products Int'l Ltd. – HSI R Bear CBBC Jun 2009 P	175,000,000	2008/12/16	2009/06/29	98.53
60990	KBC Fin Products Int'l Ltd. – HSI R Bear CBBC Aug 2009 B	378,000,000	2008/12/16	2009/08/28	97.15
60991	KBC Fin Products Int'l Ltd. – HSI R Bear CBBC Aug 2009 C	288,000,000	2008/12/16	2009/08/28	193.25
60987	KBC Fin Products Int'l Ltd. – HSI R Bear CBBC Sep 2009 A	368,000,000	2008/12/16	2009/09/29	94.58
61023	KBC Fin Products Int'l Ltd. – ICBC R Bull CBBC Jul 2009 B	400,000,000	2008/12/16	2009/07/15	100.00
61026	KBC Fin Products Int'l Ltd. – ICBC R Bear CBBC Jul 2009 C	288,000,000	2008/12/16	2009/07/30	97.34
61005	CC Rabobank B.A. – China Mobile R Bull CBBC Sep 2009 A	128,000,000	2008/12/16	2009/09/29	32.00
61008	CC Rabobank B.A. – China Mobile R Bear CBBC Sep 2009 B	128,000,000	2008/12/16	2009/09/29	32.00
60998	CC Rabobank B.A. – CC Bank R Bull CBBC Aug 2009 A	128,000,000	2008/12/16	2009/08/18	32.00
61001	CC Rabobank B.A. – CC Bank R Bear CBBC Aug 2009 B	128,000,000	2008/12/16	2009/08/18	32.00
61004	CC Rabobank B.A. – China Life R Bull CBBC Sep 2009 A	88,000,000	2008/12/16	2009/09/29	61.60
61007	CC Rabobank B.A. – China Life R Bear CBBC Sep 2009 B	88,000,000	2008/12/16	2009/09/29	61.60
61006	CC Rabobank B.A. – A50 China R Bull CBBC Sep 2009 A	128,000,000	2008/12/16	2009/09/29	32.00
61009	CC Rabobank B.A. – A50 China R Bear CBBC Sep 2009 B	128,000,000	2008/12/16	2009/09/29	38.40
60999	CC Rabobank B.A. – HKEx R Bull CBBC Sep 2009 A	128,000,000	2008/12/16	2009/09/29	32.00
61002	CC Rabobank B.A. – HKEx R Bear CBBC Sep 2009 B	128,000,000	2008/12/16	2009/09/29	32.00
61000	CC Rabobank B.A. – HSBC R Bull CBBC Sep 2009 B	128,000,000	2008/12/16	2009/09/29	32.00
61003	CC Rabobank B.A. – HSBC R Bear CBBC Sep 2009 C	128,000,000	2008/12/16	2009/09/29	32.00
60976	SGA Societe Generale Acceptance N.V. – CMob R Bear CBBC Jul09J	100,000,000	2008/12/16	2009/07/27	29.00
60974	SGA Societe Generale Acceptance N.V. – CLife R Bull CBBC Jul09A	100,000,000	2008/12/16	2009/07/27	64.00
60975	SGA Societe Generale Acceptance N.V. – CMB R Bear CBBC Jul 09C	100,000,000	2008/12/16	2009/07/27	37.00
60977	SGA Societe Generale Acceptance N.V. – CNOOC R Bull CBBC Jul09J	200,000,000	2008/12/16	2009/07/24	50.00
60981	SGA Societe Generale Acceptance N.V. – A50 R Bull CBBC Jul09C	200,000,000	2008/12/16	2009/07/31	50.00
60979	SGA Societe Generale Acceptance N.V. – HKEx R Bull CBBC Jul09E	200,000,000	2008/12/16	2009/07/27	50.00

Main Board Callable Bull/Bear Contracts

Code	Callable Bull/Bear Contracts	No. of issue (units)	Listing date	Expiry	Amount raised (HK\$ mil.)
60980	SGA Societe Generale Acceptance N.V. – HKEx R Bear CBBC Jul09F	200,000,000	2008/12/16	2009/07/27	50.00
60978	SGA Societe Generale Acceptance N.V. – HSBC R Bull CBBC Jul09N	200,000,000	2008/12/16	2009/07/27	50.00
60963	SGA Societe Generale Acceptance N.V. – HSI R Bull CBBC May09J	200,000,000	2008/12/16	2009/05/27	50.00
60964	SGA Societe Generale Acceptance N.V. – HSI R Bull CBBC May09X	200,000,000	2008/12/16	2009/05/27	50.00
60965	SGA Societe Generale Acceptance N.V. – HSI R Bull CBBC Aug09G	200,000,000	2008/12/16	2009/08/28	50.00
60967	SGA Societe Generale Acceptance N.V. – HSI R Bull CBBC Aug09H	200,000,000	2008/12/16	2009/08/28	50.00
60968	SGA Societe Generale Acceptance N.V. – HSI R Bear CBBC Aug09I	200,000,000	2008/12/16	2009/08/28	50.00
60969	SGA Societe Generale Acceptance N.V. – HSI R Bear CBBC Aug09J	200,000,000	2008/12/16	2009/08/28	50.00
60970	SGA Societe Generale Acceptance N.V. – HSI R Bear CBBC Aug09K	200,000,000	2008/12/16	2009/08/28	53.00
60971	SGA Societe Generale Acceptance N.V. – HSI R Bear CBBC Aug09L	200,000,000	2008/12/16	2009/08/28	61.00
60972	SGA Societe Generale Acceptance N.V. – HSI R Bear CBBC Aug09M	200,000,000	2008/12/16	2009/08/28	71.00
60973	SGA Societe Generale Acceptance N.V. – HSI R Bear CBBC Aug09N	200,000,000	2008/12/16	2009/08/28	80.00
60992	UBS AG – HSCEI R Bull CBBC Jun 2009 I	500,000,000	2008/12/16	2009/06/29	125.00
60996	UBS AG – HSCEI R Bear CBBC Jun 2009 J	500,000,000	2008/12/16	2009/06/29	125.00
60993	UBS AG – HSI R Bull CBBC Jun 2009 V	500,000,000	2008/12/16	2009/06/29	125.00
60994	UBS AG – HSI R Bull CBBC Aug 2009 F	500,000,000	2008/12/16	2009/08/28	125.00
60995	UBS AG – HSI R Bull CBBC Sep 2009 W	500,000,000	2008/12/16	2009/09/29	125.00
60997	UBS AG – HSI R Bear CBBC Jun 2009 X	500,000,000	2008/12/16	2009/06/29	125.00
32192#	BNP Paribas Arbit Issu B.V. – HSI R Bear CBBC Aug 2009 H	500,000,000	2008/12/16	2009/08/28	56.00
60409#	SGA Societe Generale Acceptance N.V. – HSI R Bear CBBC Jul09D	200,000,000	2008/12/16	2009/07/30	21.40
61069	ABN AMRO Bank N.V. – HSI R Bull CBBC Apr 2009 G	250,000,000	2008/12/17	2009/04/29	62.75
61068	ABN AMRO Bank N.V. – HSI R Bull CBBC Apr 2009 H	250,000,000	2008/12/17	2009/04/29	62.75
61071	ABN AMRO Bank N.V. – HSI R Bear CBBC May 2009 G	250,000,000	2008/12/17	2009/05/27	62.50
61070	ABN AMRO Bank N.V. – HSI R Bear CBBC May 2009 U	250,000,000	2008/12/17	2009/05/27	62.50
61072	ABN AMRO Bank N.V. – HSI R Bear CBBC May 2009 Y	250,000,000	2008/12/17	2009/05/27	62.50
61032	BNP Paribas Arbit Issu B.V. – HSI R Bear CBBC Sep 2009 L	300,000,000	2008/12/17	2009/09/29	75.00
61033	BNP Paribas Arbit Issu B.V. – HSI R Bear CBBC Sep 2009 M	300,000,000	2008/12/17	2009/09/29	75.00
61073	Deutsche Bank AG – CNOOC R Bull CBBC Jul 2009 D	150,000,000	2008/12/17	2009/07/06	39.00
61074	Deutsche Bank AG – CNOOC R Bear CBBC Jul 2009 E	150,000,000	2008/12/17	2009/07/06	43.50
61078	Deutsche Bank AG – A50 China R Bull CBBC Jul 2009 A	150,000,000	2008/12/17	2009/07/06	37.50
61079	Deutsche Bank AG – A50 China R Bear CBBC Jul 2009 B	150,000,000	2008/12/17	2009/07/06	45.00
61075	Deutsche Bank AG – HKEx R Bull CBBC Jul 2009 F	150,000,000	2008/12/17	2009/07/13	37.50
61076	Deutsche Bank AG – HKEx R Bear CBBC Jul 2009 G	150,000,000	2008/12/17	2009/07/13	37.50
61077	Deutsche Bank AG – HKEx R Bear CBBC Jul 2009 H	150,000,000	2008/12/17	2009/07/13	45.00
61051	Deutsche Bank AG – HSI R Bull CBBC Sep 2009 W	300,000,000	2008/12/17	2009/09/29	75.00
61083	Deutsche Bank AG – HSI R Bull CBBC Sep 2009 X	300,000,000	2008/12/17	2009/09/29	75.00
61080	Deutsche Bank AG – Petrochina R Bull CBBC Jun 2009 G	150,000,000	2008/12/17	2009/06/29	37.50
61081	Deutsche Bank AG – Petrochina R Bear CBBC Jun 2009 H	150,000,000	2008/12/17	2009/06/29	37.50
61082	Deutsche Bank AG – Petrochina R Bear CBBC Jun 2009 I	150,000,000	2008/12/17	2009/06/29	49.50
61045	KBC Fin Products Int'l Ltd. – China Life R Bear CBBC Aug 09A	155,000,000	2008/12/17	2009/08/10	199.02
61047	KBC Fin Products Int'l Ltd. – China Life R Bear CBBC Sep 09A	128,000,000	2008/12/17	2009/09/03	199.68
61043	KBC Fin Products Int'l Ltd. – A50 China R Bull CBBC Jun 09 A	268,000,000	2008/12/17	2009/06/03	96.48
61044	KBC Fin Products Int'l Ltd. – HSBC R Bull CBBC Sep 2009 A	248,000,000	2008/12/17	2009/09/15	99.20
61042	KBC Fin Products Int'l Ltd. – HSCEI R Bull CBBC Jun 2009 A	400,000,000	2008/12/17	2009/06/29	100.00
61046	KBC Fin Products Int'l Ltd. – HSCEI R Bear CBBC Jun 2009 B	368,000,000	2008/12/17	2009/06/29	99.73

Main Board Callable Bull/Bear Contracts

Code	Callable Bull/Bear Contracts	No. of issue (units)	Listing date	Expiry	Amount raised (HK\$ mil.)
61040	KBC Fin Products Int'l Ltd. – HSI R Bull CBBC Jun 2009 Q	318,000,000	2008/12/17	2009/06/29	193.98
61041	KBC Fin Products Int'l Ltd. – HSI R Bull CBBC Jun 2009 R	348,000,000	2008/12/17	2009/06/29	97.44
61049	KBC Fin Products Int'l Ltd. – HSI R Bull CBBC Jun 2009 S	348,000,000	2008/12/17	2009/06/29	87.00
61050	KBC Fin Products Int'l Ltd. – HSI R Bull CBBC Jun 2009 T	308,000,000	2008/12/17	2009/06/29	98.56
61034	KBC Fin Products Int'l Ltd. – HSI R Bull CBBC Jul 2009 B	400,000,000	2008/12/17	2009/07/30	100.00
61035	KBC Fin Products Int'l Ltd. – HSI R Bear CBBC Aug 2009 D	268,000,000	2008/12/17	2009/08/28	294.26
61036	KBC Fin Products Int'l Ltd. – HSI R Bear CBBC Sep 2009 B	368,000,000	2008/12/17	2009/09/29	92.74
61037	KBC Fin Products Int'l Ltd. – HSI R Bear CBBC Sep 2009 C	368,000,000	2008/12/17	2009/09/29	93.10
61039	KBC Fin Products Int'l Ltd. – HSI R Bear CBBC Sep 2009 D	368,000,000	2008/12/17	2009/09/29	196.14
61038	KBC Fin Products Int'l Ltd. – HSI R Bear CBBC Sep 2009 E	228,000,000	2008/12/17	2009/09/29	296.63
61048	KBC Fin Products Int'l Ltd. – SHK Ppt R Bear CBBC Sep 2009 A	188,000,000	2008/12/17	2009/09/03	99.83
61029	SGA Societe Generale Acceptance N.V. – HSI R Bull CBBC Jun09J	200,000,000	2008/12/17	2009/06/29	50.00
61030	SGA Societe Generale Acceptance N.V. – HSI R Bull CBBC Jun09K	200,000,000	2008/12/17	2009/06/29	50.00
61028	SGA Societe Generale Acceptance N.V. – HSI R Bull CBBC Jun09M	200,000,000	2008/12/17	2009/06/29	72.00
61031	SGA Societe Generale Acceptance N.V. – HSI R Bear CBBC Jul09L	200,000,000	2008/12/17	2009/07/30	50.00
61062	UBS AG – China Mobile R Bull CBBC Jun 2009 C	300,000,000	2008/12/17	2009/06/22	75.00
61058	UBS AG – CC Bank R Bull CBBC Jun 2009 D	200,000,000	2008/12/17	2009/06/22	50.00
61060	UBS AG – China Life R Bull CBBC Jul 2009 C	300,000,000	2008/12/17	2009/07/27	115.50
61061	UBS AG – CM Bank R Bull CBBC Jun 2009 B	200,000,000	2008/12/17	2009/06/29	83.00
61063	UBS AG – CNOOC R Bull CBBC Jun 2009 B	200,000,000	2008/12/17	2009/06/29	50.00
61057	UBS AG – A50 China R Bull CBBC Jul 2009 A	300,000,000	2008/12/17	2009/07/27	75.00
61064	UBS AG – HKEx R Bull CBBC Jun 2009 V	300,000,000	2008/12/17	2009/06/22	75.00
61065	UBS AG – HSBC R Bull CBBC Jun 2009 H	300,000,000	2008/12/17	2009/06/22	75.00
61052	UBS AG – HSCEI R Bull CBBC Jun 2009 K	500,000,000	2008/12/17	2009/06/29	125.00
61056	UBS AG – HSCEI R Bear CBBC Jun 2009 L	500,000,000	2008/12/17	2009/06/29	125.00
61053	UBS AG – HSI R Bull CBBC Sep 2009 X	500,000,000	2008/12/17	2009/09/29	125.00
61054	UBS AG – HSI R Bull CBBC Sep 2009 Y	500,000,000	2008/12/17	2009/09/29	125.00
61055	UBS AG – HSI R Bull CBBC Sep 2009 Z	500,000,000	2008/12/17	2009/09/29	125.00
61059	UBS AG – HSI R Bear CBBC Sep 2009 M	500,000,000	2008/12/17	2009/09/29	125.00
61066	UBS AG – Petrochina R Bull CBBC Jun 2009 B	300,000,000	2008/12/17	2009/06/22	75.00
61067	UBS AG – Ping An R Bull CBBC Jul 2009 E	200,000,000	2008/12/17	2009/07/20	50.00
60768#	SGA Societe Generale Acceptance N.V. – HSI R Bull CBBC Aug09E	200,000,000	2008/12/17	2009/08/28	26.40
61113	BNP Paribas Arbit Issu B.V. – CC Bank R Bull CBBC Aug 2009 A	200,000,000	2008/12/18	2009/08/10	50.00
61117	BNP Paribas Arbit Issu B.V. – CC Bank R Bear CBBC Aug 2009 B	200,000,000	2008/12/18	2009/08/03	64.00
61115	BNP Paribas Arbit Issu B.V. – A50 Ch R Bull CBBC Aug 2009 A	200,000,000	2008/12/18	2009/08/17	50.00
61114	BNP Paribas Arbit Issu B.V. – HKEx R Bull CBBC Oct 2009 A	200,000,000	2008/12/18	2009/10/19	50.00
61118	BNP Paribas Arbit Issu B.V. – HKEx R Bear CBBC Oct 2009 B	200,000,000	2008/12/18	2009/10/20	60.00
61149	Deutsche Bank AG – CNOOC R Bull CBBC Jul 2009 F	150,000,000	2008/12/18	2009/07/06	37.50
61153	Deutsche Bank AG – CNOOC R Bear CBBC Jul 2009 G	150,000,000	2008/12/18	2009/07/06	55.50
61085	HK Bank – HSI R Bull CBBC Jun 2009 C	1,000,000,000	2008/12/18	2009/06/29	250.00
61122	KBC Fin Products Int'l Ltd. – HSI R Bull CBBC Jun 2009 U	248,000,000	2008/12/18	2009/06/29	196.91
61123	KBC Fin Products Int'l Ltd. – HSI R Bull CBBC Jun 2009 V	368,000,000	2008/12/18	2009/06/29	98.99
61124	KBC Fin Products Int'l Ltd. – HSI R Bull CBBC Jul 2009 C	408,000,000	2008/12/18	2009/07/30	193.39
61125	KBC Fin Products Int'l Ltd. – HSI R Bull CBBC Jul 2009 D	228,000,000	2008/12/18	2009/07/30	193.57
61126	KBC Fin Products Int'l Ltd. – HSI R Bull CBBC Jul 2009 E	288,000,000	2008/12/18	2009/07/30	91.01

Main Board Callable Bull/Bear Contracts

Code	Callable Bull/Bear Contracts	No. of issue (units)	Listing date	Expiry	Amount raised (HK\$ mil.)
61127	KBC Fin Products Int'l Ltd. – HSI R Bull CBBC Jul 2009 F	258,000,000	2008/12/18	2009/07/30	193.76
61128	KBC Fin Products Int'l Ltd. – HSI R Bear CBBC Aug 2009 E	348,000,000	2008/12/18	2009/08/28	193.14
61129	KBC Fin Products Int'l Ltd. – HSI R Bear CBBC Aug 2009 F	388,000,000	2008/12/18	2009/08/28	98.55
61130	KBC Fin Products Int'l Ltd. – HSI R Bear CBBC Sep 2009 F	188,000,000	2008/12/18	2009/09/29	195.71
61131	KBC Fin Products Int'l Ltd. – HSI R Bear CBBC Sep 2009 G	400,000,000	2008/12/18	2009/09/29	100.00
61084	Macquarie Bank Ltd. – HSI R Bear CBBC Jun 2009 C	200,000,000	2008/12/18	2009/06/29	50.00
61119	CC Rabobank B.A. – HSI R Bull CBBC Aug 2009 B	108,000,000	2008/12/18	2009/08/28	32.40
61120	CC Rabobank B.A. – HSI R Bull CBBC Aug 2009 C	108,000,000	2008/12/18	2009/08/28	27.00
61121	CC Rabobank B.A. – HSI R Bull CBBC Aug 2009 D	108,000,000	2008/12/18	2009/08/28	27.00
61116	CC Rabobank B.A. – HSI R Bear CBBC Aug 2009 E	108,000,000	2008/12/18	2009/08/28	27.00
61087	SGA Societe Generale Acceptance N.V. – CMob R Bull CBBC Jul09K	300,000,000	2008/12/18	2009/07/27	75.00
61086	SGA Societe Generale Acceptance N.V. – CCB R Bear CBBC Jul09D	300,000,000	2008/12/18	2009/07/27	75.00
61090	SGA Societe Generale Acceptance N.V. – CNOOC R Bull CBBC Jul09K	200,000,000	2008/12/18	2009/07/24	50.00
61091	SGA Societe Generale Acceptance N.V. – CNOOC R Bear CBBC Jul09L	200,000,000	2008/12/18	2009/07/24	54.00
61088	SGA Societe Generale Acceptance N.V. – CP&CC R Bull CBBC Jul09A	300,000,000	2008/12/18	2009/07/27	75.00
61089	SGA Societe Generale Acceptance N.V. – CP&CC R Bear CBBC Jul09B	300,000,000	2008/12/18	2009/07/27	75.00
61092	SGA Societe Generale Acceptance N.V. – HKEx R Bull CBBC Jul09G	200,000,000	2008/12/18	2009/07/27	50.00
61093	SGA Societe Generale Acceptance N.V. – HKEx R Bear CBBC Jul09H	200,000,000	2008/12/18	2009/07/27	50.00
61100	SGA Societe Generale Acceptance N.V. – HSI R Bull CBBC Jun09E	200,000,000	2008/12/18	2009/06/29	50.00
61099	SGA Societe Generale Acceptance N.V. – HSI R Bull CBBC Jun09T	200,000,000	2008/12/18	2009/06/29	50.00
61101	SGA Societe Generale Acceptance N.V. – HSI R Bull CBBC Aug09O	200,000,000	2008/12/18	2009/08/28	50.00
61102	SGA Societe Generale Acceptance N.V. – HSI R Bull CBBC Aug09P	200,000,000	2008/12/18	2009/08/28	50.00
61094	SGA Societe Generale Acceptance N.V. – HWL R Bear CBBC Jul 09C	300,000,000	2008/12/18	2009/07/27	75.00
61095	SGA Societe Generale Acceptance N.V. – ICBC R Bear CBBC Jul09A	300,000,000	2008/12/18	2009/07/27	75.00
61096	SGA Societe Generale Acceptance N.V. – PetCh R Bull CBBC Jul09K	200,000,000	2008/12/18	2009/07/27	50.00
61097	SGA Societe Generale Acceptance N.V. – SHK P R Bull CBBC Jul09D	200,000,000	2008/12/18	2009/07/27	50.00
61098	SGA Societe Generale Acceptance N.V. – SHK P R Bear CBBC Jul09E	200,000,000	2008/12/18	2009/07/27	50.00
61134	UBS AG – CC Bank R Bear CBBC Jun 2009 E	200,000,000	2008/12/18	2009/06/22	50.00
61135	UBS AG – CC Bank R Bear CBBC Jun 2009 F	200,000,000	2008/12/18	2009/06/22	57.00
61133	UBS AG – Cheung Kong R Bull CBBC Jul 2009 C	200,000,000	2008/12/18	2009/07/27	50.00
61139	UBS AG – Cheung Kong R Bear CBBC Jul 2009 D	200,000,000	2008/12/18	2009/07/27	51.00
61148	UBS AG – China Life R Bull CBBC Jul 2009 D	300,000,000	2008/12/18	2009/07/27	97.50
61137	UBS AG – China Life R Bull CBBC Jul 2009 E	300,000,000	2008/12/18	2009/07/27	75.00
61138	UBS AG – CM Bank R Bull CBBC Jun 2009 C	200,000,000	2008/12/18	2009/06/29	75.00
61143	UBS AG – CM Bank R Bear CBBC Jun 2009 D	200,000,000	2008/12/18	2009/06/29	106.00
61144	UBS AG – CM Bank R Bear CBBC Jun 2009 E	200,000,000	2008/12/18	2009/06/29	146.00
61140	UBS AG – CNOOC R Bull CBBC Jun 2009 C	200,000,000	2008/12/18	2009/06/29	50.00
61145	UBS AG – CNOOC R Bear CBBC Jun 2009 D	200,000,000	2008/12/18	2009/06/29	50.00
61146	UBS AG – CNOOC R Bear CBBC Jun 2009 E	200,000,000	2008/12/18	2009/06/29	55.00
61141	UBS AG – HKEx R Bull CBBC Jun 2009 W	300,000,000	2008/12/18	2009/06/22	75.00
61147	UBS AG – HKEx R Bear CBBC Jun 2009 X	300,000,000	2008/12/18	2009/06/22	75.00
61132	UBS AG – HSI R Bull CBBC May 2009 B	500,000,000	2008/12/18	2009/05/27	125.00
61103	UBS AG – HSI R Bull CBBC Jun 2009 E	500,000,000	2008/12/18	2009/06/29	125.00
61104	UBS AG – HSI R Bull CBBC Jun 2009 L	500,000,000	2008/12/18	2009/06/29	125.00
61105	UBS AG – HSI R Bull CBBC Jun 2009 S	500,000,000	2008/12/18	2009/06/29	125.00

Main Board Callable Bull/Bear Contracts

Code	Callable Bull/Bear Contracts	No. of issue (units)	Listing date	Expiry	Amount raised (HK\$ mil.)
61106	UBS AG – HSI R Bull CBBC Jun 2009 Y	500,000,000	2008/12/18	2009/06/29	125.00
61107	UBS AG – HSI R Bull CBBC Jul 2009 J	500,000,000	2008/12/18	2009/07/30	125.00
61108	UBS AG – HSI R Bull CBBC Jul 2009 X	500,000,000	2008/12/18	2009/07/30	125.00
61136	UBS AG – HSI R Bear CBBC May 2009 K	500,000,000	2008/12/18	2009/05/27	125.00
61109	UBS AG – HSI R Bear CBBC Sep 2009 N	500,000,000	2008/12/18	2009/09/29	125.00
61110	UBS AG – HSI R Bear CBBC Sep 2009 O	500,000,000	2008/12/18	2009/09/29	125.00
61111	UBS AG – HSI R Bear CBBC Sep 2009 P	500,000,000	2008/12/18	2009/09/29	125.00
61112	UBS AG – HSI R Bear CBBC Sep 2009 Q	500,000,000	2008/12/18	2009/09/29	125.00
61142	UBS AG – Petrochina R Bull CBBC Jun 2009 C	300,000,000	2008/12/18	2009/06/22	75.00
61166	BNP Paribas Arbit Issu B.V. – HSI R Bear CBBC Sep 2009 N	500,000,000	2008/12/19	2009/09/29	125.00
61167	BNP Paribas Arbit Issu B.V. – HSI R Bear CBBC Sep 2009 O	500,000,000	2008/12/19	2009/09/29	125.00
61170	Deutsche Bank AG – China Life R Bear CBBC Aug 2009 P	150,000,000	2008/12/19	2009/08/03	43.50
61168	Deutsche Bank AG – HSI R Bear CBBC Aug 2009 U	300,000,000	2008/12/19	2009/08/28	78.00
61169	Deutsche Bank AG – HSI R Bear CBBC Aug 2009 Y	300,000,000	2008/12/19	2009/08/28	75.00
61171	Goldman Sachs SP (Asia) – HSI R Bull CBBC Aug 2009 A	200,000,000	2008/12/19	2009/08/28	50.00
61172	Goldman Sachs SP (Asia) – HSI R Bear CBBC Jun 2009 I	200,000,000	2008/12/19	2009/06/29	50.00
61156	KBC Fin Products Int'l Ltd. – HSI R Bull CBBC Jul 2009 G	348,000,000	2008/12/19	2009/07/30	144.07
61157	KBC Fin Products Int'l Ltd. – HSI R Bull CBBC Aug 2009 G	248,000,000	2008/12/19	2009/08/28	97.71
61158	KBC Fin Products Int'l Ltd. – HSI R Bull CBBC Aug 2009 H	208,000,000	2008/12/19	2009/08/28	196.14
61159	KBC Fin Products Int'l Ltd. – HSI R Bull CBBC Sep 2009 H	400,000,000	2008/12/19	2009/09/29	100.00
61160	KBC Fin Products Int'l Ltd. – HSI R Bull CBBC Sep 2009 I	348,000,000	2008/12/19	2009/09/29	95.35
61161	KBC Fin Products Int'l Ltd. – HSI R Bear CBBC Jun 2009 W	348,000,000	2008/12/19	2009/06/29	185.48
61162	KBC Fin Products Int'l Ltd. – HSI R Bear CBBC Aug 2009 I	178,000,000	2008/12/19	2009/08/28	194.02
61163	KBC Fin Products Int'l Ltd. – HSI R Bear CBBC Aug 2009 J	208,000,000	2008/12/19	2009/08/28	96.10
61164	KBC Fin Products Int'l Ltd. – HSI R Bear CBBC Sep 2009 J	248,000,000	2008/12/19	2009/09/29	292.64
61165	KBC Fin Products Int'l Ltd. – HSI R Bear CBBC Sep 2009 K	298,000,000	2008/12/19	2009/09/29	192.51
61150	SGA Societe Generale Acceptance N.V – CCCCL R Bull CBBC Jul09D	150,000,000	2008/12/19	2009/07/27	46.50
61151	SGA Societe Generale Acceptance N.V – CCCCL R Bear CBBC Jul09E	150,000,000	2008/12/19	2009/07/27	54.00
61152	SGA Societe Generale Acceptance N.V – CNOOC R Bull CBBC Jul09M	200,000,000	2008/12/19	2009/07/24	50.00
61154	SGA Societe Generale Acceptance N.V – PetCh R Bull CBBC Jul09L	200,000,000	2008/12/19	2009/07/27	50.00
61155	SGA Societe Generale Acceptance N.V – SHK P R Bull CBBC Jul09F	200,000,000	2008/12/19	2009/07/27	50.00
61199	Deutsche Bank AG – China Life R Bull CBBC Aug 2009 Q	150,000,000	2008/12/22	2009/08/03	40.50
61201	Deutsche Bank AG – HSI R Bull CBBC Aug 2009 Z	300,000,000	2008/12/22	2009/08/28	75.00
61202	Deutsche Bank AG – HSI R Bull CBBC Sep 2009 Y	300,000,000	2008/12/22	2009/09/29	75.00
61203	Deutsche Bank AG – HSI R Bear CBBC Aug 2009 F	300,000,000	2008/12/22	2009/08/28	111.00
61204	Deutsche Bank AG – HSI R Bear CBBC Aug 2009 G	300,000,000	2008/12/22	2009/08/28	129.00
61205	Deutsche Bank AG – HSI R Bear CBBC Sep 2009 Z	300,000,000	2008/12/22	2009/09/29	75.00
61200	Deutsche Bank AG – Petrochina R Bear CBBC Jun 2009 J	150,000,000	2008/12/22	2009/06/22	46.50
61188	KBC Fin Products Int'l Ltd. – China Life R Bear CBBC Nov 09A	88,000,000	2008/12/22	2009/11/20	95.92
61189	KBC Fin Products Int'l Ltd. – China Life R Bear CBBC Dec 09A	68,000,000	2008/12/22	2009/12/08	89.76
61190	KBC Fin Products Int'l Ltd. – China Life R Bear CBBC Dec 09B	58,000,000	2008/12/22	2009/12/18	89.90
61192	KBC Fin Products Int'l Ltd. – HKEx R Bear CBBC Nov 2009 A	128,000,000	2008/12/22	2009/11/09	56.32
61193	KBC Fin Products Int'l Ltd. – HSBC R Bear CBBC Jul 2009 A	148,000,000	2008/12/22	2009/07/07	53.28
61194	KBC Fin Products Int'l Ltd. – HSBC R Bear CBBC Nov 2009 A	128,000,000	2008/12/22	2009/11/02	58.88
61195	KBC Fin Products Int'l Ltd. – ICBC R Bear CBBC Sep 2009 A	238,000,000	2008/12/22	2009/09/01	64.26

Main Board Callable Bull/Bear Contracts

Code	Callable Bull/Bear Contracts	No. of issue (units)	Listing date	Expiry	Amount raised (HK\$ mil.)
61196	KBC Fin Products Int'l Ltd. – ICBC R Bear CBBC Nov 2009 A	238,000,000	2008/12/22	2009/11/02	78.54
61197	KBC Fin Products Int'l Ltd. – SHK Ppt R Bear CBBC Oct 2009 A	128,000,000	2008/12/22	2009/10/19	56.32
61198	KBC Fin Products Int'l Ltd. – SHK Ppt R Bear CBBC Dec 2009 A	108,000,000	2008/12/22	2009/12/15	60.48
61183	Macquarie Bank Ltd. – HSI R Bull CBBC Jun 2009 D	200,000,000	2008/12/22	2009/06/29	50.00
61173	SGA Societe Generale Acceptance N.V. – BOCL R Bear CBBC Jul09C	300,000,000	2008/12/22	2009/07/27	75.00
61176	SGA Societe Generale Acceptance N.V. – COVS R Bull CBBC May09A	100,000,000	2008/12/22	2009/05/18	44.00
61177	SGA Societe Generale Acceptance N.V. – COVS R Bear CBBC May09B	100,000,000	2008/12/22	2009/05/18	47.00
61174	SGA Societe Generale Acceptance N.V. – CK(H) R Bull CBBC Jul09A	200,000,000	2008/12/22	2009/07/20	50.00
61175	SGA Societe Generale Acceptance N.V. – CK(H) R Bear CBBC Jul09B	200,000,000	2008/12/22	2009/07/20	50.00
61178	SGA Societe Generale Acceptance N.V. – HSI R Bear CBBC Jul09M	200,000,000	2008/12/22	2009/07/30	51.00
61179	SGA Societe Generale Acceptance N.V. – HSI R Bear CBBC Aug09Q	200,000,000	2008/12/22	2009/08/28	50.00
61180	SGA Societe Generale Acceptance N.V. – PetCh R Bear CBBC Jul09M	200,000,000	2008/12/22	2009/07/27	82.00
61181	SGA Societe Generale Acceptance NV – PingAn R Bull CBBC Jul09C	200,000,000	2008/12/22	2009/07/27	50.00
61182	SGA Societe Generale Acceptance NV – PingAn R Bear CBBC Jul09D	200,000,000	2008/12/22	2009/07/27	50.00
61184	UBS AG – CC Bank R Bear CBBC Jul 2009 A	200,000,000	2008/12/22	2009/07/20	50.00
61185	UBS AG – CM Bank R Bear CBBC Jun 2009 F	200,000,000	2008/12/22	2009/06/29	68.00
61186	UBS AG – CM Bank R Bear CBBC Jun 2009 G	200,000,000	2008/12/22	2009/06/29	88.00
61187	UBS AG – HSCEI R Bull CBBC Jun 2009 M	500,000,000	2008/12/22	2009/06/29	125.00
61191	UBS AG – HSCEI R Bear CBBC Jun 2009 N	500,000,000	2008/12/22	2009/06/29	125.00
32061#	HK Bank – HSI R Bear CBBC Mar 2009 J	1,000,000,000	2008/12/22	2009/03/30	134.00
61214	KBC Fin Products Int'l Ltd. – HSI R Bear CBBC Sep 2009 L	168,000,000	2008/12/23	2009/09/29	166.32
61217	KBC Fin Products Int'l Ltd. – HSI R Bear CBBC Oct 2009 A	288,000,000	2008/12/23	2009/10/29	158.40
61218	KBC Fin Products Int'l Ltd. – HSI R Bear CBBC Oct 2009 B	168,000,000	2008/12/23	2009/10/29	179.76
61219	KBC Fin Products Int'l Ltd. – HSI R Bear CBBC Oct 2009 C	308,000,000	2008/12/23	2009/10/29	150.92
61220	KBC Fin Products Int'l Ltd. – HSI R Bear CBBC Nov 2009 A	168,000,000	2008/12/23	2009/11/27	193.20
61221	KBC Fin Products Int'l Ltd. – HSI R Bear CBBC Nov 2009 B	238,000,000	2008/12/23	2009/11/27	149.94
61222	KBC Fin Products Int'l Ltd. – HSI R Bear CBBC Dec 2009 A	308,000,000	2008/12/23	2009/12/30	150.92
61223	KBC Fin Products Int'l Ltd. – HSI R Bear CBBC Dec 2009 B	168,000,000	2008/12/23	2009/12/30	210.00
61206	Macquarie Bank Ltd. – HSI R Bear CBBC Jun 2009 E	200,000,000	2008/12/23	2009/06/29	50.00
61207	SGA Societe Generale Acceptance N.V. – CLife R Bull CBBC Jul09B	100,000,000	2008/12/23	2009/07/27	51.00
61208	SGA Societe Generale Acceptance N.V. – CLife R Bull CBBC Oct09A	500,000,000	2008/12/23	2009/10/27	125.00
61209	SGA Societe Generale Acceptance N.V. – CLife R Bear CBBC Oct09B	500,000,000	2008/12/23	2009/10/27	125.00
61210	SGA Societe Generale Acceptance N.V. – CMB R Bull CBBC Jul 09D	100,000,000	2008/12/23	2009/07/27	55.00
61213	UBS AG – CM Bank R Bull CBBC Jul 2009 A	200,000,000	2008/12/23	2009/07/20	81.00
61211	UBS AG – HSI R Bull CBBC Jun 2009 M	500,000,000	2008/12/23	2009/06/29	125.00
61212	UBS AG – HSI R Bull CBBC Jun 2009 P	500,000,000	2008/12/23	2009/06/29	125.00
61215	UBS AG – HSI R Bear CBBC Jun 2009 U	500,000,000	2008/12/23	2009/06/29	125.00
61216	UBS AG – HSI R Bear CBBC Jun 2009 V	500,000,000	2008/12/23	2009/06/29	125.00
61224	HK Bank – HSI R Bull CBBC Apr 2009 E	1,000,000,000	2008/12/24	2009/04/29	250.00
61227	KBC Fin Products Int'l Ltd. – HSCEI R Bull CBBC Sep 2009 A	268,000,000	2008/12/24	2009/09/29	67.00
61228	KBC Fin Products Int'l Ltd. – HSCEI R Bear CBBC Oct 2009 A	268,000,000	2008/12/24	2009/10/29	67.00
61231	KBC Fin Products Int'l Ltd. – HSCEI R Bear CBBC Nov 2009 A	268,000,000	2008/12/24	2009/11/27	85.76
61232	KBC Fin Products Int'l Ltd. – HSCEI R Bear CBBC Dec 2009 A	238,000,000	2008/12/24	2009/12/30	71.40
61233	KBC Fin Products Int'l Ltd. – HSI R Bull CBBC Jul 2009 H	238,000,000	2008/12/24	2009/07/30	92.82
61234	KBC Fin Products Int'l Ltd. – HSI R Bull CBBC Aug 2009 K	338,000,000	2008/12/24	2009/08/28	98.02

Main Board Callable Bull/Bear Contracts

Code	Callable Bull/Bear Contracts	No. of issue (units)	Listing date	Expiry	Amount raised (HK\$ mil.)
61236	KBC Fin Products Int'l Ltd. – HSI R Bear CBBC Oct 2009 D	368,000,000	2008/12/24	2009/10/29	95.68
61235	KBC Fin Products Int'l Ltd. – HSI R Bear CBBC Nov 2009 C	368,000,000	2008/12/24	2009/11/27	95.68
61225	UBS AG – HSCEI R Bull CBBC Jul 2009 A	500,000,000	2008/12/24	2009/07/30	125.00
61229	UBS AG – HSCEI R Bear CBBC Jul 2009 B	500,000,000	2008/12/24	2009/07/30	125.00
61226	UBS AG – HSI R Bull CBBC Jul 2009 N	500,000,000	2008/12/24	2009/07/30	125.00
61230	UBS AG – HSI R Bear CBBC Jul 2009 T	500,000,000	2008/12/24	2009/07/30	125.00
60905 [#]	BNP Paribas Arbit Issu B.V. – HSI R Bull CBBC Dec 2009 J	200,000,000	2008/12/24	2009/12/30	28.40
61240	Deutsche Bank AG – China Life R Bull CBBC Aug 2009 R	150,000,000	2008/12/29	2009/08/03	60.00
61241	Deutsche Bank AG – HSI R Bull CBBC Aug 2009 H	300,000,000	2008/12/29	2009/08/28	90.00
61242	Deutsche Bank AG – HSI R Bull CBBC Aug 2009 M	300,000,000	2008/12/29	2009/08/28	75.00
61237	SGA Societe Generale Acceptance N.V. – CLife R Bull CBBC May09J	100,000,000	2008/12/29	2009/05/26	51.00
61238	SGA Societe Generale Acceptance N.V. – HKEx R Bear CBBC Sep09A	200,000,000	2008/12/29	2009/09/29	50.00
61239	UBS AG – HSCEI R Bull CBBC Jul 2009 C	500,000,000	2008/12/29	2009/07/30	125.00
61243	UBS AG – HSCEI R Bear CBBC Jul 2009 D	500,000,000	2008/12/29	2009/07/30	125.00
61255	ABN AMRO Bank N.V. – HSI R Bull CBBC Apr 2009 A	250,000,000	2008/12/30	2009/04/29	68.50
61260	ABN AMRO Bank N.V. – HSI R Bull CBBC Apr 2009 E	250,000,000	2008/12/30	2009/04/29	62.50
61259	ABN AMRO Bank N.V. – HSI R Bull CBBC Apr 2009 F	250,000,000	2008/12/30	2009/04/29	62.50
61257	ABN AMRO Bank N.V. – HSI R Bull CBBC Apr 2009 N	250,000,000	2008/12/30	2009/04/29	62.50
61256	ABN AMRO Bank N.V. – HSI R Bull CBBC Apr 2009 Y	250,000,000	2008/12/30	2009/04/29	63.50
61258	ABN AMRO Bank N.V. – HSI R Bull CBBC Apr 2009 Z	250,000,000	2008/12/30	2009/04/29	91.50
61261	ABN AMRO Bank N.V. – HSI R Bull CBBC Jun 2009 C	250,000,000	2008/12/30	2009/06/29	88.00
61262	ABN AMRO Bank N.V. – HSI R Bull CBBC Jun 2009 D	250,000,000	2008/12/30	2009/06/29	76.50
61263	ABN AMRO Bank N.V. – HSI R Bull CBBC Jul 2009 U	250,000,000	2008/12/30	2009/07/30	64.75
61264	ABN AMRO Bank N.V. – HSI R Bull CBBC Jul 2009 V	250,000,000	2008/12/30	2009/07/30	125.00
61265	ABN AMRO Bank N.V. – HSI R Bear CBBC Apr 2009 C	250,000,000	2008/12/30	2009/04/29	62.50
61266	ABN AMRO Bank N.V. – HSI R Bear CBBC Jun 2009 E	250,000,000	2008/12/30	2009/06/29	63.00
61249	BNP Paribas Arbit Issu B.V. – HSI R Bull CBBC Nov 2009 K	500,000,000	2008/12/30	2009/11/27	125.00
61250	BNP Paribas Arbit Issu B.V. – HSI R Bull CBBC Nov 2009 L	500,000,000	2008/12/30	2009/11/27	125.00
61251	BNP Paribas Arbit Issu B.V. – HSI R Bear CBBC Jul 2009 K	500,000,000	2008/12/30	2009/07/30	125.00
61253	BNP Paribas Arbit Issu B.V. – HSI R Bear CBBC Jul 2009 L	500,000,000	2008/12/30	2009/07/30	125.00
61254	BNP Paribas Arbit Issu B.V. – HSI R Bear CBBC Jul 2009 M	500,000,000	2008/12/30	2009/07/30	125.00
61267	KBC Fin Products Int'l Ltd. – CC Bank R Bear CBBC Jun 2009 B	218,000,000	2008/12/30	2009/06/01	54.50
61268	KBC Fin Products Int'l Ltd. – China Life R Bull CBBC Jul 09A	150,000,000	2008/12/30	2009/07/02	75.00
61269	KBC Fin Products Int'l Ltd. – China Life R Bull CBBC Sep 09B	128,000,000	2008/12/30	2009/09/10	134.40
61270	KBC Fin Products Int'l Ltd. – HKEx R Bull CBBC Jun 2009 B	128,000,000	2008/12/30	2009/06/01	32.00
61271	KBC Fin Products Int'l Ltd. – HKEx R Bear CBBC Aug 2009 A	128,000,000	2008/12/30	2009/08/06	32.00
61272	KBC Fin Products Int'l Ltd. – HSBC R Bull CBBC Jun 2009 B	138,000,000	2008/12/30	2009/06/08	34.50
61273	KBC Fin Products Int'l Ltd. – HSBC R Bull CBBC Aug 2009 A	138,000,000	2008/12/30	2009/08/03	44.16
61274	KBC Fin Products Int'l Ltd. – HSBC R Bull CBBC Sep 2009 B	138,000,000	2008/12/30	2009/09/10	53.82
61275	KBC Fin Products Int'l Ltd. – HSBC R Bear CBBC Jun 2009 C	138,000,000	2008/12/30	2009/06/15	34.50
61276	KBC Fin Products Int'l Ltd. – SHK Ppt R Bear CBBC Jun 2009 B	128,000,000	2008/12/30	2009/06/10	32.00
61244	SGA Societe Generale Acceptance N.V. – CLife R Bull CBBC May09K	100,000,000	2008/12/30	2009/05/26	48.00
61245	SGA Societe Generale Acceptance N.V. – CLife R Bear CBBC Jun09A	100,000,000	2008/12/30	2009/06/29	48.00
61246	SGA Societe Generale Acceptance N.V. – CMB R Bear CBBC May 09A	100,000,000	2008/12/30	2009/05/29	41.00
61247	SGA Societe Generale Acceptance N.V. – CNOOC R Bear CBBC Jul09N	200,000,000	2008/12/30	2009/07/24	50.00

Main Board Callable Bull/Bear Contracts

Code	Callable Bull/Bear Contracts	No. of issue (units)	Listing date	Expiry	Amount raised (HK\$ mil.)
61248	UBS AG – HSBC R Bull CBBC Jul 2009 H	300,000,000	2008/12/30	2009/07/20	75.00
61252	UBS AG – HSBC R Bear CBBC Jul 2009 I	300,000,000	2008/12/30	2009/07/20	75.00
61285	ABN AMRO Bank N.V. – HSCEI R Bull CBBC May 2009 A	250,000,000	2008/12/31	2009/05/27	62.50
61286	ABN AMRO Bank N.V. – HSCEI R Bull CBBC May 2009 B	250,000,000	2008/12/31	2009/05/27	62.50
61287	ABN AMRO Bank N.V. – HSCEI R Bull CBBC Jun 2009 D	250,000,000	2008/12/31	2009/06/29	62.50
61288	ABN AMRO Bank N.V. – HSCEI R Bear CBBC May 2009 C	250,000,000	2008/12/31	2009/05/27	62.50
61289	ABN AMRO Bank N.V. – HSCEI R Bear CBBC Jun 2009 E	250,000,000	2008/12/31	2009/06/29	62.50
61290	ABN AMRO Bank N.V. – HSCEI R Bear CBBC Jun 2009 F	250,000,000	2008/12/31	2009/06/29	86.50
61279	Deutsche Bank AG – HSBC R Bull CBBC Jul 2009 A	150,000,000	2008/12/31	2009/07/22	52.50
61280	Deutsche Bank AG – HSBC R Bull CBBC Jul 2009 B	150,000,000	2008/12/31	2009/07/22	37.50
61278	Deutsche Bank AG – HSI R Bear CBBC Sep 2009 F	300,000,000	2008/12/31	2009/09/29	75.00
61284	Deutsche Bank AG – HSI R Bear CBBC Sep 2009 G	300,000,000	2008/12/31	2009/09/29	78.00
61281	KBC Fin Products Int'l Ltd. – HSI R Bear CBBC Jun 2009 X	100,000,000	2008/12/31	2009/06/29	40.50
61282	KBC Fin Products Int'l Ltd. – HSI R Bear CBBC Jun 2009 Y	150,000,000	2008/12/31	2009/06/29	42.90
61283	KBC Fin Products Int'l Ltd. – HSI R Bear CBBC Jun 2009 Z	80,000,000	2008/12/31	2009/06/29	45.36
61277	SGA Societe Generale Acceptance N.V. – CMob R Bear CBBC Sep09A	400,000,000	2008/12/31	2009/09/29	100.00
61291	UBS AG – HSI R Bull CBBC Jul 2009 L	500,000,000	2008/12/31	2009/07/30	125.00
61295	UBS AG – HSI R Bear CBBC Jul 2009 M	500,000,000	2008/12/31	2009/07/30	125.00
Total					185,485.67

ELI/Trading Only Stocks Trading Statistics

Equity Linked Instrument Trading Statistics

		No. of issues	Turnover value (HK\$ mil.)
2007	Q4	–	–
2008	Q1	–	–
	Q2	–	–
	Q3	–	–
	Q4	–	–

NASDAQ Stocks

		No. of issues	Turnover value (HK\$ mil.)
2007	Q4	7	2.19
2008	Q1	7	0.41
	Q2	7	0.57
	Q3	7	0.38
	Q4	7	0.17

iShares

		No. of issues	Turnover value (HK\$ mil.)
2007	Q4	2	0.02
2008	Q1	2	0.00
	Q2	2	0.00
	Q3	2	0.00
	Q4	2	0.00

GEM Equities

Equity Turnover – GEM

		Share (Mil. shs)	Value (HK\$ mil.)	No. of deals
2007	Q4	56,876.01	33,142.09	705,030
2008	Q1	60,007.62	21,381.98	530,401
	Q2	53,824.67	17,443.28	476,011
	Q3	27,661.67	9,188.57	240,766
	Q4	19,999.04	4,070.24	147,424

Equity Trading Statistics – GEM

		No. of trading days	Average daily turnover (HK\$ mil.)	Average value per deal
2007	Q4	62	534.55	47,008
2008	Q1	60	356.37	40,313
	Q2	61	285.96	36,645
	Q3	62	148.20	38,164
	Q4	62	65.65	27,609

20 Most Advanced GEM Stocks

for 4th quarter 2008

Rank	Code	Stock	Closing price		% up
			End of Dec 2008	End of Sep 2008	
1	08150	FAST SYSTEMS	0.610	0.220	177.27
2	08189	TEDA BIOMEDICAL	0.225	0.140	60.71
3	08131	ABC MULTIACTIVE	0.160	0.103	55.34
4	08089	C RAILLOGISTICS	0.690	0.450	53.33
5	08178	CHINA INFO TECH	0.120	0.086	39.53
6	08285	EVOC	1.350	0.980	37.76
7	08055	CHI E-LEARNING	0.500	0.380	31.58
8	08317	FINET GROUP	0.125	0.100	25.00
9	08123	FIRST CHINA FIN	0.220	0.187	17.65
10	08151	ESSEX BIO-TECH	0.220	0.190	15.79
11	08165	JIAN EPAYMENT	0.250	0.227	10.13
12	08009	IMERCHANTS	0.180	0.165	9.09
13	08159	GLORY MARK	0.194	0.180	7.78
14	08231	FUDANZHANGJIANG	0.280	0.260	7.69
15	08017	LONG SUCCESS	0.035	0.033	6.06
16	08266	M TEL	0.095	0.090	5.56
17	08022	ARGOS ENT	0.520	0.500	4.00
18	08158	BM INTELLIGENCE	0.140	0.136	2.94
19	08199	WEIGAO GROUP	11.760	11.500	2.26
20	08006	CHINA.COM	5.330	5.220	2.11

A Adjusted

GEM Equities

20 Most Declined GEM Stocks

for 4th quarter 2008

Rank	Code	Stock	Closing price		% up
			End of Dec 2008	End of Sep 2008	
1	08130	BRILLIANT ARTS	0.056	0.650	-91.38
2	08173	INTELLI-MEDIA	0.105	0.660	-84.09
3	08172	GOLIFE CONCEPTS	0.037	0.197	-81.22
4	08233	CIG PORTS	0.112	0.445	-74.83
5	08202	INNO-TECH HOLD	0.063	0.229	-72.49
6	08088	CROSBY CAPITAL	0.180	0.630	-71.43
7	08273	ZJ PROSPECT	0.400	1.400	-71.43
8	08149	TSC OFFSHORE	0.560	1.840	-69.57
9	08153	CCCTV GROUP	0.120	0.345	-65.22
10	08198	MELCO LOTTVENT	0.280	0.800	-65.00
11	08108	FAVA INT'L	0.094	0.245	-61.63
12	08071	CHINA METAL RES	0.058	0.148 A	-60.81
13	08082	INFO COMM HOLD	0.051	0.130	-60.77
14	08340	VINCO FINANCIAL	0.110	0.280	-60.71
15	08032	G CHINA TECH	0.024	0.060	-60.00
16	08279	AGTECH HOLDINGS	0.100	0.249	-59.84
17	08249	YIDONG ELEC	0.045	0.110	-59.09
18	08290	TIANJINTIANLIAN	0.410	1.000	-59.00
19	08301	MINGWAH HI TECH	0.070	0.170	-58.82
20	08085	ZMAY HOLDINGS	0.200	0.480	-58.33

A Adjusted

GEM Equities

20 Most Active GEM Stocks by Value

for 4th quarter 2008

Rank	Code	Stock	Turnover (HK\$ mil.)	% of total
1	08277	WUMART	659.79	16.21
2	08199	WEIGAO GROUP	562.96	13.83
3	08173	INTELLI-MEDIA	274.87	6.75
4	08180	GOLDEN MEDITECH	259.52	6.38
5	08167	BIG MEDIA	199.26	4.90
6	08089	C RAILLOGISTICS	168.52	4.14
7	08250	CORE HEALTHCARE	158.75	3.90
8	08299	GRAND T G GOLD	130.99	3.22
9	08069	TONG REN TANG	90.05	2.21
10	08259	ANDRE JUICE	76.83	1.89
11	08002	PHOENIX TV	66.04	1.62
12	08055	CHI E-LEARNING	65.90	1.62
13	08046	TIGER TECH	62.54	1.54
14	08150	FAST SYSTEMS	56.76	1.39
15	08178	CHINA INFO TECH	56.53	1.39
16	08071	CHINA METAL RES	54.67	1.34
17	08053	A & K EDUCATION	52.32	1.29
18	08285	EVOC	50.97	1.25
19	08272	BYFORD INT'L	44.53	1.09
20	08066	CARDLINK TECH	39.02	0.96
Total			3,130.81	76.92

GEM Equities

20 Most Active GEM Stock by Shares

for 4th quarter 2008

Rank	Code	Stock	Turnover (Mil. shs)	% of total
1	08299	GRAND T G GOLD	4,082.46	20.41
2	08250	CORE HEALTHCARE	1,924.56	9.62
3	08167	BIG MEDIA	1,295.84	6.48
4	08173	INTELLI-MEDIA	1,037.98	5.19
5	08017	LONG SUCCESS	982.04	4.91
6	08041	INTCERA	966.33	4.83
7	08071	CHINA METAL RES	743.09	3.72
8	08178	CHINA INFO TECH	736.79	3.68
9	08220	EMCOM INT'L	579.62	2.90
10	08202	INNO-TECH HOLD	424.50	2.12
11	08182	ENVIRO ENERGY	363.87	1.82
12	08172	GOLIFE CONCEPTS	356.40	1.78
13	08089	C RAILLOGISTICS	282.52	1.41
14	08259	ANDRE JUICE	249.23	1.25
15	08161	CHINALOTSYNERGY	248.15	1.24
16	08192	GS ENGINEERING	238.67	1.19
17	08123	FIRST CHINA FIN	230.61	1.15
18	08128	C G SOURCE ENGY	223.98	1.12
19	08046	TIGER TECH	216.75	1.08
20	08180	GOLDEN MEDITECH	210.11	1.05
Total			15,393.50	76.97

GEM Equities

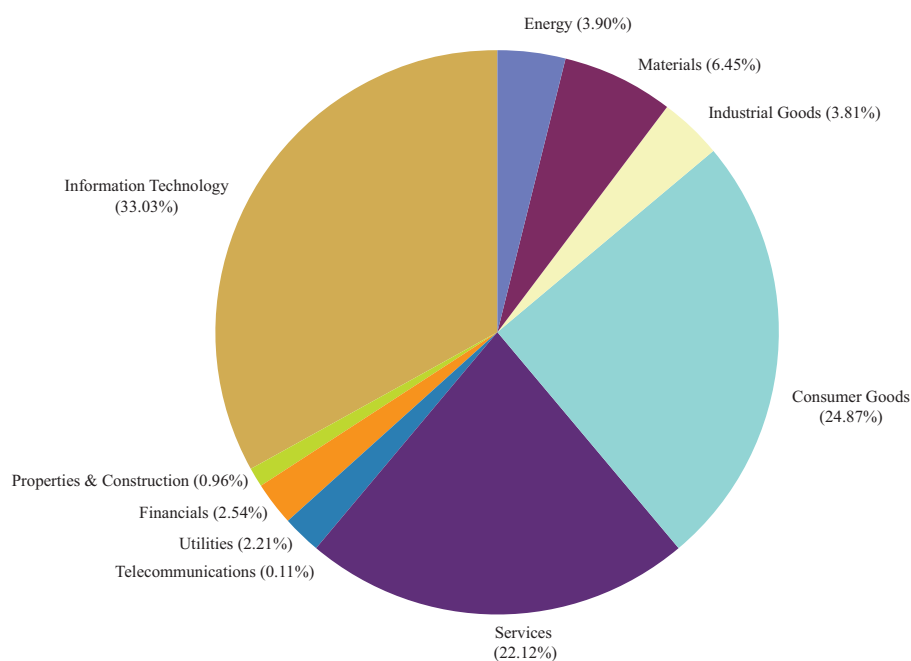
Market Capitalisation of Listed Companies for GEM

as at the quarter end

		HK\$ mil.
2007	Q4	161,080.97
2008	Q1	112,660.54
	Q2	109,043.78
	Q3	67,153.80
	Q4	45,164.18

Market Capitalisation by Hang Seng Industry Classification System* – GEM

Quarter-end figures



* Hang Seng Industry Classification System (HSICS) is provided by Hang Seng Indexes Company Limited.

GEM Equities

50 Leading Companies by Market Capitalisation – GEM

as at the 4th quarter end 2008

Rank	Code	Company	Market capitalisation (HK\$ mil.)	% of market total
1	08199	Shandong Weigao Group Medical Polymer Co. Ltd. – H Shares	4,085.42	9.05
2	08277	Wumart Stores, Inc. – H Shares	2,917.83	6.46
3	08167	Big Media Group Ltd.	2,362.50	5.23
4	08137	Honbridge Holdings Ltd.	1,740.49	3.85
5	08156	China Vanguard Group Ltd.	1,676.22	3.71
6	08180	Golden Meditech Co. Ltd.	1,614.49	3.57
7	08052	Convenience Retail Asia Ltd.	1,379.54	3.05
8	08008	Sunevision Holdings Ltd.	1,015.74	2.25
9	08161	China LotSynergy Holdings Ltd.	925.27	2.05
10	08192	Global Solution Engineering Ltd.	918.72	2.03
11	08118	International Entertainment Corporation	896.16	1.98
12	08212	Aptus Holdings Ltd.	853.30	1.89
13	08070	Zhongyu Gas Holdings Ltd.	794.44	1.76
14	08178	China Information Technology Development Ltd.	779.39	1.73
15	08272	Byford International Ltd.	760.76	1.68
16	08029	Sun International Group Ltd.	624.08	1.38
17	08206	China Cyber Port (International) Co. Ltd.	617.76	1.37
18	08055	China E-Learning Group Ltd.	606.91	1.34
19	08239	Ming Kei Energy Holdings Ltd.	594.00	1.32
20	08006	China.com Inc.	570.68	1.26
21	08123	First China Financial Holdings Ltd.	569.90	1.26
22	08069	Tong Ren Tang Technologies Co. Ltd. – H Shares	550.12	1.22
23	08259	Yantai North Andre Juice Co. Ltd. – H Shares	528.05	1.17
24	08250	Core Healthcare Investment Holdings Ltd.	487.20	1.08
25	08285	EVOC Intelligent Technology Co. Ltd. – H Shares	416.28	0.92
26	08117	China Primary Resources Holdings Ltd.	409.87	0.91
27	08230	Shenzhen Dongjiang Environmental Co. Ltd. – H Shares	405.61	0.90
28	08089	China Railway Logistics Ltd.	370.75	0.82
29	08058	Shandong Luoxin Pharmacy Stock Co. Ltd. – H Shares	365.32	0.81
30	08279	AGTech Holdings Ltd.	358.01	0.79
31	08046	Tiger Tech Holdings Ltd.	352.97	0.78
32	08005	Yuxing InfoTech Holdings Ltd.	342.05	0.76
33	08066	Cardlink Technology Group Ltd.	338.99	0.75
34	08158	B M Intelligence International Ltd.	319.32	0.71
35	08149	TSC Offshore Group Ltd.	312.99	0.69
36	08319	Yusei Holdings Ltd.	304.00	0.67
37	08203	Challenger Group Holdings Ltd.	296.45	0.66
38	08096	ThinSoft (Holdings) Inc.	285.72	0.63
39	08128	China Ground Source Energy Ltd.	282.66	0.63
40	08011	Polyard Petroleum International Group Ltd.	264.99	0.59
41	08163	CCT Resources Holdings Ltd.	245.36	0.54
42	08085	ZMAY Holdings Ltd.	240.76	0.53
43	08299	Grand T G Gold Holdings Ltd.	235.78	0.52
44	08053	A & K Educational Software Holdings Ltd.	229.81	0.51
45	08313	International Elite Ltd.	227.09	0.50
46	08165	Jian ePayment Systems Ltd.	223.75	0.50
47	08287	Nanjing Sample Technology Co. Ltd. – H Shares	220.32	0.49
48	08173	Intelli-Media Group (Holdings) Ltd.	214.89	0.48
49	08041	Intcera High Tech Group Ltd.	214.60	0.48
50	08091	Universal Technologies Holdings Ltd.	210.55	0.47
Total			35,557.84	78.73
Market Total			45,164.18	100.00

GEM Equities

New Listing Statistics – equities for GEM

		No. of newly listed companies	Funds raised (HK\$ mil.)
2007	Q4	2	1,993.55
2008	Q1	–	–
	Q2	2	216.84
	Q3	–	–
	Q4	–	–

Newly Listed Companies for GEM

for 4th quarter 2008

Code	Company name	Listing date	No. of issued shares	Funds raised (HK\$ mil.)
NIL				
Total				–

Withdrawal of listed Companies – GEM

for 4th quarter 2008

Code	Company name	Last trading date	Delisted date
08201	China Fire Safety Enterprise Group Holdings Ltd. *	2008/10/03	2008/10/06 §
08067	Changchun Da Xing Pharmaceutical Co. Ltd. – H Shares	2005/07/27	2008/10/15
08110	First Mobile Group Holdings Ltd. *	2008/11/05	2008/11/06 §
08293	Jinheng Automotive Safety Technology Holdings Ltd. *	2008/11/11	2008/11/12 §
08002	Phoenix Satellite Television Holdings Ltd. *	2008/12/04	2008/12/05 §
08139	Prosperity International Holdings (H.K.) Ltd. *	2008/12/17	2008/12/18 §
08216	Chinasoft International Ltd. *	2008/12/24	2008/12/29 §

* Transfers of listing from GEM to Main Board pursuant to the revised Rule 9.24 of the GEM Listing Rules and to the new Chapter 9A of the Main Board Listing Rules effective from 1 July 2008.

§ Effective date of the transfer of listing from GEM to Main Board.

Company Name Changes for GEM

for 4th quarter 2008

Code	Old name	New name	Effective date	Adoption date
08163	Tradeeasy Holdings Ltd.	CCT Resources Holdings Ltd.	2008/09/22	2008/10/17
08236	Powerleader Science & Technology Co. Ltd. – H Shares	Powerleader Science & Technology Group Ltd. – H Shares	2008/08/05	2008/10/23
08055	ProSticks International Holdings Ltd.	China E-Learning Group Ltd.	2008/09/01	2008/10/28
08306	Sungreen International Holdings Ltd.	China Nonferrous Metals Co. Ltd.	2008/09/18	2008/10/28
08045	Jiangsu Nandasoft Co. Ltd. – H Shares	Jiangsu Nandasoft Technology Co. Ltd. – H Shares	2008/09/22	2008/11/07
08175	Shen Nong China (Group) Ltd.	China Digital Licensing (Group) Ltd.	2008/09/22	2008/11/17
08148	S & D International Development Group Ltd.	Aurum Pacific (China) Group Ltd.	2008/10/17	2008/11/24
08171	QUASAR Communication Technology Holdings Ltd.	China Trends Holdings Ltd.	2008/10/31	2008/11/26

GEM Equities

Bonus Issues/Bonus Warrants for GEM

for 4th quarter 2008

Code	Company	Particulars	Ex-date
NIL			

Share Split/Consolidation for GEM

for 4th quarter 2008

Code	Company	Particulars	Effective date
08071	China Metal Resources Holdings Ltd.	Consolidation 2 into 1	2008/10/21

Rights Issues & Open Offers for GEM

for 4th quarter 2008

Month	Code	Company	Ratio	Funds raised (HK\$ mil.)
NIL				
Total				-

Placing*

Month	Code	Company	No. of new shares placed	Placing price (HK\$)	Funds raised (HK\$ mil.)
2008					
Oct	08015	QIANLONG TECH	42,100,000	0.420	17.68
	08256	NETEL	18,520,000	0.054	1.00
Nov	08119	THIZ TECHNOLOGY	217,122,875	0.100	21.71
	08256	NETEL	18,520,000	0.054	1.00
Dec	08299	GRAND T G GOLD	237,500,000	0.072	17.10
	08299	GRAND T G GOLD	712,500,000	0.018	12.83
	08172	GOLIFE CONCEPTS	53,000,000	0.075	3.98
	08189	TEDA BIOMEDICAL	374,000,000	0.115	43.01
Total					118.30

* Due to the reporting time-lag, placing figures for the quarter are provisional.

** Supplementary information update for previous quarters.

GEM Warrants

Warrant Trading and Market Value Statistics – GEM

		Number	Turnover value (HK\$ mil.)	Market value (HK\$ mil.)
2007	Q4	3	1.06	71.23
2008	Q1	4	1.89	70.34
	Q2	4	0.76	47.28
	Q3	4	2.19	71.81
	Q4	3	0.06	10.34

Newly Listed Equity GEM Warrants

for 4th quarter 2008

Code	Equity warrants	Initial issued amount (HK)	Listing date	Expiry	Amount raised (HK\$ mil.)
Nil					–
Total					–

Stock Market Indices

Hong Kong Stock Market Indices

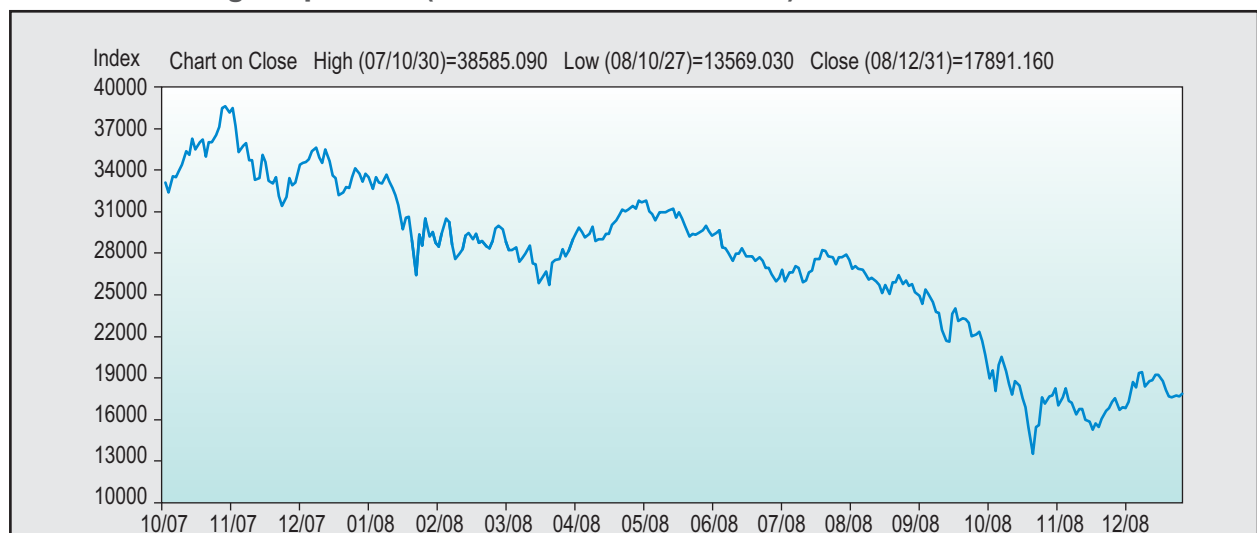
Index	End of Dec 2008 Close	End of Sep 2008 Close	Change %
S&P/HKEx LargeCap Index	17891.16	22176.53	- 19.32%
S&P/HKEx GEM Index	385.47	551.92	- 30.16%
HANG SENG INDEX	14387.48	18016.21	- 20.14%
SECTORIAL INDICES			
Finance	21793.45	29836.87	- 26.96%
Utilities	33841.36	41874.28	- 19.18%
Properties	16974.14	19117.15	- 11.21%
Commerce & Industry	7894.24	9194.59	- 14.14%
HANG SENG COMPOSITE INDEX	1982.56	2405.85	- 17.59%
HANG SENG CHINA-AFFILIATED CORPORATIONS INDEX	3292.40	3470.00	- 5.12%
HANG SENG CHINA ENTERPRISES INDEX	7891.80	9070.31	- 12.99%

Stock Market Indices

Hang Seng Index (2007/10/02 – 2008/10/31)



S&P/HKEx LargeCap Index (2007/10/02 – 2008/10/31)



S&P/HKEx GEM Index (2007/10/02 – 2008/10/31)



Stock Market Indices

WORLD INDICES

Index	End of Dec 2008 Close	End of Sep 2008 Close	Change %
HONG KONG			
S&P/HKEx LargeCap Index	17891.16	22176.53	- 19.32%
Hang Seng Index	14387.48	18016.21	- 20.14%
AUSTRALIA			
All Ordinaries Index	3659.30	4631.30	- 20.99%
JAKARTA			
Composite Index	1355.41	1832.51	- 26.04%
JAPAN			
Nikkei (225)	8859.56	11259.86	- 21.32%
KOREA			
Composite Index	1124.47	1448.06	- 22.35%
KUALA LUMPUR			
Composite Index	876.75	1018.68	- 13.93%
MANILA			
Composite Index	1872.85	2569.65	- 27.12%
NEW ZEALAND			
NZSE (50)	2715.71	3090.22	- 12.12%
SHANGHAI			
A Shares Index	1911.79	2408.88	- 20.64%
B Shares Index	110.92	132.76	- 16.45%
SHENZHEN			
A Shares Index	581.51	644.95	- 9.84%
B Shares Index	271.28	311.30	- 12.86%
SINGAPORE			
FTSE Straits Times Index	1761.56	2358.91	- 25.32%
TAIWAN			
Taipei Weighted Stock Index	4591.22	5719.28	- 19.72%
THAILAND			
SET Index	449.96	596.54	- 24.57%
NEW YORK			
DJIA	8776.39	10850.66	- 19.12%
Nasdaq Composite Index	1577.03	2091.88	- 24.61%
TORONTO			
S&P/TSX Composite Index	8987.70	11752.90	- 23.53%
GERMANY			
DAX Capital Value Index	3041.60	3687.09	- 17.51%
LONDON			
FTSE (100)	4434.20	4902.50	- 9.55%

Derivatives Market – Futures and Options

Contract Volume by Derivatives Products

Derivatives product	Contracts	
	4th Quarter 2008	4th Quarter 2007
Hang Seng Index Futures	5,710,013	4,885,815
Hang Seng Index Options	944,013	1,323,867
Mini-Hang Seng Index Futures	2,406,984	1,804,459
Mini-Hang Seng Index Options	49,079	14,027
H-shares Index Futures	4,132,247	3,453,257
H-shares Index Options	510,938	331,990
Mini H-shares Index Futures ¹	163,385	–
Hang Seng China H-Financials Index Futures ²	–	5
FTSE/Xinhua China 25 Index Futures ³	4	183
FTSE/Xinhua China 25 Index Options ⁴	–	1
Stock Futures	91,683	66,550
Stock Options	12,369,694	14,998,891
Three-month HIBOR Futures	4,963	7,726
One-month HIBOR Futures	123	469
Three-year Exchange Fund Note Futures	–	150
Gold Futures ⁵	3,075	–
Total	26,386,201	26,887,390

¹ Trading in Mini H-shares Index Futures commenced on 31 March 2008

² Trading in Hang Seng China H-Financials Index Futures commenced on 16 April 2007

Trading in Hang Seng China H-Financials Index Futures suspended with effect from 24 Dec 2008

³ Trading in FTSE/Xinhua China 25 Index Futures suspended with effect from 31 Dec 2008

⁴ Trading in FTSE/Xinhua China 25 Index Options suspended with effect from 24 Dec 2008

⁵ Trading in Gold Futures commenced on 20 October 2008

Open Interest by Derivatives Products

Derivatives product	Contracts	
	4th Quarter 2008	4th Quarter 2007
Hang Seng Index Futures	73,034	111,513
Hang Seng Index Options	75,829	174,368
Mini-Hang Seng Index Futures	2,945	3,457
Mini-Hang Seng Index Options	1,796	443
H-shares Index Futures	96,120	91,786
H-shares Index Options	59,592	76,326
Mini H-shares Index Futures ¹	345	–
Hang Seng China H-Financials Index Futures ²	–	–
FTSE/Xinhua China 25 Index Futures ³	–	–
FTSE/Xinhua China 25 Index Options ⁴	–	1
Stock Futures	9,449	5,954
Stock Options	3,984,346	5,314,918
Three-month HIBOR Futures	2,435	1,992
One-month HIBOR Futures	91	140
Three-year Exchange Fund Note Futures	–	–
Gold Futures ⁵	132	–
Total	4,306,114	5,780,898

¹ Trading in Mini H-shares Index Futures commenced on 31 March 2008

² Trading in Hang Seng China H-Financials Index Futures commenced on 16 April 2007

Trading in Hang Seng China H-Financials Index Futures suspended with effect from 24 Dec 2008

³ Trading in FTSE/Xinhua China 25 Index Futures suspended with effect from 31 Dec 2008

⁴ Trading in FTSE/Xinhua China 25 Index Options suspended with effect from 24 Dec 2008

⁵ Trading in Gold Futures commenced on 20 October 2008

Derivatives Market – Futures and Options

Hang Seng Index Futures – Contract Volume and Open Interest (contracts)

		Total contract volume	Quarter-end open interest
2007	Q4	4,885,815	111,513
2008	Q1	5,336,298	107,570
	Q2	4,759,425	101,711
	Q3	5,910,772	97,135
	Q4	5,710,013	73,034

Mini Hang Seng Index Futures – Contract Volume and Open Interest (contracts)

		Total contract volume	Quarter-end open interest
2007	Q4	1,804,459	3,457
2008	Q1	1,964,929	2,260
	Q2	1,577,435	3,215
	Q3	2,011,680	4,456
	Q4	2,406,984	2,945

Hang Seng Index Options – Contract Volume and Open Interest (contracts)

		Total contract volume	Quarter-end open interest
2007	Q4	1,323,867	174,368
2008	Q1	896,781	115,920
	Q2	840,360	91,240
	Q3	1,139,643	99,068
	Q4	944,013	75,829

H-Share Index Futures – Contract Volume and Open Interest (contracts)

		Total contract volume	Quarter-end open interest
2007	Q4	3,453,257	91,786
2008	Q1	3,634,747	114,938
	Q2	3,064,529	108,981
	Q3	3,609,442	87,386
	Q4	4,132,247	96,120

Stock Options Market Turnover and Open Interest (contracts)

		Total Premium (HK\$ mil.)	Total contract volume	Quarter-end open interest
2007	Q4	54,920.05	14,998,891	5,314,918
2008	Q1	45,158.26	15,838,824	5,652,274
	Q2	26,994.75	12,837,557	4,775,250
	Q3	26,991.11	13,646,790	4,675,934
	Q4	28,706.16	12,369,694	3,984,346

Derivatives Market – Futures and Options

Stock Options Premium by Class

for 4th quarter 2008

Options class		Premium (HK\$ mil.)	% of total
CHALCO	ALC	28.91	0.10%
BANK OF CHINA	BCL	381.59	1.33%
BANKCOMM	BCM	368.73	1.28%
BANK OF E ASIA	BEA	61.94	0.22%
BOC HONG KONG	BOC	162.83	0.57%
CCB	CCB	691.11	2.41%
CHINA COMM CONS	CCC	110.43	0.38%
CHINA COAL	CCE	21.45	0.07%
CHINA MOBILE	CHT	3,798.62	13.23%
CHINA UNICOM	CHU	131.91	0.46%
CITIC PACIFIC	CIT	15.39	0.05%
CHEUNG KONG	CKH	1,581.39	5.51%
CKI HOLDINGS	CKI	8.89	0.03%
CHINA LIFE	CLI	2,858.32	9.96%
CLP HOLDINGS	CLP	219.59	0.76%
CM BANK	CMB	397.87	1.39%
CNOOC	CNC	599.42	2.09%
CHINA NETCOM	CNM	1.20	0.00%
CATHAY PAC AIR	CPA	76.87	0.27%
SINOPEC CORP	CPC	1,071.25	3.73%
CHINA RAIL CONS	CRC	26.23	0.09%
CHINA RAILWAY	CRG	52.13	0.18%
CHINA SHENHUA	CSE	132.13	0.46%
CITIC BANK	CTB	17.55	0.06%
CHINA TELECOM	CTC	67.31	0.23%
DENWAY MOTORS	DWM	0.62	0.00%
ESPRIT HOLDINGS	ESP	37.52	0.13%
FIH	FIH	2.23	0.01%
HK ELECTRIC	HEH	24.12	0.08%
HKEX	HEX	873.65	3.04%
HSBC HOLDINGS	HKB	9,253.27	32.23%
HK & CHINA GAS	HKG	37.43	0.13%
HENDERSON LAND	HLD	273.27	0.95%
HUANENG POWER	HNP	13.61	0.05%
HANG SENG BANK	HSB	329.59	1.15%
HUTCHISON	HWL	691.14	2.41%
ICBC	ICB	382.46	1.33%
JOHNSON ELEC H	JSE	0.19	0.00%
JIANGXI COPPER	JXC	19.23	0.07%
LI & FUNG	LIF	26.00	0.09%
MTR CORPORATION	MTR	185.51	0.65%
NEW WORLD DEV	NWD	82.29	0.29%
PING AN	PAI	923.56	3.22%
PCCW	PCC	0.40	0.00%
PETROCHINA	PEC	1,220.51	4.25%
PICC P&C	PIC	32.54	0.11%
SHK PPT	SHK	1,314.81	4.58%
SWIRE PACIFIC A	SWA	51.66	0.18%
TRACKER FUND	TRF	30.67	0.11%
WHARF HOLDINGS	WHL	16.81	0.06%
Total		28,706.16	100.00%

Derivatives Market – Futures and Options

Stock Options Contract Volume by Class

for 4th quarter 2008

Options class		Contract volume	% of total
CHALCO	ALC	27,612	0.22%
BANK OF CHINA	BCL	802,727	6.49%
BANKCOMM	BCM	288,218	2.33%
BANK OF E ASIA	BEA	127,602	1.03%
BOC HONG KONG	BOC	243,805	1.97%
CCB	CCB	895,672	7.24%
CHINA COMM CONS	CCC	104,512	0.84%
CHINA COAL	CCE	25,204	0.20%
CHINA MOBILE	CHT	871,096	7.04%
CHINA UNICOM	CHU	49,681	0.40%
CITIC PACIFIC	CIT	10,094	0.08%
CHEUNG KONG	CKH	204,306	1.65%
CKI HOLDINGS	CKI	5,009	0.04%
CHINA LIFE	CLI	979,639	7.92%
CLP HOLDINGS	CLP	115,490	0.93%
CM BANK	CMB	397,367	3.21%
CNOOC	CNC	421,250	3.41%
CHINA NETCOM	CNM	631	0.01%
CATHAY PAC AIR	CPA	31,728	0.26%
SINOPEC CORP	CPC	331,143	2.68%
CHINA RAIL CONS	CRC	54,658	0.44%
CHINA RAILWAY	CRG	46,254	0.37%
CHINA SHENHUA	CSE	135,509	1.10%
CITIC BANK	CTB	31,009	0.25%
CHINA TELECOM	CTC	94,610	0.76%
DENWAY MOTORS	DWM	964	0.01%
ESPRIT HOLDINGS	ESP	73,696	0.60%
FIH	FIH	5,496	0.04%
HK ELECTRIC	HEH	29,264	0.24%
HKEX	HEX	1,073,225	8.68%
HSBC HOLDINGS	HKB	2,252,419	18.21%
HK & CHINA GAS	HKG	33,218	0.27%
HENDERSON LAND	HLD	16,607	0.13%
HUANENG POWER	HNP	10,726	0.09%
HANG SENG BANK	HSB	421,361	3.41%
HUTCHISON	HWL	160,661	1.30%
ICBC	ICB	802,581	6.49%
JOHNSON ELEC H	JSE	757	0.01%
JIANGXI COPPER	JXC	22,069	0.18%
LI & FUNG	LIF	7,636	0.06%
MTR CORPORATION	MTR	143,467	1.16%
NEW WORLD DEV	NWD	11,762	0.10%
PING AN	PAI	228,664	1.85%
PCCW	PCC	2,631	0.02%
PETROCHINA	PEC	507,765	4.10%
PICC P&C	PIC	15,414	0.12%
SHK PPT	SHK	179,072	1.45%
SWIRE PACIFIC A	SWA	16,190	0.13%
TRACKER FUND	TRF	51,149	0.41%
WHARF HOLDINGS	WHL	8,074	0.07%
Total		12,369,694	100.00%

Clearing & Settlement

Average Daily Settlement Instructions (SIs) Settled in CCASS

(both delivering and receiving SIs are counted)

Year / Month		Number of SIs	SIs by shares (bil. shs)	SIs by value (HK\$bil.)
2007	Q4	84,422	74.95	326.52
2008	Q1	70,212	61.47	240.17
	Q2	62,653	50.94	206.87
	Q3	58,573	46.36	179.64
	Q4	62,582	41.46	146.59

Average Daily Investor Settlement Instructions (ISIs) settled in CCASS

(one sided ISIs are counted)

Year / month		Number of ISIs	ISIs by shares (Mil shs)	ISIs by value (HK\$ mil.)
2007	Q4	1,054	615.59	515.86
2008	Q1	624	92.86	211.10
	Q2	500	89.07	231.16
	Q3	477	394.14	231.78
	Q4	669	143.37	206.22

Securities under CCASS Custody

(balances at quarter end)

Year / Month		Number of shares (bil. shs)	% of issued shares of admitted securities	Market value (HK\$ bil.)	% of market capitalisation of admitted securities
2007	Q4	3,570.43	74.95	10,438.86	47.02
2008	Q1	4,089.67	77.13	8,061.37	44.86
	Q2	3,980.22	75.61	7,704.09	44.60
	Q3	3,722.74	74.53	5,905.59	44.18
	Q4	3,408.30	72.57	5,040.50	44.62

Clearing & Settlement

Average Daily Stock Exchange Trades Processed in CCASS

(including CNS trades, isolated trades and cross trades)

Year / Month		No. of CCASS trades	% of Exchange trades	No. of shares (Mil. shs)	% of market turnover	Value of trades (HK\$ mil.)	% of market turnover
2007	Q4	780,804	100	147,873.77	100	134,512.38	100
2008	Q1	644,083	100	155,030.88	100	98,707.00	100
	Q2	540,113	100	116,803.79	100	76,079.45	100
	Q3	503,213	100	101,147.17	100	63,555.81	100
	Q4	622,593	100	71,069.05	100	50,791.52	100

Average Daily Netting Efficiency of CNS Trades

(in stock positions and share quantity)

Year / Month		No. of CNS stock positions	Netting efficiency (%)	No. of shares due for settlement (Mil. shs)	Netting efficiency (%)
2007	Q4	82,533	94.47	39,009.98	85.87
2008	Q1	64,952	94.71	31,361.71	89.64
	Q2	56,171	94.58	23,868.92	89.60
	Q3	46,111	95.13	18,735.28	90.44
	Q4	47,076	95.96	18,463.43	86.35

Average Daily Settlement Efficiency of CNS Stock Positions

Year / Month		Settlement efficiency (%)	
		S day	S + 1 day
2007	Q4	99.72	99.97
2008	Q1	99.84	99.98
	Q2	99.84	99.99
	Q3	99.74	99.98
	Q4	99.81	99.99

Clearing & Settlement

Open Interest by Derivatives Products

Derivatives product	Contracts	
	4th Quarter 2008	4th Quarter 2007
Hang Seng Index Futures	73,034	111,513
Hang Seng Index Options	75,829	174,368
Mini-Hang Seng Index Futures	2,945	3,457
Mini-Hang Seng Index Options	1,796	443
H-shares Index Futures	96,120	91,786
H-shares Index Options	59,592	76,326
Mini H-shares Index Futures ¹	345	–
Hang Seng China H-Financials Index Futures ²	–	–
FTSE/Xinhua China 25 Index Futures ³	–	–
FTSE/Xinhua China 25 Index Options ⁴	–	1
Stock Futures	9,449	5,954
Stock Options	3,984,346	5,314,918
Three-month HIBOR Futures	2,435	1,992
One-month HIBOR Futures	91	140
Three-year Exchange Fund Note Futures	–	–
Gold Futures ⁵	132	–
Total	4,306,114	5,780,898

¹ Trading in Mini H-shares Index Futures commenced on 31 Mar 2008

² Trading in Hang Seng China H-Financials Index Futures commenced on 16 Apr 2007

Trading in Hang Seng China H-Financials Index Futures suspended with effect from 24 Dec 2008

³ Trading in FTSE/Xinhua China 25 Index Futures suspended with effect from 31 Dec 2008

⁴ Trading in FTSE/Xinhua China 25 Index Options suspended with effect from 24 Dec 2008

⁵ Trading in Gold Futures commenced on 20 Oct 2008

Clearing & Settlement

Stock Options Open Interest by Class

as at the end of 4th quarter 2008

Options class		Open interest (contracts)	% of total
CHALCO	ALC	8,241	0.21
BANK OF CHINA	BCL	363,999	9.14
BANKCOMM	BCM	94,699	2.38
BANK OF E ASIA	BEA	30,456	0.76
BOC HONG KONG	BOC	73,655	1.85
CATHAY PAC AIR	CPA	10,074	0.25
CHEUNG KONG	CKH	63,099	1.58
CKI HOLDINGS	CKI	1,422	0.04
CITIC BANK	CTB	21,824	0.55
CHINA COAL	CCE	9,652	0.24
CHINA COMM CONS	CCC	79,839	2.00
CCB	CCB	325,561	8.17
CHINA LIFE	CLI	233,493	5.86
CM BANK	CMB	95,637	2.40
CHINA MOBILE	CHT	271,948	6.83
CHINA NETCOM	CNM	0	0.00
SINOPEC CORP	CPC	164,339	4.12
CHINA RAIL CONS	CRC	15,146	0.38
CHINA RAILWAY	CRG	10,321	0.26
CHINA SHENHUA	CSE	48,311	1.21
CHINA TELECOM	CTC	95,518	2.40
CHINA UNICOM	CHU	11,937	0.30
CITIC PACIFIC	CIT	3,215	0.08
CLP HOLDINGS	CLP	27,658	0.69
CNOOC	CNC	195,486	4.91
DENWAY MOTORS	DWM	323	0.01
ESPRIT HOLDINGS	ESP	25,241	0.63
FIH	FIH	6,313	0.16
HANG SENG BANK	HSB	119,109	2.99
HENDERSON LAND	HLD	2,893	0.07
HK ELECTRIC	HEH	4,491	0.11
HK & CHINA GAS	HKG	17,136	0.43
HKEX	HEX	201,611	5.06
HSBC HOLDINGS	HKB	457,724	11.49
HUANENG POWER	HNP	6,443	0.16
HUTCHISON	HWL	63,774	1.60
ICBC	ICB	375,565	9.43
JIANGXI COPPER	JXC	7,034	0.18
JOHNSON ELEC H	JSE	555	0.01
LI & FUNG	LIF	1,847	0.05
MTR CORPORATION	MTR	25,090	0.63
NEW WORLD DEV	NWD	4,271	0.11
PCCW	PCC	3,217	0.08
PETROCHINA	PEC	225,584	5.66
PICC P&C	PIC	8,264	0.21
PING AN	PAI	103,390	2.59
SHK PPT	SHK	52,876	1.33
SWIRE PACIFIC A	SWA	6,134	0.15
TRACKER FUND	TRF	5,928	0.15
WHARF HOLDINGS	WHL	4,003	0.10
Total		3,984,346	100.00

Exchange Participants Statistics

Stock Exchange

		No. of Trading Right Holders	Exchange Participants – Trading	Exchange Participants – Non-Trading	Non-Exchange Participants
2007	Q4	518 (921)	439 (835)	39 (46)	40 (40)
2008	Q1	519 (926)	445 (845)	36 (43)	38 (38)
	Q2	519 (929)	448 (852)	35 (41)	36 (36)
	Q3	519 (927)	447 (849)	36 (42)	36 (36)
	Q4	522 (931)	449 (854)	38 (42)	35 (35)

() No. of trading rights

Futures Exchange

		No. of Trading Right Holders	Exchange Participants – Trading	Exchange Participants – Non-Trading	Non-Exchange Participants
2007	Q4	194 (224)	140 (168)	–	54 (56)
2008	Q1	196 (224)	143 (168)	–	53 (55)
	Q2	200 (227)	147 (172)	–	53 (55)
	Q3	200 (226)	147 (171)	–	53 (55)
	Q4	200 (226)	148 (172)	–	52 (54)

Notes:

- (1) The figures in blanket is the number of trading rights held.
- (2) An Exchange Participant is a corporation who may trade on or through the Exchange and is licensed under the Securities and Futures Ordinance to carry on securities/futures/options dealing activity.

Clearing Participants Statistics

HKCC Participants

Year/month		Clearing Participants	General Clearing Participants
2007	Q4	128	7
2008	Q1	132	7
	Q2	134	7
	Q3	134	7
	Q4	133	7

SEOCH Participants

Year/month		Direct Clearing Participants	General Clearing Participants
2007	Q4	48	4
2008	Q1	48	4
	Q2	49	4
	Q3	49	5
	Q4	49	5

HKSCC Participants

Year/month		Direct Clearing Participant <small>(Note 1)</small>	General Clearing Participant <small>(Note 1)</small>	Broker Participants <small>(Note 1)</small>	Non-broker Participants <small>(Note 2)</small>
2007	Q4*			445	46
	Q4**	442	2		46
2008	Q1	447	3		45
	Q2	450	3		44
	Q3	449	4		43
	Q4	452	5		41

Note 1: Broker Participants were replaced by Direct Clearing Participants and General Clearing Participants when Third Party Clearing was introduced on 3 December 2007.

Note 2: Non-broker participants include Clearing Agency Participants, Custodian Participants and Stock Pledgee Participants.

* up to & including 2.12.2007

** from 3.12.2007 to 31.12.2007

Acronyms

CBBC	Callable Bull/Bear Contract
CCASS	Central Clearing and Settlement System
CNS	Continuous Net Settlement
DCASS	Derivatives Clearing and Settlement System
ELI	Equity Linked Instrument
ETF	Exchange Traded Fund
GEM	Growth Enterprise Market
HIBOR	Hong Kong Interbank Offered Rate
HKCC	HKFE Clearing Corporation Ltd
HKEx	Hong Kong Exchanges and Clearing Ltd
HKSCC	Hong Kong Securities Clearing Co Ltd
HSICS	Hang Seng Industry Classification System
ISI	Investor settlement instruction
NASDAQ	National Association of Securities Dealer Automated Quotations
P/E ratio	Price / earnings ratio
REITs	Real Estate Investment Trusts
S&P	Standard and Poors
SEOCH	SEHK Options Clearing House Ltd, The
SI	Settlement instruction