



SECURITIES AND
DERIVATIVES MARKETS
QUARTERLY REPORT

Third Quarter 2009

Market Highlights

Main Board

Highlights	3rd Quarter 2009	3rd Quarter 2008
No. of listed companies	1,114	1,078
No. of listed securities	6,341	6,025
Equities		
Ordinary shares	1,115	1,079
Preference shares	2	2
Warrants	3,119	3,978
Equity	26	37
Derivative	3,093	3,941
Equity linked instrument	0	0
Callable bull/bear contracts	1,893	759
Unit trusts/mutual funds	46	33
Debt securities	166	174
No. of trading only stocks		
Nasdaq stocks	7	7
iShares	2	2
No. of trading days	65	62
Total turnover in value (HK\$ mil.)	4,312,121.38	3,931,271.40
Total turnover in shares (Mil. shs)	6,726,021.06	6,243,454.04
Total number of trades (deals)	48,043,290	30,959,031
Total market capitalisation (HK\$ mil.)	15,872,855.00	12,481,118.88
Average P/E ratio (times)	16.10	8.81
Average dividend yield (%)	2.66	4.15
Number of exchange participants		
– Trading	463	447
– Non-trading	34	36
Turnover in value (HK\$ mil.)		
Highest	101,781.69 (29/07)	124,573.22 (19/09)
Lowest	49,017.83 (30/09)	41,104.56 (01/09)
Turnover in shares (Mil. shs)		
Highest	139,492.76 (06/08)	136,375.86 (07/08)
Lowest	83,866.02 (28/08)	66,997.47 (16/09)
Total number of trades (deals)		
Highest	1,125,715 (29/07)	984,651 (19/09)
Lowest	533,957 (22/09)	314,446 (28/07)

Market Highlights

Growth Enterprise Market (GEM)

Highlights	3rd Quarter 2009	3rd Quarter 2008
No. of listed companies	172	181
No. of listed securities	173	185
Equities	172	181
Warrants	1	4
No. of trading days	65	62
Total turnover in value (HK\$ mil.)	26,394.64	9,188.79
Total turnover in shares (Mil. shs)	84,236.31	27,670.69
Total number of trades (deals)	677,648	240,823
Total market capitalisation (HK\$ mil.)	86,891.48	67,153.80
Average P/E ratio (times)	33.32	10.43
Average dividend yield (%)	1.15	2.05
Turnover in value (HK\$ mil.)		
Highest	1,156.65 (16/09)	533.49 (22/07)
Lowest	163.74 (29/09)	45.03 (29/09)
Turnover in shares (Mil. shs)		
Highest	3,687.78 (02/07)	1,787.76 (22/09)
Lowest	406.74 (29/09)	128.04 (12/09)
Total number of trades (deals)		
Highest	28,569 (16/09)	8,087 (22/07)
Lowest	4,924 (02/09)	1,999 (29/09)

Market Highlights

Derivatives Market Highlights

Highlights	3rd Quarter 2009	3rd Quarter 2008
All futures and options products (excluding stock options)		
No. of trading days	64.5	62.0
Total contract volume	13,199,110	13,355,856
Equity index products	13,120,049	13,271,240
Equity products	77,610	79,655
Interest rates products	327	4,961
Gold Futures	1,124	–
Average daily contract volume	204,637	215,417
Total open interest as at the quarter end (contracts)		
Equity index products	588,500	374,133
Equity products	583,892	363,563
Equity products	4,389	8,269
Interest rates products	189	2,301
Gold Futures	30	–
Stock options		
No. of newly introduced stock options classes	3	–
No. of stock options as at the quarter end		
Class	51	50
Series	6,020	7,214
Total premium (HK\$ mil.)		
Call	14,205.33	26,991.10
Put	7,976.55	7,357.02
Average daily premium (HK\$ mil.)	6,228.78	19,634.07
Average daily premium (HK\$ mil.)	220.24	435.34
Total contract volume	10,892,511	13,646,790
Call	5,317,132	6,075,598
Put	5,575,379	7,571,192
Average daily contract volume	168,876	220,110
Total open interest as at the quarter end (contracts)		
Call	3,663,846	4,675,934
Put	1,397,007	1,860,995
Put	2,266,839	2,814,939
Total number of trades	374,728	440,564
Average daily number of trades	5,810	7,106
Total contracts exercised	1,284,878	1,797,894
Average premium per contract (HK\$)	1,304	1,978
Average contract per trade (contracts)	29	31
Put volume/call volume	1.05	1.25
Average daily contract volume/open interest	4.6%	4.7%
All futures and options products		
Total contract volume	24,091,621	27,002,646
Total open interest as at the quarter end (contracts)	4,252,346	5,050,067

Market Highlights

Clearing & Settlement Statistics

Securities Market	3rd Quarter 2009	3rd Quarter 2008
Average Daily Exchange Trades Handled by CCASS		
– Number of trades	749,546	503,213
– Value of trades (HK\$bil.)	66.7	63.6
– Share quantity Involved (bil shares)	104.8	101.1
Average Daily Settlement Instructions (“SIs”) Settled by CCASS		
– Number of SIs	71,468	58,573
– Value of SIs (HK\$bil.)	167.9	179.6
– Share quantity involved (bil. Shares)	40.4	46.4
Average Daily Investor SIs (“ISIs”) Settled by CCASS		
– Number of ISIs	568	477
– Value of ISIs (HK\$mil.)	318.2	231.8
– Share quantity involved (mil. shares)	132.5	394.1
Average Daily Settlement Efficiency of CNS Stock Positions on Due Day (T+2) (%)	99.86	99.74
Average Daily Settlement Efficiency of CNS Stock Positions on the Day following the Due Day (T+3) (%)	99.99	99.98
Average Daily Buy-ins Executed on T+3		
– Number of brokers involved	8	7
– Number of buy-ins	9	13
– Value of buy-ins (HK\$mil)	2.4	18.7
Shares Deposited in the CCASS Depository		
– Number of shares (bil shares)	3,282.1	3,722.7
– Percentage of total issued shares of the admitted securities	71.26	74.53
– Value of shares (HK\$bil)	8,194.1	5,905.6
– Percentage of the total market capitalisation of the admitted securities	47.96	44.18
Derivatives Market		
Open Interest		
– Equity Index Futures	168,674	189,365
– Stock Futures	4,389	8,269
– Interest Rates Futures	189	2,301
– Gold Futures	30	-
– Equity Index Options	415,218	174,198
– Stock Options	3,663,846	4,675,934
Cumulative Stock Options Exercised		
– Share quantity involved (mil. shs)	1,061	1,568
– Value of shares (HK\$bil.)	24	48

Main Board Equities

Equity Turnover

		Share (Mil. shs)	Value (HK\$ mil.)	No. of deals
2008	Q3	413,439.81	2,838,074.56	24,351,804
	Q4	608,044.76	2,322,640.74	32,068,396
2009	Q1	595,122.61	1,902,713.82	26,427,341
	Q2	1,188,910.37	3,347,606.37	42,040,613
	Q3	927,952.04	3,213,533.31	40,896,652

Equity Trading Statistics

		No. of trading days	Average daily turnover (HK\$ mil.)	Average value per deal
2008	Q3	62	45,775.40	116,545
	Q4	62	37,461.95	72,428
2009	Q1	60	31,711.90	71,998
	Q2	61	54,878.79	79,628
	Q3	65	49,438.97	78,577

Main Board Equities

20 Most Advanced Stocks

for 3rd quarter 2009

Rank	Code	Stock	Closing price		% up
			End of Sep 2009	End of Jun 2009	
1	00990	THEME INT'L	0.910	0.158	475.95
2	02307	KAM HING INT'L	2.690	0.660	307.58
3	00021	BEAUFORTE INV	0.910	0.235	287.23
4	00611	TACK HSIN HOLD	1.170	0.350	234.29
5	00288	BERJAYA HOLD	0.720	0.218	230.28
6	03989	HEMBLY INT'L	1.860	0.580	220.69
7	00630	JACKIN INT'L	0.500	0.160	212.50
8	01008	CT HOLDINGS	4.100	1.320	210.61
9	00109	WONDERFUL WORLD	0.960	0.350	A 174.29
10	01328	INT'L ELITE	1.220	0.450	171.11
11	01198	ROYALE FURN	1.040	0.395	163.29
12	01005	MATRIX HOLDINGS	1.140	0.440	159.09
13	00377	NEW ISLAND	0.990	0.395	150.63
14	00395	CHINA ZIRCONIUM	10.180	4.130	146.49
15	00147	CHAOYUE GROUP	1.220	0.500	A 144.00
16	00082	VODONE	1.630	0.680	139.71
17	00821	VC HOLDINGS	1.880	0.790	137.97
18	02028	JOLIMARK	0.850	0.380	123.68
19	02313	SHENZHOU INTL	7.780	3.490	122.92
20	00566	RBI HOLDINGS	1.300	0.590	120.34

A Adjusted

20 Most Declined Stocks

for 3rd quarter 2009

Rank	Code	Stock	Closing price		% down
			End of Sep 2009	End of Jun 2009	
1	01141	POLY DEV HOLD	0.202	1.130	-82.12
2	01003	21 HOLDINGS	0.355	1.740	-79.60
3	00295	KONG SUN HOLD	0.038	0.118	-67.80
4	00943	EFORCE HOLDINGS	0.102	0.305	-66.56
5	00329	RUYAN GROUP	0.154	0.410	-62.44
6	01227	NATIONAL INV	0.071	0.164	-56.71
7	00412	HERITAGE INT'L	0.550	1.270	-56.69
8	00616	EASYKNIT ENT	0.061	0.134	-54.48
9	01166	SOLARTECH INT'L	0.139	0.305	A -54.43
10	00885	FOREFRONT GROUP	0.110	0.241	-54.36
11	00310	PROSP INV HOLD	0.850	1.830	-53.55
12	00913	UNITY INV HOLD	0.380	0.790	A -51.90
13	00413	SOUTH CHINA CHI	0.320	0.650	-50.77
14	00318	VONGROUP	0.120	0.237	-49.37
15	01142	SIBERIAN MINING	0.044	0.084	-47.62
16	00578	DYNAMIC ENERGY	0.570	1.070	-46.73
17	00901	RADFORD CAPITAL	0.065	0.120	-45.83
18	00909	ZHONGDA INT'L	0.610	1.120	-45.54
19	01228	SUPERB SUMMIT	0.036	0.064	-43.75
20	00745	CH RAILSMEDIA	0.166	0.290	-42.76

A Adjusted

Main Board Equities

20 Most Active Stocks by Value

for 3rd quarter 2009

Rank	Code	Stock	Turnover (HK\$ mil.)	% of total
1	00941	CHINA MOBILE	169,257.90	5.27
2	00005	HSBC HOLDINGS	144,604.07	4.50
3	00939	CCB	129,809.45	4.04
4	01398	ICBC	129,023.88	4.02
5	02628	CHINA LIFE	127,566.02	3.97
6	03988	BANK OF CHINA	84,055.54	2.62
7	00386	SINOPEC CORP	75,050.19	2.34
8	00883	CNOOC	68,113.32	2.12
9	00857	PETROCHINA	64,154.00	2.00
10	00388	HKEX	62,813.21	1.95
11	02318	PING AN	44,735.32	1.39
12	01088	CHINA SHENHUA	42,585.72	1.33
13	01919	CHINA COSCO	41,292.53	1.28
14	00016	SHK PPT	40,197.40	1.25
15	00358	JIANGXI COPPER	38,524.44	1.20
16	03968	CM BANK	33,377.99	1.04
17	00688	CHINA OVERSEAS	32,442.36	1.01
18	03328	BANKCOMM	30,514.26	0.95
19	00700	TENCENT	28,714.42	0.89
20	00001	CHEUNG KONG	28,642.17	0.89
Total			1,415,474.22	44.05

20 Most Active Stock by Shares

for 3rd quarter 2009

Rank	Code	Stock	Turnover (Mil. shs)	% of total
1	01051	G-RESOURCES	38,163.00	4.11
2	01398	ICBC	23,563.65	2.54
3	03988	BANK OF CHINA	21,713.65	2.34
4	00939	CCB	21,530.81	2.32
5	00690	UNI-BIO GP-NEW	20,116.67	2.17
6	00202	INTERCHINA HOLD	18,634.85	2.01
7	01142	SIBERIAN MINING	16,734.07	1.80
8	00295	KONG SUN HOLD	15,223.79	1.64
9	00493	GOME	12,132.23	1.31
10	01041	FULBOND HOLDING	12,093.26	1.30
11	00386	SINOPEC CORP	11,283.72	1.22
12	01215	KAI YUAN HLDGS	11,036.93	1.19
13	01387	RENHE COMM	10,675.00	1.15
14	01228	SUPERB SUMMIT	8,517.47	0.92
15	00674	UNITED POWER	8,121.88	0.88
16	00064	GET NICE	7,504.29	0.81
17	00353	XIAN YUEN TITAN	7,459.53	0.80
18	00723	BRIGHT PROSPER	7,377.49	0.80
19	00857	PETROCHINA	7,283.81	0.78
20	00082	VODONE	7,156.29	0.77
Total			286,322.38	30.86

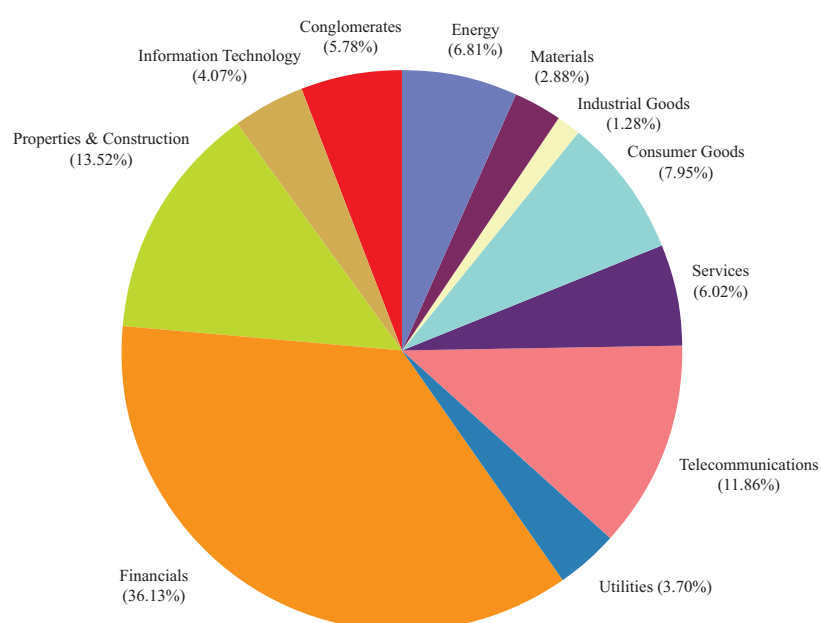
Main Board Equities

Market Capitalisation of listed companies for Main Board

		HK\$ mil.
2008	Q3	12,481,118.88
	Q4	10,253,588.75
2009	Q1	10,080,762.91
	Q2	14,074,574.48
	Q3	15,872,855.00

Market Capitalisation by Hang Seng Industry Classification System* – Main Board

Quarter-end figures



* Hang Seng Industry Classification System (HSICS) is provided by Hang Seng Indexes Company Limited.

Main Board Equities

50 Leading Companies by Market Capitalisation

as at the 3rd quarter end 2009

Rank	Code	Company	Market capitalisation (HK\$ mil.)	% of market total
1	00005	HSBC Holdings plc	1,558,700.79	9.82
2	00941	China Mobile Ltd.	1,516,537.04	9.55
3	00939	China Construction Bank Corporation - H Shares	1,390,825.43	8.76
4	01398	Industrial and Commercial Bank of China Ltd. - H Shares	485,049.97	3.06
5	00883	CNOOC Ltd.	465,453.06	2.93
6	02888	Standard Chartered PLC	383,439.50	2.42
7	03988	Bank of China Ltd. - H Shares	310,162.63	1.95
8	00016	Sun Hung Kai Properties Ltd.	292,846.87	1.84
9	00762	China Unicom (Hong Kong) Ltd.	260,971.82	1.64
10	02628	China Life Insurance Co. Ltd. - H Shares	251,139.66	1.58
11	00013	Hutchison Whampoa Ltd.	238,535.60	1.50
12	00700	Tencent Holdings Ltd.	228,982.62	1.44
13	00001	Cheung Kong (Holdings) Ltd.	227,794.76	1.44
14	03328	Bank of Communications Co., Ltd. - H Shares	217,728.58	1.37
15	00011	Hang Seng Bank Ltd.	213,552.83	1.35
16	00857	PetroChina Co. Ltd. - H Shares	184,826.36	1.16
17	02388	BOC Hong Kong (Holdings) Ltd.	179,737.26	1.13
18	02318	Ping An Insurance (Group) Co. of China Ltd. - H Shares	157,356.59	0.99
19	00066	MTR Corporation Ltd.	153,668.14	0.97
20	00388	Hong Kong Exchanges and Clearing Ltd.	151,188.45	0.95
21	00688	China Overseas Land & Investment Ltd.	136,897.42	0.86
22	00019	Swire Pacific Ltd.	133,117.42	0.84
23	00003	Hong Kong and China Gas Co. Ltd., The	127,998.05	0.81
24	00002	CLP Holdings Ltd.	126,563.14	0.80
25	00101	Hang Lung Properties Ltd.	118,362.38	0.75
26	00494	Li & Fung Ltd.	117,729.87	0.74
27	01088	China Shenhua Energy Co. Ltd. - H Shares	115,042.02	0.72
28	00004	Wharf (Holdings) Ltd., The	113,321.39	0.71
29	00386	China Petroleum & Chemical Corporation - H Shares	110,583.42	0.70
30	00012	Henderson Land Development Co. Ltd.	109,483.86	0.69
31	01688	Alibaba.com Ltd.	90,707.80	0.57
32	00006	Hongkong Electric Holdings Ltd.	90,706.12	0.57
33	00322	Tingyi (Cayman Islands) Holdings Corp.	89,388.69	0.56
34	01109	China Resources Land Ltd.	85,391.17	0.54
35	00836	China Resources Power Holdings Co. Ltd.	84,198.17	0.53
36	00267	CITIC Pacific Ltd.	74,212.20	0.47
37	01880	Belle International Holdings Ltd.	67,136.49	0.42
38	00083	Sino Land Co. Ltd.	66,953.53	0.42
39	00330	Esprit Holdings Ltd.	64,793.66	0.41
40	00017	New World Development Co. Ltd.	64,506.87	0.41
41	00998	China CITIC Bank Corporation Ltd. - H Shares	63,373.21	0.40
42	01038	Cheung Kong Infrastructure Holdings Ltd.	62,441.62	0.39
43	00144	China Merchants Holdings (International) Co. Ltd.	62,419.97	0.39
44	00151	Want Want China Holdings Ltd.	60,230.99	0.38
45	03968	China Merchants Bank Co., Ltd. - H Shares	59,799.17	0.38
46	00683	Kerry Properties Ltd.	59,191.27	0.37
47	01044	Hengan International Group Co. Ltd.	57,124.85	0.36
48	00291	China Resources Enterprise, Ltd.	53,893.96	0.34
49	00010	Hang Lung Group Ltd.	51,771.28	0.33
50	00020	Wheelock and Co. Ltd.	51,608.97	0.33
Total			11,437,446.92	72.06
Market Total			15,872,855.00	100.00

Main Board Equities

Short Selling (value)

		Short selling turnover (HK\$ mil.)	Equity turnover (HK\$ mil.) *	% of equity total
2008	Q3	327,618.01	2,847,263.13	11.51
	Q4	207,081.01	2,326,710.98	8.90
2009	Q1	193,237.79	1,906,905.94	10.13
	Q2	210,086.20	3,367,168.10	6.24
	Q3	234,578.14	3,239,927.90	7.24

* include Main Board and GEM figures

Short Selling (share)

		Short selling turnover (Mil. shs)	Equity turnover (Mil. shs) *	% of equity total
2008	Q3	27,563.50	441,101.48	6.25
	Q4	26,217.91	628,043.79	4.17
2009	Q1	23,846.47	618,173.72	3.86
	Q2	22,870.86	1,305,366.29	1.75
	Q3	20,969.48	1,012,187.21	2.07

* include Main Board and GEM figures

New Listing Companies Statistics

		No. of newly listed companies	No. of companies transferred from GEM *	Funds raised (HK\$ mil.)#
2008	Q3	7	8	11,970.91
	Q4	5	6	3,645.19
2009	Q1	7	0	1,561.65
	Q2	7	4	16,085.94
	Q3	13	0	45,370.96

* Included only the transfers of listing from GEM to Main Board pursuant to the revised Rule 9.24 of GEM Listing Rules and to the new Chapter 9A of the Main Board Listing Rules effective from 1 July 2008

All funds raised are attributed to the initial public offers of newly listed companies

Main Board Equities

Newly Listed Companies

for 3rd quarter 2009

Code	Company name	Listing date	No. of issued shares	Funds raised (HK\$ mil.)
01338	BaWang International (Group) Holding Ltd.	2009/07/03	2,905,000,000	1,915.90
00866	China Qinfra Group Ltd.	2009/07/03	1,037,500,000	724.50
00090	Amber Energy Ltd.	2009/07/10	415,000,000	190.90
00449	Chigo Holding Ltd.	2009/07/13	510,874,000	189.26
02009	BBMG Corporation - H Shares	2009/07/29	1,169,382,435	6,847.86
02288	Sundart International Holdings Ltd.	2009/08/21	480,000,000	601.92
00072	Modern Media Holdings Ltd.	2009/09/09	400,000,000	129.00
00633	China All Access (Holdings) Ltd.	2009/09/16	1,037,500,000	460.00
01099	Sinopharm Group Co. Ltd. - H Shares	2009/09/23	690,284,125	10,040.50
01618	Metallurgical Corporation of China Ltd. - H Shares	2009/09/24	2,871,000,000	18,230.85
01234	China Lilang Ltd.	2009/09/25	1,200,000,000	1,170.00
01968	Peak Sport Products Co., Ltd.	2009/09/29	2,097,903,394	1,720.28
01668	China South City Holdings Ltd.	2009/09/30	6,000,000,000	3,150.00
Total				45,370.96

Withdrawal of Listed Companies

for 3rd quarter 2009

Code	Company name	Last trading date	Delisted date
00457	O2Micro International Ltd.	2009/09/02	2009/09/10
00722	Delta Networks, Inc.	2009/09/18	2009/09/28

Main Board Equities

Company Name Changes

for 3rd quarter 2009

Code	Old name	New name	Effective date	Adoption date
00166	New Times Group Holdings Ltd.	New Times Energy Corporation Ltd.	2009/06/02	2009/07/09
00666	Yu Ming Investments Ltd.	SHK Hong Kong Industries Ltd.	2009/07/02	2009/07/13
00232	CATIC International Holdings Ltd.	AVIC International Holding (HK) Ltd.	2009/06/05	2009/07/17
00445	China Fire Safety Enterprise Group Holdings Ltd.	China Fire Safety Enterprise Group Ltd.	2009/06/05	2009/07/17
01142	Rontex International Holdings Ltd.	Siberian Mining Group Co. Ltd.	2009/05/26	2009/07/17
00851	MAE Holdings Ltd.	Sheng Yuan Holdings Ltd.	2009/06/10	2009/08/13
00959	Amax Entertainment Holdings Ltd.	Amax Holdings Ltd.	2009/07/13	2009/08/14
03899	Enric Energy Equipment Holdings Ltd.	CIMC Enric Holdings Ltd.	2009/06/30	2009/08/14
00966	China Insurance International Holdings Co. Ltd.	China Taiping Insurance Holdings Co. Ltd.	2009/08/12	2009/08/20
00661	China National Resources Development Holdings Ltd.	China Daye Non-Ferrous Metals Mining Ltd.	2009/08/10	2009/08/21
02898	Long Far Pharmaceutical Holdings Ltd.	Longrun Tea Group Co. Ltd.	2009/07/22	2009/08/24
01229	Artfield Group Ltd.	China Sonangol Resources Enterprise Ltd.	2009/07/21	2009/08/25
00835	Nubrand Group Holdings Ltd.	Asia Coal Ltd.	2009/08/05	2009/08/26
00055	Chung Tai Printing Holdings Ltd.	Neway Group Holdings Ltd.	2009/07/20	2009/09/14
00570	Wing Shan International Ltd.	Winteam Pharmaceutical Group Ltd.	2009/09/04	2009/09/16
01132	Golden Harvest Entertainment (Holdings) Ltd.	Orange Sky Golden Harvest Entertainment (Holdings) Ltd.	2009/08/24	2009/09/30

Main Board Equities

Bonus Issues / Bonus Warrants

for 3rd quarter 2009

Code	Company	Particulars	Ex-date
00271	Dan Form Holdings Co. Ltd.	1 for 10	2009/07/08
00398	Oriental Watch Holdings Ltd.	1 for 10	2009/08/19
00252	Southeast Asia Properties & Finance Ltd.	1 for 10	2009/08/21
03389	Xinyu Hengdeji Holdings Ltd.	5 for 10	2009/09/07

Share Split / Consolidation

for 3rd quarter 2009

Code	Company	Particulars	Effective date
01166	Solartech International Holdings Ltd.	Consolidation 5 into 1	2009/07/10
02379	Zhongtian International Ltd.	Consolidation 4 into 1	2009/07/15
00109	Wonderful World Holdings Ltd.	Consolidation 10 into 1	2009/07/30
00147	Chaoyue Group Ltd.	Split 1 into 10	2009/08/03
00279	Freeman Corporation Ltd.	Consolidation 10 into 1	2009/08/06
00913	Unity Investments Holdings Ltd.	Consolidation 10 into 1	2009/08/06
00852	Strong Petrochemical Holdings Ltd.	Split 1 into 4	2009/08/19
00690	Uni-Bio Science Group Ltd.	Consolidation 10 into 1	2009/08/31
00292	Asia Standard Hotel Group Ltd.	Consolidation 10 into 1	2009/09/09
00129	Asia Standard International Group Ltd.	Consolidation 10 into 1	2009/09/09
01180	Paradise Entertainment Ltd.	Consolidation 10 into 1	2009/09/30

Main Board Equities

Rights Issues & Open Offers

for 3rd quarter 2009

Month	Code	Company	Ratio	Funds raised (HK\$ mil.)
Jul	00497	Capital Strategic Investment Ltd.	Rts 9 for 20 @\$0.078	173.41
	00836	China Resources Power Holdings Co. Ltd.	Rts 1 for 10 @\$14.00	5,940.72
	00909	Zhongda International Holdings Ltd.	Open offer 3 for 5 @\$0.28	89.57
			with bonus 2 for 10 offer shs	
	00988	Loudong General Nice Resources (China) Holdings Ltd.	Open offer 2 for 5 @\$0.66	140.74
	00155	China Solar Energy Holdings Ltd.	Rts 1 for 2 @\$0.08	174.88
	00198	SMI Corporation Ltd.	Open offer 3 for 1 @\$0.10	94.22
	02389	Wang Sing International Holdings Group Ltd.	Open offer 2 for 1 @\$0.10	105.99
	00493	GOME Electrical Appliances Holding Ltd.	Open offer 18 for 100 @\$0.672	1,543.30
Aug	00597	China Resources Microelectronics Ltd.	Rts 1 for 2 @\$0.15	439.42
	00622	Enerchina Holdings Ltd.	Open offer 1 for 2 @\$0.03	71.90
	00176	United Pacific Industries Ltd.	Rts 1 for 5 @\$0.15	24.60
	00362	China Zenith Chemical Group Ltd.	Open offer 1 for 2 @\$0.11	205.75
	00021	Beauforte Investors Corporation Ltd.	Open offer 6 for 5 @\$0.40	168.66
	00585	Imagi International Holdings Ltd.	Rts 1 for 4 @\$0.25	108.18
	03311	China State Construction International Holdings Ltd.	Rts 1 for 5 @\$2.79	1,366.09
Sep	00353	Xian Yuen Titanium Resources Holdings Ltd.	Open offer 1 for 2 @\$0.08	196.20
Total				10,843.63

Main Board Equities

Placing*

Month	Code	Company	No. of new shares placed	Placing price (HK\$)	Funds raised (HK\$ mil.)
2009					
Jun **	01104	APAC RESOURCES	900,000,000	0.500	450.00
	00899	ASIA RESOURCES	8,500,000	0.397	3.37
	00295	KONG SUN HOLD	817,000,000	0.100	81.70
	02324	SINO KATALYTICS	6,940,363	0.315	2.19
	00922	VISION TECH	258,000,000	0.420	108.36
Jul	00959	AMAX HLDGS	140,000,000	0.820	114.80
	00899	ASIA RESOURCES	111,660,000	0.300	33.50
	00761	BEL GLOBAL RES	177,000,000	0.205	36.29
	00718	BESTWAY INT'L	80,000,000	0.282	22.56
	00723	BRIGHT PROSPER	3,523,280,000	0.055	193.78
	01211	BYD COMPANY	225,000,000	8.000	1,800.00
	00193	CAPITAL ESTATE	8,000,000,000	0.025	200.00
	03883	CHINA AOYUAN	360,000,000	1.730	622.80
	00736	CHINA PPT INV	412,600,000	0.090	37.13
	00326	CHINA STAR ENT	207,900,000	0.220	45.74
	00855	CHINA WATER	120,000,000	1.900	228.00
	00182	CHINA WINDPOWER	700,000,000	0.850	595.00
	02302	CNNC INT'L	50,000,000	8.780	439.00
	00351	CS CONSERVAT P	1,200,000,000	0.122	146.40
	00628	DORE HOLDINGS	300,000,000	0.300	90.00
	00639	FUSHAN ENERGY	400,000,000	4.380	1,752.00
	01051	G-RESOURCES	13,000,000,000	0.350	4,550.00
	00275	HANNY HOLDINGS	100,000,000	0.780	78.00
	00559	HUA YI COPPER	316,470,000	0.200	63.29
	00585	IMAGI INT'L	230,000,000	0.441	101.43
	01813	KWG PROPERTY	300,000,000	5.100	1,530.00
	02898	LONGRUN TEA	100,000,000	0.250	25.00
	02319	MENGNU DAIRY	173,800,000	17.600	3,058.88
	00860	MING FUNG JEWEL	130,000,000	0.610	79.30
	00925	PEAKTOP INT'L	1,700,000,000	0.150	255.00
	03813	POU SHENG INT'L	421,621,622	0.925	390.00
	01387	RENHE COMM	2,000,000,000	1.860	3,720.00
	01060	SAC CEMENT	170,000,000	0.520	88.40
	00750	SINGYES SOLAR	63,000,000	3.400	214.20
	01166	SOLARTECH INT'L	126,730,000	0.220	27.88
	01207	SRE GROUP	520,000,000	0.960	499.20
	00547	SUN INNOVATION	294,000,000	0.144	42.37
	00856	VST HOLDINGS	111,766,666	1.000	111.77
	03393	WASION GROUP	62,000,000	7.000	434.00
	00273	WILLIE INT'L	77,990,000	1.000	77.99
	03389	XINYU HENGDELI	236,000,000	2.620	618.32
Aug	01224	C C LAND	428,000,000	5.920	2,533.76
	01049	CELESTIAL ASIA	25,000,000	2.000	50.00
	00263	CH YUNNAN TIN	260,000,000	0.238	61.88
	00263	CH YUNNAN TIN	480,000,000	0.180	86.40
	01073	CHINA AGROTECH	42,900,000	0.700	30.03

Main Board Equities

Month	Code	Company	No. of new shares placed	Placing price (HK\$)	Funds raised (HK\$ mil.)
	00769	CHINA RAREEARTH	130,000,000	1.500	195.00
	01055	CHINA SOUTH AIR	721,150,000	1.130	814.90
	00111	CINDA INTL HLDG	84,460,000	2.000	168.92
	00544	DAIDO GROUP	830,000,000	0.068	56.44
	00628	DORE HOLDINGS	300,000,000	0.300	90.00
	00817	FRANSHION PPT	461,340,000	2.520	1,162.58
	03800	GCL-POLY ENERGY	1,300,000,000	2.830	3,679.00
	02307	KAM HING INT'L	30,000,000	1.200	36.00
	00230	MINMETALS LAND	222,000,000	2.100	466.20
	01868	NEO-NEON	96,731,000	2.400	232.15
	01141	POLY DEV HOLD	313,640,000	0.275	86.25
	00604	SHENZHEN INVEST	300,000,000	3.720	1,116.00
	02888	STANCHART	75,000,000	178.800	13,410.00
	00669	TECHTRONIC IND	90,000,000	6.730	605.70
	00674	UNITED POWER	523,600,000	0.360	188.50
	01001	VAN SHUNG CHONG	31,600,000	0.500	15.80
	00856	VST HOLDINGS	55,883,333	1.000	55.88
	01129	WATER INDUSTRY	450,479,000	0.295	132.89
	01189	WING ON TRAVEL	1,800,000,000	0.035	63.00
	00109	WONDERFUL WORLD	231,000,000	0.300	69.30
	00651	WONSON INT'L	150,000,000	0.430	64.50
	00353	XIAN YUEN TITAN	809,280,000	0.137	110.87
	01068	YURUN FOOD	130,000,000	13.230	1,719.90
Sep	00899	ASIA RESOURCES	81,000,000	0.250	20.25
	00497	CAPITAL STRAT	1,000,000,000	0.245	245.00
	00910	CH GRAND FOREST	1,110,000,000	0.265	294.15
	00764	CHINA STAR INV	22,000,000	0.420	9.24
	00395	CHINA ZIRCONIUM	9,310,000	3.480	32.40
	02356	DAHSHING BANKING	125,000,000	8.000	1,000.00
	00861	DIGITAL CHINA	57,647,000	6.600	380.47
	00717	EMPEROR CAPITAL	144,300,000	0.420	60.61
	00885	FOREFRONT GROUP	337,988,721	0.110	37.18
	03989	HEMBLY INT'L	29,900,000	0.600	17.94
	00397	HK HEALTH CHECK	232,500,000	0.400	93.00
	00397	HK HEALTH CHECK	134,400,000	0.500	67.20
	00776	JF FURNISHINGS	34,809,000	0.880	30.63
	00988	LOUDONG GN RES	106,500,000	1.280	136.32
	00348	LUNG CHEONG	466,958,000	0.150	70.04
	01176	NAM FONG INT'L	636,820,000	0.100	63.68
	00091	NEWSMART ENERGY	670,000,000	0.103	69.01
	00996	ORIENTAL GINZA	130,000,000	3.800	494.00
	00925	PEAKTOP INT'L	540,000,000	0.500	270.00
	00313	RICHLY FIELD	800,000,000	0.400	320.00
	00209	SEWCO INT'L	89,084,000	0.490	43.65
	01166	SOLARTECH INT'L	152,000,000	0.140	21.28
	00621	WING HING INT'L	13,800,000	1.460	20.15
Total					54,065.70

* Due to the reporting time-lag, placing figures for the quarter are provisional.

** Supplementary information update for previous quarters.

Main Board Warrants

Warrant Trading Statistics

		Equity wts (HK\$ mil.)	Derivative wts (HK\$ mil.)	Total (HK\$ mil.)
2008	Q3	166.30	555,791.97	555,958.28
	Q4	5.74	308,244.86	308,250.59
2009	Q1	5.00	314,404.68	314,409.68
	Q2	172.23	412,980.82	413,153.05
	Q3	126.39	484,790.00	484,916.39

Warrant Market Value

		Number	Equity wts (HK\$ mil.)	Number	Derivative wts (HK\$ mil.)	Total no.	Total (HK\$ mil.)
2008	Q3	37	776.08	3,941	156,186.99	3,978	156,963.07
	Q4	34	548.52	3,011	169,573.55	3,045	170,122.08
2009	Q1	31	327.03	2,510	132,412.29	2,541	132,739.32
	Q2	30	998.23	2,726	208,964.75	2,756	209,962.98
	Q3	26	835.09	3,093	190,077.28	3,119	190,912.38

New Listing Statistics – Warrants

		No. of newly listed equity wts	No. of newly listed derivative wts	Amount raised (HK\$ mil.)
2008	Q3	6	1,174	107,224.10
	Q4	3	871	80,858.92
2009	Q1	1	569	47,600.67
	Q2	7	1,005	68,757.45
	Q3	–	1,154	67,523.38

Newly Listed Equity Warrants

for 3rd quarter 2009

Code	Equity warrants	Initial issued amount (HK\$)	Listing date	Expiry	Amount raised (HK\$ mil.)
	Nil				
	Total				

Main Board Warrants

Newly Listed Derivative Warrants

for 3rd quarter 2009

Code	Derivative warrants	No. of issue (units)	Listing date	Expiry	Amount raised (HK\$ mil.)
17585	SGA Societe Generale Acceptance N.V. - Ch Mob Eu Wt Dec 2010	800,000,000	2009/07/02	2010/12/01	120.80
17586	SGA Societe Generale Acceptance N.V. - CTel Eu Wt Feb 2010 A	150,000,000	2009/07/02	2010/02/01	78.00
17587	SGA Societe Generale Acceptance N.V.-Zijin Mining Eu Wt Jul10	200,000,000	2009/07/02	2010/07/12	52.00
17590	UBS AG - CHALCO European Warrants Jan 2010	200,000,000	2009/07/02	2010/01/18	30.00
17591	UBS AG - China COSCO European Warrants Feb 2010 A	200,000,000	2009/07/02	2010/02/22	50.00
17593	UBS AG - China Tel European Warrants Dec 2009 G	200,000,000	2009/07/02	2009/12/14	90.00
17594	UBS AG - China Tel European Warrants Jan 2010 B	200,000,000	2009/07/02	2010/01/04	56.00
17588	UBS AG - PetroChina European Warrants Feb 2010	200,000,000	2009/07/02	2010/02/08	30.00
17589	UBS AG - PetroChina European Warrants Apr 2010 A	200,000,000	2009/07/02	2010/04/26	30.00
17592	UBS AG - PetroChina European Put Warrants Feb 2010	200,000,000	2009/07/02	2010/02/01	30.00
17595	UBS AG - Ping An European Warrants Jun 2010	200,000,000	2009/07/02	2010/06/28	30.00
16944#	Deutsche Bank AG - HKEx European Put Warrants Nov 2009 B	200,000,000	2009/07/02	2009/11/16	21.00
17600	Deutsche Bank AG - CC Bank European Warrants Feb 2010	200,000,000	2009/07/03	2010/02/08	112.00
17604	Deutsche Bank AG - CC Bank European Put Warrants Feb 2010	200,000,000	2009/07/03	2010/02/01	140.00
17596	Deutsche Bank AG - China Life European Warrants Dec 2009 F	200,000,000	2009/07/03	2009/12/21	52.00
17597	Deutsche Bank AG - A50 China European Warrants Mar 2010 C	200,000,000	2009/07/03	2010/03/29	50.00
17598	Deutsche Bank AG - A50 China European Put Wts Apr 2010 A	200,000,000	2009/07/03	2010/04/19	60.00
17599	Deutsche Bank AG - HSI European Warrants Dec 2009 H	300,000,000	2009/07/03	2009/12/30	45.00
17601	KBC Fin Products Int'l Ltd. - BOCL European Wts Jan 2010 D	400,000,000	2009/07/03	2010/01/04	100.00
17602	KBC Fin Products Int'l Ltd. - BOCL European Wts Jan 2010 E	400,000,000	2009/07/03	2010/01/18	100.00
17610	KBC Fin Products Int'l Ltd. - BOCL Euro Put Wts Jan 2010 F	328,000,000	2009/07/03	2010/01/15	98.40
17603	KBC Fin Products Int'l Ltd. - CC Bank Euro Wts Dec 2009 D	198,000,000	2009/07/03	2009/12/16	98.41
17605	KBC Fin Products Int'l Ltd. - CC Bank Euro Wts Jan 2010 C	258,000,000	2009/07/03	2010/01/04	98.04
17611	KBC Fin Products Int'l Ltd. - CC Bank Euro Put Wts Dec 2009F	400,000,000	2009/07/03	2009/12/18	75.20
17606	KBC Fin Products Int'l Ltd. - China Tel Euro Wts Jan 2010 A	208,000,000	2009/07/03	2010/01/04	95.68
17607	KBC Fin Products Int'l Ltd. - China Tel Euro Wts Jan 2010 B	338,000,000	2009/07/03	2010/01/04	98.02
17608	KBC Fin Products Int'l Ltd. - ICBC European Wts Jan 2010	318,000,000	2009/07/03	2010/01/08	98.58
17609	KBC Fin Products Int'l Ltd. - PetroChina Euro Wts Mar 2010 B	438,000,000	2009/07/03	2010/03/23	65.70
17612	KBC Fin Products Int'l Ltd. - PetroChina Eur Put Wt Feb 10 C	400,000,000	2009/07/03	2010/02/18	100.00
16772#	KBC Fin Products Int'l Ltd. - HSI Euro Put Wts Oct 2009 M	600,000,000	2009/07/03	2009/10/29	42.00
17625	ABN AMRO Bank N.V. - CC Bank European Warrants Dec 2009 B	200,000,000	2009/07/06	2009/12/21	148.60
17626	Deutsche Bank AG - HSI European Put Warrants Dec 2009 I	300,000,000	2009/07/06	2009/12/30	51.00
17627	KBC Fin Products Int'l Ltd. - CC Bank Euro Put Wts Nov 2010	338,000,000	2009/07/06	2010/11/02	84.50
17624	KBC Fin Products Int'l Ltd. - CC Bank Euro Wts Jan 2010 D	288,000,000	2009/07/06	2010/01/08	97.92
17622	KBC Fin Products Int'l Ltd. - HSI Euro Put Wts Jan 2010 C	400,000,000	2009/07/06	2010/01/28	100.00
17623	KBC Fin Products Int'l Ltd. - HSI Euro Put Wts Jan 2010 D	400,000,000	2009/07/06	2010/01/28	100.00
17628	KBC Fin Products Int'l Ltd. - ICBC Euro Put Wts Nov 2010 B	208,000,000	2009/07/06	2010/11/08	52.00
17613	Macquarie Bank Ltd. - CC Bank European Warrants Jan 2010	300,000,000	2009/07/06	2010/01/28	194.40
17617	Macquarie Bank Ltd. - CC Bank European Put Warrants Jan 2010	300,000,000	2009/07/06	2010/01/28	155.40
17614	Macquarie Bank Ltd. - CNOOC European Warrants Jan 2010	300,000,000	2009/07/06	2010/01/28	75.60
17615	SGA Societe Generale Acceptance N.V. - CHALCO Eu Wt Mar 2010	250,000,000	2009/07/06	2010/03/24	40.00
17621	SGA Societe Generale Acceptance N.V. - A50 Ch Eu Wt Mar 10 B	300,000,000	2009/07/06	2010/03/22	57.00

Main Board Warrants

Code	Derivative warrants	No. of issue (units)	Listing date	Expiry	Amount raised (HK\$ mil.)
17616	SGA Societe Generale Acceptance N.V. - HSI Eu Put Wt Jan 10A	300,000,000	2009/07/06	2010/01/28	75.00
17618	SGA Societe Generale Acceptance N.V. - HSI Eu Put Wt Jan 10B	300,000,000	2009/07/06	2010/01/28	90.00
17619	SGA Societe Generale Acceptance N.V. - JIANC Eu Wts Jan10	250,000,000	2009/07/06	2010/01/11	70.00
17620	SGA Societe Generale Acceptance N.V. - JIANC Eu Wts Feb 10 A	250,000,000	2009/07/06	2010/02/03	95.00
17165#	Merrill Lynch Int'l & Co. C.V. - HSI European Put Wts Dec09	200,000,000	2009/07/06	2009/12/30	33.40
17646	Barclays Bank plc - HKEx European Warrants Mar 2010 A	500,000,000	2009/07/07	2010/03/30	126.00
17650	Barclays Bank plc - HKEx European Put Warrants Mar 2010	500,000,000	2009/07/07	2010/03/30	125.00
17635	Barclays Bank plc - HSI European Put Warrants Jan 2010 C	500,000,000	2009/07/07	2010/01/28	125.00
17631	Barclays Bank plc - HSI European Warrants Jan 2010 A	500,000,000	2009/07/07	2010/01/28	131.00
17632	Barclays Bank plc - HSI European Warrants Jan 2010 B	500,000,000	2009/07/07	2010/01/28	126.00
17641	KBC Fin Products Int'l Ltd. - China Tel Euro Wts Feb 2010	348,000,000	2009/07/07	2010/02/10	97.44
17642	KBC Fin Products Int'l Ltd. - China Tel Euro Wts Mar 2010	400,000,000	2009/07/07	2010/03/08	100.00
17639	KBC Fin Products Int'l Ltd. - CC Bank Euro Wts Feb 2010 A	338,000,000	2009/07/07	2010/02/01	94.64
17640	KBC Fin Products Int'l Ltd. - CC Bank Euro Wts Feb 2010 B	400,000,000	2009/07/07	2010/02/08	100.00
17644	KBC Fin Products Int'l Ltd. - A50 Ch Euro Wts Jan 2010 B	400,000,000	2009/07/07	2010/01/18	100.00
17645	KBC Fin Products Int'l Ltd. - A50 Ch Euro Wts Mar 2010 B	400,000,000	2009/07/07	2010/03/10	100.00
17643	KBC Fin Products Int'l Ltd. - ICBC European Wts Feb 2010 C	368,000,000	2009/07/07	2010/02/18	99.36
17629	Macquarie Bank Ltd. - China Overseas European Wts Mar 2010	200,000,000	2009/07/07	2010/03/30	50.00
17633	Macquarie Bank Ltd. - China Overseas European Put Wts Mar10	200,000,000	2009/07/07	2010/03/30	50.20
17630	Macquarie Bank Ltd. - Tencent European Put Warrants Jun 10A	200,000,000	2009/07/07	2010/06/29	50.00
17634	UBS AG - China Shenhua European Warrants Jan 2010	100,000,000	2009/07/07	2010/01/11	39.00
17636	UBS AG - A50 China European Warrants Feb 2010 C	200,000,000	2009/07/07	2010/02/22	34.00
17637	UBS AG - A50 China European Warrants Apr 2010	200,000,000	2009/07/07	2010/04/26	50.00
17638	UBS AG - A50 China European Warrants May 2010 A	200,000,000	2009/07/07	2010/05/31	50.00
16355#	CC Rabobank B.A. - A50 China European Put Warrants Dec 2009	100,000,000	2009/07/07	2009/12/18	12.70
16752#	CC Rabobank B.A. - HSBC European Put Warrants Nov 2009	200,000,000	2009/07/07	2009/11/25	12.40
17668	BNP Paribas Arbit Issu B.V. - BOCL European Wts Dec 2009 B	150,000,000	2009/07/08	2009/12/14	39.00
17670	BNP Paribas Arbit Issu B.V. - HKEx European Put Wts Feb 2010	200,000,000	2009/07/08	2010/02/02	60.00
17669	BNP Paribas Arbit Issu B.V. - HKEx European Wts Mar 2010 B	200,000,000	2009/07/08	2010/03/02	50.00
17684	BNP Paribas Arbit Issu B.V. - ICBC European Wts Sep 2010	300,000,000	2009/07/08	2010/09/02	45.00
17661	Merrill Lynch Int'l & Co. C.V. - CK(H) European Wts Oct 2010	150,000,000	2009/07/08	2010/10/25	37.50
17662	Merrill Lynch Int'l & Co. C.V. - Ch Shenhua Eur Wts Jan 2010	150,000,000	2009/07/08	2010/01/25	48.00
17660	Merrill Lynch Int'l & Co. C.V. - A50 China Eur Wt Feb 2010	150,000,000	2009/07/08	2010/02/22	26.10
17663	Merrill Lynch Int'l & Co. C.V. - JX Copper Euro Wts Mar10	150,000,000	2009/07/08	2010/03/15	30.90
17664	Merrill Lynch Int'l & Co. C.V. - SHK Ppt Euro Wts Oct 2010	150,000,000	2009/07/08	2010/10/18	37.50
17675	CC Rabobank B.A. - Ch Mobile European Warrants Aug 2010	190,000,000	2009/07/08	2010/08/09	30.40
17680	CC Rabobank B.A. - Sinopec Corp European Warrants Aug 2011	180,000,000	2009/07/08	2011/08/01	32.40
17678	CC Rabobank B.A. - HSBC European Warrants Jun 2010	230,000,000	2009/07/08	2010/06/14	34.50
17677	CC Rabobank B.A. - HSBC European Warrants Aug 2010	230,000,000	2009/07/08	2010/08/02	39.10
17665	CC Rabobank B.A. - HSI European Warrants Nov 2009 C	200,000,000	2009/07/08	2009/11/27	46.00
17666	CC Rabobank B.A. - HSI European Warrants Nov 2009 D	200,000,000	2009/07/08	2009/11/27	35.00
17667	CC Rabobank B.A. - HSI European Put Warrants Nov 2009 F	200,000,000	2009/07/08	2009/11/27	33.00
17681	CC Rabobank B.A. - ICBC European Warrants Dec 2010 A	180,000,000	2009/07/08	2010/12/13	27.00
17682	CC Rabobank B.A. - PetroChina European Warrants Mar 2010 B	150,000,000	2009/07/08	2010/03/30	22.50

Main Board Warrants

Code	Derivative warrants	No. of issue (units)	Listing date	Expiry	Amount raised (HK\$ mil.)
17647	SGA Societe Generale Acceptance N.V.-Ch Overseas Eu Wt Dec09	200,000,000	2009/07/08	2009/12/14	79.00
17648	SGA Societe Generale Acceptance N.V.-Ch Overseas Eu Wt Feb10	200,000,000	2009/07/08	2010/02/22	102.00
17674	SGA Societe Generale Acceptance N.V. - A50 Ch Eu Wt Feb 2010	300,000,000	2009/07/08	2010/02/22	52.20
17652	SGA Societe Generale Acceptance N.V. - HSCEI Eu Wt Jan 2010A	300,000,000	2009/07/08	2010/01/28	75.00
17653	SGA Societe Generale Acceptance N.V. - HSCEI Eu Wt Jan 2010B	300,000,000	2009/07/08	2010/01/28	75.00
17654	SGA Societe Generale Acceptance N.V. - HSCEI Eu Wt Jan 2010C	300,000,000	2009/07/08	2010/01/28	75.00
17655	SGA Societe Generale Acceptance N.V. - HSCEI Eu Wt Jan 2010D	300,000,000	2009/07/08	2010/01/28	76.50
17656	SGA Societe Generale Acceptance N.V. -HSCEI Eu Put Wt Jan10E	300,000,000	2009/07/08	2010/01/28	75.00
17657	SGA Societe Generale Acceptance N.V. -HSCEI Eu Put Wt Jan10F	300,000,000	2009/07/08	2010/01/28	75.00
17658	SGA Societe Generale Acceptance N.V. -HSCEI Eu Put Wt Jan10G	300,000,000	2009/07/08	2010/01/28	75.00
17659	SGA Societe Generale Acceptance N.V. -HSCEI Eu Put Wt Jan10H	300,000,000	2009/07/08	2010/01/28	76.50
17649	SGA Societe Generale Acceptance N.V. - Tencent Eu Wt Feb10	250,000,000	2009/07/08	2010/02/22	63.75
17651	SGA Societe Generale Acceptance N.V. - Tencent Eu Wt Jun10	250,000,000	2009/07/08	2010/06/02	68.75
17671	UBS AG - CNOOC European Warrants Apr 2010 A	200,000,000	2009/07/08	2010/04/07	30.00
17672	UBS AG - PetroChina European Warrants Apr 2010 B	200,000,000	2009/07/08	2010/04/07	30.00
17673	UBS AG - PetroChina European Warrants Jun 2010	200,000,000	2009/07/08	2010/06/07	30.00
16917#	Macquarie Bank Ltd. - CC Bank European Put Warrants Dec 2009	200,000,000	2009/07/08	2009/12/30	28.00
17693	BNP Paribas Arbit Issu B.V. - Ch Comm Cons Eur Wt Jun 2010	200,000,000	2009/07/09	2010/06/21	40.00
17695	BNP Paribas Arbit Issu B.V. - Ch Railway Euro Wts Nov 2010	200,000,000	2009/07/09	2010/11/15	40.00
17694	BNP Paribas Arbit Issu B.V. - CRCC European Wts May 2010	200,000,000	2009/07/09	2010/05/31	50.00
17691	BNP Paribas Arbit Issu B.V. - A50 China Euro Wts Apr 2010 B	200,000,000	2009/07/09	2010/04/26	50.00
17692	BNP Paribas Arbit Issu B.V. - A50 China Euro Put Wts Jun10	200,000,000	2009/07/09	2010/06/28	50.00
17679	Citigroup Global Mkt H Inc. - BankComm European Wts May 2010	100,000,000	2009/07/09	2010/05/03	25.00
17685	Citigroup Global Mkt H Inc. - China Tel Euro Wts May 2010	100,000,000	2009/07/09	2010/05/10	42.00
17683	Citigroup Global Mkt H Inc. - CC Bank European Wts Apr 2010	80,000,000	2009/07/09	2010/04/26	70.40
17686	Citigroup Global Mkt H Inc. - CNOOC European Wts May 2010	180,000,000	2009/07/09	2010/05/03	45.00
17687	Citigroup Global Mkt H Inc. - HKEx European Wts Jun 2010	175,000,000	2009/07/09	2010/06/14	47.25
17688	J P Morgan SP BV - CM Bank European Warrants Feb 2010	100,000,000	2009/07/09	2010/02/22	29.80
17689	J P Morgan SP BV - China Shenhua European Warrants Jan 2010	180,000,000	2009/07/09	2010/01/15	54.00
17690	J P Morgan SP BV - Tencent European Warrants Jan 2010	180,000,000	2009/07/09	2010/01/21	27.36
17676	Macquarie Bank Ltd. - Sinopec Corp European Wts Oct 2010	200,000,000	2009/07/09	2010/10/04	31.00
15466#	KBC Fin Products Int'l Ltd. - Sinopec Euro Wts Nov 2009 A	688,000,000	2009/07/09	2009/11/23	59.17
17707	BNP Paribas Arbit Issu B.V. - HSI Euro Put Wts Nov 2009 H	300,000,000	2009/07/10	2009/11/27	45.00
17708	Deutsche Bank AG - A50 China European Warrants Feb 2010	200,000,000	2009/07/10	2010/02/08	50.00
17705	J P Morgan SP BV - China Tel European Warrants Mar 2010	150,000,000	2009/07/10	2010/03/30	65.25
17706	J P Morgan SP BV - PetroChina European Warrants Feb 2010	150,000,000	2009/07/10	2010/02/01	22.50
17696	Macquarie Bank Ltd. -CHALCO European Put Warrants Mar 2010	100,000,000	2009/07/10	2010/03/30	87.50
17697	Macquarie Bank Ltd. - Zijin Mining European Put Wts Mar10	100,000,000	2009/07/10	2010/03/30	82.30
17700	Merrill Lynch Int'l & Co. C.V. - BankComm Euro Wts Oct 2010	200,000,000	2009/07/10	2010/10/25	50.00
17701	Merrill Lynch Int'l & Co. C.V. - BankComm Euro Put Wts Aug10	200,000,000	2009/07/10	2010/08/30	51.00
17702	Merrill Lynch Int'l & Co. C.V. - CM Bank Euro Put Wts Mar 10	200,000,000	2009/07/10	2010/03/22	55.00
17698	Merrill Lynch Int'l & Co. C.V. -HSI European Warrants Feb10C	300,000,000	2009/07/10	2010/02/25	75.00
17699	Merrill Lynch Int'l & Co. C.V. -HSI European Warrants Feb10D	300,000,000	2009/07/10	2010/02/25	75.00
17703	Merrill Lynch Int'l & Co. C.V. -HSI European Put Wts Feb 10B	300,000,000	2009/07/10	2010/02/25	90.00

Main Board Warrants

Code	Derivative warrants	No. of			Amount raised (HK\$ mil.)
		issue (units)	Listing date	Expiry	
17704	SGA Societe Generale Acceptance N.V. - A50 Ch Eu Wt Apr 2010	300,000,000	2009/07/10	2010/04/26	75.00
17723	ABN AMRO Bank N.V. - HSI European Put Warrants Dec 2009 A	400,000,000	2009/07/13	2009/12/30	86.00
17720	BNP Paribas Arbit Issu B.V. - China Life Euro Wts Mar 2010 B	200,000,000	2009/07/13	2010/03/03	78.00
17719	BNP Paribas Arbit Issu B.V. - CNOOC European Wts Mar 2010	200,000,000	2009/07/13	2010/03/15	30.00
17718	BNP Paribas Arbit Issu B.V. - Ping An European Wts Jun10	200,000,000	2009/07/13	2010/06/29	32.00
17710	HK Bank - China Overseas European Warrants Mar 2010	180,000,000	2009/07/13	2010/03/26	52.20
17709	HK Bank - CITIC Bank European Warrants Mar 2010	100,000,000	2009/07/13	2010/03/26	107.00
17711	HK Bank - A50 China European Warrants Mar 2010	180,000,000	2009/07/13	2010/03/26	45.00
17721	KBC Fin Products Int'l Ltd. - A50 Ch Euro Wts Feb 2010	400,000,000	2009/07/13	2010/02/08	100.00
17722	KBC Fin Products Int'l Ltd. - HSI Euro Put Wts Dec 2009 J	600,000,000	2009/07/13	2009/12/30	90.00
17712	Macquarie Bank Ltd. - A50 China European Warrants Mar 2010 B	250,000,000	2009/07/13	2010/03/09	62.75
17713	CC Rabobank B.A. - BOCL European Warrants Feb 2010	60,000,000	2009/07/13	2010/02/12	21.60
17714	CC Rabobank B.A. - CC Bank European Warrants Jan 2010 A	60,000,000	2009/07/13	2010/01/22	40.20
17715	CC Rabobank B.A. - China Life European Warrants Feb 2010 B	80,000,000	2009/07/13	2010/02/25	20.80
17716	CC Rabobank B.A. - HKEx European Warrants Mar 2010 C	120,000,000	2009/07/13	2010/03/12	30.00
17717	CC Rabobank B.A. - ICBC European Warrants Jan 2010	60,000,000	2009/07/13	2010/01/28	31.80
17178#	Macquarie Bank Ltd. - CNOOC European Warrants Sep 2009 B	400,000,000	2009/07/13	2009/09/29	16.80
17730	Macquarie Bank Ltd. - HSI European Put Warrants Feb 2010 D	400,000,000	2009/07/14	2010/02/25	100.00
17728	Macquarie Bank Ltd. - HSI European Warrants Feb 2010 B	400,000,000	2009/07/14	2010/02/25	100.00
17729	Macquarie Bank Ltd. - HSI European Warrants Feb 2010 C	400,000,000	2009/07/14	2010/02/25	100.00
17724	UBS AG - HSI European Warrants Dec 2009 K	200,000,000	2009/07/14	2009/12/30	36.00
17725	UBS AG - HSI European Warrants Dec 2009 L	200,000,000	2009/07/14	2009/12/30	30.00
17726	UBS AG - HSI European Put Warrants Jan 2010 B	200,000,000	2009/07/14	2010/01/28	57.00
17727	UBS AG - HSI European Put Warrants Jan 2010 C	200,000,000	2009/07/14	2010/01/28	66.00
16997#	ABN AMRO Bank N.V. - China Life European Warrants Nov 2009 C	100,000,000	2009/07/14	2009/11/23	22.70
17732	BOCI Asia Ltd. - HSI European Warrants Jan 2010	200,000,000	2009/07/15	2010/01/28	50.00
17736	BOCI Asia Ltd. - HSI European Put Warrants Jan 2010	200,000,000	2009/07/15	2010/01/28	50.00
17745	BNP Paribas Arbit Issu B.V. - China Life Eu Put Wts Nov 09 D	200,000,000	2009/07/15	2009/11/23	32.00
17744	Goldman Sachs SP (Asia) - A50 China European Wts Jan 2010	200,000,000	2009/07/15	2010/01/28	50.00
17734	Macquarie Bank Ltd. - HSBC European Warrants Sep 2011	200,000,000	2009/07/15	2011/09/15	30.00
17735	Macquarie Bank Ltd. - HSBC European Warrants Jan 2010 B	200,000,000	2009/07/15	2010/01/28	93.20
17737	Macquarie Bank Ltd. - HSBC European Put Warrants Jan 2010 D	200,000,000	2009/07/15	2010/01/28	50.40
17733	Macquarie Bank Ltd. - HSI European Warrants Dec 2009 H	400,000,000	2009/07/15	2009/12/30	75.60
17738	Macquarie Bank Ltd. - HSI European Put Warrants Dec 2009 I	400,000,000	2009/07/15	2009/12/30	60.00
17739	CC Rabobank B.A. - China Life European Warrants Feb 2010 C	120,000,000	2009/07/15	2010/02/12	49.20
17740	CC Rabobank B.A. - China Life European Warrants Feb 2010 D	120,000,000	2009/07/15	2010/02/25	44.40
17741	CC Rabobank B.A. - China Life European Warrants Mar 2010 A	120,000,000	2009/07/15	2010/03/30	42.00
17742	CC Rabobank B.A. - HKEx European Put Warrants Dec 2010	120,000,000	2009/07/15	2010/12/30	30.00
17743	CC Rabobank B.A. - HSBC European Put Warrants Dec 2010 C	120,000,000	2009/07/15	2010/12/20	20.76
17731	SGA Societe Generale Acceptance N.V. - Ping An Eu Wt Dec 09	500,000,000	2009/07/15	2009/12/14	89.50
17750	ABN AMRO Bank N.V. - China Life European Warrants Dec 2009 B	250,000,000	2009/07/16	2009/12/21	61.00
17751	ABN AMRO Bank N.V. - China Life European Warrants Dec 2009 C	250,000,000	2009/07/16	2009/12/28	38.50
17755	ABN AMRO Bank N.V. - China Life European Put Wts Dec 2009	200,000,000	2009/07/16	2009/12/14	61.40
17752	BNP Paribas Arbit Issu B.V. - Sinopec Corp Euro Wts Aug 2011	300,000,000	2009/07/16	2011/08/03	75.00

Main Board Warrants

Code	Derivative warrants	No. of issue (units)	Listing date	Expiry	Amount raised (HK\$ mil.)
17749	KBC Fin Products Int'l Ltd. - China Life Euro Wts Nov 2009 G	428,000,000	2009/07/16	2009/11/11	75.33
17746	CC Rabobank B.A. - A50 China European Warrants Feb 2010 A	200,000,000	2009/07/16	2010/02/25	37.60
17747	UBS AG - BankComm European Warrants Apr 2010 B	200,000,000	2009/07/16	2010/04/26	30.00
17748	UBS AG - CM Bank European Put Warrants Jan 2010	200,000,000	2009/07/16	2010/01/11	30.00
17753	HK Bank - China Unicom European Warrants Apr 2010	150,000,000	2009/07/17	2010/04/16	37.50
17754	HK Bank - Datang Power European Warrants Apr 2010	120,000,000	2009/07/17	2010/04/16	105.60
17760	KBC Fin Products Int'l Ltd. - China Life Euro Wts Jan 2010 D	428,000,000	2009/07/17	2010/01/04	64.20
17756	SGA Societe Generale Acceptance N.V. - CP&CC Eur Wt Sep 10 A	500,000,000	2009/07/17	2010/09/22	92.00
17757	SGA Societe Generale Acceptance N.V. - CP&CC Eur Wt Dec 10 A	500,000,000	2009/07/17	2010/12/22	78.00
17758	SGA Societe Generale Acceptance N.V. - CP&CC Eur Wt Jul 2011	500,000,000	2009/07/17	2011/07/25	102.50
17759	SGA Societe Generale Acceptance N.V.-A50 Ch Eu Put Wt Jan10A	200,000,000	2009/07/17	2010/01/06	30.00
15487#	Merrill Lynch Int'l & Co. C.V. - Sinopec Euro Wts Nov 2009	200,000,000	2009/07/17	2009/11/03	18.80
17761	Macquarie Bank Ltd. - Renhe Comm European Warrants Jan 2010	150,000,000	2009/07/20	2010/01/28	45.90
17762	Standard Bank PLC - China Life European Warrants Feb 2010	200,000,000	2009/07/20	2010/02/19	50.00
17763	Standard Bank PLC - A50 China European Warrants Apr 2010	200,000,000	2009/07/20	2010/04/23	50.00
17766	Citigroup Global Mkt H Inc. - A50 China Euro Wts Jun 2010	175,000,000	2009/07/21	2010/06/28	49.00
17770	Citigroup Global Mkt H Inc. - A50 China Eur Put Wts Jun 2010	175,000,000	2009/07/21	2010/06/28	45.50
17767	Citigroup Global Mkt H Inc. - Hutchison Euro Wts Aug 2010	60,000,000	2009/07/21	2010/08/30	47.40
17768	Citigroup Global Mkt H Inc. - Ping An Euro Wts Dec 2010	175,000,000	2009/07/21	2010/12/20	43.75
17769	Citigroup Global Mkt H Inc. - SHK Ppt European Wts Oct 2010	175,000,000	2009/07/21	2010/10/25	43.75
17764	Macquarie Bank Ltd. - Anhui Conch European Warrants Jan 2010	100,000,000	2009/07/21	2010/01/28	39.40
17765	Macquarie Bank Ltd. - China Unicom European Put Wts Sep 2010	300,000,000	2009/07/21	2010/09/29	75.00
17773	CC Rabobank B.A. - Ch Mobile European Put Wts Jun 2011	200,000,000	2009/07/21	2011/06/10	50.00
17771	CC Rabobank B.A. - China Life European Put Warrants Jan 2010	100,000,000	2009/07/21	2010/01/28	33.00
17772	CC Rabobank B.A. - China Life European Put Warrants Feb 2010	100,000,000	2009/07/21	2010/02/25	53.00
17774	CC Rabobank B.A. - PetroChina European Put Warrants Dec 2010	150,000,000	2009/07/21	2010/12/30	23.25
17775	ABN AMRO Bank N.V. - A50 China European Put Wts Jan 2010	200,000,000	2009/07/22	2010/01/11	32.00
17776	BOCI Asia Ltd. - China Life European Warrants Jan 2010	200,000,000	2009/07/23	2010/01/25	50.00
17777	HK Bank - A50 China European Warrants Jun 2010	180,000,000	2009/07/23	2010/06/29	45.00
17781	HK Bank - A50 China European Put Warrants Jun 2010	180,000,000	2009/07/23	2010/06/29	45.00
17778	CC Rabobank B.A. - HSI European Warrants Jan 2010 D	100,000,000	2009/07/23	2010/01/28	25.00
17782	CC Rabobank B.A. - HSI European Put Warrants Jan 2010 E	100,000,000	2009/07/23	2010/01/28	15.00
17779	CC Rabobank B.A. - HSI European Put Warrants Feb 2010 B	100,000,000	2009/07/23	2010/02/25	25.00
17792	BNP Paribas Arbit Issu B.V. - A50 China Euro Wts Mar 2010	200,000,000	2009/07/24	2010/03/30	50.00
17793	BNP Paribas Arbit Issu B.V. - HSI European Wts Jan 2010 A	300,000,000	2009/07/24	2010/01/28	75.00
17794	BNP Paribas Arbit Issu B.V. - HSI European Wts Jan 2010 B	300,000,000	2009/07/24	2010/01/28	75.00
17789	Deutsche Bank AG - BOCL European Warrants Feb 2010	200,000,000	2009/07/24	2010/02/08	78.00
17790	Deutsche Bank AG - CC Bank European Warrants Mar 2010 B	200,000,000	2009/07/24	2010/03/15	154.00
17791	Deutsche Bank AG - HKEx European Put Warrants Mar 2010	200,000,000	2009/07/24	2010/03/29	50.00
17795	Deutsche Bank AG - HSI European Put Warrants Jan 2010 A	300,000,000	2009/07/24	2010/01/28	75.00
17780	HK Bank - CNOOC European Put Warrants Aug 2010	180,000,000	2009/07/24	2010/08/25	45.00
17783	HK Bank - PetroChina European Put Warrants Jun 2010	180,000,000	2009/07/24	2010/06/25	45.00
17785	J P Morgan SP BV - Anhui Conch European Warrants Jan 2010	188,000,000	2009/07/24	2010/01/26	103.96
17784	J P Morgan SP BV - CHALCO European Warrants May 2010	200,000,000	2009/07/24	2010/05/26	38.20

Main Board Warrants

Code	Derivative warrants	No. of			Amount raised (HK\$ mil.)
		issue (units)	Listing date	Expiry	
17786	J P Morgan SP BV - China Coal European Warrants Mar 2010	180,000,000	2009/07/24	2010/03/15	27.36
17787	J P Morgan SP BV - CNBM European Warrants Jan 2010	100,000,000	2009/07/24	2010/01/25	30.00
17788	J P Morgan SP BV - JX Copper European Warrants Mar 2010	188,000,000	2009/07/24	2010/03/10	35.16
17165#	Merrill Lynch Int'l & Co. C.V. - HSI European Put Wts Dec09	400,000,000	2009/07/24	2009/12/30	44.40
17825	ABN AMRO Bank N.V. - China Life European Warrants Dec 2009 D	250,000,000	2009/07/27	2009/12/21	37.50
17803	ABN AMRO Bank N.V. - HSI European Warrants Dec 2009 C	400,000,000	2009/07/27	2009/12/30	61.60
17807	ABN AMRO Bank N.V. - HSI European Put Warrants Jan 2010	400,000,000	2009/07/27	2010/01/28	67.60
17808	ABN AMRO Bank N.V. - HSI European Put Warrants Feb 2010	400,000,000	2009/07/27	2010/02/25	84.40
17806	ABN AMRO Bank N.V. - HSI European Put Warrants Dec 2009 B	400,000,000	2009/07/27	2009/12/30	82.80
17826	ABN AMRO Bank N.V. - ICBC European Warrants Dec 2009 C	150,000,000	2009/07/27	2009/12/31	44.40
17822	BNP Paribas Arbit Issu B.V. - HSBC European Wts Sep 2010	200,000,000	2009/07/27	2010/09/20	30.00
17824	BNP Paribas Arbit Issu B.V. - HSI European Wts Mar 2010 A	300,000,000	2009/07/27	2010/03/30	75.00
17823	BNP Paribas Arbit Issu B.V. - ICBC European Wts Feb 2010	200,000,000	2009/07/27	2010/02/02	62.00
17812	Credit Suisse - HSI European Warrants Feb 2010	200,000,000	2009/07/27	2010/02/25	50.00
17813	Credit Suisse - HSI European Warrants Mar 2010	200,000,000	2009/07/27	2010/03/30	50.00
17816	Credit Suisse - HSI European Put Warrants Feb 2010	200,000,000	2009/07/27	2010/02/25	50.00
17817	Credit Suisse - HSI European Put Warrants Mar 2010	200,000,000	2009/07/27	2010/03/30	50.00
17814	Deutsche Bank AG - CNOOC European Put Warrants Mar 2010	200,000,000	2009/07/27	2010/03/22	50.00
17818	Deutsche Bank AG - A50 China European Put Wts Apr 2010 B	200,000,000	2009/07/27	2010/04/26	50.00
17815	Deutsche Bank AG - HSI European Put Warrants Jan 2010 B	300,000,000	2009/07/27	2010/01/28	75.00
17819	Deutsche Bank AG - ICBC European Warrants Mar 2010	200,000,000	2009/07/27	2010/03/15	120.00
17827	Goldman Sachs SP (Asia) - HSI European Warrants Mar 2010 A	200,000,000	2009/07/27	2010/03/30	50.00
17828	Goldman Sachs SP (Asia) - HSI European Warrants Apr 2010	200,000,000	2009/07/27	2010/04/29	50.00
17831	Goldman Sachs SP (Asia) - HSI European Put Wts Mar 2010	200,000,000	2009/07/27	2010/03/30	50.00
17829	Goldman Sachs SP (Asia) - HSI European Put Wts Feb 2010 A	200,000,000	2009/07/27	2010/02/25	50.00
17830	Goldman Sachs SP (Asia) - HSI European Put Wts Feb 2010 B	200,000,000	2009/07/27	2010/02/25	50.00
17802	HK Bank - R&F Ppt European Warrants Mar 2010 A	180,000,000	2009/07/27	2010/03/26	57.60
17810	Macquarie Bank Ltd. - BYD European Warrants Jun 2011	100,000,000	2009/07/27	2011/06/29	25.00
17804	Macquarie Bank Ltd. - HSI European Warrants Dec 2009 J	300,000,000	2009/07/27	2009/12/30	45.00
17805	Macquarie Bank Ltd. - HSI European Warrants Dec 2009 K	300,000,000	2009/07/27	2009/12/30	45.00
17809	Macquarie Bank Ltd. - HSI European Put Warrants Dec 2009 L	300,000,000	2009/07/27	2009/12/30	59.40
17811	Macquarie Bank Ltd. - SHK Ppt European Warrants Sep 2010	200,000,000	2009/07/27	2010/09/29	50.00
17820	Standard Bank PLC - CNOOC European Warrants Jul 2010	200,000,000	2009/07/27	2010/07/12	50.00
17821	Standard Bank PLC - PetroChina European Warrants Aug 2010	200,000,000	2009/07/27	2010/08/20	50.00
17796	SGA Societe Generale Acceptance N.V. - CLife Eu Wt Feb 2010B	200,000,000	2009/07/27	2010/02/03	76.00
17797	SGA Societe Generale Acceptance N.V. - CMB Euro Wts Feb 2010	200,000,000	2009/07/27	2010/02/17	42.00
17798	SGA Societe Generale Acceptance N.V. - CNOOC Eu Wt Mar 2010B	400,000,000	2009/07/27	2010/03/22	60.00
17800	SGA Societe Generale Acceptance N.V. - HSBC Eu Wt Feb 2010	100,000,000	2009/07/27	2010/02/03	47.00
17799	SGA Societe Generale Acceptance N.V. - HSBC Eu Wt Dec 2009 C	100,000,000	2009/07/27	2009/12/07	55.00
17801	SGA Societe Generale Acceptance N.V. - Petch Eu Wt Aug 2010	400,000,000	2009/07/27	2010/08/02	60.00
15418#	Macquarie Bank Ltd. - China Life European Put Wts Oct 2009	275,000,000	2009/07/27	2009/10/29	10.45
17834	BOCI Asia Ltd. - BYD European Warrants Jan 2010	200,000,000	2009/07/28	2010/01/28	200.00
17832	BNP Paribas Arbit Issu B.V. -MTRC European Warrants Jul 2010	90,000,000	2009/07/28	2010/07/26	24.30
17833	BNP Paribas Arbit Issu B.V. -SHK Ppt European Warrants Feb11	100,000,000	2009/07/28	2011/02/28	25.00

Main Board Warrants

Code	Derivative warrants	No. of			Amount raised (HK\$ mil.)
		issue (units)	Listing date	Expiry	
17865	Credit Suisse - China Life European Warrants Jan 2010	200,000,000	2009/07/28	2010/01/04	37.80
17866	Deutsche Bank AG - HSBC European Put Warrants Jun 2010 A	200,000,000	2009/07/28	2010/06/29	30.00
17867	Deutsche Bank AG - ICBC European Put Warrants Mar 2010	200,000,000	2009/07/28	2010/03/15	144.00
17850	J P Morgan SP BV - Air China European Warrants Dec 2011	100,000,000	2009/07/28	2011/12/30	25.30
17851	J P Morgan SP BV - BYD European Warrants May 2011	100,000,000	2009/07/28	2011/05/30	25.10
17852	J P Morgan SP BV - Dongfeng Motor European Warrants Mar 2010	188,000,000	2009/07/28	2010/03/30	47.94
17862	J P Morgan SP BV - Tencent European Warrants Nov 2010	188,000,000	2009/07/28	2010/11/29	47.19
17860	KBC Fin Products Int'l Ltd. - HSI European Wts Jan 2010 E	400,000,000	2009/07/28	2010/01/28	100.00
17861	KBC Fin Products Int'l Ltd. - HSI European Wts Jan 2010 F	400,000,000	2009/07/28	2010/01/28	100.00
17863	KBC Fin Products Int'l Ltd. - HSI Euro Put Wts Jan 2010 G	400,000,000	2009/07/28	2010/01/28	100.00
17864	KBC Fin Products Int'l Ltd. - HSI Euro Put Wts Feb 2010 B	368,000,000	2009/07/28	2010/02/25	99.36
17856	Macquarie Bank Ltd. - Agile Ppt European Warrants Jun 2010	150,000,000	2009/07/28	2010/06/29	37.80
17835	Macquarie Bank Ltd. - China Tel European Warrants Jan 2010	100,000,000	2009/07/28	2010/01/28	25.00
17859	Macquarie Bank Ltd. - R&F Ppt European Warrants Jan 2010	200,000,000	2009/07/28	2010/01/28	50.20
17837	Macquarie Bank Ltd. - HKEx European Put Warrants Feb 2010	500,000,000	2009/07/28	2010/02/25	125.50
17858	Macquarie Bank Ltd. - Sinoma European Warrants Dec 2010	150,000,000	2009/07/28	2010/12/30	37.65
17838	Merrill Lynch Int'l & Co. C.V. - CK(H) European Wts Dec 2010	200,000,000	2009/07/28	2010/12/13	52.00
17842	Merrill Lynch Int'l & Co. C.V.-CK(H) Euro Put Warrants Sep10	200,000,000	2009/07/28	2010/09/13	50.00
17839	Merrill Lynch Int'l & Co. C.V. - CNOOC European Wts Nov 2010	200,000,000	2009/07/28	2010/11/15	31.00
17843	Merrill Lynch Int'l & Co. C.V. - CNOOC Euro Put Wts Oct 2010	200,000,000	2009/07/28	2010/10/11	50.00
17840	Merrill Lynch Int'l & Co. C.V. - HS Bank Euro Wts Jun 2011	200,000,000	2009/07/28	2011/06/08	50.00
17844	Merrill Lynch Int'l & Co. C.V. - HS Bank Euro Put Wts Jul 10	200,000,000	2009/07/28	2010/07/05	52.00
17841	Merrill Lynch Int'l & Co. C.V. - PetroChina Eu Wt Nov 2011	200,000,000	2009/07/28	2011/11/21	50.00
17853	CC Rabobank B.A. - Ch Mobile European Warrants Feb 2010	200,000,000	2009/07/28	2010/02/08	136.00
17857	CC Rabobank B.A. - Ch Mobile European Put Wts Dec 2009	200,000,000	2009/07/28	2009/12/02	30.00
17854	CC Rabobank B.A. - China Life European Warrants Feb 2010 E	100,000,000	2009/07/28	2010/02/05	25.00
17855	CC Rabobank B.A. - HSBC European Warrants Sep 2011 B	200,000,000	2009/07/28	2011/09/26	30.00
17845	UBS AG - HKEx European Warrants May 2010	200,000,000	2009/07/28	2010/05/10	50.00
17846	UBS AG - Jiangxi Copper European Warrants Feb 2010 A	200,000,000	2009/07/28	2010/02/08	50.00
17847	UBS AG - Ping An European Warrants May 2010	200,000,000	2009/07/28	2010/05/03	30.00
17848	UBS AG - Zijin Mining European Warrants Feb 2010	200,000,000	2009/07/28	2010/02/22	30.00
17849	UBS AG - Zijin Mining European Warrants May 2010	200,000,000	2009/07/28	2010/05/31	30.00
15655#	Merrill Lynch Int'l & Co. C.V. - HSBC Euro Wts Sep 2009	300,000,000	2009/07/28	2009/09/28	10.20
17890	Deutsche Bank AG - China Life European Warrants Mar 2010 A	200,000,000	2009/07/29	2010/03/08	92.00
17891	Deutsche Bank AG - China Life European Warrants Mar 2010 B	200,000,000	2009/07/29	2010/03/15	50.00
17892	Deutsche Bank AG - China Life European Put Wts Feb 2010	200,000,000	2009/07/29	2010/02/22	70.00
17869	Macquarie Bank Ltd. - BOCL European Warrants Feb 2010	100,000,000	2009/07/29	2010/02/25	36.90
17877	Macquarie Bank Ltd. - BOCL European Put Warrants Feb 2010	100,000,000	2009/07/29	2010/02/25	36.10
17868	Macquarie Bank Ltd. - BankComm European Warrants Dec 2010 B	400,000,000	2009/07/29	2010/12/30	101.60
17876	Macquarie Bank Ltd. - BankComm European Put Wts Dec 2010	400,000,000	2009/07/29	2010/12/30	102.80
17870	Macquarie Bank Ltd. - Ch Comm Cons European Wts Dec 2010	400,000,000	2009/07/29	2010/12/30	101.20
17878	Macquarie Bank Ltd. - China Life European Put Wts Feb 2010	400,000,000	2009/07/29	2010/02/25	132.40
17871	Macquarie Bank Ltd. - China Railway European Wts Mar 2010 A	400,000,000	2009/07/29	2010/03/30	314.80
17872	Macquarie Bank Ltd. - China Shenhua European Wts Feb 2010	400,000,000	2009/07/29	2010/02/25	118.40

Main Board Warrants

Code	Derivative warrants	No. of issue (units)	Listing date	Expiry	Amount raised (HK\$ mil.)
17873	Macquarie Bank Ltd. - Denway Motors European Wts Feb 2010	200,000,000	2009/07/29	2010/02/25	126.60
17875	Macquarie Bank Ltd. - HSCEI European Warrants Feb 2010	200,000,000	2009/07/29	2010/02/25	50.00
17879	Macquarie Bank Ltd. - HSCEI European Put Warrants Feb 2010	200,000,000	2009/07/29	2010/02/25	50.00
17874	Macquarie Bank Ltd. - Ping An European Warrants Mar 2011	400,000,000	2009/07/29	2011/03/30	100.40
17881	SGA Societe Generale Acceptance N.V. - CCB Eur Wt Dec 2009 F	100,000,000	2009/07/29	2009/12/16	44.00
17882	SGA Societe Generale Acceptance N.V.-Chi COSCO Euro Wt Feb10B	150,000,000	2009/07/29	2010/02/17	37.50
17880	SGA Societe Generale Acceptance N.V. - CK(H) Eu Wt Jan 2010	400,000,000	2009/07/29	2010/01/06	62.80
17884	SGA Societe Generale Acceptance N.V. - A50 Ch Eu Wt May 2010	300,000,000	2009/07/29	2010/05/05	75.00
17885	SGA Societe Generale Acceptance N.V.-A50 Ch Eu Put Wt Jan10B	300,000,000	2009/07/29	2010/01/06	45.00
17883	SGA Societe Generale Acceptance N.V. - ICBC Eu Wt Dec 2010	500,000,000	2009/07/29	2010/12/20	75.00
17886	SGA Societe Generale Acceptance N.V. - JIANC Eu Wts Feb 10 B	250,000,000	2009/07/29	2010/02/17	77.25
17887	SGA Societe Generale Acceptance N.V. - Ping An Eu Wt Feb 10	100,000,000	2009/07/29	2010/02/01	105.60
17888	SGA Societe Generale Acceptance N.V. - SHK P Eu Wt May 2010	400,000,000	2009/07/29	2010/05/31	100.00
17889	SGA Societe Generale Acceptance N.V.-Zijin Mining Eu Wt May10	200,000,000	2009/07/29	2010/05/03	32.00
17893	UBS AG - BankComm European Warrants Oct 2010 B	100,000,000	2009/07/29	2010/10/18	17.20
17894	UBS AG - Cheung Kong European Warrants Oct 2010	100,000,000	2009/07/29	2010/10/04	15.00
17895	UBS AG - China Life European Warrants Dec 2009 C	100,000,000	2009/07/29	2009/12/21	16.00
17898	UBS AG - China Life European Put Warrants Feb 2010 D	100,000,000	2009/07/29	2010/02/01	25.00
17900	UBS AG - A50 China European Put Warrants Feb 2010 A	100,000,000	2009/07/29	2010/02/01	25.00
17899	UBS AG - HKEx European Put Warrants Feb 2010 D	100,000,000	2009/07/29	2010/02/01	26.00
17896	UBS AG - HS Bank European Warrants Sep 2010	100,000,000	2009/07/29	2010/09/27	15.00
17897	UBS AG - Yanzhou Coal European Wts Feb 2010	100,000,000	2009/07/29	2010/02/22	25.00
16811#	Deutsche Bank AG - BOCL European Warrants Nov 2009 B	150,000,000	2009/07/29	2009/11/09	61.50
17917	ABN AMRO Bank N.V. - HKEx European Warrants Dec 2009 D	200,000,000	2009/07/30	2009/12/28	45.40
17921	ABN AMRO Bank N.V. - HKEx European Put Warrants Dec 2009 E	200,000,000	2009/07/30	2009/12/07	40.80
17915	Deutsche Bank AG - HKEx European Warrants Mar 2010 C	200,000,000	2009/07/30	2010/03/29	50.00
17916	Deutsche Bank AG - HSBC European Warrants Sep 2010	300,000,000	2009/07/30	2010/09/20	45.00
17906	Macquarie Bank Ltd. - Sinopec Corp European Wts Feb 2010 A	150,000,000	2009/07/30	2010/02/01	123.00
17907	Macquarie Bank Ltd. - Sinopec Corp European Wts Feb 2010 B	150,000,000	2009/07/30	2010/02/01	81.00
17904	Macquarie Bank Ltd. - Sh Petrochem European Wts Feb 2010	100,000,000	2009/07/30	2010/02/25	54.30
17905	Merrill Lynch Int'l & Co. C.V. - China Life Eu Wt Feb 2010	200,000,000	2009/07/30	2010/02/02	53.00
17902	Merrill Lynch Int'l & Co. C.V. - China Life Eu Wt Oct 2011	120,000,000	2009/07/30	2011/10/17	128.40
17901	Merrill Lynch Int'l & Co. C.V. - Ch Life Eur Put Wt Feb 10 B	200,000,000	2009/07/30	2010/02/01	54.00
17903	Merrill Lynch Int'l & Co. C.V. - HSBC Euro Put Wt Jun 2010	200,000,000	2009/07/30	2010/06/29	31.20
17908	CC Rabobank B.A. - HSI European Warrants Dec 2009 H	100,000,000	2009/07/30	2009/12/30	15.00
17909	CC Rabobank B.A. - HSI European Put Warrants Feb 2010 C	100,000,000	2009/07/30	2010/02/25	27.00
17910	CC Rabobank B.A. - HSI European Put Warrants Feb 2010 D	100,000,000	2009/07/30	2010/02/25	32.00
17911	UBS AG - China COSCO European Warrants Feb 2010 B	100,000,000	2009/07/30	2010/02/08	25.00
17912	UBS AG - China Life European Warrants Feb 2010 C	100,000,000	2009/07/30	2010/02/08	25.00
17913	UBS AG - Sinopec Corp European Warrants Dec 2009 B	100,000,000	2009/07/30	2009/12/14	44.00
17914	UBS AG - Sinopec Corp European Warrants Feb 2010	100,000,000	2009/07/30	2010/02/01	33.00
15872#	Deutsche Bank AG - China Mobile European Warrants Oct 2009 B	300,000,000	2009/07/30	2009/10/19	22.80
17064#	Deutsche Bank AG - China Mobile European Warrants Apr 2010 A	300,000,000	2009/07/30	2010/04/26	31.80
14617#	Merrill Lynch Int'l & Co. C.V. - Ch Mobile Eur Wt May 2010	200,000,000	2009/07/30	2010/05/03	21.00

Main Board Warrants

Code	Derivative warrants	No. of issue (units)	Listing date	Expiry	Amount raised (HK\$ mil.)
17304#	CC Rabobank B.A. - Ch Mobile European Warrants Dec 2009 B	250,000,000	2009/07/30	2009/12/29	12.50
17939	ABN AMRO Bank N.V. - PetroChina European Warrants Jun 2010	200,000,000	2009/07/31	2010/06/01	30.40
17942	BNP Paribas Arbit Issu B.V. - HSI Euro Put Wts Feb 2010 A	300,000,000	2009/07/31	2010/02/25	87.00
17941	BNP Paribas Arbit Issu B.V. - HSI European Wts Mar 2010 B	300,000,000	2009/07/31	2010/03/30	78.00
17943	Deutsche Bank AG - China Life European Warrants Mar 2010 C	200,000,000	2009/07/31	2010/03/29	50.00
17946	Deutsche Bank AG - Sinopec Corp European Warrants Feb 2010	200,000,000	2009/07/31	2010/02/08	118.00
17947	Deutsche Bank AG - A50 China European Warrants Apr 2010 C	200,000,000	2009/07/31	2010/04/19	50.00
17940	Deutsche Bank AG - HSI European Warrants Feb 2010 C	300,000,000	2009/07/31	2010/02/25	75.00
17944	Deutsche Bank AG - HSI European Put Warrants Feb 2010 A	300,000,000	2009/07/31	2010/02/25	99.00
17945	Deutsche Bank AG - HSI European Put Warrants Feb 2010 B	300,000,000	2009/07/31	2010/02/25	99.00
17951	CC Rabobank B.A. - Ch Mobile European Warrants Dec 2010	200,000,000	2009/07/31	2010/12/02	30.00
17948	CC Rabobank B.A. - China Life European Warrants Jan 2010	100,000,000	2009/07/31	2010/01/04	23.00
17949	CC Rabobank B.A. - China Life European Warrants Feb 2010 F	100,000,000	2009/07/31	2010/02/09	25.00
17950	CC Rabobank B.A. - China Life European Warrants Mar 2010 B	100,000,000	2009/07/31	2010/03/11	25.00
17955	CC Rabobank B.A. - HKEx European Warrants Sep 2010	120,000,000	2009/07/31	2010/09/17	30.00
17956	CC Rabobank B.A. - HKEx European Warrants Nov 2010	120,000,000	2009/07/31	2010/11/16	30.00
17954	CC Rabobank B.A. - ICBC European Warrants Feb 2010	60,000,000	2009/07/31	2010/02/09	15.00
17952	CC Rabobank B.A. - PetroChina European Warrants Jun 2010 B	150,000,000	2009/07/31	2010/06/08	22.50
17953	CC Rabobank B.A. - PetroChina European Warrants Feb 2011	150,000,000	2009/07/31	2011/02/22	22.50
10877	SGA Societe Generale Acceptance N.V. - AUD/USD Eur Wt Mar10A	100,000,000	2009/07/31	2010/03/31	35.00
10878	SGA Societe Generale Acceptance N.V. - AUD/USD Eur Wt Mar10B	100,000,000	2009/07/31	2010/03/31	25.00
10884	SGA Societe Generale Acceptance N.V.-AUD/USD Eu Put Wt Mar10C	100,000,000	2009/07/31	2010/03/31	35.00
10885	SGA Societe Generale Acceptance N.V.-AUD/USD Eu Put Wt Mar10D	100,000,000	2009/07/31	2010/03/31	49.00
17923	SGA Societe Generale Acceptance N.V. - Ch Mob Eu Wt Oct 2010	800,000,000	2009/07/31	2010/10/20	120.80
17918	SGA Societe Generale Acceptance N.V. - CCB Eur Wt Feb 2010	100,000,000	2009/07/31	2010/02/08	53.00
17919	SGA Societe Generale Acceptance N.V. - CCB Eur Wt Mar 2010	100,000,000	2009/07/31	2010/03/01	46.00
17920	SGA Societe Generale Acceptance N.V. - CLife Eu Wt Feb 2010C	250,000,000	2009/07/31	2010/02/17	97.50
17922	SGA Societe Generale Acceptance N.V. - CLife Eu Wt Mar 2010B	250,000,000	2009/07/31	2010/03/08	75.00
17926	SGA Societe Generale Acceptance N.V. - CNOOC Eu Wt Apr 2010	400,000,000	2009/07/31	2010/04/19	60.00
17924	SGA Societe Generale Acceptance N.V. - CP&CC Eur Wt Feb 10A	50,000,000	2009/07/31	2010/02/01	54.00
17925	SGA Societe Generale Acceptance N.V. - CP&CC Eur Wt Feb 10B	50,000,000	2009/07/31	2010/02/08	21.50
10879	SGA Societe Generale Acceptance N.V. - EUR/USD Eu Wt Mar10A	50,000,000	2009/07/31	2010/03/31	22.00
10881	SGA Societe Generale Acceptance N.V. - EUR/USD Eu Wt Mar10B	50,000,000	2009/07/31	2010/03/31	14.00
10886	SGA Societe Generale Acceptance N.V.-EUR/USD Eu Put Wt Mar10C	50,000,000	2009/07/31	2010/03/31	15.00
10887	SGA Societe Generale Acceptance N.V.-EUR/USD Eu Put Wt Mar10D	50,000,000	2009/07/31	2010/03/31	25.00
17927	SGA Societe Generale Acceptance N.V. - HKEx Eu Wt Mar 2010 C	400,000,000	2009/07/31	2010/03/24	84.00
17928	SGA Societe Generale Acceptance N.V. - HSBC Eu Wt Mar 2010 A	100,000,000	2009/07/31	2010/03/01	53.00
17929	SGA Societe Generale Acceptance N.V. - HSBC Eu Wt Mar 2010 B	100,000,000	2009/07/31	2010/03/08	40.00
10882	SGA Societe Generale Acceptance N.V. - USD/YEN Eu Wt Mar10A	100,000,000	2009/07/31	2010/03/31	32.00
10883	SGA Societe Generale Acceptance N.V. - USD/YEN Eu Wt Mar10B	100,000,000	2009/07/31	2010/03/31	25.00
10888	SGA Societe Generale Acceptance N.V.-USD/YEN Eu Put Wt Mar10C	100,000,000	2009/07/31	2010/03/31	27.00
10889	SGA Societe Generale Acceptance N.V.-USD/YEN Eu Put Wt Mar10D	100,000,000	2009/07/31	2010/03/31	47.00
17930	UBS AG - BOCL European Warrants Jan 2010 C	100,000,000	2009/07/31	2010/01/11	15.00
17931	UBS AG - China Unicom European Warrants Dec 2009	100,000,000	2009/07/31	2009/12/28	15.00

Main Board Warrants

Code	Derivative warrants	No. of issue (units)	Listing date	Expiry	Amount raised (HK\$ mil.)
17936	UBS AG - A50 China European Warrants Jun 2010	200,000,000	2009/07/31	2010/06/28	30.00
17937	UBS AG - A50 China European Put Warrants Feb 2010 B	200,000,000	2009/07/31	2010/02/01	53.00
17932	UBS AG - HSBC European Warrants Sep 2010	100,000,000	2009/07/31	2010/09/20	15.00
17938	UBS AG - HSI European Warrants Nov 2009	100,000,000	2009/07/31	2009/11/27	15.00
17934	UBS AG - SHK Ppt European Warrants Apr 2010	100,000,000	2009/07/31	2010/04/12	25.00
17935	UBS AG - SHK Ppt European Warrants Jun 2010 A	100,000,000	2009/07/31	2010/06/21	25.00
17933	UBS AG - Shimao Ppt European Warrants Feb 2010	100,000,000	2009/07/31	2010/02/01	25.00
17981	Credit Suisse - HKEx European Warrants Feb 2010	300,000,000	2009/08/03	2010/02/26	75.00
17985	Credit Suisse -HKEx European Put Warrants Feb 2010 A	300,000,000	2009/08/03	2010/02/08	75.00
17979	Deutsche Bank AG - China Mobile European Warrants Oct 2010 A	200,000,000	2009/08/03	2010/10/18	30.00
17980	Deutsche Bank AG - HKEx European Warrants Apr 2010	200,000,000	2009/08/03	2010/04/12	50.00
17982	Deutsche Bank AG - HSI European Warrants Feb 2010 D	300,000,000	2009/08/03	2010/02/25	75.00
17976	CC Rabobank B.A. - A50 China European Warrants Feb 2010 B	100,000,000	2009/08/03	2010/02/08	18.00
17977	CC Rabobank B.A. - A50 China European Warrants Mar 2010 B	100,000,000	2009/08/03	2010/03/30	19.00
17978	CC Rabobank B.A. - A50 China European Warrants Jun 2010 C	100,000,000	2009/08/03	2010/06/29	18.00
17957	SGA Societe Generale Acceptance N.V. - Alibaba Eu Wts May10	100,000,000	2009/08/03	2010/05/03	45.00
17960	SGA Societe Generale Acceptance N.V.-ChiUnicom Eu Wts Jun10	150,000,000	2009/08/03	2010/06/21	43.50
17961	SGA Societe Generale Acceptance N.V. -CITIC Pac Eu Wts Apr10	100,000,000	2009/08/03	2010/04/19	41.00
17958	SGA Societe Generale Acceptance N.V. - CNBM Euro Wts Apr10	100,000,000	2009/08/03	2010/04/12	34.00
17962	SGA Societe Generale Acceptance N.V. - CNPC Euro Wts Jul10	250,000,000	2009/08/03	2010/07/12	65.00
17959	SGA Societe Generale Acceptance N.V.-Chi Res Land Eu Wt Jul10	100,000,000	2009/08/03	2010/07/19	53.40
17963	SGA Societe Generale Acceptance N.V. - Datang Eu Wt Mar 2010	50,000,000	2009/08/03	2010/03/15	38.50
17964	SGA Societe Generale Acceptance N.V. - Foxconn Eu Wts Oct10	200,000,000	2009/08/03	2010/10/27	50.00
17965	SGA Societe Generale Acceptance N.V. - R&F Ppt Eu Wts May10	100,000,000	2009/08/03	2010/05/17	45.40
17966	SGA Societe Generale Acceptance N.V.-HuanengPower Eu Wt Jan10	250,000,000	2009/08/03	2010/01/20	37.50
17967	SGA Societe Generale Acceptance N.V. - MTRC Eur Wts Mar 2010	80,000,000	2009/08/03	2010/03/15	29.60
17968	SGA Societe Generale Acceptance NV-New World Dev Eu Wt May10	100,000,000	2009/08/03	2010/05/19	36.00
17969	SGA Societe Generale Acceptance N.V.-Renhe Comm Eu Wts Mar10	100,000,000	2009/08/03	2010/03/17	38.00
17970	SGA Societe Generale Acceptance N.V.-Sh Electric Eu Wt Apr10	50,000,000	2009/08/03	2010/04/12	37.50
17971	SGA Societe Generale Acceptance N.V.-Shimao Ppt Eu WtJul10	100,000,000	2009/08/03	2010/07/05	45.00
17972	SGA Societe Generale Acceptance N.V.-Sino Land Eu Wt May10	100,000,000	2009/08/03	2010/05/26	30.60
17973	SGA Societe Generale Acceptance N.V. - Tencent Eu Wt Apr10	250,000,000	2009/08/03	2010/04/19	62.50
17974	SGA Societe Generale Acceptance N.V.-Yanzhou Coal Eu Wt May10	250,000,000	2009/08/03	2010/05/12	72.50
17975	SGA Societe Generale Acceptance N.V.-ZTE Eu Wt Jun10	100,000,000	2009/08/03	2010/06/02	73.00
15641#	Macquarie Bank Ltd. - HSBC European Warrants Jan 2010 A	200,000,000	2009/08/03	2010/01/28	12.60
15873#	Deutsche Bank AG - China Mobile European Warrants Nov 2009 A	300,000,000	2009/08/03	2009/11/02	18.30
16746#	Deutsche Bank AG - HSBC European Put Warrants Oct 2009 E	350,000,000	2009/08/03	2009/10/27	10.50
18034	BNP Paribas Arbit Issu B.V. - HSI Euro Put Wts Mar 2010 E	300,000,000	2009/08/04	2010/03/30	78.00
18030	BNP Paribas Arbit Issu B.V. - HSI European Wts Mar 2010 C	300,000,000	2009/08/04	2010/03/30	78.00
18029	Deutsche Bank AG - China Telecom European Wts Mar 2010 A	100,000,000	2009/08/04	2010/03/29	40.00
18028	Deutsche Bank AG - China Life European Put Wts Mar 2010	200,000,000	2009/08/04	2010/03/01	98.00
18027	Deutsche Bank AG - HSI European Warrants Feb 2010 E	300,000,000	2009/08/04	2010/02/25	75.00
18031	Deutsche Bank AG - HSI European Put Warrants Feb 2010 F	300,000,000	2009/08/04	2010/02/25	96.00
18002	HK Bank - CHALCO European Warrants Mar 2010	180,000,000	2009/08/04	2010/03/25	45.00

Main Board Warrants

Code	Derivative warrants	No. of issue (units)	Listing date	Expiry	Amount raised (HK\$ mil.)
18003	HK Bank - China Coal European Warrants Mar 2010 B	180,000,000	2009/08/04	2010/03/25	45.00
18004	HK Bank - Sinopec Corp European Warrants Mar 2010	120,000,000	2009/08/04	2010/03/25	94.80
18005	HK Bank - China Shenhua European Warrants Mar 2010	180,000,000	2009/08/04	2010/03/25	61.20
18006	HK Bank - Datang Power European Warrants Mar 2010	80,000,000	2009/08/04	2010/03/25	62.40
18009	HK Bank - A50 China European Warrants Jul 2010	180,000,000	2009/08/04	2010/07/16	45.00
18007	HK Bank - Huaneng Power European Warrants Mar 2010	80,000,000	2009/08/04	2010/03/25	80.80
18008	HK Bank - Yanzhou Coal European Warrants Mar 2010	180,000,000	2009/08/04	2010/03/25	45.00
18011	J P Morgan SP BV - Anhui Conch European Warrants Dec 2010	288,000,000	2009/08/04	2010/12/30	72.00
18010	J P Morgan SP BV - CHALCO European Warrants Jun 2010	188,000,000	2009/08/04	2010/06/22	47.00
18012	J P Morgan SP BV - China Unicom European Warrants Apr 2010	108,000,000	2009/08/04	2010/04/09	20.95
18013	J P Morgan SP BV - HK Gas European Warrants Mar 2010	100,000,000	2009/08/04	2010/03/30	25.20
18014	J P Morgan SP BV - SHK Ppt European Warrants Sep 2010	188,000,000	2009/08/04	2010/09/27	38.54
18026	KBC Fin Products Int'l Ltd. - HSI European Wts Mar 2010 A	400,000,000	2009/08/04	2010/03/30	100.00
18024	KBC Fin Products Int'l Ltd. - HSI European Wts Feb 2010 C	400,000,000	2009/08/04	2010/02/25	100.00
18025	KBC Fin Products Int'l Ltd. - HSI European Wts Feb 2010 D	400,000,000	2009/08/04	2010/02/25	100.00
17994	Macquarie Bank Ltd. - Air China European Warrants May 2011	100,000,000	2009/08/04	2011/05/30	25.00
17995	Macquarie Bank Ltd. - Beijing Air European Warrants Mar 2011	100,000,000	2009/08/04	2011/03/29	25.10
17996	Macquarie Bank Ltd. - China Life European Wts Feb 2010	250,000,000	2009/08/04	2010/02/25	74.25
17997	Macquarie Bank Ltd. - Shanshui Cement European Wts Jul11	188,000,000	2009/08/04	2011/07/06	47.00
17998	Macquarie Bank Ltd. - Ch Ship Cont European Warrants Jul10	200,000,000	2009/08/04	2010/07/28	191.20
17999	Macquarie Bank Ltd. - Maanshan Iron European Wts Feb 2010	100,000,000	2009/08/04	2010/02/04	72.40
18000	Macquarie Bank Ltd. - PICC P&C European Warrants Dec 2010	288,000,000	2009/08/04	2010/12/30	43.20
18001	Macquarie Bank Ltd. - ZTE European Warrants Feb 2010	300,000,000	2009/08/04	2010/02/25	109.80
17983	Merrill Lynch Int'l & Co. C.V. - HKEx Euro Wts Sep 2010	200,000,000	2009/08/04	2010/09/13	53.00
17984	Merrill Lynch Int'l & Co. C.V. - HKEx Euro Wts Aug 2011	200,000,000	2009/08/04	2011/08/15	91.00
17986	Merrill Lynch Int'l & Co. C.V. - HKEx Eur Put Wts Apr 2010 B	200,000,000	2009/08/04	2010/04/12	54.00
17990	Merrill Lynch Int'l & Co. C.V. -HSI European Warrants Jun10A	300,000,000	2009/08/04	2010/06/29	79.50
17988	Merrill Lynch Int'l & Co. C.V. -HSI European Warrants Feb10E	300,000,000	2009/08/04	2010/02/25	75.00
17989	Merrill Lynch Int'l & Co. C.V. -HSI European Warrants Feb10F	300,000,000	2009/08/04	2010/02/25	75.00
17993	Merrill Lynch Int'l & Co. C.V. -HSI European Put Wts Feb10G	300,000,000	2009/08/04	2010/02/25	78.00
17991	Merrill Lynch Int'l & Co. C.V. - Ping An Euro Wts Mar 2012	200,000,000	2009/08/04	2012/03/12	50.00
17992	Merrill Lynch Int'l & Co. C.V. - Ping An Euro Put Wts Nov11	200,000,000	2009/08/04	2011/11/14	51.00
17987	Merrill Lynch Int'l & Co. C.V. - SHK Ppt Euro Wts Sep 2010	200,000,000	2009/08/04	2010/09/06	52.00
18021	UBS AG - Ch Comm Cons European Warrants Jan 2010	100,000,000	2009/08/04	2010/01/25	15.00
18017	UBS AG - China COSCO European Warrants Dec 2009	100,000,000	2009/08/04	2009/12/28	15.00
18023	UBS AG - China Railway European Warrants Aug 2010	100,000,000	2009/08/04	2010/08/30	25.00
18022	UBS AG - Ch Railway Cons European Warrants Mar 2010	100,000,000	2009/08/04	2010/03/29	25.00
18018	UBS AG - HKEx European Warrants Apr 2010	100,000,000	2009/08/04	2010/04/26	25.00
18020	UBS AG - HSI European Put Warrants Feb 2010 G	100,000,000	2009/08/04	2010/02/25	25.00
18015	UBS AG - HSI European Warrants Feb 2010 A	100,000,000	2009/08/04	2010/02/25	25.00
18016	UBS AG - HSI European Warrants Feb 2010 B	100,000,000	2009/08/04	2010/02/25	25.00
18019	UBS AG - MTRC European Warrants Feb 2010	100,000,000	2009/08/04	2010/02/22	25.00
16135#	Macquarie Bank Ltd. - China Mobile European Wts Sep 2009	300,000,000	2009/08/04	2009/09/29	10.20
14687#	CC Rabobank B.A. - Ch Mobile European Warrants Sep 2009	400,000,000	2009/08/04	2009/09/29	10.80

Main Board Warrants

Code	Derivative warrants	No. of issue (units)	Listing date	Expiry	Amount raised (HK\$ mil.)
18046	BNP Paribas Arbit Issu B.V. - CC Bank Euro Wts Jan 2010	200,000,000	2009/08/05	2010/01/06	100.00
18048	BNP Paribas Arbit Issu B.V. - HKEx European Wts Aug 2010	200,000,000	2009/08/05	2010/08/03	58.00
18047	BNP Paribas Arbit Issu B.V. - PetroCh Euro Wts Jan 2011	200,000,000	2009/08/05	2011/01/05	50.00
18036	Citigroup Global Mkt H Inc. - Agile Ppt European Wts Jun10	180,000,000	2009/08/05	2010/06/22	45.00
18037	Citigroup Global Mkt H Inc. - Bank of EA European Wts Sep 10	180,000,000	2009/08/05	2010/09/20	45.00
18038	Citigroup Global Mkt H Inc. - BOC HK European Wts Jul 2010	175,000,000	2009/08/05	2010/07/19	45.50
18040	Citigroup Global Mkt H Inc. - A50 China Euro Wts Jul 2010	175,000,000	2009/08/05	2010/07/12	45.50
18039	Citigroup Global Mkt H Inc. - Shimao Ppt Euro Wts Mar 2010	180,000,000	2009/08/05	2010/03/22	45.00
18042	Macquarie Bank Ltd. - China Mobile European Wts Mar 2010	300,000,000	2009/08/05	2010/03/30	45.00
18041	Macquarie Bank Ltd. - China Mobile European Wts Apr 2010 C	300,000,000	2009/08/05	2010/04/23	46.80
18043	Macquarie Bank Ltd. - CNPC European Warrants Dec 2010	288,000,000	2009/08/05	2010/12/30	72.00
18064	Macquarie Bank Ltd. - A50 China European Warrants May 2010	250,000,000	2009/08/05	2010/05/28	62.50
18044	Macquarie Bank Ltd. - HSBC European Warrants Dec 2010 B	300,000,000	2009/08/05	2010/12/30	75.00
18032	Merrill Lynch Int'l & Co. C.V. - HS Bank Euro Wts Nov 2010	200,000,000	2009/08/05	2010/11/22	50.00
18033	Merrill Lynch Int'l & Co. C.V. - HSBC Euro Wts Sep 2010	200,000,000	2009/08/05	2010/09/17	30.20
18035	Merrill Lynch Int'l & Co. C.V. - PetroChina Eu Wt Mar 2010 B	200,000,000	2009/08/05	2010/03/23	32.60
18049	SGA Societe Generale Acceptance N.V. - CHALCO Eu Wt Sep 2010	150,000,000	2009/08/05	2010/09/08	39.00
18050	SGA Societe Generale Acceptance N.V. - CHALCO Eu Wt Dec 2010	150,000,000	2009/08/05	2010/12/08	37.50
18051	SGA Societe Generale Acceptance N.V. - CLife Eu Wt Dec 2009E	250,000,000	2009/08/05	2009/12/28	64.50
18055	SGA Societe Generale Acceptance N.V. - CNOOC Eu Wt Jan 2010	300,000,000	2009/08/05	2010/01/25	45.00
18052	SGA Societe Generale Acceptance N.V. - CP&CC Eur Wt Aug 2011	300,000,000	2009/08/05	2011/08/01	61.80
18053	SGA Societe Generale Acceptance N.V. - Shenhua Eu Wt May 10	100,000,000	2009/08/05	2010/05/03	49.50
18054	SGA Societe Generale Acceptance N.V. - Shenhua Eu Wt Sep 10	100,000,000	2009/08/05	2010/09/22	81.00
18056	SGA Societe Generale Acceptance N.V. - HKEx Eu Wt Apr 2010	200,000,000	2009/08/05	2010/04/07	50.00
18057	SGA Societe Generale Acceptance N.V. - HKEx Eu Put Wt Dec09C	200,000,000	2009/08/05	2009/12/21	30.00
18058	SGA Societe Generale Acceptance N.V. - JIANC Eu Wts May 10A	150,000,000	2009/08/05	2010/05/05	49.50
18059	SGA Societe Generale Acceptance N.V. - JIANC Eu Wts May 10B	150,000,000	2009/08/05	2010/05/19	69.00
18060	UBS AG - China Unicom European Warrants Sep 2010	100,000,000	2009/08/05	2010/09/27	15.00
18061	UBS AG - CNOOC European Warrants Apr 2010 B	100,000,000	2009/08/05	2010/04/19	15.00
18063	UBS AG - HSI European Warrants Mar 2010 C	100,000,000	2009/08/05	2010/03/30	25.00
18062	UBS AG - HSI European Warrants Feb 2010 C	100,000,000	2009/08/05	2010/02/25	25.00
18045	BNP Paribas Arbit Issu B.V. - China Tel Euro Wts Dec 2011	200,000,000	2009/08/06	2011/12/23	30.00
18067	Goldman Sachs SP (Asia) - BOCL European Warrants Feb 2010	200,000,000	2009/08/06	2010/02/25	84.00
18070	Goldman Sachs SP (Asia) - China Mobile Euro Wts Mar 2010 A	200,000,000	2009/08/06	2010/03/30	30.00
18068	Goldman Sachs SP (Asia) - China Life Euro Wts Feb 2010	200,000,000	2009/08/06	2010/02/25	60.00
18069	Goldman Sachs SP (Asia) - CM Bank European Wts Feb 2010	200,000,000	2009/08/06	2010/02/25	50.00
18066	KBC Fin Products Int'l Ltd. - HSBC European Wts Feb 2010 B	148,000,000	2009/08/06	2010/02/08	96.20
18083	ABN AMRO Bank N.V. - HSI European Warrants Dec 2009 D	400,000,000	2009/08/07	2009/12/30	78.00
18087	ABN AMRO Bank N.V. - HSI European Put Warrants Dec 2009 E	400,000,000	2009/08/07	2009/12/30	79.60
18081	Deutsche Bank AG - CC Bank European Warrants Dec 2009 C	200,000,000	2009/08/07	2009/12/28	104.00
18082	Deutsche Bank AG - HKEx European Put Warrants Feb 2010	300,000,000	2009/08/07	2010/02/08	78.00
18071	HK Bank - Agile Ppt European Warrants Apr 2010	120,000,000	2009/08/07	2010/04/28	30.00
18072	HK Bank - CNBM European Warrants Feb 2010	120,000,000	2009/08/07	2010/02/25	31.20
18073	HK Bank - Tencent European Warrants Sep 2010	180,000,000	2009/08/07	2010/09/17	45.00

Main Board Warrants

Code	Derivative warrants	No. of			Amount raised (HK\$ mil.)
		issue (units)	Listing date	Expiry	
18074	UBS AG - Angang Steel European Warrants Feb 2010	100,000,000	2009/08/07	2010/02/08	25.00
18075	UBS AG - Bank of EA European Warrants Apr 2010 A	100,000,000	2009/08/07	2010/04/26	25.00
18078	UBS AG - China Overseas European Warrants Feb 2010	100,000,000	2009/08/07	2010/02/22	25.00
18076	UBS AG - China Coal European Warrants Feb 2010	100,000,000	2009/08/07	2010/02/22	25.00
18077	UBS AG - CM Bank European Warrants Feb 2010	100,000,000	2009/08/07	2010/02/08	25.00
18080	UBS AG - HSCEI European Warrants Feb 2010	100,000,000	2009/08/07	2010/02/25	25.00
18084	UBS AG - HSCEI European Put Warrants Feb 2010	100,000,000	2009/08/07	2010/02/25	25.00
18079	UBS AG - Maanshan Iron European Warrants Jun 2011	100,000,000	2009/08/07	2011/06/27	25.00
17178#	Macquarie Bank Ltd. - CNOOC European Warrants Sep 2009 B	200,000,000	2009/08/07	2009/09/29	15.20
18090	Deutsche Bank AG - Ch Comm Cons European Warrants Jan 2010	200,000,000	2009/08/10	2010/01/11	30.00
18085	Macquarie Bank Ltd. - HKEx European Warrants Mar 2010 B	388,000,000	2009/08/10	2010/03/30	97.39
18086	Macquarie Bank Ltd. - HSBC European Warrants Sep 2010 B	200,000,000	2009/08/10	2010/09/29	203.80
18088	Macquarie Bank Ltd. - Jiangxi Copper European Wts Feb 2010 B	288,000,000	2009/08/10	2010/02/25	72.00
18089	Macquarie Bank Ltd. - Ping An European Put Warrants Sep 2010	200,000,000	2009/08/10	2010/09/29	218.00
18091	UBS AG - CHALCO European Warrants Feb 2010	100,000,000	2009/08/10	2010/02/22	25.00
18092	UBS AG - Jiangxi Copper European Warrants Feb 2010 B	200,000,000	2009/08/10	2010/02/22	50.00
18120	BNP Paribas Arbit Issu B.V. - HSBC European Wts Dec 2010 B	300,000,000	2009/08/11	2010/12/06	45.00
18109	Deutsche Bank AG - BankComm European Warrants Oct 2010	200,000,000	2009/08/11	2010/10/25	42.00
18110	Deutsche Bank AG - Cheung Kong European Warrants Sep 2010	200,000,000	2009/08/11	2010/09/24	30.00
18108	Deutsche Bank AG - WISE CSI European Warrants Mar 2010 A	200,000,000	2009/08/11	2010/03/22	98.00
18112	Deutsche Bank AG - WISE CSI European Put Warrants Mar 2010	200,000,000	2009/08/11	2010/03/15	102.00
18111	Deutsche Bank AG - Ping An European Warrants Apr 2010	200,000,000	2009/08/11	2010/04/19	30.00
18095	HK Bank - Angang Steel European Warrants Apr 2010	180,000,000	2009/08/11	2010/04/16	64.80
18096	HK Bank - China Life European Warrants Mar 2010	180,000,000	2009/08/11	2010/03/25	52.20
18097	HK Bank - CM Bank European Warrants Mar 2010	180,000,000	2009/08/11	2010/03/23	45.00
18099	HK Bank - COSCO Pacific European Warrants Mar 2010	80,000,000	2009/08/11	2010/03/23	21.60
18098	HK Bank - Ch Ship Cont European Warrants Mar 2010	80,000,000	2009/08/11	2010/03/23	49.60
18100	HK Bank - HKEx European Warrants Apr 2010	280,000,000	2009/08/11	2010/04/16	70.00
18101	HK Bank - Jiangxi Copper European Warrants Apr 2010	180,000,000	2009/08/11	2010/04/16	54.00
18102	HK Bank - Shanghai Electric European Warrants Mar 2010	80,000,000	2009/08/11	2010/03/25	68.80
18103	HK Bank - Shimao Ppt European Warrants Mar 2010	180,000,000	2009/08/11	2010/03/23	55.80
18104	J P Morgan SP BV - China Railway European Warrants Oct 2010	188,000,000	2009/08/11	2010/10/29	47.00
18105	J P Morgan SP BV - HKEx European Warrants Feb 2010	200,000,000	2009/08/11	2010/02/12	50.80
18106	J P Morgan SP BV - Ping An European Warrants Dec 2010	200,000,000	2009/08/11	2010/12/30	50.00
18107	J P Morgan SP BV - Yanzhou Coal European Warrants Feb 2010	188,000,000	2009/08/11	2010/02/25	47.38
18114	KBC Fin Products Int'l Ltd. - Sinopec Euro Wts Mar 2010	100,000,000	2009/08/11	2010/03/15	96.00
18116	KBC Fin Products Int'l Ltd. - HSBC European Wts Mar 2010	178,000,000	2009/08/11	2010/03/11	96.12
18118	KBC Fin Products Int'l Ltd. - HSBC Euro Put Wts Jun 2010	400,000,000	2009/08/11	2010/06/01	100.00
18119	KBC Fin Products Int'l Ltd. - HSBC Euro Put Wts Dec 2010	400,000,000	2009/08/11	2010/12/01	100.00
18115	KBC Fin Products Int'l Ltd. - HSBC European Wts Jan 2010 C	400,000,000	2009/08/11	2010/01/18	64.00
18117	KBC Fin Products Int'l Ltd. - HSBC European Wts Sep 2010 D	400,000,000	2009/08/11	2010/09/22	64.00
18093	Macquarie Bank Ltd. - HSBC European Warrants Sep 2010 C	400,000,000	2009/08/11	2010/09/29	292.00
18094	UBS AG - Ping An European Warrants May 2011	200,000,000	2009/08/11	2011/05/16	50.00
18113	UBS AG - SHK Ppt European Warrants Jun 2010 B	100,000,000	2009/08/11	2010/06/28	25.00

Main Board Warrants

Code	Derivative warrants	No. of issue (units)	Listing date	Expiry	Amount raised (HK\$ mil.)
17503#	ABN AMRO Bank N.V. - China Mobile European Wts Dec 2009	400,000,000	2009/08/11	2009/12/29	40.00
15873#	Deutsche Bank AG - China Mobile European Warrants Nov 2009 A	400,000,000	2009/08/11	2009/11/02	20.40
17304#	CC Rabobank B.A. - Ch Mobile European Warrants Dec 2009 B	200,000,000	2009/08/11	2009/12/29	19.60
18159	Credit Suisse - Cheung Kong European Warrants Jan 2010	200,000,000	2009/08/12	2010/01/06	30.00
18161	Credit Suisse - A50 China European Warrants May 2010	200,000,000	2009/08/12	2010/05/05	39.40
18160	Credit Suisse - Hutchison European Warrants Jul 2011	200,000,000	2009/08/12	2011/07/25	30.00
18157	Credit Suisse - Jiangxi Copper European Wts Feb 2010	200,000,000	2009/08/12	2010/02/22	50.00
18162	Credit Suisse - Ping An European Warrants Apr 2010	200,000,000	2009/08/12	2010/04/26	30.00
18158	Credit Suisse - SHK Ppt European Warrants Aug 2010	200,000,000	2009/08/12	2010/08/23	50.00
18163	Credit Suisse - SHK Ppt European Put Warrants Aug 2010	200,000,000	2009/08/12	2010/08/23	50.00
18165	Deutsche Bank AG - Sinopec Corp European Warrants Mar 2010	200,000,000	2009/08/12	2010/03/01	174.00
18166	Deutsche Bank AG - China Telecom European Wts Mar 2010 B	200,000,000	2009/08/12	2010/03/01	100.00
18136	KBC Fin Products Int'l Ltd. - BOCL Euro Put Wts Mar 2010	348,000,000	2009/08/12	2010/03/10	97.44
18127	KBC Fin Products Int'l Ltd. - BOCL European Wts Mar 2010 B	158,000,000	2009/08/12	2010/03/08	97.96
18128	KBC Fin Products Int'l Ltd. - BOCL European Wts Mar 2010 C	208,000,000	2009/08/12	2010/03/01	99.84
18134	KBC Fin Products Int'l Ltd. - Ch Mobile Euro Wt Jun 2010	400,000,000	2009/08/12	2010/06/08	100.00
18135	KBC Fin Products Int'l Ltd. - Ch Mobile Euro Wt Aug 2010	600,000,000	2009/08/12	2010/08/03	90.00
18140	KBC Fin Products Int'l Ltd. - Ch Mobile Eu Put Wt Jul 2010	518,000,000	2009/08/12	2010/07/12	98.42
18169	KBC Fin Products Int'l Ltd. - CC Bank Euro Put Wts Apr 2010	348,000,000	2009/08/12	2010/04/01	97.44
18129	KBC Fin Products Int'l Ltd. - China Life Euro Wts Mar 2010 B	200,000,000	2009/08/12	2010/03/08	100.00
18130	KBC Fin Products Int'l Ltd. - China Life Euro Wts Mar 2010 C	248,000,000	2009/08/12	2010/03/01	99.20
18131	KBC Fin Products Int'l Ltd. - China Life Euro Wts Mar 2010 D	400,000,000	2009/08/12	2010/03/15	100.00
18132	KBC Fin Products Int'l Ltd. - China Life Euro Wts Apr 2010 A	128,000,000	2009/08/12	2010/04/12	99.84
18133	KBC Fin Products Int'l Ltd. - China Life Euro Wts Apr 2010 B	138,000,000	2009/08/12	2010/04/01	95.22
18137	KBC Fin Products Int'l Ltd. - China Life Eur Put Wt Feb 2010	400,000,000	2009/08/12	2010/02/01	92.00
18138	KBC Fin Products Int'l Ltd. - China Life Eur Put Wt Mar 2010	228,000,000	2009/08/12	2010/03/08	98.04
18139	KBC Fin Products Int'l Ltd. - China Life Eur Put Wt May 2010	400,000,000	2009/08/12	2010/05/10	100.00
18141	KBC Fin Products Int'l Ltd. - A50 Ch Euro Wts Mar 2010 C	400,000,000	2009/08/12	2010/03/15	100.00
18168	KBC Fin Products Int'l Ltd. - ICBC European Wts Mar 2010	218,000,000	2009/08/12	2010/03/03	98.10
18172	KBC Fin Products Int'l Ltd. - ICBC Euro Put Wts Feb 2010	400,000,000	2009/08/12	2010/02/12	100.00
18173	KBC Fin Products Int'l Ltd. - ICBC Euro Put Wts Mar 2010	178,000,000	2009/08/12	2010/03/15	97.90
18167	KBC Fin Products Int'l Ltd. - ICBC European Wts Feb 2010 D	148,000,000	2009/08/12	2010/02/01	96.20
18147	Macquarie Bank Ltd. - Alibaba European Warrants Feb 2010	200,000,000	2009/08/12	2010/02/12	50.60
18148	Macquarie Bank Ltd. - CHALCO European Warrants Mar 2010 B	200,000,000	2009/08/12	2010/03/30	50.40
18149	Macquarie Bank Ltd. - Angang Steel European Wts Feb 2010	200,000,000	2009/08/12	2010/02/17	50.20
18150	Macquarie Bank Ltd. - China EB Ltd European Warrants Feb 10	200,000,000	2009/08/12	2010/02/12	50.80
18151	Macquarie Bank Ltd. - CITIC Pacific European Warrants Feb 10	100,000,000	2009/08/12	2010/02/25	25.00
18152	Macquarie Bank Ltd. - COSCO Pacific European Warrants Feb10	100,000,000	2009/08/12	2010/02/17	25.30
18153	Macquarie Bank Ltd. - Foxconn European Warrants Sep 2010	200,000,000	2009/08/12	2010/09/29	50.20
18154	Macquarie Bank Ltd. - Nine Dragons European Wts May 2010	100,000,000	2009/08/12	2010/05/06	25.00
18155	Macquarie Bank Ltd. - Sino Land European Warrants May 2010	100,000,000	2009/08/12	2010/05/24	25.90
18156	Macquarie Bank Ltd. - Yurun Food European Warrants Mar 2010	100,000,000	2009/08/12	2010/03/12	25.00
18142	CC Rabobank B.A. - BOCL European Warrants Dec 2009	60,000,000	2009/08/12	2009/12/28	12.60
18146	CC Rabobank B.A. - HKEx European Warrants Oct 2010	120,000,000	2009/08/12	2010/10/06	30.00

Main Board Warrants

Code	Derivative warrants	No. of issue (units)	Listing date	Expiry	Amount raised (HK\$ mil.)
18145	CC Rabobank B.A. - HSBC European Put Warrants Oct 2011	200,000,000	2009/08/12	2011/10/24	50.00
18144	CC Rabobank B.A. - HSBC European Put Warrants Dec 2010 D	200,000,000	2009/08/12	2010/12/15	50.00
18143	CC Rabobank B.A. - Hutchison European Warrants Feb 2010	60,000,000	2009/08/12	2010/02/23	15.00
18121	SGA Societe Generale Acceptance N.V. - BOCom Eur Wt May 2010	200,000,000	2009/08/12	2010/05/03	40.00
18124	SGA Societe Generale Acceptance N.V. - CTel Eu Wt Mar 2010	150,000,000	2009/08/12	2010/03/24	87.90
18164	SGA Societe Generale Acceptance N.V. - CRail Eu Wt Oct 2010	200,000,000	2009/08/12	2010/10/18	50.00
18123	SGA Societe Generale Acceptance N.V. - CRail Eu Wt Dec 2010	200,000,000	2009/08/12	2010/12/22	42.00
18122	SGA Societe Generale Acceptance N.V. - CRCC Eu Wt May 2010	100,000,000	2009/08/12	2010/05/03	25.00
18125	SGA Societe Generale Acceptance N.V. - HSCEI Eu Wt Feb 2010A	300,000,000	2009/08/12	2010/02/25	75.00
18126	SGA Societe Generale Acceptance N.V. - HSCEI Eu Wt Feb 2010B	300,000,000	2009/08/12	2010/02/25	75.00
18170	ABN AMRO Bank N.V. - China Mobile European Wts Mar 2010	100,000,000	2009/08/13	2010/03/01	70.80
18171	ABN AMRO Bank N.V. - HSBC European Warrants Mar 2010	100,000,000	2009/08/13	2010/03/01	71.70
18212	BNP Paribas Arbit Issu B.V. - CHALCO European Wts May 2010	200,000,000	2009/08/13	2010/05/31	50.00
18181	BNP Paribas Arbit Issu B.V. - Ch Comm Cons Eur Wt Jan 2010	200,000,000	2009/08/13	2010/01/25	30.00
18180	BNP Paribas Arbit Issu B.V. - China Life Euro Wts Mar 2010 C	200,000,000	2009/08/13	2010/03/01	60.00
18184	BNP Paribas Arbit Issu B.V. - China Life Eu Put Wts Mar 2010	200,000,000	2009/08/13	2010/03/02	108.00
18218	BNP Paribas Arbit Issu B.V. - CNOOC European Wts Aug 2010	300,000,000	2009/08/13	2010/08/24	75.00
18219	BNP Paribas Arbit Issu B.V. - HSBC European Wts Feb 2010	200,000,000	2009/08/13	2010/02/01	30.00
18203	Credit Suisse - BOCL European Warrants Jan 2010 A	300,000,000	2009/08/13	2010/01/11	114.30
18214	Credit Suisse - CC Bank European Warrants Jan 2010	300,000,000	2009/08/13	2010/01/18	149.40
18215	Credit Suisse - CNOOC European Warrants Aug 2010	300,000,000	2009/08/13	2010/08/04	57.60
10890	Deutsche Bank AG - DJIA European Warrants Mar 2010	150,000,000	2009/08/13	2010/03/22	37.50
10894	Deutsche Bank AG - DJIA European Put Warrants Mar 2010	150,000,000	2009/08/13	2010/03/22	37.50
10891	Deutsche Bank AG - Nikkei 225 Index European Wts Mar 2010	150,000,000	2009/08/13	2010/03/12	40.50
10895	Deutsche Bank AG - Nikkei 225 Index Euro Put Wts Mar 2010	150,000,000	2009/08/13	2010/03/12	37.50
18201	J P Morgan SP BV - BOCL European Warrants Feb 2010	138,000,000	2009/08/13	2010/02/17	34.91
18202	J P Morgan SP BV - BankComm European Warrants Oct 2010	200,000,000	2009/08/13	2010/10/18	33.40
18205	J P Morgan SP BV - A50 China European Warrants Mar 2010 B	200,000,000	2009/08/13	2010/03/23	34.20
18204	J P Morgan SP BV - HS Bank European Warrants Sep 2010	168,000,000	2009/08/13	2010/09/22	25.87
18206	J P Morgan SP BV - JX Copper European Warrants Feb 2010	200,000,000	2009/08/13	2010/02/25	57.40
18207	J P Morgan SP BV - Maanshan Iron European Warrants Dec 2010	100,000,000	2009/08/13	2010/12/30	25.00
18208	J P Morgan SP BV - Pacific Basin European Warrants Sep 2010	100,000,000	2009/08/13	2010/09/08	25.00
18209	J P Morgan SP BV - PetroChina European Warrants Dec 2010 A	300,000,000	2009/08/13	2010/12/29	45.00
18210	J P Morgan SP BV - PetroChina European Warrants Dec 2010 B	300,000,000	2009/08/13	2010/12/30	75.00
18211	J P Morgan SP BV - PICC European Warrants Dec 2010 B	288,000,000	2009/08/13	2010/12/22	43.49
18216	KBC Fin Products Int'l Ltd. - Ch Mobile Eu Put Wt May 2010	400,000,000	2009/08/13	2010/05/18	100.00
18217	KBC Fin Products Int'l Ltd. - Ch Mobile Eu Put Wt Jun 2010 B	328,000,000	2009/08/13	2010/06/08	98.40
18185	KBC Fin Products Int'l Ltd. - CNOOC European Wts Apr 2010	400,000,000	2009/08/13	2010/04/01	100.00
18186	KBC Fin Products Int'l Ltd. - CNOOC Euro Put Wts Aug 2010	400,000,000	2009/08/13	2010/08/18	64.00
18182	KBC Fin Products Int'l Ltd. - Sinopec Euro Wts Feb 2010 A	208,000,000	2009/08/13	2010/02/17	99.84
18183	KBC Fin Products Int'l Ltd. - Sinopec Corp Eu Put Wt Mar 10	258,000,000	2009/08/13	2010/03/08	95.46
18187	KBC Fin Products Int'l Ltd. - HSBC European Wts Jun 2010 C	400,000,000	2009/08/13	2010/06/10	100.00
18188	KBC Fin Products Int'l Ltd. - HSBC European Wts Aug 2010 B	178,000,000	2009/08/13	2010/08/02	97.90
18189	KBC Fin Products Int'l Ltd. - HSBC Euro Put Wts Sep 2010 E	318,000,000	2009/08/13	2010/09/09	98.58

Main Board Warrants

Code	Derivative warrants	No. of issue (units)	Listing date	Expiry	Amount raised (HK\$ mil.)
18191	KBC Fin Products Int'l Ltd. - Hutchison Euro Wts Mar 2010	98,000,000	2009/08/13	2010/03/05	98.98
18190	KBC Fin Products Int'l Ltd. - Hutchison Euro Wts Apr 2010	158,000,000	2009/08/13	2010/04/08	94.80
18194	KBC Fin Products Int'l Ltd. - Hutchison Eur Put Wts Apr 2010	268,000,000	2009/08/13	2010/04/15	96.48
18192	KBC Fin Products Int'l Ltd. - PetroChina Euro Wts Mar 2010 C	400,000,000	2009/08/13	2010/03/01	100.00
18193	KBC Fin Products Int'l Ltd. - PetroChina Euro Wts Feb 2011	438,000,000	2009/08/13	2011/02/15	70.08
18174	Macquarie Bank Ltd. - Bank of EA European Warrants Jun 2010	150,000,000	2009/08/13	2010/06/29	45.15
18176	Macquarie Bank Ltd. - Country Garden European Warrants Feb10	100,000,000	2009/08/13	2010/02/18	28.80
18175	Macquarie Bank Ltd. - China Railway European Wts Mar 2010 B	100,000,000	2009/08/13	2010/03/30	40.80
18177	Macquarie Bank Ltd. - Hysan Dev European Warrants May 2010	250,000,000	2009/08/13	2010/05/28	64.00
18178	Macquarie Bank Ltd. - Shui On Land European Warrants Dec 10	250,000,000	2009/08/13	2010/12/28	63.00
18179	Macquarie Bank Ltd. - Stanchart European Warrants Jun 2010	288,000,000	2009/08/13	2010/06/29	72.86
18213	UBS AG - China Tel European Warrants Feb 2010	100,000,000	2009/08/13	2010/02/22	25.00
18200	UBS AG - Cheung Kong European Warrants Jan 2010	100,000,000	2009/08/13	2010/01/04	15.00
18195	UBS AG - China Life European Put Warrants Feb 2010 E	100,000,000	2009/08/13	2010/02/22	45.00
18199	UBS AG - A50 China European Warrants May 2010 B	100,000,000	2009/08/13	2010/05/03	15.00
18196	UBS AG - ICBC European Put Warrants Feb 2010 A	100,000,000	2009/08/13	2010/02/22	43.50
18197	UBS AG - ICBC European Put Warrants Feb 2010 B	100,000,000	2009/08/13	2010/02/17	61.00
18198	UBS AG - SHK Ppt European Put Warrants Jun 2010 D	100,000,000	2009/08/13	2010/06/07	25.00
18229	BNP Paribas Arbit Issu B.V. - Ch Mobile Euro Wts Mar 2010 A	200,000,000	2009/08/14	2010/03/30	30.00
18222	Citigroup Global Mkt H Inc. - BOCL European Wts Jul 2010	170,000,000	2009/08/14	2010/07/26	44.20
18224	Citigroup Global Mkt H Inc. - CITIC Pacific Eu Wt Jun 2010	150,000,000	2009/08/14	2010/06/21	43.50
18223	Citigroup Global Mkt H Inc. - Sinopec Corp Euro Wts Dec10	150,000,000	2009/08/14	2010/12/22	22.50
18225	Citigroup Global Mkt H Inc. - MTRC European Wts Jun 2010	170,000,000	2009/08/14	2010/06/29	42.50
18246	Citigroup Global Mkt H Inc. - PetroChina Euro Wts Nov 2010	175,000,000	2009/08/14	2010/11/01	43.75
18230	J P Morgan Int'l Der. Ltd. - CC Bank European Wts Dec 2011	388,000,000	2009/08/14	2011/12/05	58.20
18245	J P Morgan SP BV - Sinopec Corp European Warrants Mar 2011	300,000,000	2009/08/14	2011/03/30	75.00
18243	KBC Fin Products Int'l Ltd. - Ch Mobile Euro Wt Mar 2010	458,000,000	2009/08/14	2010/03/23	68.70
18244	KBC Fin Products Int'l Ltd. - Hutchison Euro Wts May 2010	208,000,000	2009/08/14	2010/05/03	95.68
18228	Macquarie Bank Ltd. - HSI European Warrants Feb 2010 E	300,000,000	2009/08/14	2010/02/25	75.30
18232	Macquarie Bank Ltd. - HSI European Put Warrants Feb 2010 F	300,000,000	2009/08/14	2010/02/25	64.20
18234	CC Rabobank B.A. - Ch Mobile European Warrants Mar 2010	200,000,000	2009/08/14	2010/03/30	30.00
18235	CC Rabobank B.A. - Ch Mobile European Warrants Nov 2011	200,000,000	2009/08/14	2011/11/04	50.00
18237	CC Rabobank B.A. - China Life European Warrants Mar 2010 C	100,000,000	2009/08/14	2010/03/03	28.00
18242	CC Rabobank B.A. - China Life European Put Warrants Mar 10E	100,000,000	2009/08/14	2010/03/03	46.00
18236	CC Rabobank B.A. - Ch Mobile European Put Wts Jun 2010 B	200,000,000	2009/08/14	2010/06/04	50.00
18241	CC Rabobank B.A. - HKEx European Warrants Jul 2010	120,000,000	2009/08/14	2010/07/28	30.00
18238	CC Rabobank B.A. - HSBC European Warrants Nov 2010	200,000,000	2009/08/14	2010/11/30	30.00
18239	CC Rabobank B.A. - HSBC European Warrants May 2011	200,000,000	2009/08/14	2011/05/31	30.00
18240	CC Rabobank B.A. - HSBC European Warrants Sep 2011 C	200,000,000	2009/08/14	2011/09/01	50.00
18220	SGA Societe Generale Acceptance N.V. - CLife Eu Wt Feb 2010D	200,000,000	2009/08/14	2010/02/01	38.20
18221	SGA Societe Generale Acceptance N.V. - A50 Ch Eu Wt Jul 2010	200,000,000	2009/08/14	2010/07/12	34.80
18226	UBS AG - China Mobile European Put Warrants Apr 2010 E	200,000,000	2009/08/14	2010/04/26	50.00
18227	UBS AG - CNOOC European Put Warrants Mar 2010	100,000,000	2009/08/14	2010/03/15	15.00
18231	UBS AG - HSBC European Warrants Feb 2010	100,000,000	2009/08/14	2010/02/01	15.00

Main Board Warrants

Code	Derivative warrants	No. of issue (units)	Listing date	Expiry	Amount raised (HK\$ mil.)
18233	UBS AG - PetroChina European Warrants Feb 2011	100,000,000	2009/08/14	2011/02/21	15.00
15644#	Macquarie Bank Ltd. - HSBC European Put Warrants Jan 2010 C	300,000,000	2009/08/14	2010/01/28	13.20
17360#	Merrill Lynch Int'l & Co. C.V. - Hutchison Euro Wts Jul 2011	180,000,000	2009/08/14	2011/07/18	19.80
18255	ABN AMRO Bank N.V. - China Life European Warrants Feb 2010 A	300,000,000	2009/08/17	2010/02/25	98.40
18256	ABN AMRO Bank N.V. - ICBC European Warrants Feb 2010	200,000,000	2009/08/17	2010/02/25	104.60
18253	BNP Paribas Arbit Issu B.V. - BOCL European Wts Mar 2010 B	200,000,000	2009/08/17	2010/03/02	60.00
18254	BNP Paribas Arbit Issu B.V. - HKEx European Put Wts Mar 2010	200,000,000	2009/08/17	2010/03/02	56.00
18257	Deutsche Bank AG - China Mobile European Warrants Mar 2010 B	200,000,000	2009/08/17	2010/03/01	88.00
18250	J P Morgan SP BV - Sinoma European Warrants Sep 2010	188,000,000	2009/08/17	2010/09/29	47.38
18249	Macquarie Bank Ltd. - Dongfeng Motor European Wts Jun 2010	100,000,000	2009/08/17	2010/06/29	25.00
18248	Macquarie Bank Ltd. - A50 China European Put Warrants Feb 10	250,000,000	2009/08/17	2010/02/25	62.50
18247	Macquarie Bank Ltd. - New World Dev European Wts Feb 2010	200,000,000	2009/08/17	2010/02/25	50.00
18251	CC Rabobank B.A. - HSI European Warrants Feb 2010 F	100,000,000	2009/08/17	2010/02/25	15.00
18252	CC Rabobank B.A. - HSI European Warrants Feb 2010 G	100,000,000	2009/08/17	2010/02/25	15.00
15398#	Deutsche Bank AG - Sinopec Corp European Warrants Nov 2009 A	300,000,000	2009/08/17	2009/11/09	40.80
18274	ABN AMRO Bank N.V. - CC Bank European Warrants Jan 2010	200,000,000	2009/08/18	2010/01/21	73.60
18258	ABN AMRO Bank N.V. - CNOOC European Warrants Feb 2010	400,000,000	2009/08/18	2010/02/08	60.00
18269	Citigroup Global Mkt H Inc. - HSBC European Wts Jan 2011	170,000,000	2009/08/18	2011/01/14	42.50
18270	Citigroup Global Mkt H Inc. - Jiangxi Copper Euro Wts Jun10	170,000,000	2009/08/18	2010/06/28	44.20
18271	Deutsche Bank AG - CC Bank European Warrants Mar 2010 C	200,000,000	2009/08/18	2010/03/29	74.00
18272	Deutsche Bank AG - CNOOC European Warrants Apr 2010 B	200,000,000	2009/08/18	2010/04/19	50.00
18268	Deutsche Bank AG - HKEx European Warrants May 2010 B	200,000,000	2009/08/18	2010/05/03	50.00
18273	Deutsche Bank AG - ICBC European Warrants Apr 2010 A	200,000,000	2009/08/18	2010/04/19	76.00
18259	Macquarie Bank Ltd. - China Mobile Euro Put Wts Jul 2010	300,000,000	2009/08/18	2010/07/16	45.30
18260	Merrill Lynch Int'l & Co. C.V. - Ch Mobile Eur Wt Mar 2010	200,000,000	2009/08/18	2010/03/23	30.00
18261	Merrill Lynch Int'l & Co. C.V. - Ch Mobile Eu Put Wt Nov 10	200,000,000	2009/08/18	2010/11/15	50.00
18263	Merrill Lynch Int'l & Co. C.V. - Sinopec Euro Wts Mar 2010	200,000,000	2009/08/18	2010/03/01	186.00
18264	Merrill Lynch Int'l & Co. C.V.-Sinopec Eu Put Warrants Nov10	200,000,000	2009/08/18	2010/11/29	50.00
18262	Merrill Lynch Int'l & Co. C.V. - HSBC Euro Put Wt Oct 2010	200,000,000	2009/08/18	2010/10/25	50.00
18265	UBS AG - China Mobile European Warrants Apr 2011	200,000,000	2009/08/18	2011/04/25	50.00
18266	UBS AG - HSBC European Warrants Nov 2010	100,000,000	2009/08/18	2010/11/29	15.00
18267	UBS AG - HSBC European Warrants Jun 2011	100,000,000	2009/08/18	2011/06/07	15.00
17134#	Credit Suisse - Sinopec Corp European Warrants Nov 2009	300,000,000	2009/08/18	2009/11/23	29.70
18281	BNP Paribas Arbit Issu B.V. - CC Bank Euro Wts Mar 2010	200,000,000	2009/08/19	2010/03/02	50.00
18282	BNP Paribas Arbit Issu B.V. - ICBC European Wts Mar 2010	200,000,000	2009/08/19	2010/03/02	50.00
18275	SGA Societe Generale Acceptance N.V. - CK(H) Eu Wt Sep 2010	400,000,000	2009/08/19	2010/09/20	69.60
18276	SGA Societe Generale Acceptance N.V. - Ch Mob Eu Wt Apr 10 B	800,000,000	2009/08/19	2010/04/19	120.80
18277	SGA Societe Generale Acceptance N.V. - CTel Eu Wt Feb 2010 B	150,000,000	2009/08/19	2010/02/24	94.65
18278	SGA Societe Generale Acceptance N.V. - HKEx Eu Wt Jun 2010 B	200,000,000	2009/08/19	2010/06/02	50.00
18279	SGA Societe Generale Acceptance N.V. - HWL Eur Wt Feb 2010	150,000,000	2009/08/19	2010/02/24	94.05
18280	SGA Societe Generale Acceptance N.V. - SHK P Eu Wt Sep 2010	400,000,000	2009/08/19	2010/09/20	100.40
17712#	Macquarie Bank Ltd. - A50 China European Warrants Mar 2010 B	250,000,000	2009/08/19	2010/03/09	36.00
18283	KBC Fin Products Int'l Ltd. - CC Bank Euro Put Wts Feb 2010	200,000,000	2009/08/20	2010/02/01	100.00
18284	KBC Fin Products Int'l Ltd. - Ch Mobile Euro Wt Apr 2010 C	168,000,000	2009/08/20	2010/04/01	97.44

Main Board Warrants

Code	Derivative warrants	No. of issue (units)	Listing date	Expiry	Amount raised (HK\$ mil.)
18285	KBC Fin Products Int'l Ltd. - Sinopec Euro Wts Feb 2010 B	400,000,000	2009/08/20	2010/02/22	100.00
18286	KBC Fin Products Int'l Ltd. - Sinopec Corp Eu Put Wt Apr 10	318,000,000	2009/08/20	2010/04/01	98.58
18294	Citigroup Global Mkt H Inc. - Cathay Pacific Eur Wt Jul 2010	175,000,000	2009/08/21	2010/07/28	43.75
18295	Citigroup Global Mkt H Inc. - China Shenhua Eur Wts Mar10	130,000,000	2009/08/21	2010/03/15	40.30
18296	Citigroup Global Mkt H Inc. - HKEx European Wts Apr 2010	250,000,000	2009/08/21	2010/04/01	42.50
18297	Citigroup Global Mkt H Inc. - HKEx European Put Wts Jul 2010	180,000,000	2009/08/21	2010/07/20	45.00
18298	Citigroup Global Mkt H Inc. - Swire Pacific A Eur Wt Oct 10	175,000,000	2009/08/21	2010/10/25	43.75
18288	KBC Fin Products Int'l Ltd. - HKEx European Warrants Feb 10	400,000,000	2009/08/21	2010/02/08	79.60
18289	KBC Fin Products Int'l Ltd. - HKEx European Warrants Apr 10	400,000,000	2009/08/21	2010/04/08	100.00
18290	KBC Fin Products Int'l Ltd. - HKEx European Warrants May 10A	368,000,000	2009/08/21	2010/05/03	99.36
18293	KBC Fin Products Int'l Ltd. - HKEx European Put Wts Feb10	400,000,000	2009/08/21	2010/02/01	60.00
18291	KBC Fin Products Int'l Ltd. - HKEx European Put Wts Mar10A	400,000,000	2009/08/21	2010/03/22	60.00
18292	KBC Fin Products Int'l Ltd. - HKEx European Put Wts Mar10B	400,000,000	2009/08/21	2010/03/01	100.00
18287	SGA Societe Generale Acceptance N.V. - Alibaba Eu Wts Apr10A	100,000,000	2009/08/21	2010/04/07	55.00
17976#	CC Rabobank B.A. - A50 China European Warrants Feb 2010 B	150,000,000	2009/08/21	2010/02/08	13.35
17394#	CC Rabobank B.A. - Hutchison European Warrants Jul 2011	140,000,000	2009/08/21	2011/07/25	13.44
18312	Deutsche Bank AG - BOCL European Put Warrants Mar 2010	200,000,000	2009/08/24	2010/03/01	58.00
18300	Macquarie Bank Ltd. - ICBC European Put Warrants Feb 2010	128,000,000	2009/08/24	2010/02/25	36.22
18299	Macquarie Bank Ltd. - Tencent European Warrants Jun 2010 C	300,000,000	2009/08/24	2010/06/29	75.00
18303	Macquarie Bank Ltd. - Tencent European Put Warrants Jun 10B	300,000,000	2009/08/24	2010/06/29	75.00
18301	Merrill Lynch Int'l & Co. C.V. -HSI European Warrants Jun10B	300,000,000	2009/08/24	2010/06/29	99.00
18302	Merrill Lynch Int'l & Co. C.V. -HSI European Warrants Jun10C	300,000,000	2009/08/24	2010/06/29	75.00
18304	Merrill Lynch Int'l & Co. C.V. -HSI European Warrants Jun10D	300,000,000	2009/08/24	2010/06/29	76.50
18308	Merrill Lynch Int'l & Co. C.V. -HSI European Put Wts Jun 10E	300,000,000	2009/08/24	2010/06/29	88.50
18309	Merrill Lynch Int'l & Co. C.V. -HSI European Put Wts Jun 10F	300,000,000	2009/08/24	2010/06/29	118.50
18310	CC Rabobank B.A. - Ch Mobile European Warrants Oct 2010	200,000,000	2009/08/24	2010/10/08	35.20
18307	CC Rabobank B.A. - Ch Mobile European Warrants Apr 2011	200,000,000	2009/08/24	2011/04/06	50.00
18305	CC Rabobank B.A. - CC Bank European Warrants Dec 2009	60,000,000	2009/08/24	2009/12/02	30.60
18306	CC Rabobank B.A. - China Life European Warrants Mar 2010 D	100,000,000	2009/08/24	2010/03/05	48.00
18311	CC Rabobank B.A. - HKEx European Put Warrants Mar 2010	120,000,000	2009/08/24	2010/03/05	30.00
18313	UBS AG - Agile Ppt European Warrants May 2010	100,000,000	2009/08/24	2010/05/10	25.00
18314	UBS AG - Bank of EA European Warrants Apr 2010 B	100,000,000	2009/08/24	2010/04/26	15.00
18320	UBS AG - WISE CSI European Put Warrants Mar 2010 A	100,000,000	2009/08/24	2010/03/29	25.00
18321	UBS AG - WISE CSI European Put Warrants Mar 2010 B	100,000,000	2009/08/24	2010/03/01	50.00
18315	UBS AG - R&F Ppt European Warrants Jan 2010	100,000,000	2009/08/24	2010/01/25	15.00
18319	UBS AG - HSI European Put Warrants Mar 2010 A	100,000,000	2009/08/24	2010/03/30	15.00
18316	UBS AG - HSI European Warrants Feb 2010 D	100,000,000	2009/08/24	2010/02/25	28.50
18317	UBS AG - HSI European Warrants Feb 2010 E	100,000,000	2009/08/24	2010/02/25	25.50
18318	UBS AG - HSI European Warrants Feb 2010 F	100,000,000	2009/08/24	2010/02/25	25.00
18322	UBS AG - HSI European Put Warrants Feb 2010 H	100,000,000	2009/08/24	2010/02/25	15.00
18336	BNP Paribas Arbit Issu B.V. - HSI European Wts Dec 2009 I	300,000,000	2009/08/25	2009/12/30	45.00
18337	BNP Paribas Arbit Issu B.V. - HSI Euro Put Wts Feb 2010 B	300,000,000	2009/08/25	2010/02/25	75.00
18323	Credit Suisse - Tencent Holdings European Warrants Mar 2010	200,000,000	2009/08/25	2010/03/12	50.00
18326	Deutsche Bank AG - Tencent Holdings European Warrants Mar 10	200,000,000	2009/08/25	2010/03/15	50.00

Main Board Warrants

Code	Derivative warrants	No. of			Amount raised (HK\$ mil.)
		issue (units)	Listing date	Expiry	
18329	HK Bank - CRCC European Warrants Sep 2010	120,000,000	2009/08/25	2010/09/22	30.00
18328	HK Bank - Esprit European Warrants Apr 2010	180,000,000	2009/08/25	2010/04/21	109.80
18327	J P Morgan SP BV - A50 China European Warrants Feb 2010 B	200,000,000	2009/08/25	2010/02/22	30.20
18338	KBC Fin Products Int'l Ltd. - A50 Ch European Put Wts Mar 10	400,000,000	2009/08/25	2010/03/01	64.00
18339	KBC Fin Products Int'l Ltd. - A50 Ch European Put Wts May10A	400,000,000	2009/08/25	2010/05/24	72.00
18332	Macquarie Bank Ltd. - CC Bank European Warrants Feb 2010	200,000,000	2009/08/25	2010/02/25	171.00
18330	Macquarie Bank Ltd. - CNOOC European Warrants Feb 2010	500,000,000	2009/08/25	2010/02/04	75.00
18331	Macquarie Bank Ltd. - CNOOC European Warrants Mar 2010	300,000,000	2009/08/25	2010/03/25	45.00
18324	Merrill Lynch Int'l & Co. C.V. - CM Bank Euro Wts Feb 2010	200,000,000	2009/08/25	2010/02/22	39.60
18325	Merrill Lynch Int'l & Co. C.V. - HSBC Euro Wts Oct 2010	200,000,000	2009/08/25	2010/10/25	30.00
18335	CC Rabobank B.A. - ICBC European Warrants Dec 2010 B	250,000,000	2009/08/25	2010/12/10	43.50
18333	CC Rabobank B.A. - China Mengniu European Warrants Mar 2010	50,000,000	2009/08/25	2010/03/05	20.00
18334	CC Rabobank B.A. - China Mengniu European Warrants May 2010	50,000,000	2009/08/25	2010/05/14	17.50
18353	Barclays Bank plc - BOCL European Warrants Jan 2010 A	100,000,000	2009/08/26	2010/01/04	15.00
18354	Barclays Bank plc - BOCL European Warrants Jan 2010 B	100,000,000	2009/08/26	2010/01/18	15.00
18355	Barclays Bank plc - CM Bank European Warrants Dec 2009	100,000,000	2009/08/26	2009/12/30	15.00
18357	Barclays Bank plc - HSBC European Warrants Nov 2010	100,000,000	2009/08/26	2010/11/01	15.30
18356	Barclays Bank plc - HSBC European Put Warrants Jun 2010	100,000,000	2009/08/26	2010/06/01	18.60
18348	Barclays Bank plc - HSI European Warrants Feb 2010	200,000,000	2009/08/26	2010/02/25	30.00
18352	Barclays Bank plc - HSI European Put Warrants Feb 2010	200,000,000	2009/08/26	2010/02/25	30.00
18350	Barclays Bank plc - HSI European Warrants Mar 2010 A	200,000,000	2009/08/26	2010/03/30	30.00
18351	Barclays Bank plc - HSI European Warrants Mar 2010 B	200,000,000	2009/08/26	2010/03/30	30.00
18349	Barclays Bank plc - HSI European Put Warrants Jan 2010 D	200,000,000	2009/08/26	2010/01/28	34.00
18344	HK Bank - Maanshan Iron European Warrants Jun 2011	120,000,000	2009/08/26	2011/06/30	30.00
18341	Macquarie Bank Ltd. - WISE CSI European Warrants Mar 2010	200,000,000	2009/08/26	2010/03/01	83.20
18340	Macquarie Bank Ltd. - China Mengniu European Wts Jul 2010	188,000,000	2009/08/26	2010/07/19	64.67
18345	Merrill Lynch Int'l & Co. C.V. -HSI European Warrants Dec09B	300,000,000	2009/08/26	2009/12/30	45.60
18342	SGA Societe Generale Acceptance N.V. - HSI Eur Wt Feb 2010 A	300,000,000	2009/08/26	2010/02/25	75.00
18343	SGA Societe Generale Acceptance N.V. - HSI Eur Wt Feb 2010 B	300,000,000	2009/08/26	2010/02/25	75.00
18346	SGA Societe Generale Acceptance N.V. - HSI Eu Put Wt Feb 10C	300,000,000	2009/08/26	2010/02/25	75.00
18347	SGA Societe Generale Acceptance N.V. - HSI Eu Put Wt Feb 10D	300,000,000	2009/08/26	2010/02/25	75.00
18358	UBS AG - R&F Ppt European Warrants Mar 2010 A	100,000,000	2009/08/26	2010/03/22	25.00
18359	UBS AG - Shimao Ppt European Warrants Mar 2010	100,000,000	2009/08/26	2010/03/22	25.00
16684#	Macquarie Bank Ltd. - Sinopec Corp European Wts Oct 2009 C	200,000,000	2009/08/26	2009/10/29	104.00
18360	Citigroup Global Mkt H Inc. - CC Bank European Wts Dec 2009	75,000,000	2009/08/27	2009/12/16	18.75
17364#	CC Rabobank B.A. - CNOOC European Warrants Mar 2010 A	150,000,000	2009/08/27	2010/03/29	19.50
18371	Credit Suisse - China Life European Put Warrants Dec 2009	200,000,000	2009/08/28	2009/12/21	36.00
18372	Credit Suisse - Sinopec Corp European Warrants Dec 2009	200,000,000	2009/08/28	2009/12/28	66.00
18373	Credit Suisse -HKEx European Put Warrants Feb 2010 B	200,000,000	2009/08/28	2010/02/01	30.00
18370	SGA Societe Generale Acceptance N.V. - CMob Eu Put Wt Apr 10	500,000,000	2009/08/28	2010/04/26	130.00
18367	SGA Societe Generale Acceptance N.V. - CMob Eu Put Wt Jun 10	500,000,000	2009/08/28	2010/06/21	78.50
18368	SGA Societe Generale Acceptance N.V. - CMob Eu Put Wt Jul 10	500,000,000	2009/08/28	2010/07/12	100.00
18369	SGA Societe Generale Acceptance N.V. - CMob Eu Put Wt Nov 10	500,000,000	2009/08/28	2010/11/15	130.00
18361	SGA Societe Generale Acceptance N.V.-Chi COSCO Euro Wt Apr 10	200,000,000	2009/08/28	2010/04/19	30.20

Main Board Warrants

Code	Derivative warrants	No. of			Amount raised (HK\$ mil.)
		issue (units)	Listing date	Expiry	
18366	SGA Societe Generale Acceptance N.V. - Ch Mob Eu Wt Apr 10C	500,000,000	2009/08/28	2010/04/12	77.50
18362	SGA Societe Generale Acceptance N.V. - CP&CC Eur Wt Sep 10B	100,000,000	2009/08/28	2010/09/08	95.00
18363	SGA Societe Generale Acceptance N.V. - CP&CC Eur Wt Dec 10B	100,000,000	2009/08/28	2010/12/01	101.00
18364	SGA Societe Generale Acceptance N.V. - HSBC Eu Wt Sep 2010	200,000,000	2009/08/28	2010/09/22	35.00
18365	SGA Societe Generale Acceptance N.V. - HSBC Eu Wt Nov 2010	200,000,000	2009/08/28	2010/11/01	30.80
17431 [#]	Deutsche Bank AG - China Mobile European Warrants Mar 2010 A	400,000,000	2009/08/28	2010/03/30	23.20
18375	BOCI Asia Ltd. - China Mobile European Put Warrants Jun 2010	200,000,000	2009/08/31	2010/06/22	30.00
18374	BOCI Asia Ltd. - China Mobile European Warrants Apr 2010 B	200,000,000	2009/08/31	2010/04/21	30.00
18377	Deutsche Bank AG - China Mobile European Put Wts Jun 2010	200,000,000	2009/08/31	2010/06/29	30.00
10892	Deutsche Bank AG - USD/YEN European Warrants Mar 2010	50,000,000	2009/08/31	2010/03/29	18.50
18376	KBC Fin Products Int'l Ltd. - Sinopec Euro Wts Jan 2010	200,000,000	2009/08/31	2010/01/04	100.00
18383	ABN AMRO Bank N.V. - Sinopec Corp European Warrants Jan 2010	150,000,000	2009/09/01	2010/01/25	79.65
18379	BNP Paribas Arbit Issu B.V. - China Tel Euro Wts Mar 2010	100,000,000	2009/09/01	2010/03/23	56.00
18378	BNP Paribas Arbit Issu B.V. - China Life Euro Wts Apr 2010	200,000,000	2009/09/01	2010/04/01	94.00
18380	BNP Paribas Arbit Issu B.V. - Ch Shenhua Euro Wts Jul 2010	100,000,000	2009/09/01	2010/07/06	47.00
18381	BNP Paribas Arbit Issu B.V. - Jiangxi Copper Eu Wts Jul 2010	100,000,000	2009/09/01	2010/07/06	27.00
18382	BNP Paribas Arbit Issu B.V. - Zijin Mining Euro Wts Oct 2010	100,000,000	2009/09/01	2010/10/05	25.00
16519 [#]	Deutsche Bank AG - China Life European Warrants Nov 2009 A	300,000,000	2009/09/01	2009/11/23	79.50
17708 [#]	Deutsche Bank AG - A50 China European Warrants Feb 2010	200,000,000	2009/09/01	2010/02/08	15.80
18385	BNP Paribas Arbit Issu B.V. - China Life Euro Wts Feb 2010	200,000,000	2009/09/02	2010/02/01	98.00
18387	Deutsche Bank AG - China Life European Warrants May 2010 A	200,000,000	2009/09/02	2010/05/10	72.00
18388	Deutsche Bank AG - HSBC European Warrants Apr 2010 C	200,000,000	2009/09/02	2010/04/19	120.00
18384	J P Morgan SP BV - MTRC European Warrants Mar 2010	100,000,000	2009/09/02	2010/03/04	25.40
18386	KBC Fin Products Int'l Ltd. - HSCEI Euro Wts Mar 2010 A	400,000,000	2009/09/02	2010/03/30	100.00
18389	UBS AG - WISE CSI European Warrants Mar 2010	100,000,000	2009/09/02	2010/03/08	25.00
18390	UBS AG - WISE CSI European Warrants Apr 2010 B	100,000,000	2009/09/02	2010/04/26	25.00
15838 [#]	Macquarie Bank Ltd. - China Unicom European Wts Dec 2009 A	250,000,000	2009/09/02	2009/12/30	19.25
18397	Credit Suisse - HSBC European Wts Feb 2010 B	200,000,000	2009/09/03	2010/02/17	30.00
18391	J P Morgan SP BV - Alibaba European Warrants Mar 2010	128,000,000	2009/09/03	2010/03/05	46.46
18392	J P Morgan SP BV - China Life European Warrants Dec 2009 B	188,000,000	2009/09/03	2009/12/09	42.68
18393	J P Morgan SP BV - Esprit European Wts Sep 2011	288,000,000	2009/09/03	2011/09/29	72.00
18394	Macquarie Bank Ltd. - Esprit European Warrants Sep 2010	300,000,000	2009/09/03	2010/09/29	45.00
18398	CC Rabobank B.A. - Anhui Conch European Warrants Aug 2010	220,000,000	2009/09/03	2010/08/27	55.00
18396	CC Rabobank B.A. - Sinopec Corp European Warrants Dec 2009 B	80,000,000	2009/09/03	2009/12/04	28.00
18395	CC Rabobank B.A. - Sinopec Corp European Warrants Oct 2011	250,000,000	2009/09/03	2011/10/07	62.50
18399	CC Rabobank B.A. - Nine Dragons European Warrants Mar 2010 A	120,000,000	2009/09/03	2010/03/19	30.00
17674 [#]	SGA Societe Generale Acceptance N.V. - A50 Ch Eu Wt Feb 2010	300,000,000	2009/09/03	2010/02/22	22.80
18415	ABN AMRO Bank N.V. - China Mobile European Wts Aug 2010	400,000,000	2009/09/04	2010/08/03	60.00
18411	BNP Paribas Arbit Issu B.V. - China Tel Euro Wts Feb 2010	100,000,000	2009/09/04	2010/02/02	27.00
18403	Citigroup Global Mkt H Inc. - Country Garden Euro Wts Oct10	120,000,000	2009/09/04	2010/10/19	46.80
18402	Citigroup Global Mkt H Inc. - China Tel Euro Wts Jul 2010	175,000,000	2009/09/04	2010/07/26	43.75
18400	Citigroup Global Mkt H Inc. - China Life Euro Wts Dec 2009	250,000,000	2009/09/04	2009/12/24	37.50
18401	Citigroup Global Mkt H Inc. - China Life Euro Wts Sep 2010	125,000,000	2009/09/04	2010/09/20	41.25
18404	Citigroup Global Mkt H Inc. - R&F Ppt European Wts Aug10	175,000,000	2009/09/04	2010/08/20	43.75

Main Board Warrants

Code	Derivative warrants	No. of issue (units)	Listing date	Expiry	Amount raised (HK\$ mil.)
18405	Citigroup Global Mkt H Inc. - Hang Lung Ppt Euro Wts Aug10	175,000,000	2009/09/04	2010/08/30	43.75
18406	Citigroup Global Mkt H Inc. - HS Bank European Wts Dec 2010	175,000,000	2009/09/04	2010/12/28	43.75
18407	Citigroup Global Mkt H Inc. - ICBC European Wts Feb 2010	120,000,000	2009/09/04	2010/02/25	43.20
18408	Citigroup Global Mkt H Inc. - Link Reit European Wts Sep10	175,000,000	2009/09/04	2010/09/20	45.50
18409	Citigroup Global Mkt H Inc. - Wharf European Warrants Sep10	100,000,000	2009/09/04	2010/09/20	40.00
18413	CC Rabobank B.A. - CNOOC European Put Warrants Mar 2010	160,000,000	2009/09/04	2010/03/22	25.60
18412	CC Rabobank B.A. - Sinopec Corp European Put Warrants Sep10	250,000,000	2009/09/04	2010/09/28	37.50
18414	CC Rabobank B.A. - ICBC European Put Warrants Dec 2009	60,000,000	2009/09/04	2009/12/21	20.40
18410	SGA Societe Generale Acceptance N.V. - ICBC Eu Wt Apr 2010	100,000,000	2009/09/04	2010/04/07	51.00
14617#	Merrill Lynch Int'l & Co. C.V. - Ch Mobile Eur Wt May 2010	300,000,000	2009/09/04	2010/05/03	22.50
18419	Deutsche Bank AG - China Mobile European Warrants Oct 2010 B	200,000,000	2009/09/07	2010/10/05	36.00
18420	Deutsche Bank AG - Sinopec Corp European Warrants Jan 2010	100,000,000	2009/09/07	2010/01/04	61.00
18421	Deutsche Bank AG - Sinopec Corp European Warrants Jul 2010	200,000,000	2009/09/07	2010/07/29	38.00
18422	Deutsche Bank AG - A50 China European Warrants Apr 2010 D	200,000,000	2009/09/07	2010/04/19	50.00
18416	Macquarie Bank Ltd. - Chi Res Land European Warrants Jun10	188,000,000	2009/09/07	2010/06/21	52.45
18417	Macquarie Bank Ltd. - Chi Res Power European Warrants Jun10	188,000,000	2009/09/07	2010/06/21	55.46
18418	Macquarie Bank Ltd. - Li Ning European Warrants Jun 2010	188,000,000	2009/09/07	2010/06/21	59.22
17644#	KBC Fin Products Int'l Ltd. - A50 Ch Euro Wts Jan 2010 B	600,000,000	2009/09/07	2010/01/18	45.00
18428	Deutsche Bank AG - CC Bank European Warrants Apr 2010 A	150,000,000	2009/09/08	2010/04/19	132.00
18429	Deutsche Bank AG - China Life European Warrants May 2010 B	200,000,000	2009/09/08	2010/05/10	104.00
18431	Deutsche Bank AG - WISE CSI European Warrants Mar 2010 B	50,000,000	2009/09/08	2010/03/08	15.00
18430	Deutsche Bank AG - ICBC European Warrants Apr 2010 B	150,000,000	2009/09/08	2010/04/26	100.50
18434	KBC Fin Products Int'l Ltd. - A50 Ch Euro Wts Apr 2010	400,000,000	2009/09/08	2010/04/19	100.00
18433	KBC Fin Products Int'l Ltd. - HSI Euro Put Wts Mar 2010 E	400,000,000	2009/09/08	2010/03/30	100.00
18432	KBC Fin Products Int'l Ltd. - HSI Euro Put Wts Feb 2010 E	400,000,000	2009/09/08	2010/02/25	62.40
18423	CC Rabobank B.A. - Angang Steel European Warrants Mar 2010	100,000,000	2009/09/08	2010/03/10	43.00
18424	CC Rabobank B.A. - CC Bank European Warrants Mar 2010 A	60,000,000	2009/09/08	2010/03/30	38.40
18425	CC Rabobank B.A. - C Transmission European Warrants Mar 2010	100,000,000	2009/09/08	2010/03/10	48.00
18427	CC Rabobank B.A. - ICBC European Warrants Mar 2010	60,000,000	2009/09/08	2010/03/30	35.40
18426	CC Rabobank B.A. - Yurun Food European Warrants Mar 2010	100,000,000	2009/09/08	2010/03/10	36.00
18435	UBS AG - Angang Steel European Warrants Mar 2010	100,000,000	2009/09/08	2010/03/29	28.50
18436	UBS AG - China Overseas European Warrants Mar 2010	100,000,000	2009/09/08	2010/03/29	25.00
18438	UBS AG - A50 China European Warrants Feb 2010 D	100,000,000	2009/09/08	2010/02/22	15.00
18437	UBS AG - HKEx European Put Warrants Mar 2010	100,000,000	2009/09/08	2010/03/29	25.00
18439	UBS AG - Tencent Holdings European Warrants Mar 2010 A	100,000,000	2009/09/08	2010/03/29	25.00
17575#	Macquarie Bank Ltd. - A50 China European Warrants Feb 2010	300,000,000	2009/09/08	2010/02/25	22.80
17054#	HK Bank - Zijin Mining European Warrants Feb 2010	160,000,000	2009/09/08	2010/02/22	10.24
18444	BOCI Asia Ltd. - HSBC European Warrants Oct 2010	200,000,000	2009/09/09	2010/10/25	30.00
18445	BOCI Asia Ltd. - PetroChina European Warrants Jun 2010	200,000,000	2009/09/09	2010/06/22	30.00
10893	Deutsche Bank AG - EUR/USD European Warrants Mar 2010	50,000,000	2009/09/09	2010/03/29	21.50
10897	Deutsche Bank AG - EUR/USD European Put Warrants Mar 2010	50,000,000	2009/09/09	2010/03/29	21.50
10896	Deutsche Bank AG - USD/YEN European Put Warrants Mar 2010	50,000,000	2009/09/09	2010/03/29	17.50
18443	Macquarie Bank Ltd. - R&F Ppt European Warrants May 2010	200,000,000	2009/09/09	2010/05/28	50.20
18451	CC Rabobank B.A. - HKEx European Warrants Jan 2010 C	150,000,000	2009/09/09	2010/01/20	26.10

Main Board Warrants

Code	Derivative warrants	No. of			Amount raised (HK\$ mil.)
		issue (units)	Listing date	Expiry	
18452	CC Rabobank B.A. - HSBC European Warrants Mar 2010 A	60,000,000	2009/09/09	2010/03/08	30.60
18455	CC Rabobank B.A. - Hutchison European Warrants Jan 2010	60,000,000	2009/09/09	2010/01/20	25.50
18446	SGA Societe Generale Acceptance N.V. - BOCL Eu Wt Dec 2009 B	200,000,000	2009/09/09	2009/12/21	53.00
18447	SGA Societe Generale Acceptance N.V. - BOCL Eu Wt Mar 2010 B	200,000,000	2009/09/09	2010/03/10	82.00
18448	SGA Societe Generale Acceptance N.V. - BOCL Eu Wt Mar 2010 C	200,000,000	2009/09/09	2010/03/22	53.00
18449	SGA Societe Generale Acceptance N.V. - HSI Eur Wt Mar 2010 A	300,000,000	2009/09/09	2010/03/30	75.00
18450	SGA Societe Generale Acceptance N.V. - HSI Eur Wt Mar 2010 B	300,000,000	2009/09/09	2010/03/30	75.00
18453	SGA Societe Generale Acceptance N.V. - HSI Eu Put Wt Mar 10C	300,000,000	2009/09/09	2010/03/30	93.00
18454	SGA Societe Generale Acceptance N.V. - HSI Eu Put Wt Mar 10D	300,000,000	2009/09/09	2010/03/30	108.00
18461	Credit Suisse - China Tel European Warrants Feb 2010	200,000,000	2009/09/10	2010/02/01	30.00
18462	Credit Suisse - Esprit European Warrants Mar 2010	200,000,000	2009/09/10	2010/03/22	50.00
18459	Credit Suisse - HSI European Warrants Jan 2010	200,000,000	2009/09/10	2010/01/28	30.00
18458	Credit Suisse - HSI European Put Warrants Dec 2009	200,000,000	2009/09/10	2009/12/30	30.00
18441	Merrill Lynch Int'l & Co. C.V. - Ch Shenhua Eur Wts Jun 2010	200,000,000	2009/09/10	2010/06/21	77.00
18440	Merrill Lynch Int'l & Co. C.V. - A50 China Eur Wt Mar 2010	200,000,000	2009/09/10	2010/03/29	31.80
18442	Merrill Lynch Int'l & Co. C.V. - A50 China Eu Put Wt Apr 10	200,000,000	2009/09/10	2010/04/08	30.00
18457	Merrill Lynch Int'l & Co. C.V. -HSI European Warrants Mar10	300,000,000	2009/09/10	2010/03/30	81.00
18456	Merrill Lynch Int'l & Co. C.V. -HSI European Warrants Jul10	300,000,000	2009/09/10	2010/07/29	75.00
18460	Merrill Lynch Int'l & Co. C.V. -HSI European Put Wts Jul10	300,000,000	2009/09/10	2010/07/29	75.00
17148#	Deutsche Bank AG - China Mobile European Warrants Apr 2010 B	400,000,000	2009/09/10	2010/04/28	38.00
17080#	KBC Fin Products Int'l Ltd. - HSI Euro Put Wts Nov 2009 F	600,000,000	2009/09/10	2009/11/27	33.00
18464	ABN AMRO Bank N.V. - A50 China European Warrants Mar 2010 B	400,000,000	2009/09/11	2010/03/29	64.40
18465	ABN AMRO Bank N.V. - A50 China European Warrants Jun 2010	400,000,000	2009/09/11	2010/06/28	64.80
10898	ABN AMRO Bank N.V. - Gold European Warrants Mar 2010	150,000,000	2009/09/11	2010/03/23	37.50
10902	ABN AMRO Bank N.V. - Gold European Put Warrants Mar 2010	150,000,000	2009/09/11	2010/03/30	37.50
18463	Credit Suisse - PetroChina European Warrants Jun 2010	200,000,000	2009/09/11	2010/06/14	30.00
18470	Credit Suisse - Tencent Holdings European Warrants Jun 2010	200,000,000	2009/09/14	2010/06/28	50.00
10899	Deutsche Bank AG - AUD/USD European Warrants Mar 2010	50,000,000	2009/09/14	2010/03/29	18.00
10903	Deutsche Bank AG - AUD/USD European Put Warrants Mar 2010	50,000,000	2009/09/14	2010/03/29	19.00
10900	Deutsche Bank AG - Gold European Warrants Mar 2010	50,000,000	2009/09/14	2010/03/30	18.00
10904	Deutsche Bank AG - Gold European Put Warrants Mar 2010	50,000,000	2009/09/14	2010/03/30	18.00
18475	Deutsche Bank AG - PetroChina European Warrants Aug 2010	200,000,000	2009/09/14	2010/08/16	32.00
18476	Deutsche Bank AG - PetroChina European Put Wts Jun 2010	200,000,000	2009/09/14	2010/06/21	32.00
18472	KBC Fin Products Int'l Ltd. - HSI European Wts Mar 2010 B	400,000,000	2009/09/14	2010/03/30	100.00
18473	KBC Fin Products Int'l Ltd. - HSI European Wts Mar 2010 C	400,000,000	2009/09/14	2010/03/30	100.00
18474	KBC Fin Products Int'l Ltd. - HSI European Wts Mar 2010 D	400,000,000	2009/09/14	2010/03/30	100.00
18466	Macquarie Bank Ltd. -Sino Ocean Land European Warrants Jul10	200,000,000	2009/09/14	2010/07/29	50.40
18467	UBS AG - China Life European Warrants Dec 2009 D	100,000,000	2009/09/14	2009/12/28	15.00
18471	UBS AG - R&F Ppt European Warrants Mar 2010 B	100,000,000	2009/09/14	2010/03/15	25.00
18469	UBS AG - HKEx European Warrants Feb 2010 E	100,000,000	2009/09/14	2010/02/08	15.00
18468	UBS AG - ICBC European Warrants Dec 2009 B	100,000,000	2009/09/14	2009/12/14	26.50
17976#	CC Rabobank B.A. - A50 China European Warrants Feb 2010 B	150,000,000	2009/09/14	2010/02/08	10.20
18494	ABN AMRO Bank N.V. - HSI European Warrants Feb 2010	400,000,000	2009/09/15	2010/02/25	62.80
18496	ABN AMRO Bank N.V. - HSI European Put Warrants Mar 2010	400,000,000	2009/09/15	2010/03/30	112.40

Main Board Warrants

Code	Derivative warrants	No. of issue (units)	Listing date	Expiry	Amount raised (HK\$ mil.)
18495	ABN AMRO Bank N.V. - HSI European Put Warrants Dec 2009 F	400,000,000	2009/09/15	2009/12/30	68.00
18485	Credit Suisse - BOCL European Warrants Jan 2010 B	200,000,000	2009/09/15	2010/01/25	30.00
18478	Citigroup Global Mkt H Inc. - Bank of EA European Wts Apr 10	150,000,000	2009/09/15	2010/04/19	45.00
18479	Citigroup Global Mkt H Inc. - CM Bank European Wts Jul 2010	160,000,000	2009/09/15	2010/07/19	41.60
18480	Citigroup Global Mkt H Inc.-Henderson Land Dev Eur Wts Mar10	90,000,000	2009/09/15	2010/03/29	43.20
18481	Citigroup Global Mkt H Inc. - Huaneng Power Euro Wts Jun10	125,000,000	2009/09/15	2010/06/28	42.50
18482	Citigroup Global Mkt H Inc. - Li & Fung European Wts Jul10	120,000,000	2009/09/15	2010/07/26	45.60
18497	Deutsche Bank AG - BOCL European Warrants Mar 2010 A	150,000,000	2009/09/15	2010/03/15	48.00
18498	Deutsche Bank AG - HSBC European Warrants Mar 2010	150,000,000	2009/09/15	2010/03/15	105.00
18493	Deutsche Bank AG - PetroChina European Warrants Jun 2010	200,000,000	2009/09/15	2010/06/07	30.00
18499	Goldman Sachs SP (Asia) - BOCL European Warrants Mar 2010 A	200,000,000	2009/09/15	2010/03/30	152.00
18500	Goldman Sachs SP (Asia) - BOCL European Warrants Mar 2010 B	200,000,000	2009/09/15	2010/03/30	68.00
18501	Goldman Sachs SP (Asia) - BOCL European Warrants Mar 2010 C	200,000,000	2009/09/15	2010/03/30	50.00
18510	Goldman Sachs SP (Asia) - CC Bank European Wts Mar 2010 A	200,000,000	2009/09/15	2010/03/30	236.00
18511	Goldman Sachs SP (Asia) - CC Bank European Wts Mar 2010 B	200,000,000	2009/09/15	2010/03/30	160.00
18512	Goldman Sachs SP (Asia) - CC Bank European Wts Mar 2010 C	200,000,000	2009/09/15	2010/03/30	114.00
18513	Goldman Sachs SP (Asia) - CC Bank European Wts Mar 2010 D	200,000,000	2009/09/15	2010/03/30	80.00
18502	Goldman Sachs SP (Asia) - China Life Euro Wts Mar 2010 A	200,000,000	2009/09/15	2010/03/30	130.00
18503	Goldman Sachs SP (Asia) - China Life Euro Wts Mar 2010 B	200,000,000	2009/09/15	2010/03/30	92.00
18504	Goldman Sachs SP (Asia) - China Life Euro Wts Mar 2010 C	200,000,000	2009/09/15	2010/03/30	64.00
18505	Goldman Sachs SP (Asia) - China Mobile Euro Wts Mar 2010 B	200,000,000	2009/09/15	2010/03/30	124.00
18506	Goldman Sachs SP (Asia) - China Mobile Euro Wts Apr 2010 B	200,000,000	2009/09/15	2010/04/26	30.00
18507	Goldman Sachs SP (Asia) - HSBC European Warrants Jan 2010	200,000,000	2009/09/15	2010/01/21	32.00
18508	Goldman Sachs SP (Asia) - HSBC European Warrants Mar 2010 A	200,000,000	2009/09/15	2010/03/30	116.00
18509	Goldman Sachs SP (Asia) - HSBC European Warrants Mar 2010 B	200,000,000	2009/09/15	2010/03/30	80.00
18477	HK Bank - Foxconn European Warrants Dec 2010	160,000,000	2009/09/15	2010/12/30	40.00
18484	Macquarie Bank Ltd. - ICBC European Warrants Apr 2010	128,000,000	2009/09/15	2010/04/19	52.86
18486	CC Rabobank B.A. - CC Bank European Put Warrants Feb 2010	50,000,000	2009/09/15	2010/02/01	19.25
18487	CC Rabobank B.A. - China Life European Put Warrants Mar 10F	50,000,000	2009/09/15	2010/03/01	20.00
18490	CC Rabobank B.A. - A50 China European Warrants Mar 2010 C	120,000,000	2009/09/15	2010/03/29	20.40
18491	CC Rabobank B.A. - A50 China European Put Warrants Jan 2010B	120,000,000	2009/09/15	2010/01/11	18.00
18492	CC Rabobank B.A. - A50 China European Put Warrants Feb 2010	120,000,000	2009/09/15	2010/02/22	18.00
18488	CC Rabobank B.A. - HSBC European Warrants Mar 2010 B	50,000,000	2009/09/15	2010/03/16	37.50
18489	CC Rabobank B.A. - ICBC European Put Warrants Feb 2010	60,000,000	2009/09/15	2010/02/17	29.40
18483	UBS AG - Tencent Holdings European Warrants Mar 2010 B	100,000,000	2009/09/15	2010/03/08	15.00
17433#	Deutsche Bank AG - HKEx European Warrants Dec 2009 H	200,000,000	2009/09/15	2009/12/28	32.60
14617#	Merrill Lynch Int'l & Co. C.V. - Ch Mobile Eur Wt May 2010	320,000,000	2009/09/15	2010/05/03	26.56
18519	Credit Suisse - China COSCO European Warrants Mar 2010	200,000,000	2009/09/16	2010/03/29	50.00
18521	KBC Fin Products Int'l Ltd. - HKEx European Warrants Jan 10	400,000,000	2009/09/16	2010/01/04	62.00
18520	KBC Fin Products Int'l Ltd. - HKEx European Warrants Mar 10	308,000,000	2009/09/16	2010/03/16	98.56
18522	KBC Fin Products Int'l Ltd. - HKEx European Warrants May10B	348,000,000	2009/09/16	2010/05/10	97.44
18524	KBC Fin Products Int'l Ltd. - HKEx European Put Wts Mar 10C	348,000,000	2009/09/16	2010/03/16	97.44
18517	Macquarie Bank Ltd. - SHK Ppt European Warrants Jun 2010	200,000,000	2009/09/16	2010/06/28	30.00
18518	Macquarie Bank Ltd. - Tencent European Warrants Jun 2010 D	300,000,000	2009/09/16	2010/06/29	75.30

Main Board Warrants

Code	Derivative warrants	No. of issue (units)	Listing date	Expiry	Amount raised (HK\$ mil.)
18514	SGA Societe Generale Acceptance N.V. - CITBK Euro Wts May10	120,000,000	2009/09/16	2010/05/24	88.80
18515	SGA Societe Generale Acceptance N.V. - Tencent Eu Wt May10	300,000,000	2009/09/16	2010/05/03	85.50
18516	SGA Societe Generale Acceptance N.V. - Tencent Eu Wt Sep10	200,000,000	2009/09/16	2010/09/06	63.00
18532	BNP Paribas Arbit Issu B.V. - Ch Mobile Euro Wts Mar 2010 B	200,000,000	2009/09/17	2010/03/22	90.00
18533	BNP Paribas Arbit Issu B.V. - Ch Mobile Eu Put Wt Apr 2010 D	200,000,000	2009/09/17	2010/04/07	50.00
18534	BNP Paribas Arbit Issu B.V. - HSBC European Put Wts Jul 2010	200,000,000	2009/09/17	2010/07/06	52.00
18535	BNP Paribas Arbit Issu B.V. - HSI Euro Put Wts Feb 2010 C	300,000,000	2009/09/17	2010/02/25	63.00
18537	HK Bank - Ch Comm Cons European Warrants Jan 2011	180,000,000	2009/09/17	2011/01/06	27.00
18538	HK Bank - China COSCO European Warrants Jun 2010	120,000,000	2009/09/17	2010/06/24	30.00
18536	HK Bank - China Coal European Warrants Jun 2010	120,000,000	2009/09/17	2010/06/24	30.00
18539	HK Bank - R&F Ppt European Warrants Mar 2010 B	120,000,000	2009/09/17	2010/03/25	30.00
18540	HK Bank - ICBC European Warrants Mar 2010	120,000,000	2009/09/17	2010/03/25	45.60
18527	Merrill Lynch Int'l & Co. C.V. - BOCL European Wts Jul 2010	200,000,000	2009/09/17	2010/07/12	69.00
18528	Merrill Lynch Int'l & Co. C.V. - BOCL European Put Wts Mar10	200,000,000	2009/09/17	2010/03/22	79.00
18526	Merrill Lynch Int'l & Co. C.V. - BOCL European Wts Jan 2010C	200,000,000	2009/09/17	2010/01/11	48.20
18531	Merrill Lynch Int'l & Co. C.V. - Ch Comm Cons Eu Wt Jun 11	200,000,000	2009/09/17	2011/06/13	50.00
18530	Merrill Lynch Int'l & Co. C.V. - China Railway Eu Wt Dec 10	200,000,000	2009/09/17	2010/12/06	50.00
18523	Merrill Lynch Int'l & Co. C.V. -HSI European Put Wts May 10	300,000,000	2009/09/17	2010/05/28	78.00
18525	Merrill Lynch Int'l & Co. C.V. - ICBC European Wts Mar 2010	200,000,000	2009/09/17	2010/03/29	94.00
18529	Merrill Lynch Int'l & Co. C.V. - ICBC European Put Wts Mar10	200,000,000	2009/09/17	2010/03/22	94.00
18541	UBS AG - Sinopec Corp European Warrants Mar 2010 A	100,000,000	2009/09/17	2010/03/22	25.00
18542	BNP Paribas Arbit Issu B.V. - HSI European Wts Mar 2010 D	300,000,000	2009/09/18	2010/03/30	75.00
18546	BNP Paribas Arbit Issu B.V. - HSI Euro Put Wts Mar 2010 F	300,000,000	2009/09/18	2010/03/30	93.00
18552	Deutsche Bank AG - Alibaba European Warrants Mar 2010	50,000,000	2009/09/18	2010/03/22	12.50
18543	HK Bank - Angang Steel European Warrants Mar 2010	120,000,000	2009/09/18	2010/03/22	30.00
18545	HK Bank - BOCL European Warrants Jun 2010	160,000,000	2009/09/18	2010/06/28	51.20
18544	HK Bank - BOCL European Warrants Mar 2010 B	160,000,000	2009/09/18	2010/03/22	54.40
18547	HK Bank - CC Bank European Warrants Mar 2010	160,000,000	2009/09/18	2010/03/22	60.80
18548	HK Bank - Sinopec Corp European Warrants Jun 2010	160,000,000	2009/09/18	2010/06/28	142.40
18549	HK Bank - Ch Ship Cont European Warrants Jun 2010	80,000,000	2009/09/18	2010/06/28	36.00
18550	HK Bank - Esprit European Warrants Mar 2010	180,000,000	2009/09/18	2010/03/22	84.60
18551	HK Bank - Jiangxi Copper European Warrants Jun 2010	180,000,000	2009/09/18	2010/06/28	54.00
18553	BNP Paribas Arbit Issu B.V. - PetroCh Euro Wts Mar 2010	200,000,000	2009/09/21	2010/03/25	30.00
18556	Credit Suisse - Zijin Mining European Warrants May 2010	200,000,000	2009/09/21	2010/05/03	30.00
18554	Deutsche Bank AG - China Cosco European Warrants May 2010	50,000,000	2009/09/21	2010/05/17	12.50
18555	Deutsche Bank AG - Jiangxi Copper European Warrants Mar 2010	50,000,000	2009/09/21	2010/03/22	12.50
18557	Credit Suisse - Alibaba European Warrants Mar 2010	200,000,000	2009/09/22	2010/03/29	50.00
18558	Deutsche Bank AG - BYD European Warrants May 2010 A	50,000,000	2009/09/22	2010/05/11	12.50
18568	Credit Suisse - BYD European Warrants Apr 2010	200,000,000	2009/09/23	2010/04/26	50.00
18573	Citigroup Global Mkt H Inc. - Chi Resources Euro Wts Jul10	150,000,000	2009/09/23	2010/07/20	40.50
18569	Citigroup Global Mkt H Inc. - CC Bank European Wts Jan 2010	80,000,000	2009/09/23	2010/01/18	40.00
18570	Citigroup Global Mkt H Inc. - China COSCO European Wts Jul10	160,000,000	2009/09/23	2010/07/26	40.00
18571	Citigroup Global Mkt H Inc. - CMOC European Warrants Aug 10	160,000,000	2009/09/23	2010/08/16	40.00
18572	Citigroup Global Mkt H Inc. - CNBM European Warrants Jun 10	160,000,000	2009/09/23	2010/06/28	41.60

Main Board Warrants

Code	Derivative warrants	No. of issue (units)	Listing date	Expiry	Amount raised (HK\$ mil.)
18574	Citigroup Global Mkt H Inc. - COSCO Pacific Euro Wts Aug10	160,000,000	2009/09/23	2010/08/30	41.60
18575	Citigroup Global Mkt H Inc. - Datang European Warrants Jun10	100,000,000	2009/09/23	2010/06/25	43.00
18576	Citigroup Global Mkt H Inc. - Li Ning European Wts Jul10	150,000,000	2009/09/23	2010/07/26	40.50
18577	Citigroup Global Mkt H Inc. - Nine Dragons Euro Wts Jul10	150,000,000	2009/09/23	2010/07/12	42.00
18578	Citigroup Global Mkt H Inc. - Sh Ind H European Wts Jun10	110,000,000	2009/09/23	2010/06/30	42.90
18559	SGA Societe Generale Acceptance N.V. - Alibaba Eu Wts Apr10B	150,000,000	2009/09/23	2010/04/19	43.50
18560	SGA Societe Generale Acceptance N.V. - CHALCO Eu Wt May 2010	200,000,000	2009/09/23	2010/05/26	30.00
18561	SGA Societe Generale Acceptance N.V. - BYD Euro Wts May10	200,000,000	2009/09/23	2010/05/19	50.00
18563	SGA Societe Generale Acceptance N.V.-ChiUnicom Eu Wts Apr10	200,000,000	2009/09/23	2010/04/12	34.00
18562	SGA Societe Generale Acceptance N.V-Ch Ship Cont Eu Wt Apr10	100,000,000	2009/09/23	2010/04/12	51.00
18564	SGA Societe Generale Acceptance N.V. - Esprit Euro Wts Mar10	80,000,000	2009/09/23	2010/03/24	40.00
18565	SGA Societe Generale Acceptance N.V. - Lenovo Eur Wts Apr10	100,000,000	2009/09/23	2010/04/07	56.00
18566	SGA Societe Generale Acceptance N.V-Nine Dragons Eu Wt Apr10	150,000,000	2009/09/23	2010/04/07	42.00
18567	SGA Societe Generale Acceptance N.V. - PICC P&C Eu Wts Dec10	200,000,000	2009/09/23	2010/12/06	34.00
16989#	UBS AG - China Mobile European Warrants Apr 2010 B	200,000,000	2009/09/23	2010/04/26	20.80
18231#	UBS AG - HSBC European Warrants Feb 2010	200,000,000	2009/09/23	2010/02/01	29.00
18616	BNP Paribas Arbit Issu B.V. - Sinopec Corp Euro Wts Mar 2010	200,000,000	2009/09/24	2010/03/29	106.00
18617	BNP Paribas Arbit Issu B.V. - HSBC European Wts Jun 2011 B	200,000,000	2009/09/24	2011/06/03	32.00
18610	Deutsche Bank AG - BOCL European Warrants Mar 2010 B	150,000,000	2009/09/24	2010/03/29	51.00
18611	Deutsche Bank AG - ICBC European Warrants Apr 2010 C	150,000,000	2009/09/24	2010/04/26	64.50
18612	Deutsche Bank AG - PetroChina European Warrants Dec 2010	200,000,000	2009/09/24	2010/12/29	30.00
18614	Goldman Sachs SP (Asia) - HSI European Warrants Feb 2010	200,000,000	2009/09/24	2010/02/25	30.00
18615	Goldman Sachs SP (Asia) - HSI European Warrants Mar 2010 B	200,000,000	2009/09/24	2010/03/30	34.00
18618	Goldman Sachs SP (Asia) - HSI European Put Wts Feb 2010 C	200,000,000	2009/09/24	2010/02/25	30.00
18582	HK Bank - Zijin Mining European Warrants Sep 2010	180,000,000	2009/09/24	2010/09/29	45.00
18613	KBC Fin Products Int'l Ltd. - BOCL European Wts Jan 2011	438,000,000	2009/09/24	2011/01/04	70.08
18593	KBC Fin Products Int'l Ltd. - China Life Euro Wts Feb 2010 B	468,000,000	2009/09/24	2010/02/22	98.28
18594	KBC Fin Products Int'l Ltd. - China Life Euro Wts Mar 2010 E	488,000,000	2009/09/24	2010/03/22	92.72
18606	KBC Fin Products Int'l Ltd. - China Life Euro Wts Apr 2010 C	208,000,000	2009/09/24	2010/04/01	95.68
18607	KBC Fin Products Int'l Ltd. - China Life Euro Wts Apr 2010 D	248,000,000	2009/09/24	2010/04/12	99.20
18608	KBC Fin Products Int'l Ltd. - China Life Euro Wts Apr 2010 E	400,000,000	2009/09/24	2010/04/15	100.00
18609	KBC Fin Products Int'l Ltd. - China Life Euro Wts May 2010	400,000,000	2009/09/24	2010/05/14	100.00
18595	KBC Fin Products Int'l Ltd. - China Life Eur Put Wt Apr 2010	158,000,000	2009/09/24	2010/04/01	94.80
18583	KBC Fin Products Int'l Ltd. - A50 Ch European Put Wts Apr10A	400,000,000	2009/09/24	2010/04/01	100.00
18584	KBC Fin Products Int'l Ltd. - A50 Ch European Put Wts Apr10B	268,000,000	2009/09/24	2010/04/08	96.48
18585	KBC Fin Products Int'l Ltd. - A50 Ch European Put Wts May10B	328,000,000	2009/09/24	2010/05/03	98.40
18581	Merrill Lynch Int'l & Co. C.V. - HSBC Euro Wts Nov 2010	200,000,000	2009/09/24	2010/11/29	30.20
18579	Merrill Lynch Int'l & Co. C.V. -HSI European Warrants Jun10G	300,000,000	2009/09/24	2010/06/29	79.50
18580	Merrill Lynch Int'l & Co. C.V. -HSI European Warrants Jun10H	300,000,000	2009/09/24	2010/06/29	76.50
18596	CC Rabobank B.A. - Alibaba European Warrants Mar 2010	80,000,000	2009/09/24	2010/03/26	32.00
18597	CC Rabobank B.A. - BYD European Warrants Jun 2010	250,000,000	2009/09/24	2010/06/24	62.50
18601	CC Rabobank B.A. - ChiUnicom European Warrants Apr 2010	140,000,000	2009/09/24	2010/04/16	26.74
18599	CC Rabobank B.A. - CC Bank European Warrants Jan 2010 B	50,000,000	2009/09/24	2010/01/04	16.75
18600	CC Rabobank B.A. - CC Bank European Warrants Mar 2010 B	50,000,000	2009/09/24	2010/03/30	19.00

Main Board Warrants

Code	Derivative warrants	No. of issue (units)	Listing date	Expiry	Amount raised (HK\$ mil.)
18598	CC Rabobank B.A. - China Coal European Warrants Mar 2010	140,000,000	2009/09/24	2010/03/26	35.00
18602	CC Rabobank B.A. - HSBC European Warrants Dec 2010 E	200,000,000	2009/09/24	2010/12/06	36.20
18603	CC Rabobank B.A. - Nine Dragons European Warrants Mar 2010 B	150,000,000	2009/09/24	2010/03/26	37.50
18604	CC Rabobank B.A. - Yanzhou Coal European Warrants Mar 2010	130,000,000	2009/09/24	2010/03/26	39.00
18605	CC Rabobank B.A. - Zijin Mining European Warrants May 2010	200,000,000	2009/09/24	2010/05/24	50.00
18586	UBS AG - BOCL European Warrants Dec 2009	100,000,000	2009/09/24	2009/12/28	34.00
18587	UBS AG - BOCL European Warrants Mar 2010	100,000,000	2009/09/24	2010/03/29	25.00
18588	UBS AG - CC Bank European Warrants Mar 2010 B	100,000,000	2009/09/24	2010/03/29	25.00
18589	UBS AG - Sinopec Corp European Warrants Mar 2010 B	100,000,000	2009/09/24	2010/03/29	40.00
18591	UBS AG - HSI European Put Warrants Feb 2010 I	200,000,000	2009/09/24	2010/02/25	30.00
18592	UBS AG - HSI European Put Warrants Mar 2010 B	200,000,000	2009/09/24	2010/03/30	34.00
18590	UBS AG - ICBC European Warrants Apr 2010	100,000,000	2009/09/24	2010/04/19	38.00
18467#	UBS AG - China Life European Warrants Dec 2009 D	100,000,000	2009/09/24	2009/12/28	23.30
18469#	UBS AG - HKEx European Warrants Feb 2010 E	200,000,000	2009/09/24	2010/02/08	28.20
18636	ABN AMRO Bank N.V. - China Life European Warrants Feb 2010 B	250,000,000	2009/09/25	2010/02/02	50.75
18637	ABN AMRO Bank N.V. - China Life European Warrants Feb 2010 C	250,000,000	2009/09/25	2010/02/25	39.00
18641	ABN AMRO Bank N.V. - China Life European Put Wts Feb 2010	200,000,000	2009/09/25	2010/02/25	47.20
18638	ABN AMRO Bank N.V. - HKEx European Warrants Mar 2010	200,000,000	2009/09/25	2010/03/22	32.60
18639	ABN AMRO Bank N.V. - HKEx European Put Warrants Feb 2010	200,000,000	2009/09/25	2010/02/26	30.00
18634	Credit Suisse - CC Bank European Warrants Dec 2010	200,000,000	2009/09/25	2010/12/20	30.00
18635	Credit Suisse - ICBC European Warrants Dec 2010 B	200,000,000	2009/09/25	2010/12/06	30.00
18626	Citigroup Global Mkt H Inc. -Alibaba European Warrants Feb10	140,000,000	2009/09/25	2010/02/12	40.60
18625	Citigroup Global Mkt H Inc. -Alibaba European Warrants Jul10	130,000,000	2009/09/25	2010/07/26	41.60
18627	Citigroup Global Mkt H Inc. - BankComm European Wts Oct 2010	160,000,000	2009/09/25	2010/10/25	40.00
18628	Citigroup Global Mkt H Inc. - China Coal European Wts Jul10	160,000,000	2009/09/25	2010/07/19	41.60
18629	Citigroup Global Mkt H Inc. -Tencent European Warrants Jun10	160,000,000	2009/09/25	2010/06/17	40.00
18640	Deutsche Bank AG - HSBC European Warrants Nov 2010 B	200,000,000	2009/09/25	2010/11/29	32.00
18621	Macquarie Bank Ltd. - BankComm European Warrants Mar 2011	200,000,000	2009/09/25	2011/03/30	53.00
18622	Macquarie Bank Ltd. - HSBC European Warrants Mar 2010 B	200,000,000	2009/09/25	2010/03/30	71.20
18620	Macquarie Bank Ltd. - HSCEI European Warrants Mar 2010	200,000,000	2009/09/25	2010/03/30	50.00
18624	Macquarie Bank Ltd. - HSCEI European Put Warrants Mar 2010	200,000,000	2009/09/25	2010/03/30	50.00
18623	Macquarie Bank Ltd. - HSI European Put Warrants Mar 2010	300,000,000	2009/09/25	2010/03/30	69.90
18619	Macquarie Bank Ltd. - HSI European Warrants Feb 2010 G	300,000,000	2009/09/25	2010/02/25	45.00
18630	SGA Societe Generale Acceptance N.V. - BOCom Eur Wt Aug 10B	200,000,000	2009/09/25	2010/08/23	50.00
18631	SGA Societe Generale Acceptance N.V. - R&F Ppt Eu Wts Mar 10	100,000,000	2009/09/25	2010/03/22	22.00
18632	SGA Societe Generale Acceptance N.V. - ICBC Eu Wt Feb 2010	100,000,000	2009/09/25	2010/02/17	44.00
18633	SGA Societe Generale Acceptance N.V. - Tencent Eu Wt Jul 10	200,000,000	2009/09/25	2010/07/21	50.00
17746#	CC Rabobank B.A. - A50 China European Warrants Feb 2010 A	150,000,000	2009/09/25	2010/02/25	14.25
18653	Deutsche Bank AG - HSBC European Put Warrants Jun 2010 B	150,000,000	2009/09/28	2010/06/01	22.50
18655	Deutsche Bank AG - HSI European Put Warrants Mar 2010	300,000,000	2009/09/28	2010/03/30	81.00
18651	Deutsche Bank AG - HSI European Warrants Mar 2010 A	300,000,000	2009/09/28	2010/03/30	78.00
18652	Deutsche Bank AG - HSI European Warrants Mar 2010 B	300,000,000	2009/09/28	2010/03/30	75.00
18647	Standard Bank PLC - Belle Int'l European Warrants Dec 2010	100,000,000	2009/09/28	2010/12/17	25.00
18648	Standard Bank PLC - Shimao Ppt European Warrants Jun 2010	100,000,000	2009/09/28	2010/06/18	25.00

Main Board Warrants

Code	Derivative warrants	No. of issue (units)	Listing date	Expiry	Amount raised (HK\$ mil.)
18642	SGA Societe Generale Acceptance N.V. - HSI Eur Wt Mar 2010 E	300,000,000	2009/09/28	2010/03/30	75.00
18643	SGA Societe Generale Acceptance N.V. - HSI Eur Wt Mar 2010 F	300,000,000	2009/09/28	2010/03/30	75.00
18644	SGA Societe Generale Acceptance N.V. - HSI Eur Wt Mar 2010 G	300,000,000	2009/09/28	2010/03/30	75.00
18645	SGA Societe Generale Acceptance N.V.-SPDR Gold T Eu Wt Mar10A	50,000,000	2009/09/28	2010/03/29	40.00
18646	SGA Societe Generale Acceptance N.V.-SPDR Gold T Eu Wt Mar10B	50,000,000	2009/09/28	2010/03/29	29.00
18649	SGA Societe Generale Acceptance N.V. - SPDR Eu Put Wt Mar10C	50,000,000	2009/09/28	2010/03/29	26.50
18650	SGA Societe Generale Acceptance N.V. - SPDR Eu Put Wt Mar10D	50,000,000	2009/09/28	2010/03/29	43.50
18558#	Deutsche Bank AG - BYD European Warrants May 2010 A	150,000,000	2009/09/28	2010/05/11	31.35
17064#	Deutsche Bank AG - China Mobile European Warrants Apr 2010 A	300,000,000	2009/09/28	2010/04/26	27.60
14617#	Merrill Lynch Int'l & Co. C.V. - Ch Mobile Eur Wt May 2010	400,000,000	2009/09/28	2010/05/03	38.40
18679	ABN AMRO Bank N.V. - Jiangxi Copper European Warrants Mar10	200,000,000	2009/09/29	2010/03/30	50.00
18677	ABN AMRO Bank N.V. - Tencent Holdings European Wts Mar10	200,000,000	2009/09/29	2010/03/10	38.60
18678	ABN AMRO Bank N.V. - Tencent Holdings European Wts Jun10	200,000,000	2009/09/29	2010/06/22	39.60
18668	HK Bank - HSCEI European Warrants Mar 2010 F	200,000,000	2009/09/29	2010/03/30	50.00
18675	HK Bank - HSCEI European Put Warrants Mar 2010 G	200,000,000	2009/09/29	2010/03/30	50.00
18676	HK Bank - HSCEI European Put Warrants Mar 2010 H	200,000,000	2009/09/29	2010/03/30	50.00
18665	HK Bank - HSI European Warrants Mar 2010 F	200,000,000	2009/09/29	2010/03/30	54.00
18666	HK Bank - HSI European Warrants Mar 2010 G	200,000,000	2009/09/29	2010/03/30	50.00
18667	HK Bank - HSI European Warrants Mar 2010 H	200,000,000	2009/09/29	2010/03/30	50.00
18671	HK Bank - HSI European Put Warrants Mar 2010 I	200,000,000	2009/09/29	2010/03/30	50.00
18672	HK Bank - HSI European Put Warrants Mar 2010 J	200,000,000	2009/09/29	2010/03/30	50.00
18673	HK Bank - HSI European Put Warrants Mar 2010 K	200,000,000	2009/09/29	2010/03/30	54.00
18674	HK Bank - HSI European Put Warrants Mar 2010 L	200,000,000	2009/09/29	2010/03/30	68.00
18664	J P Morgan SP BV - BEA European Warrants Apr 2010	100,000,000	2009/09/29	2010/04/29	28.60
18660	J P Morgan SP BV - BOC HK European Warrants Apr 2010	188,000,000	2009/09/29	2010/04/29	47.38
18661	J P Morgan SP BV - BYD European Warrants Apr 2010	200,000,000	2009/09/29	2010/04/29	50.00
18662	J P Morgan SP BV - China Life European Warrants Apr 2010	300,000,000	2009/09/29	2010/04/23	94.50
18663	J P Morgan SP BV - New World Dev European Warrants May 2010	188,000,000	2009/09/29	2010/05/28	48.69
18669	KBC Fin Products Int'l Ltd. - Ch Mobile Euro Wt Apr 2010 D	608,000,000	2009/09/29	2010/04/26	91.20
18681	KBC Fin Products Int'l Ltd. - HSCEI Euro Wts Mar 2010 B	400,000,000	2009/09/29	2010/03/30	100.00
18685	KBC Fin Products Int'l Ltd. - HSCEI Euro Put Wts Mar 2010 C	400,000,000	2009/09/29	2010/03/30	100.00
18686	KBC Fin Products Int'l Ltd. - HSCEI Euro Put Wts Mar 2010 D	400,000,000	2009/09/29	2010/03/30	100.00
18682	KBC Fin Products Int'l Ltd. - HSI Euro Put Wts Mar 2010 F	400,000,000	2009/09/29	2010/03/30	100.00
18654	Macquarie Bank Ltd. - Alibaba European Warrants Mar 2010	300,000,000	2009/09/29	2010/03/30	78.30
18656	Macquarie Bank Ltd. - BYD European Warrants Jul 2010	188,000,000	2009/09/29	2010/07/28	47.38
18657	Macquarie Bank Ltd. - Cheung Kong European Warrants Jun 2010	300,000,000	2009/09/29	2010/06/29	75.30
18658	Macquarie Bank Ltd. - Cheung Kong European Warrants Nov 2010	300,000,000	2009/09/29	2010/11/29	76.20
18659	Macquarie Bank Ltd. - Swire Pacific A European Wts Dec 2010	300,000,000	2009/09/29	2010/12/29	78.60
18680	Standard Bank PLC - Zijin Mining European Warrants Dec 2010	100,000,000	2009/09/29	2010/12/17	25.00
18670	UBS AG - HSI European Warrants Mar 2010 D	300,000,000	2009/09/29	2010/03/30	75.00
17976#	CC Rabobank B.A. - A50 China European Warrants Feb 2010 B	300,000,000	2009/09/29	2010/02/08	12.00
18707	ABN AMRO Bank N.V. - BYD European Warrants Apr 2010	200,000,000	2009/09/30	2010/04/30	50.00
18708	ABN AMRO Bank N.V. - A50 China European Warrants Mar 2010 C	200,000,000	2009/09/30	2010/03/08	37.20
18697	Barclays Bank plc - China Mobile European Warrants May 2010	150,000,000	2009/09/30	2010/05/03	93.00

Main Board Warrants

Code	Derivative warrants	No. of issue (units)	Listing date	Expiry	Amount raised (HK\$ mil.)
18698	Barclays Bank plc - China Mobile European Warrants Jul 2010	150,000,000	2009/09/30	2010/07/05	75.00
18699	Barclays Bank plc - China Life European Warrants May 2010	200,000,000	2009/09/30	2010/05/03	54.00
18700	Barclays Bank plc - China Life European Warrants Jul 2010	200,000,000	2009/09/30	2010/07/05	50.00
18701	Barclays Bank plc - Sinopec Corp European Warrants May 2010	150,000,000	2009/09/30	2010/05/03	52.50
18702	Barclays Bank plc - Sinopec Corp European Warrants Jul 2010	150,000,000	2009/09/30	2010/07/05	45.00
18703	Barclays Bank plc - Sinopec Corp European Warrants Oct 2010	150,000,000	2009/09/30	2010/10/04	46.50
18705	Barclays Bank plc - HKEx European Warrants Jul 2010	200,000,000	2009/09/30	2010/07/05	52.00
18704	Barclays Bank plc - HKEx European Warrants Mar 2010 B	200,000,000	2009/09/30	2010/03/29	50.00
18683	BOCI Asia Ltd. - BOCL European Warrants Jan 2010	200,000,000	2009/09/30	2010/01/18	48.00
18684	BOCI Asia Ltd. - BYD European Warrants Apr 2010	200,000,000	2009/09/30	2010/04/30	50.00
18687	BOCI Asia Ltd. - Kingboard Chem European Warrants May 2010	100,000,000	2009/09/30	2010/05/31	100.00
18706	Deutsche Bank AG - BYD European Warrants May 2010 B	150,000,000	2009/09/30	2010/05/25	37.50
18688	HK Bank - Alibaba European Warrants Apr 2010	120,000,000	2009/09/30	2010/04/15	30.00
18689	HK Bank - BOCL European Put Warrants Apr 2010	180,000,000	2009/09/30	2010/04/15	61.20
18690	HK Bank -BYD European Warrants Sep 2010	120,000,000	2009/09/30	2010/09/30	30.00
18691	HK Bank - CC Bank European Put Warrants Apr 2010	180,000,000	2009/09/30	2010/04/15	100.80
18692	HK Bank - China Life European Put Warrants Apr 2010	180,000,000	2009/09/30	2010/04/15	45.00
18693	HK Bank - HKEx European Put Warrants Apr 2010	180,000,000	2009/09/30	2010/04/15	45.00
18694	HK Bank - ICBC European Put Warrants Apr 2010	180,000,000	2009/09/30	2010/04/15	48.60
18695	HK Bank - Nine Dragons European Warrants Jun 2010	120,000,000	2009/09/30	2010/06/25	30.00
18696	HK Bank - Tencent European Warrants Jun 2010	180,000,000	2009/09/30	2010/06/25	45.00
10901	SGA Societe Generale Acceptance N.V. - AUD/USD Eur Wt Mar10E	100,000,000	2009/09/30	2010/03/31	25.00
10905	SGA Societe Generale Acceptance N.V.-AUD/USD Eu Put Wt Mar10F	100,000,000	2009/09/30	2010/03/31	41.00
10906	SGA Societe Generale Acceptance N.V. - Gold Euro Wts Apr 10A	500,000,000	2009/09/30	2010/04/19	125.00
10907	SGA Societe Generale Acceptance N.V. - Gold Euro Wts Apr 10B	500,000,000	2009/09/30	2010/04/19	125.00
10910	SGA Societe Generale Acceptance N.V. -Gold Eu Put Wts Apr10C	500,000,000	2009/09/30	2010/04/19	125.00
10911	SGA Societe Generale Acceptance N.V. -Gold Eu Put Wts Apr10D	500,000,000	2009/09/30	2010/04/19	125.00
17353 [#]	KBC Fin Products Int'l Ltd. - Ch Mobile Euro Wt Dec 2009 B	600,000,000	2009/09/30	2009/12/22	21.00
Total					67,523.38

[#] Further issue

Main Board Debt Securities

Debt Securities Trading Statistics

		Turnover value	
		Exchange fund notes (HK\$ mil)	Market total (HK\$ mil)
2008	Q3	0.26	1.51
	Q4	–	1.71
2009	Q1	–	2.93
	Q2	–	0.51
	Q3	–	0.36

Debt Securities Nominal Value

		No. of issues	Nominal value (HK\$ mil.)
2008	Q3	174	440,409.79
	Q4	172	414,001.69
2009	Q1	171	406,932.13
	Q2	167	395,723.72
	Q3	166	398,047.03

New Listing Statistics - Debt Securities

		No. of newly listed debt securities	Amount raised (HK\$ mil.)
2008	Q3	5	11,822.87
	Q4	4	4,791.32
2009	Q1	4	5,309.25
	Q2	5	12,295.05
	Q3	8	19,782.43

Main Board Debt Securities

Newly Listed Debt Securities

for 3rd quarter 2009

Code	Debt securities	Principal		Listing date	Maturity	Amount raised (HK\$ mil.)
04309	SRE Group Ltd. RMB Denominated USD Settled 6% Conv Bonds2014	RMB	446,900,000	2009/07/24	2014/07/23	506.80
04310	Hong Kong Mortgage Corporation Ltd. 3.50% Notes 2014, The	USD	500,000,000	2009/08/04	2014/08/04	3,871.03
04192	Hong Kong Monetary Authority 0.43% Exchange Fund Notes 2011	HKD	1,200,000,000	2009/08/18	2011/08/17	1,195.80
04311	Swire Pacific MTN Financing Ltd. 3.50% Guaranteed Notes 2019	USD	500,000,000	2009/08/20	2019/08/20	3,871.03
04193	Hong Kong Monetary Authority 2.60% Exchange Fund Notes 2024	HKD	600,000,000	2009/08/21	2024/08/20	612.36
04201	The Govt of the HKSAR of the PRC 0.92% Bonds 2011	HKD	3,500,000,000	2009/09/04	2011/09/05	3,522.75
04312	Henson Finance Ltd. 5.50% Guaranteed Notes 2019	USD	500,000,000	2009/09/18	2019/09/17	3,892.01
04170 #	Hong Kong Monetary Authority 4.20% Exchange Fund Notes 2012	HKD	1,200,000,000	2009/09/28	2012/09/17	1,313.16
04194	Hong Kong Monetary Authority 1.69% Exchange Fund Notes 2014	HKD	1,000,000,000	2009/09/29	2014/09/29	997.50
Total						19,782.43

Further issue

Main Board Unit Trusts and Mutual Funds

Unit Trusts and Mutual Funds Trading Statistics

		Exchange Traded	Real Estate	Others	Total	% of market total
		Fund (ETF)	Investment			
		(HK\$ mil.)	Trusts (REITs)	(HK\$ mil.)	(HK\$ mil.)	(HK\$ mil.)
2008	Q3	128,330.01	12,253.56	214.24	140,797.82	3.58
	Q4	120,092.63	10,422.81	225.71	130,741.15	4.16
2009	Q1	102,668.21	7,728.10	177.20	110,573.51	4.13
	Q2	107,216.84	14,023.80	297.04	121,537.68	2.79
	Q3	167,985.99	11,199.87	233.84	179,419.70	4.16

Note: 1. Include turnover values in HKD only.

Unit Trusts and Mutual Funds Market Value

		No. of issues	Exchange	No. of issues	Real Estate	No. of issues	Others	No. of issues	Total
			Traded Funds		Investment				
			(ETF)		(REITs)		(HK\$ mil.)		(HK\$ mil.)
2008	Q3	24	250,445.02	7	60,646.67	2	1,803.76	33	312,895.46
	Q4	24	266,475.46	7	46,405.95	2	1,439.29	33	314,320.70
2009	Q1	24	343,441.56	7	50,891.61	2	1,636.40	33	395,969.58
	Q2	30	403,231.67	7	58,858.17	2	2,436.01	39	464,525.86
	Q3	37	435,197.50	7	65,764.70	2	2,603.37	46	503,565.57

New Listing Unit Trust and Mutual Funds Statistics

		No. of newly listed	Funds raised
		unit trust and mutual funds	(HK\$ mil.)
2008	Q3	1	–
	Q4	–	–
2009	Q1	–	–
	Q2	6	–
	Q3	7	–

Main Board Unit Trusts and Mutual Funds

Newly Listed Unit Trust and Mutual Funds

for 3rd quarter 2009

Code	Unit trust and Mutual funds	Fund manager	Issue price (HK\$)	Amount raised (HK\$ mil)	Listing date
03087	db x-trackers FTSE Vietnam ETF	State Street Global Advisors Ltd.	n.a.	n.a.	2009/07/08
03007	db x-trackers FTSE/Xinhua China 25 ETF	State Street Global Advisors Ltd.	n.a.	n.a.	2009/07/08
02848	db x-trackers MSCI Korea TRN Index ETF	State Street Global Advisors Ltd.	n.a.	n.a.	2009/07/08
03020	db x-trackers MSCI USA TRN Index ETF	State Street Global Advisors Ltd.	n.a.	n.a.	2009/07/08
03015	db x-trackers S&P CNX NIFTY ETF	State Street Global Advisors Ltd.	n.a.	n.a.	2009/07/08
03002	Polaris Taiwan Top 50 Tracker Fund (H.K.)	Polaris Securities (Hong Kong) Ltd.	n.a.	n.a.	2009/08/19
03011	db x-trackers US Dollar Money Market ETF	State Street Global Advisors Ltd.	n.a.	n.a.	2009/08/27

Main Board Callable Bull/Bear Contracts

Callable Bull / Bear Contracts Trading Statistics

		Number	Market value (HK\$ mil.)	Turnover value (HK\$ mil.)
2008	Q3	759	130,618.61	396,439.23
	Q4	1,314	195,229.08	383,369.78
2009	Q1	1,513	152,386.79	351,364.58
	Q2	1,620	153,963.94	470,890.15
	Q3	1,893	145,788.56	434,251.62

New Listings Callable Bull / Bear Contracts Statistics

		No. of newly listed CBBC	Amount raised (HK\$ mil.)
2008	Q3	1,343	135,720.58
	Q4	1,935	185,485.67
2009	Q1	1,628	129,192.54
	Q2	2,057	140,519.83
	Q3	2,333	133,733.23

Main Board Callable Bull/Bear Contracts

Newly Listed Callable Bull / Bear Contracts

for 3rd quarter 2009

Code	Callable Bull/Bear Contracts	No. of issue (units)	Listing date	Expiry	Amount raised (HK\$ mil.)
64996	Deutsche Bank AG – HSI R Bull CBBC Feb 2010 R	300,000,000	2009/07/02	2010/02/25	81.00
64997	Deutsche Bank AG – HSI R Bull CBBC Feb 2010 S	300,000,000	2009/07/02	2010/02/25	78.00
65000	Deutsche Bank AG – HSI R Bear CBBC Feb 2010 U	300,000,000	2009/07/02	2010/02/25	78.00
65001	Deutsche Bank AG – HSI R Bear CBBC Feb 2010 X	300,000,000	2009/07/02	2010/02/25	87.00
64999	Goldman Sachs SP (Asia) – HSI R Bull CBBC Feb 2010 C	200,000,000	2009/07/02	2010/02/25	50.00
64998	Goldman Sachs SP (Asia) – HSI R Bull CBBC Feb 2010 H	200,000,000	2009/07/02	2010/02/25	50.00
64988	HK Bank – HSI R Bear CBBC Nov 2009 K	280,000,000	2009/07/02	2009/11/27	70.00
64989	HK Bank – HSI R Bear CBBC Dec 2009 Q	280,000,000	2009/07/02	2009/12/30	70.00
64991	SGA Societe Generale Acceptance N.V – CLife R Bear CBBC Jan10E	100,000,000	2009/07/02	2010/01/20	45.00
64992	SGA Societe Generale Acceptance N.V. – HKEx R Bear CBBC Jan10I	150,000,000	2009/07/02	2010/01/13	37.50
64994	UBS AG – A50 China R Bull CBBC Dec 2009 O	200,000,000	2009/07/02	2009/12/28	50.00
64995	UBS AG – HKEx R Bull CBBC Dec 2009 T	200,000,000	2009/07/02	2009/12/28	50.00
64993	UBS AG – HSI R Bull CBBC Nov 2009 K	300,000,000	2009/07/02	2009/11/27	75.00
64990	UBS AG – HSI R Bear CBBC Oct 2009 P	300,000,000	2009/07/02	2009/10/29	75.00
65015	Goldman Sachs SP (Asia) – HSI R Bull CBBC Mar 2010 A	200,000,000	2009/07/03	2010/03/30	50.00
65009	KBC Fin Products Int'l Ltd. – China Life R Bull CBBC Nov 09C	118,000,000	2009/07/03	2009/11/02	37.76
65010	KBC Fin Products Int'l Ltd. – Ch Life R Bear CBBC Oct 2009 D	118,000,000	2009/07/03	2009/10/15	48.38
65011	KBC Fin Products Int'l Ltd. – Ch Life R Bear CBBC Oct 2009 E	118,000,000	2009/07/03	2009/10/05	74.34
65012	KBC Fin Products Int'l Ltd. – CP&CC R Bear CBBC Oct 2009 D	188,000,000	2009/07/03	2009/10/15	47.00
65013	KBC Fin Products Int'l Ltd. – CP&CC R Bear CBBC Dec 2009 A	188,000,000	2009/07/03	2009/12/15	47.00
65014	KBC Fin Products Int'l Ltd. – HKEx R Bull CBBC Nov 2009 K	188,000,000	2009/07/03	2009/11/18	47.00
65007	KBC Fin Products Int'l Ltd. – HSI R Bear CBBC Oct 2009 M	208,000,000	2009/07/03	2009/10/29	52.00
65008	KBC Fin Products Int'l Ltd. – HSI R Bear CBBC Nov 2009 N	248,000,000	2009/07/03	2009/11/27	62.00
65002	CC Rabobank B.A. – HSI R Bear CBBC Jan 2010 R	100,000,000	2009/07/03	2010/01/28	25.00
65003	CC Rabobank B.A. – HSI R Bear CBBC Jan 2010 S	100,000,000	2009/07/03	2010/01/28	25.00
65004	CC Rabobank B.A. – HSI R Bear CBBC Jan 2010 T	100,000,000	2009/07/03	2010/01/28	25.00
65005	CC Rabobank B.A. – HSI R Bear CBBC Jan 2010 U	100,000,000	2009/07/03	2010/01/28	25.00
65006	CC Rabobank B.A. – HSI R Bear CBBC Jan 2010 V	100,000,000	2009/07/03	2010/01/28	25.00
65020	BNP Paribas Arbit Issu B.V. – HSI R Bull CBBC Jan 2010 X	300,000,000	2009/07/06	2010/01/28	75.00
65024	BNP Paribas Arbit Issu B.V. – HSI R Bull CBBC Jan 2010 Y	300,000,000	2009/07/06	2010/01/28	75.00
65025	BNP Paribas Arbit Issu B.V. – HSI R Bull CBBC Jan 2010 Z	300,000,000	2009/07/06	2010/01/28	75.00
65051	Deutsche Bank AG – China Life R Bull CBBC Dec 2009 F	150,000,000	2009/07/06	2009/12/21	60.00
65052	Deutsche Bank AG – China Life R Bull CBBC Dec 2009 G	150,000,000	2009/07/06	2009/12/21	45.00
65053	Deutsche Bank AG – HKEx R Bull CBBC Dec 2009 C	150,000,000	2009/07/06	2009/12/21	37.50
65027	Deutsche Bank AG – HSI R Bull CBBC Jan 2010 Q	300,000,000	2009/07/06	2010/01/28	75.00
65049	Goldman Sachs SP (Asia) – HSI R Bull CBBC Mar 2010 B	200,000,000	2009/07/06	2010/03/30	50.00
65050	Goldman Sachs SP (Asia) – HSI R Bull CBBC Mar 2010 C	200,000,000	2009/07/06	2010/03/30	50.00
65034	KBC Fin Products Int'l Ltd. – A50 China R Bull CBBC Oct 09 D	188,000,000	2009/07/06	2009/10/20	56.40
65035	KBC Fin Products Int'l Ltd. – A50 China R Bull CBBC Nov 09 C	188,000,000	2009/07/06	2009/11/05	47.00
65036	KBC Fin Products Int'l Ltd. – A50 China R Bull CBBC Nov 09 D	188,000,000	2009/07/06	2009/11/18	47.00
65037	KBC Fin Products Int'l Ltd. – A50 China R Bull CBBC Dec 09 A	188,000,000	2009/07/06	2009/12/01	50.76
65038	KBC Fin Products Int'l Ltd. – HKEx R Bull CBBC Dec 2009 D	188,000,000	2009/07/06	2009/12/10	47.00

Main Board Callable Bull/Bear Contracts

Code	Callable Bull/Bear Contracts	No. of issue (units)	Listing date	Expiry	Amount raised (HK\$ mil.)
65041	KBC Fin Products Int'l Ltd. – HSI R Bull CBBC Nov 2009 P	208,000,000	2009/07/06	2009/11/27	52.00
65042	KBC Fin Products Int'l Ltd. – HSI R Bull CBBC Dec 2009 X	248,000,000	2009/07/06	2009/12/30	62.00
65026	KBC Fin Products Int'l Ltd. – HSI R Bear CBBC Oct 2009 G	208,000,000	2009/07/06	2009/10/29	52.00
65039	KBC Fin Products Int'l Ltd. – SHK Ppt R Bull CBBC Dec 2009 B	188,000,000	2009/07/06	2009/12/15	47.00
65040	KBC Fin Products Int'l Ltd. – SHK Ppt R Bear CBBC Feb 2010 A	188,000,000	2009/07/06	2010/02/18	80.84
65016	Macquarie Bank Ltd. – HSI R Bull CBBC Nov 2009 L	400,000,000	2009/07/06	2009/11/27	100.00
65029	SGA Societe Generale Acceptance N.V. – HSI R Bull CBBC Dec09P	300,000,000	2009/07/06	2009/12/30	75.00
65030	SGA Societe Generale Acceptance N.V. – HSI R Bull CBBC Dec09Q	300,000,000	2009/07/06	2009/12/30	75.00
65028	SGA Societe Generale Acceptance N.V. – HSI R Bull CBBC Dec09S	300,000,000	2009/07/06	2009/12/30	75.00
65031	SGA Societe Generale Acceptance N.V. – HSI R Bull CBBC Jan10B	300,000,000	2009/07/06	2010/01/28	75.00
65032	SGA Societe Generale Acceptance N.V. – HSI R Bull CBBC Jan10N	300,000,000	2009/07/06	2010/01/28	75.00
65033	SGA Societe Generale Acceptance N.V. – HSI R Bull CBBC Jan10O	300,000,000	2009/07/06	2010/01/28	75.00
65018	UBS AG – Cheung Kong R Bull CBBC Jan 2010 F	100,000,000	2009/07/06	2010/01/18	25.00
65023	UBS AG – Cheung Kong R Bear CBBC Jan 2010 G	100,000,000	2009/07/06	2010/01/18	25.00
65046	UBS AG – China Life R Bull CBBC Dec 2009 L	200,000,000	2009/07/06	2009/12/28	50.00
65047	UBS AG – CNOOC R Bull CBBC Dec 2009 O	200,000,000	2009/07/06	2009/12/28	50.00
65044	UBS AG – HSI R Bull CBBC Oct 2009 W	300,000,000	2009/07/06	2009/10/29	75.00
65045	UBS AG – HSI R Bull CBBC Oct 2009 X	300,000,000	2009/07/06	2009/10/29	75.00
65043	UBS AG – HSI R Bull CBBC Feb 2010 A	300,000,000	2009/07/06	2010/02/25	75.00
65017	UBS AG – HSI R Bull CBBC Feb 2010 Z	300,000,000	2009/07/06	2010/02/25	75.00
65021	UBS AG – HSI R Bear CBBC Feb 2010 L	300,000,000	2009/07/06	2010/02/25	75.00
65022	UBS AG – HSI R Bear CBBC Feb 2010 M	300,000,000	2009/07/06	2010/02/25	75.00
65048	UBS AG – HSI R Bear CBBC Feb 2010 N	300,000,000	2009/07/06	2010/02/25	75.00
65019	UBS AG – SHK Ppt R Bull CBBC Dec 2009 A	100,000,000	2009/07/06	2009/12/21	25.00
65077	ABN AMRO Bank N.V. – CC Bank R Bull CBBC Dec 2009 A	80,000,000	2009/07/07	2009/12/21	20.00
65083	ABN AMRO Bank N.V. – CC Bank R Bear CBBC Dec 2009 B	80,000,000	2009/07/07	2009/12/21	20.08
65084	ABN AMRO Bank N.V. – CC Bank R Bear CBBC Dec 2009 C	80,000,000	2009/07/07	2009/12/21	20.48
65075	ABN AMRO Bank N.V. – A50 China R Bull CBBC Dec 2009 F	80,000,000	2009/07/07	2009/12/21	20.00
65076	ABN AMRO Bank N.V. – A50 China R Bull CBBC Dec 2009 G	80,000,000	2009/07/07	2009/12/21	20.00
65081	ABN AMRO Bank N.V. – A50 China R Bear CBBC Dec 2009 H	80,000,000	2009/07/07	2009/12/21	20.00
65082	ABN AMRO Bank N.V. – A50 China R Bear CBBC Dec 2009 I	80,000,000	2009/07/07	2009/12/21	24.88
65080	ABN AMRO Bank N.V. – HSI R Bull CBBC Dec 2009 O	250,000,000	2009/07/07	2009/12/30	62.50
65078	ABN AMRO Bank N.V. – HSI R Bull CBBC Dec 2009 P	250,000,000	2009/07/07	2009/12/30	62.50
65079	ABN AMRO Bank N.V. – HSI R Bull CBBC Dec 2009 R	250,000,000	2009/07/07	2009/12/30	62.50
65086	ABN AMRO Bank N.V. – HSI R Bear CBBC Nov 2009 K	250,000,000	2009/07/07	2009/11/27	62.50
65087	ABN AMRO Bank N.V. – HSI R Bear CBBC Nov 2009 L	250,000,000	2009/07/07	2009/11/27	62.50
65085	ABN AMRO Bank N.V. – HSI R Bear CBBC Nov 2009 P	250,000,000	2009/07/07	2009/11/27	62.50
65070	CC Rabobank B.A. – HSI R Bull CBBC Jan 2010 W	100,000,000	2009/07/07	2010/01/28	25.00
65071	CC Rabobank B.A. – HSI R Bull CBBC Jan 2010 X	100,000,000	2009/07/07	2010/01/28	25.00
65072	CC Rabobank B.A. – HSI R Bull CBBC Jan 2010 Y	100,000,000	2009/07/07	2010/01/28	25.00
65057	SGA Societe Generale Acceptance N.V. – BOCL R Bull CBBC Jan10C	200,000,000	2009/07/07	2010/01/20	50.00
65061	SGA Societe Generale Acceptance N.V. – BOCL R Bear CBBC Jan10D	200,000,000	2009/07/07	2010/01/20	50.00
65058	SGA Societe Generale Acceptance N.V. – BOCCom R Bull CBBC Jan10C	100,000,000	2009/07/07	2010/01/20	27.00
65062	SGA Societe Generale Acceptance N.V. – BOCCom R Bear CBBC Jan10D	100,000,000	2009/07/07	2010/01/20	25.00
65065	SGA Societe Generale Acceptance N.V. – CUni R Bear CBBC Jan10D	50,000,000	2009/07/07	2010/01/20	13.00

Main Board Callable Bull/Bear Contracts

Code	Callable Bull/Bear Contracts	No. of issue (units)	Listing date	Expiry	Amount raised (HK\$ mil.)
65059	SGA Societe Generale Acceptance N.V. – CCB R Bull CBBC Jan10D	200,000,000	2009/07/07	2010/01/20	50.00
65063	SGA Societe Generale Acceptance N.V. – CCB R Bear CBBC Jan10E	200,000,000	2009/07/07	2010/01/20	50.00
65066	SGA Societe Generale Acceptance N.V. – CNOOC R Bear CBBC Jan10A	200,000,000	2009/07/07	2010/01/13	50.00
65060	SGA Societe Generale Acceptance N.V. – CP&CC R Bear CBBC Jan10A	200,000,000	2009/07/07	2010/01/20	50.00
65054	SGA Societe Generale Acceptance N.V. – HSI R Bull CBBC Dec09R	300,000,000	2009/07/07	2009/12/30	75.00
65056	SGA Societe Generale Acceptance N.V. – HSI R Bull CBBC Jan10G	300,000,000	2009/07/07	2010/01/28	75.00
65055	SGA Societe Generale Acceptance N.V. – HSI R Bull CBBC Jan10M	300,000,000	2009/07/07	2010/01/28	75.00
65064	SGA Societe Generale Acceptance N.V. – ICBC R Bull CBBC Jan10C	300,000,000	2009/07/07	2010/01/13	75.00
65068	SGA Societe Generale Acceptance N.V. – ICBC R Bear CBBC Jan10D	300,000,000	2009/07/07	2010/01/13	75.00
65067	SGA Societe Generale Acceptance N.V. – TCH R Bull CBBC Feb10B	100,000,000	2009/07/07	2010/02/10	28.00
65074	UBS AG – A50 China R Bull CBBC Dec 2009 P	200,000,000	2009/07/07	2009/12/28	50.00
65069	UBS AG – HSI R Bull CBBC Oct 2009 H	300,000,000	2009/07/07	2009/10/29	75.00
65073	UBS AG – HSI R Bear CBBC Oct 2009 M	300,000,000	2009/07/07	2009/10/29	75.00
65105	ABN AMRO Bank N.V. – A50 China R Bull CBBC Dec 2009 J	80,000,000	2009/07/08	2009/12/21	20.00
65094	BNP Paribas Arbit Issu B.V. – HSI R Bull CBBC Feb 2010 L	300,000,000	2009/07/08	2010/02/25	75.00
65095	BNP Paribas Arbit Issu B.V. – HSI R Bull CBBC Feb 2010 M	300,000,000	2009/07/08	2010/02/25	75.00
65107	Deutsche Bank AG – CC Bank R Bear CBBC Dec 2009 E	150,000,000	2009/07/08	2009/12/21	63.00
65108	Deutsche Bank AG – China Life R Bear CBBC Dec 2009 H	150,000,000	2009/07/08	2009/12/21	64.50
65100	Deutsche Bank AG – HSI R Bull CBBC Jan 2010 F	300,000,000	2009/07/08	2010/01/28	75.00
65110	Deutsche Bank AG – HSI R Bear CBBC Jan 2010 J	300,000,000	2009/07/08	2010/01/28	75.00
65109	Deutsche Bank AG – HSI R Bear CBBC Jan 2010 L	300,000,000	2009/07/08	2010/01/28	75.00
65111	Goldman Sachs SP (Asia) – HSI R Bear CBBC Mar 2010 D	200,000,000	2009/07/08	2010/03/30	50.00
65112	Goldman Sachs SP (Asia) – HSI R Bear CBBC Mar 2010 E	200,000,000	2009/07/08	2010/03/30	50.00
65092	HK Bank – A50 R Bull CBBC Dec 2009 C	120,000,000	2009/07/08	2009/12/18	30.00
65093	HK Bank – A50 R Bear CBBC Jan 2010 A	120,000,000	2009/07/08	2010/01/18	30.00
65090	HK Bank – HSCEI R Bull CBBC Dec 2009 A	120,000,000	2009/07/08	2009/12/30	30.00
65091	HK Bank – HSCEI R Bear CBBC Jan 2010 A	120,000,000	2009/07/08	2010/01/28	30.00
65088	HK Bank – HSI R Bull CBBC Dec 2009 R	280,000,000	2009/07/08	2009/12/30	70.00
65089	HK Bank – HSI R Bull CBBC Jan 2010 F	280,000,000	2009/07/08	2010/01/28	70.00
65103	KBC Fin Products Int'l Ltd. – A50 China R Bull CBBC Dec 09 B	188,000,000	2009/07/08	2009/12/08	47.00
65099	KBC Fin Products Int'l Ltd. – HSI R Bear CBBC Nov 2009 M	208,000,000	2009/07/08	2009/11/27	52.00
65106	KBC Fin Products Int'l Ltd. – HSI R Bear CBBC Dec 2009 Y	248,000,000	2009/07/08	2009/12/30	62.00
65097	UBS AG – HSCEI R Bull CBBC Dec 2009 F	200,000,000	2009/07/08	2009/12/30	50.00
65098	UBS AG – HSCEI R Bull CBBC Dec 2009 G	200,000,000	2009/07/08	2009/12/30	50.00
65101	UBS AG – HSI R Bull CBBC Nov 2009 J	300,000,000	2009/07/08	2009/11/27	75.00
65102	UBS AG – HSI R Bull CBBC Mar 2010 J	400,000,000	2009/07/08	2010/03/30	100.00
65096	UBS AG – HSI R Bear CBBC Oct 2009 F	300,000,000	2009/07/08	2009/10/29	75.00
65104	UBS AG – HSI R Bear CBBC Oct 2009 T	300,000,000	2009/07/08	2009/10/29	75.00
65127	ABN AMRO Bank N.V. – A50 China R Bull CBBC Dec 2009 K	80,000,000	2009/07/09	2009/12/21	20.00
65124	Deutsche Bank AG – HSI R Bear CBBC Feb 2010 Y	300,000,000	2009/07/09	2010/02/25	75.00
65125	Deutsche Bank AG – HSI R Bear CBBC Feb 2010 Z	300,000,000	2009/07/09	2010/02/25	75.00
65128	Goldman Sachs SP (Asia) – HSI R Bear CBBC Mar 2010 F	200,000,000	2009/07/09	2010/03/30	50.00
65126	KBC Fin Products Int'l Ltd. – A50 China R Bull CBBC Jan 10 A	188,000,000	2009/07/09	2010/01/08	47.00
65114	KBC Fin Products Int'l Ltd. – HSI R Bull CBBC Oct 2009 K	208,000,000	2009/07/09	2009/10/29	52.00
65116	UBS AG – CC Bank R Bear CBBC Jan 2010 F	200,000,000	2009/07/09	2010/01/25	50.00

Main Board Callable Bull/Bear Contracts

Code	Callable Bull/Bear Contracts	No. of issue (units)	Listing date	Expiry	Amount raised (HK\$ mil.)
65117	UBS AG – China Life R Bear CBBC Jan 2010 E	300,000,000	2009/07/09	2010/01/25	237.00
65118	UBS AG – CM Bank R Bear CBBC Jan 2010 N	200,000,000	2009/07/09	2010/01/25	138.00
65115	UBS AG – A50 China R Bull CBBC Jan 2010 F	300,000,000	2009/07/09	2010/01/25	75.00
65119	UBS AG – A50 China R Bear CBBC Jan 2010 G	300,000,000	2009/07/09	2010/01/25	103.50
65120	UBS AG – A50 China R Bear CBBC Jan 2010 H	300,000,000	2009/07/09	2010/01/25	133.50
65122	UBS AG – HSI R Bull CBBC Jan 2010 W	300,000,000	2009/07/09	2010/01/28	75.00
65121	UBS AG – HSI R Bull CBBC Feb 2010 E	400,000,000	2009/07/09	2010/02/25	100.00
65113	UBS AG – HSI R Bear CBBC Oct 2009 P	300,000,000	2009/07/09	2009/10/29	75.00
65123	UBS AG – HSI R Bear CBBC Oct 2009 Y	300,000,000	2009/07/09	2009/10/29	75.00
65150	ABN AMRO Bank N.V. – A50 China R Bull CBBC Dec 2009 L	80,000,000	2009/07/10	2009/12/21	20.00
65152	Deutsche Bank AG – HSI R Bear CBBC Feb 2010 C	300,000,000	2009/07/10	2010/02/25	81.00
65153	Deutsche Bank AG – HSI R Bear CBBC Feb 2010 T	300,000,000	2009/07/10	2010/02/25	81.00
65151	Goldman Sachs SP (Asia) – HSI R Bull CBBC Mar 2010 G	200,000,000	2009/07/10	2010/03/30	50.00
65140	KBC Fin Products Int'l Ltd. – HSI R Bull CBBC Dec 2009 Z	208,000,000	2009/07/10	2009/12/30	52.00
65148	KBC Fin Products Int'l Ltd. – HSI R Bear CBBC Nov 2009 Y	248,000,000	2009/07/10	2009/11/27	62.00
65137	Merrill Lynch Int'l & Co. C.V. – HSI R Bear CBBC Jan 2010 E	300,000,000	2009/07/10	2010/01/28	75.00
65138	Merrill Lynch Int'l & Co. C.V. – HSI R Bear CBBC Jan 2010 F	300,000,000	2009/07/10	2010/01/28	75.00
65139	Merrill Lynch Int'l & Co. C.V. – HSI R Bear CBBC Jan 2010 G	300,000,000	2009/07/10	2010/01/28	87.00
65130	SGA Societe Generale Acceptance N.V. – CShen R Bear CBBC Jan10C	50,000,000	2009/07/10	2010/01/20	42.50
65135	SGA Societe Generale Acceptance N.V. – A50 R Bear CBBC Jan10J	150,000,000	2009/07/10	2010/01/20	39.00
65136	SGA Societe Generale Acceptance N.V. – A50 R Bear CBBC Jan10K	150,000,000	2009/07/10	2010/01/20	46.50
65129	SGA Societe Generale Acceptance NV – HSCEI R Bull CBBC Dec09C	200,000,000	2009/07/10	2009/12/30	50.00
65133	SGA Societe Generale Acceptance NV – HSCEI R Bear CBBC Dec09D	200,000,000	2009/07/10	2009/12/30	50.00
65134	SGA Societe Generale Acceptance NV – HSCEI R Bear CBBC Dec09E	200,000,000	2009/07/10	2009/12/30	54.00
65131	SGA Societe Generale Acceptance N.V. – HSI R Bear CBBC Jan10H	300,000,000	2009/07/10	2010/01/28	75.00
65132	SGA Societe Generale Acceptance N.V. – HSI R Bear CBBC Jan10W	300,000,000	2009/07/10	2010/01/28	75.00
65141	UBS AG – CM Bank R Bull CBBC Jan 2010 O	200,000,000	2009/07/10	2010/01/18	75.00
65145	UBS AG – CM Bank R Bear CBBC Jan 2010 P	200,000,000	2009/07/10	2010/01/18	126.00
65142	UBS AG – A50 China R Bear CBBC Jan 2010 I	300,000,000	2009/07/10	2010/01/18	120.00
65143	UBS AG – A50 China R Bear CBBC Jan 2010 J	300,000,000	2009/07/10	2010/01/18	148.50
65144	UBS AG – HSBC R Bear CBBC Jan 2010 D	300,000,000	2009/07/10	2010/01/18	75.00
65147	UBS AG – HSCEI R Bear CBBC Feb 2010 B	200,000,000	2009/07/10	2010/02/25	50.00
65146	UBS AG – HSI R Bull CBBC Jan 2010 G	300,000,000	2009/07/10	2010/01/28	75.00
65149	UBS AG – HSI R Bear CBBC Feb 2010 O	300,000,000	2009/07/10	2010/02/25	75.00
65174	ABN AMRO Bank N.V. – HSI R Bear CBBC Nov 2009 O	250,000,000	2009/07/13	2009/11/27	62.50
65177	ABN AMRO Bank N.V. – HSI R Bear CBBC Dec 2009 A	250,000,000	2009/07/13	2009/12/30	62.50
65175	ABN AMRO Bank N.V. – HSI R Bear CBBC Dec 2009 Q	250,000,000	2009/07/13	2009/12/30	62.50
65176	ABN AMRO Bank N.V. – HSI R Bear CBBC Dec 2009 S	250,000,000	2009/07/13	2009/12/30	62.50
65167	BNP Paribas Arbit Issu B.V. – Ch Mob R Bull CBBC Jan 2010 A	100,000,000	2009/07/13	2010/01/28	25.00
65170	Deutsche Bank AG – HSI R Bear CBBC Jan 2010 O	300,000,000	2009/07/13	2010/01/28	75.00
65171	Deutsche Bank AG – HSI R Bear CBBC Mar 2010 K	300,000,000	2009/07/13	2010/03/30	75.00
65169	Goldman Sachs SP (Asia) – HSI R Bear CBBC Mar 2010 H	200,000,000	2009/07/13	2010/03/30	50.00
65172	KBC Fin Products Int'l Ltd. – A50 China R Bull CBBC Jan 10 B	188,000,000	2009/07/13	2010/01/04	47.00
65173	KBC Fin Products Int'l Ltd. – HSI R Bear CBBC Dec 2009 F	208,000,000	2009/07/13	2009/12/30	52.00
65154	CC Rabobank B.A. – A50 China R Bull CBBC Feb 2010 E	100,000,000	2009/07/13	2010/02/25	30.00

Main Board Callable Bull/Bear Contracts

Code	Callable Bull/Bear Contracts	No. of issue (units)	Listing date	Expiry	Amount raised (HK\$ mil.)
65155	CC Rabobank B.A. – A50 China R Bull CBBC Feb 2010 F	100,000,000	2009/07/13	2010/02/25	25.00
65159	CC Rabobank B.A. – A50 China R Bear CBBC Feb 2010 G	100,000,000	2009/07/13	2010/02/25	25.00
65160	CC Rabobank B.A. – A50 China R Bear CBBC Feb 2010 H	100,000,000	2009/07/13	2010/02/25	30.00
65161	CC Rabobank B.A. – A50 China R Bear CBBC Feb 2010 I	100,000,000	2009/07/13	2010/02/25	35.00
65156	SGA Societe Generale Acceptance N.V. – HSI R Bear CBBC Jan10C	300,000,000	2009/07/13	2010/01/28	75.00
65157	SGA Societe Generale Acceptance N.V. – HSI R Bear CBBC Jan10X	300,000,000	2009/07/13	2010/01/28	75.00
65162	UBS AG – China Mobile R Bear CBBC Jan 2010 D	300,000,000	2009/07/13	2010/01/18	75.00
65163	UBS AG – CNOOC R Bear CBBC Jan 2010 D	200,000,000	2009/07/13	2010/01/18	50.00
65158	UBS AG – HSI R Bull CBBC Oct 2009 W	300,000,000	2009/07/13	2009/10/29	75.00
65165	UBS AG – HSI R Bear CBBC Oct 2009 X	300,000,000	2009/07/13	2009/10/29	75.00
65168	UBS AG – HSI R Bear CBBC Jan 2010 R	300,000,000	2009/07/13	2010/01/28	75.00
65166	UBS AG – HSI R Bear CBBC Mar 2010 K	400,000,000	2009/07/13	2010/03/30	100.00
65164	UBS AG – Petrochina R Bear CBBC Jan 2010 E	200,000,000	2009/07/13	2010/01/18	50.00
64619#	CC Rabobank B.A. – HSI R Bull CBBC Dec 2009 L	200,000,000	2009/07/13	2009/12/30	19.40
65002#	CC Rabobank B.A. – HSI R Bear CBBC Jan 2010 R	200,000,000	2009/07/13	2010/01/28	22.20
63194#	SGA Societe Generale Acceptance N.V. – CP&CC R Bull CBBC Dec09B	100,000,000	2009/07/13	2009/12/23	13.80
65186	Deutsche Bank AG – HSI R Bear CBBC Jan 2010 E	300,000,000	2009/07/14	2010/01/28	78.00
65185	Deutsche Bank AG – HSI R Bear CBBC Jan 2010 M	300,000,000	2009/07/14	2010/01/28	75.00
65182	KBC Fin Products Int'l Ltd. – HSI R Bear CBBC Dec 2009 I	248,000,000	2009/07/14	2009/12/30	62.00
65179	UBS AG – China Tel R Bull CBBC Feb 2010 A	100,000,000	2009/07/14	2010/02/22	25.00
65184	UBS AG – China Tel R Bear CBBC Feb 2010 B	100,000,000	2009/07/14	2010/02/22	25.00
65178	UBS AG – CCHC R Bull CBBC Feb 2010 A	100,000,000	2009/07/14	2010/02/22	25.00
65183	UBS AG – CCHC R Bear CBBC Feb 2010 B	100,000,000	2009/07/14	2010/02/22	28.50
65180	UBS AG – HSI R Bull CBBC Oct 2009 H	300,000,000	2009/07/14	2009/10/29	75.00
65181	UBS AG – HSI R Bear CBBC Feb 2010 P	300,000,000	2009/07/14	2010/02/25	75.00
65192	BOCI Asia Ltd. – HSI R Bull CBBC Jan 2010 A	200,000,000	2009/07/15	2010/01/28	50.00
65196	BOCI Asia Ltd. – HSI R Bear CBBC Jan 2010 B	200,000,000	2009/07/15	2010/01/28	50.00
65218	Deutsche Bank AG – HSI R Bear CBBC Jan 2010 F	300,000,000	2009/07/15	2010/01/28	75.00
65217	Deutsche Bank AG – HSI R Bear CBBC Jan 2010 Q	300,000,000	2009/07/15	2010/01/28	75.00
65219	Deutsche Bank AG – HSI R Bear CBBC Mar 2010 L	300,000,000	2009/07/15	2010/03/30	75.00
65224	Goldman Sachs SP (Asia) – HSI R Bear CBBC Mar 2010 I	200,000,000	2009/07/15	2010/03/30	50.00
65187	HK Bank – HSI R Bear CBBC Jan 2010 G	250,000,000	2009/07/15	2010/01/28	62.50
65188	HK Bank – HSI R Bear CBBC Mar 2010 C	250,000,000	2009/07/15	2010/03/30	62.50
65193	KBC Fin Products Int'l Ltd. – HSI R Bull CBBC Nov 2009 O	248,000,000	2009/07/15	2009/11/27	62.00
65194	KBC Fin Products Int'l Ltd. – HSI R Bull CBBC Dec 2009 J	248,000,000	2009/07/15	2009/12/30	62.00
65222	KBC Fin Products Int'l Ltd. – HSI R Bear CBBC Nov 2009 Z	208,000,000	2009/07/15	2009/11/27	52.00
65223	KBC Fin Products Int'l Ltd. – HSI R Bear CBBC Dec 2009 K	248,000,000	2009/07/15	2009/12/30	62.00
65216	Macquarie Bank Ltd. – HSI R Bear CBBC Oct 2009 N	400,000,000	2009/07/15	2009/10/29	100.00
65189	SGA Societe Generale Acceptance N.V. – A50 R Bull CBBC Jan10L	150,000,000	2009/07/15	2010/01/20	42.00
65190	SGA Societe Generale Acceptance N.V. – A50 R Bull CBBC Jan10M	150,000,000	2009/07/15	2010/01/20	37.50
65191	SGA Societe Generale Acceptance N.V. – A50 R Bull CBBC Jan10N	150,000,000	2009/07/15	2010/01/20	37.50
65205	SGA Societe Generale Acceptance N.V. – HSI R Bull CBBC Feb10A	300,000,000	2009/07/15	2010/02/25	115.50
65206	SGA Societe Generale Acceptance N.V. – HSI R Bull CBBC Feb10B	300,000,000	2009/07/15	2010/02/25	79.50
65207	SGA Societe Generale Acceptance N.V. – HSI R Bull CBBC Feb10C	300,000,000	2009/07/15	2010/02/25	91.50
65208	SGA Societe Generale Acceptance N.V. – HSI R Bear CBBC Feb10D	300,000,000	2009/07/15	2010/02/25	75.00

Main Board Callable Bull/Bear Contracts

Code	Callable Bull/Bear Contracts	No. of issue (units)	Listing date	Expiry	Amount raised (HK\$ mil.)
65209	SGA Societe Generale Acceptance N.V. – HSI R Bear CBBC Feb10E	300,000,000	2009/07/15	2010/02/25	75.00
65210	SGA Societe Generale Acceptance N.V. – HSI R Bear CBBC Feb10F	300,000,000	2009/07/15	2010/02/25	75.00
65211	SGA Societe Generale Acceptance N.V. – HSI R Bear CBBC Feb10G	300,000,000	2009/07/15	2010/02/25	75.00
65212	SGA Societe Generale Acceptance N.V. – HSI R Bear CBBC Feb10H	300,000,000	2009/07/15	2010/02/25	75.00
65213	SGA Societe Generale Acceptance N.V. – HSI R Bear CBBC Feb10I	300,000,000	2009/07/15	2010/02/25	75.00
65214	SGA Societe Generale Acceptance N.V. – HSI R Bear CBBC Feb10J	300,000,000	2009/07/15	2010/02/25	75.00
65215	SGA Societe Generale Acceptance N.V. – HSI R Bear CBBC Feb10K	300,000,000	2009/07/15	2010/02/25	75.00
65199	UBS AG – China Life R Bear CBBC Dec 2009 M	300,000,000	2009/07/15	2009/12/28	75.00
65201	UBS AG – CNOOC R Bear CBBC Dec 2009 P	200,000,000	2009/07/15	2009/12/28	64.00
65200	UBS AG – CNOOC R Bear CBBC Dec 2009 Q	200,000,000	2009/07/15	2009/12/28	50.00
65204	UBS AG – HKEx R Bear CBBC Dec 2009 U	300,000,000	2009/07/15	2009/12/28	75.00
65202	UBS AG – HSBC R Bear CBBC Dec 2009 M	300,000,000	2009/07/15	2009/12/28	75.00
65203	UBS AG – HSBC R Bear CBBC Dec 2009 N	300,000,000	2009/07/15	2009/12/28	75.00
65197	UBS AG – HSCEI R Bear CBBC Nov 2009 R	200,000,000	2009/07/15	2009/11/27	50.00
65198	UBS AG – HSCEI R Bear CBBC Nov 2009 S	200,000,000	2009/07/15	2009/11/27	50.00
65195	UBS AG – HSI R Bull CBBC Oct 2009 S	300,000,000	2009/07/15	2009/10/29	75.00
65220	UBS AG – HSI R Bear CBBC Oct 2009 V	300,000,000	2009/07/15	2009/10/29	75.00
65221	UBS AG – HSI R Bear CBBC Mar 2010 L	400,000,000	2009/07/15	2010/03/30	100.00
65238	ABN AMRO Bank N.V. – HSI R Bull CBBC Dec 2009 G	250,000,000	2009/07/16	2009/12/30	62.50
65239	ABN AMRO Bank N.V. – HSI R Bull CBBC Dec 2009 X	250,000,000	2009/07/16	2009/12/30	62.50
65244	ABN AMRO Bank N.V. – HSI R Bear CBBC Dec 2009 K	250,000,000	2009/07/16	2009/12/30	62.50
65243	ABN AMRO Bank N.V. – HSI R Bear CBBC Dec 2009 Y	250,000,000	2009/07/16	2009/12/30	62.50
65225	BNP Paribas Arbit Issu B.V. – HSI R Bear CBBC Feb 2010 N	300,000,000	2009/07/16	2010/02/25	75.00
65226	BNP Paribas Arbit Issu B.V. – HSI R Bear CBBC Feb 2010 O	300,000,000	2009/07/16	2010/02/25	75.00
65227	BNP Paribas Arbit Issu B.V. – HSI R Bear CBBC Feb 2010 P	300,000,000	2009/07/16	2010/02/25	75.00
65235	Deutsche Bank AG – HSI R Bull CBBC Feb 2010 E	300,000,000	2009/07/16	2010/02/25	81.00
65236	Deutsche Bank AG – HSI R Bull CBBC Feb 2010 F	300,000,000	2009/07/16	2010/02/25	75.00
65237	Goldman Sachs SP (Asia) – HSI R Bear CBBC Mar 2010 J	200,000,000	2009/07/16	2010/03/30	50.00
65232	UBS AG – China Life R Bull CBBC Jan 2010 F	300,000,000	2009/07/16	2010/01/25	75.00
65231	UBS AG – CM Bank R Bear CBBC Jan 2010 Q	200,000,000	2009/07/16	2010/01/25	80.00
65233	UBS AG – Sinopec Corp R Bull CBBC Jan 2010 D	200,000,000	2009/07/16	2010/01/25	50.00
65228	UBS AG – HSCEI R Bear CBBC Nov 2009 T	200,000,000	2009/07/16	2009/11/27	50.00
65229	UBS AG – HSI R Bull CBBC Jan 2010 J	300,000,000	2009/07/16	2010/01/28	75.00
65234	UBS AG – HSI R Bear CBBC Jan 2010 W	300,000,000	2009/07/16	2010/01/28	75.00
65230	UBS AG – Petrochina R Bear CBBC Jan 2010 F	200,000,000	2009/07/16	2010/01/25	50.00
65254	Deutsche Bank AG – China Life R Bull CBBC Jan 2010 A	150,000,000	2009/07/17	2010/01/12	67.50
65253	Deutsche Bank AG – A50 China R Bull CBBC Jan 2010 A	150,000,000	2009/07/17	2010/01/12	37.50
65257	Deutsche Bank AG – A50 China R Bear CBBC Jan 2010 B	150,000,000	2009/07/17	2010/01/12	67.50
65255	Deutsche Bank AG – HSBC R Bear CBBC Jan 2010 A	150,000,000	2009/07/17	2010/01/12	37.50
65256	Deutsche Bank AG – HSBC R Bear CBBC Jan 2010 B	150,000,000	2009/07/17	2010/01/12	52.50
65241	SGA Societe Generale Acceptance N.V. – CMob R Bear CBBC Jan10E	300,000,000	2009/07/17	2010/01/13	75.00
65245	SGA Societe Generale Acceptance N.V. – CTel R Bull CBBC Jan10B	150,000,000	2009/07/17	2010/01/20	37.50
65240	SGA Societe Generale Acceptance N.V. – CCCCL R Bear CBBC Jan10A	50,000,000	2009/07/17	2010/01/20	14.50
65252	SGA Societe Generale Acceptance N.V. – CLife R Bull CBBC Jan10F	100,000,000	2009/07/17	2010/01/20	45.00
65246	SGA Societe Generale Acceptance N.V. – CNOOC R Bear CBBC Jan10B	200,000,000	2009/07/17	2010/01/13	50.00

Main Board Callable Bull/Bear Contracts

Code	Callable Bull/Bear Contracts	No. of issue (units)	Listing date	Expiry	Amount raised (HK\$ mil.)
65242	SGA Societe Generale Acceptance N.V – CP&CC R Bull CBBC Jan10B	200,000,000	2009/07/17	2010/01/20	50.00
65247	SGA Societe Generale Acceptance N.V. – HKEx R Bear CBBC Jan10J	150,000,000	2009/07/17	2010/01/13	37.50
65248	SGA Societe Generale Acceptance N.V. – HSBC R Bear CBBC Jan10F	300,000,000	2009/07/17	2010/01/20	75.00
65249	SGA Societe Generale Acceptance N.V – PetCh R Bear CBBC Jan10F	150,000,000	2009/07/17	2010/01/13	37.50
65250	SGA Societe Generale Acceptance N.V – PetCh R Bear CBBC Jan10G	150,000,000	2009/07/17	2010/01/13	37.50
65251	UBS AG – HSI R Bull CBBC Jan 2010 G	300,000,000	2009/07/17	2010/01/28	75.00
65258	UBS AG – HSI R Bear CBBC Feb 2010 Q	300,000,000	2009/07/17	2010/02/25	75.00
65284	ABN AMRO Bank N.V. – HSI R Bull CBBC Dec 2009 W	250,000,000	2009/07/20	2009/12/30	62.50
65291	ABN AMRO Bank N.V. – HSI R Bear CBBC Dec 2009 H	250,000,000	2009/07/20	2009/12/30	62.50
65289	ABN AMRO Bank N.V. – HSI R Bear CBBC Dec 2009 O	250,000,000	2009/07/20	2009/12/30	62.50
65290	ABN AMRO Bank N.V. – HSI R Bear CBBC Dec 2009 R	250,000,000	2009/07/20	2009/12/30	62.50
65262	BNP Paribas Arbit Issu B.V. – HSI R Bear CBBC Feb 2010 Q	300,000,000	2009/07/20	2010/02/25	75.00
65268	Deutsche Bank AG – HSI R Bear CBBC Feb 2010 Q	300,000,000	2009/07/20	2010/02/25	75.00
65267	Deutsche Bank AG – HSI R Bear CBBC Feb 2010 W	300,000,000	2009/07/20	2010/02/25	78.00
65281	Deutsche Bank AG – HSI R Bear CBBC Mar 2010 M	300,000,000	2009/07/20	2010/03/30	75.00
65282	Goldman Sachs SP (Asia) – HSI R Bear CBBC Mar 2010 K	200,000,000	2009/07/20	2010/03/30	50.00
65283	Goldman Sachs SP (Asia) – HSI R Bear CBBC Mar 2010 L	200,000,000	2009/07/20	2010/03/30	50.00
65280	KBC Fin Products Int'l Ltd. – HKEx R Bear CBBC Jan 2010 B	188,000,000	2009/07/20	2010/01/15	47.00
65279	KBC Fin Products Int'l Ltd. – HSI R Bear CBBC Jan 2010 J	308,000,000	2009/07/20	2010/01/28	77.00
65269	Macquarie Bank Ltd. – HSI R Bear CBBC Nov 2009 M	300,000,000	2009/07/20	2009/11/27	75.00
65270	CC Rabobank B.A. – HSI R Bull CBBC Feb 2010 V	180,000,000	2009/07/20	2010/02/25	50.40
65263	CC Rabobank B.A. – HSI R Bear CBBC Feb 2010 R	180,000,000	2009/07/20	2010/02/25	45.00
65264	CC Rabobank B.A. – HSI R Bear CBBC Feb 2010 S	180,000,000	2009/07/20	2010/02/25	45.00
65265	CC Rabobank B.A. – HSI R Bear CBBC Feb 2010 T	180,000,000	2009/07/20	2010/02/25	45.00
65266	CC Rabobank B.A. – HSI R Bear CBBC Feb 2010 U	180,000,000	2009/07/20	2010/02/25	45.00
65259	SGA Societe Generale Acceptance N.V – BOCOM R Bull CBBC Jan10E	100,000,000	2009/07/20	2010/01/20	25.00
65260	SGA Societe Generale Acceptance N.V – CK(H) R Bear CBBC Jan10C	100,000,000	2009/07/20	2010/01/13	25.00
65272	UBS AG – CC Bank R Bear CBBC Feb 2010 A	200,000,000	2009/07/20	2010/02/22	50.00
65271	UBS AG – Cheung Kong R Bear CBBC Feb 2010 D	200,000,000	2009/07/20	2010/02/22	50.00
65273	UBS AG – CM Bank R Bear CBBC Feb 2010 A	200,000,000	2009/07/20	2010/02/22	61.00
65274	UBS AG – CNOOC R Bear CBBC Feb 2010 A	200,000,000	2009/07/20	2010/02/22	50.00
65275	UBS AG – HSBC R Bear CBBC Feb 2010 A	300,000,000	2009/07/20	2010/02/22	75.00
65261	UBS AG – HSI R Bull CBBC Oct 2009 N	300,000,000	2009/07/20	2009/10/29	75.00
65278	UBS AG – HSI R Bear CBBC Oct 2009 W	300,000,000	2009/07/20	2009/10/29	75.00
65277	UBS AG – HSI R Bear CBBC Feb 2010 S	400,000,000	2009/07/20	2010/02/25	100.00
65276	UBS AG – ICBC R Bear CBBC Feb 2010 A	200,000,000	2009/07/20	2010/02/22	50.00
65286	ABN AMRO Bank N.V. – A50 China R Bear CBBC Dec 2009 M	80,000,000	2009/07/21	2009/12/21	20.00
65287	ABN AMRO Bank N.V. – A50 China R Bear CBBC Dec 2009 N	80,000,000	2009/07/21	2009/12/21	25.28
65285	ABN AMRO Bank N.V. – HSI R Bear CBBC Dec 2009 J	250,000,000	2009/07/21	2009/12/30	62.50
65295	Deutsche Bank AG – HSI R Bull CBBC Feb 2010 U	300,000,000	2009/07/21	2010/02/25	75.00
65296	Goldman Sachs SP (Asia) – HSI R Bull CBBC Feb 2010 E	200,000,000	2009/07/21	2010/02/25	50.00
65297	Goldman Sachs SP (Asia) – HSI R Bull CBBC Feb 2010 F	200,000,000	2009/07/21	2010/02/25	50.00
65298	Goldman Sachs SP (Asia) – HSI R Bull CBBC Mar 2010 M	200,000,000	2009/07/21	2010/03/30	50.00
65293	KBC Fin Products Int'l Ltd. – HSI R Bull CBBC Nov 2009 N	208,000,000	2009/07/21	2009/11/27	52.00
65294	KBC Fin Products Int'l Ltd. – HSI R Bull CBBC Jan 2010 K	308,000,000	2009/07/21	2010/01/28	77.00

Main Board Callable Bull/Bear Contracts

Code	Callable Bull/Bear Contracts	No. of issue (units)	Listing date	Expiry	Amount raised (HK\$ mil.)
65299	KBC Fin Products Int'l Ltd. – HSI R Bear CBBC Dec 2009 L	308,000,000	2009/07/21	2009/12/30	77.00
65292	UBS AG – HSI R Bull CBBC Nov 2009 J	300,000,000	2009/07/21	2009/11/27	75.00
65288	UBS AG – HSI R Bear CBBC Oct 2009 H	300,000,000	2009/07/21	2009/10/29	75.00
65335	ABN AMRO Bank N.V. – HSI R Bull CBBC Jan 2010 A	250,000,000	2009/07/22	2010/01/28	62.50
65336	ABN AMRO Bank N.V. – HSI R Bull CBBC Jan 2010 B	250,000,000	2009/07/22	2010/01/28	62.50
65340	ABN AMRO Bank N.V. – HSI R Bear CBBC Nov 2009 N	250,000,000	2009/07/22	2009/11/27	62.50
65341	ABN AMRO Bank N.V. – HSI R Bear CBBC Dec 2009 P	250,000,000	2009/07/22	2009/12/30	62.50
65310	BNP Paribas Arbit Issu B.V. – HSI R Bull CBBC Mar 2010 C	300,000,000	2009/07/22	2010/03/30	75.00
65311	BNP Paribas Arbit Issu B.V. – HSI R Bull CBBC Mar 2010 D	300,000,000	2009/07/22	2010/03/30	75.00
65325	Deutsche Bank AG – HSI R Bull CBBC Jan 2010 F	300,000,000	2009/07/22	2010/01/28	75.00
65326	Deutsche Bank AG – HSI R Bull CBBC Jan 2010 M	300,000,000	2009/07/22	2010/01/28	75.00
65314	Deutsche Bank AG – HSI R Bear CBBC Jan 2010 E	300,000,000	2009/07/22	2010/01/28	81.00
65313	Deutsche Bank AG – HSI R Bear CBBC Jan 2010 I	300,000,000	2009/07/22	2010/01/28	78.00
65337	Goldman Sachs SP (Asia) – HSI R Bull CBBC Feb 2010 M	200,000,000	2009/07/22	2010/02/25	50.00
65338	Goldman Sachs SP (Asia) – HSI R Bull CBBC Feb 2010 N	200,000,000	2009/07/22	2010/02/25	50.00
65339	Goldman Sachs SP (Asia) – HSI R Bull CBBC Feb 2010 Q	200,000,000	2009/07/22	2010/02/25	50.00
65333	KBC Fin Products Int'l Ltd. – HSI R Bull CBBC Dec 2009 M	248,000,000	2009/07/22	2009/12/30	62.00
65334	KBC Fin Products Int'l Ltd. – HSI R Bull CBBC Dec 2009 O	248,000,000	2009/07/22	2009/12/30	62.00
65324	KBC Fin Products Int'l Ltd. – HSI R Bear CBBC Nov 2009 P	248,000,000	2009/07/22	2009/11/27	62.00
65308	SGA Societe Generale Acceptance N.V. – A50 R Bull CBBC Jan10O	150,000,000	2009/07/22	2010/01/20	37.50
65312	SGA Societe Generale Acceptance N.V. – A50 R Bear CBBC Jan10P	150,000,000	2009/07/22	2010/01/20	48.00
65300	SGA Societe Generale Acceptance N.V. – R&F R Bull CBBC Jan10A	50,000,000	2009/07/22	2010/01/20	23.00
65301	SGA Societe Generale Acceptance N.V. – R&F R Bull CBBC Jan10B	50,000,000	2009/07/22	2010/01/20	18.50
65304	SGA Societe Generale Acceptance N.V. – R&F R Bear CBBC Jan10C	50,000,000	2009/07/22	2010/01/20	20.50
65305	SGA Societe Generale Acceptance N.V. – R&F R Bear CBBC Jan10D	50,000,000	2009/07/22	2010/01/20	26.00
65315	SGA Societe Generale Acceptance N.V. – HSI R Bull CBBC Feb10L	300,000,000	2009/07/22	2010/02/25	75.00
65316	SGA Societe Generale Acceptance N.V. – HSI R Bull CBBC Feb10M	300,000,000	2009/07/22	2010/02/25	75.00
65317	SGA Societe Generale Acceptance N.V. – HSI R Bull CBBC Feb10N	300,000,000	2009/07/22	2010/02/25	75.00
65318	SGA Societe Generale Acceptance N.V. – HSI R Bull CBBC Feb10O	300,000,000	2009/07/22	2010/02/25	75.00
65319	SGA Societe Generale Acceptance N.V. – HSI R Bull CBBC Feb10P	300,000,000	2009/07/22	2010/02/25	75.00
65320	SGA Societe Generale Acceptance N.V. – HSI R Bull CBBC Feb10Q	300,000,000	2009/07/22	2010/02/25	75.00
65321	SGA Societe Generale Acceptance N.V. – HSI R Bull CBBC Feb10R	300,000,000	2009/07/22	2010/02/25	75.00
65322	SGA Societe Generale Acceptance N.V. – HSI R Bull CBBC Feb10S	300,000,000	2009/07/22	2010/02/25	75.00
65302	SGA Societe Generale Acceptance NV – Shimao R Bull CBBC Jan10A	50,000,000	2009/07/22	2010/01/20	21.00
65303	SGA Societe Generale Acceptance NV – Shimao R Bull CBBC Jan10B	50,000,000	2009/07/22	2010/01/20	16.50
65306	SGA Societe Generale Acceptance NV – Shimao R Bear CBBC Jan10C	50,000,000	2009/07/22	2010/01/20	18.00
65307	SGA Societe Generale Acceptance NV – Shimao R Bear CBBC Jan10D	50,000,000	2009/07/22	2010/01/20	23.50
65327	UBS AG – China Life R Bull CBBC Jan 2010 G	200,000,000	2009/07/22	2010/01/25	50.00
65328	UBS AG – CNOOC R Bull CBBC Feb 2010 B	200,000,000	2009/07/22	2010/02/22	50.00
65330	UBS AG – A50 China R Bull CBBC Jan 2010 K	200,000,000	2009/07/22	2010/01/25	50.00
65331	UBS AG – HSCEI R Bull CBBC Feb 2010 C	200,000,000	2009/07/22	2010/02/25	50.00
65332	UBS AG – HSI R Bull CBBC Nov 2009 K	300,000,000	2009/07/22	2009/11/27	75.00
65309	UBS AG – HSI R Bear CBBC Oct 2009 V	300,000,000	2009/07/22	2009/10/29	75.00
65323	UBS AG – HSI R Bear CBBC Oct 2009 Y	300,000,000	2009/07/22	2009/10/29	75.00
65329	UBS AG – Ping An R Bull CBBC Jan 2010 D	200,000,000	2009/07/22	2010/01/18	50.00

Main Board Callable Bull/Bear Contracts

Code	Callable Bull/Bear Contracts	No. of issue (units)	Listing date	Expiry	Amount raised (HK\$ mil.)
65342	ABN AMRO Bank N.V. – HSI R Bull CBBC Jan 2010 C	250,000,000	2009/07/23	2010/01/28	62.50
65369	ABN AMRO Bank N.V. – HSI R Bull CBBC Jan 2010 D	250,000,000	2009/07/23	2010/01/28	62.50
65370	ABN AMRO Bank N.V. – HSI R Bull CBBC Jan 2010 E	250,000,000	2009/07/23	2010/01/28	62.50
65371	BNP Paribas Arbit Issu B.V. – A50 R Bear CBBC Feb 2010 A	200,000,000	2009/07/23	2010/02/25	50.00
65355	BNP Paribas Arbit Issu B.V. – HSI R Bull CBBC Feb 2010 R	300,000,000	2009/07/23	2010/02/25	75.00
65362	Deutsche Bank AG – A50 China R Bear CBBC Jan 2010 C	150,000,000	2009/07/23	2010/01/19	66.00
65363	Deutsche Bank AG – A50 China R Bear CBBC Jan 2010 D	150,000,000	2009/07/23	2010/01/19	81.00
65356	Deutsche Bank AG – HSI R Bull CBBC Feb 2010 A	300,000,000	2009/07/23	2010/02/25	81.00
65357	Deutsche Bank AG – HSI R Bull CBBC Feb 2010 D	300,000,000	2009/07/23	2010/02/25	75.00
65358	Deutsche Bank AG – HSI R Bear CBBC Jan 2010 O	300,000,000	2009/07/23	2010/01/28	75.00
65359	Deutsche Bank AG – HSI R Bear CBBC Jan 2010 Q	300,000,000	2009/07/23	2010/01/28	75.00
65368	Deutsche Bank AG – HSI R Bear CBBC Feb 2010 R	300,000,000	2009/07/23	2010/02/25	75.00
65360	Deutsche Bank AG – HSI R Bear CBBC Mar 2010 N	300,000,000	2009/07/23	2010/03/30	78.00
65361	Deutsche Bank AG – HSI R Bear CBBC Mar 2010 O	300,000,000	2009/07/23	2010/03/30	87.00
65343	HK Bank – A50 R Bear CBBC Jan 2010 B	80,000,000	2009/07/23	2010/01/22	25.60
65364	KBC Fin Products Int'l Ltd. – HSI R Bull CBBC Jan 2010 M	208,000,000	2009/07/23	2010/01/28	52.00
65344	KBC Fin Products Int'l Ltd. – HSI R Bear CBBC Dec 2009 N	208,000,000	2009/07/23	2009/12/30	52.00
65345	KBC Fin Products Int'l Ltd. – HSI R Bear CBBC Dec 2009 P	208,000,000	2009/07/23	2009/12/30	52.00
65346	KBC Fin Products Int'l Ltd. – HSI R Bear CBBC Jan 2010 L	248,000,000	2009/07/23	2010/01/28	62.00
65354	Macquarie Bank Ltd. – HSI R Bull CBBC Nov 2009 N	300,000,000	2009/07/23	2009/11/27	75.00
65347	UBS AG – CCHC R Bull CBBC Feb 2010 C	200,000,000	2009/07/23	2010/02/22	50.00
65351	UBS AG – CCHC R Bear CBBC Feb 2010 D	200,000,000	2009/07/23	2010/02/22	65.00
65348	UBS AG – HKEX R Bull CBBC Feb 2010 A	300,000,000	2009/07/23	2010/02/22	75.00
65349	UBS AG – HSBC R Bull CBBC Feb 2010 B	300,000,000	2009/07/23	2010/02/22	75.00
65350	UBS AG – HSCEI R Bull CBBC Feb 2010 D	200,000,000	2009/07/23	2010/02/25	50.00
65365	UBS AG – HSI R Bull CBBC Oct 2009 T	300,000,000	2009/07/23	2009/10/29	75.00
65366	UBS AG – HSI R Bull CBBC Jan 2010 V	300,000,000	2009/07/23	2010/01/28	75.00
65367	UBS AG – HSI R Bull CBBC Feb 2010 B	400,000,000	2009/07/23	2010/02/25	100.00
65352	UBS AG – HSI R Bear CBBC Oct 2009 F	300,000,000	2009/07/23	2009/10/29	75.00
65353	UBS AG – HSI R Bear CBBC Oct 2009 M	300,000,000	2009/07/23	2009/10/29	75.00
65404	BNP Paribas Arbit Issu B.V. – HSI R Bull CBBC Feb 2010 S	300,000,000	2009/07/24	2010/02/25	75.00
65405	BNP Paribas Arbit Issu B.V. – HSI R Bull CBBC Feb 2010 T	300,000,000	2009/07/24	2010/02/25	75.00
65409	Deutsche Bank AG – HSI R Bull CBBC Feb 2010 S	300,000,000	2009/07/24	2010/02/25	75.00
65410	Goldman Sachs SP (Asia) – HSI R Bull CBBC Mar 2010 N	200,000,000	2009/07/24	2010/03/30	50.00
65411	Goldman Sachs SP (Asia) – HSI R Bull CBBC Mar 2010 O	200,000,000	2009/07/24	2010/03/30	50.00
65412	Goldman Sachs SP (Asia) – HSI R Bull CBBC Mar 2010 P	200,000,000	2009/07/24	2010/03/30	50.00
65416	Goldman Sachs SP (Asia) – HSI R Bear CBBC Mar 2010 Q	200,000,000	2009/07/24	2010/03/30	50.00
65406	KBC Fin Products Int'l Ltd. – HSI R Bull CBBC Dec 2009 R	248,000,000	2009/07/24	2009/12/30	62.00
65381	KBC Fin Products Int'l Ltd. – HSI R Bull CBBC Jan 2010 N	248,000,000	2009/07/24	2010/01/28	62.00
65407	KBC Fin Products Int'l Ltd. – HSI R Bear CBBC Jan 2010 O	248,000,000	2009/07/24	2010/01/28	62.00
65372	SGA Societe Generale Acceptance N.V. – A50 R Bear CBBC Jan10Q	150,000,000	2009/07/24	2010/01/20	52.50
65375	SGA Societe Generale Acceptance N.V. – HSI R Bull CBBC Feb10T	300,000,000	2009/07/24	2010/02/25	75.00
65376	SGA Societe Generale Acceptance N.V. – HSI R Bull CBBC Feb10U	300,000,000	2009/07/24	2010/02/25	75.00
65378	SGA Societe Generale Acceptance N.V. – HSI R Bull CBBC Feb10V	300,000,000	2009/07/24	2010/02/25	75.00
65379	SGA Societe Generale Acceptance N.V. – HSI R Bull CBBC Feb10W	300,000,000	2009/07/24	2010/02/25	75.00

Main Board Callable Bull/Bear Contracts

Code	Callable Bull/Bear Contracts	No. of issue (units)	Listing date	Expiry	Amount raised (HK\$ mil.)
65380	SGA Societe Generale Acceptance N.V. – HSI R Bull CBBC Feb10X	300,000,000	2009/07/24	2010/02/25	75.00
65373	SGA Societe Generale Acceptance NV – PingAn R Bull CBBC Jan10A	200,000,000	2009/07/24	2010/01/20	50.00
65377	SGA Societe Generale Acceptance NV – PingAn R Bear CBBC Jan10B	200,000,000	2009/07/24	2010/01/20	50.00
65382	UBS AG – CHALCO R Bull CBBC Feb 2010 A	100,000,000	2009/07/24	2010/02/22	25.00
65395	UBS AG – CHALCO R Bear CBBC Feb 2010 B	100,000,000	2009/07/24	2010/02/08	29.00
65408	UBS AG – China Mobile R Bull CBBC Jan 2010 E	300,000,000	2009/07/24	2010/01/18	75.00
65385	UBS AG – COVS R Bull CBBC Feb 2010 A	100,000,000	2009/07/24	2010/02/22	32.50
65398	UBS AG – COVS R Bear CBBC Feb 2010 B	100,000,000	2009/07/24	2010/02/08	48.00
65391	UBS AG – CUni R Bull CBBC Feb 2010 A	100,000,000	2009/07/24	2010/02/22	25.00
65399	UBS AG – CUni R Bear CBBC Feb 2010 B	100,000,000	2009/07/24	2010/02/08	25.50
65384	UBS AG – China Coal R Bull CBBC Feb 2010 A	100,000,000	2009/07/24	2010/02/22	25.00
65397	UBS AG – China Coal R Bear CBBC Feb 2010 B	100,000,000	2009/07/24	2010/02/08	27.50
65383	UBS AG – Cheung Kong R Bull CBBC Feb 2010 E	100,000,000	2009/07/24	2010/02/22	25.50
65396	UBS AG – Cheung Kong R Bear CBBC Feb 2010 F	100,000,000	2009/07/24	2010/02/08	31.00
65386	UBS AG – China Shenhua R Bull CBBC Feb 2010 A	100,000,000	2009/07/24	2010/02/08	51.00
65390	UBS AG – China Shenhua R Bear CBBC Feb 2010 B	100,000,000	2009/07/24	2010/02/08	70.00
65392	UBS AG – HS Bank R Bull CBBC Feb 2010 A	100,000,000	2009/07/24	2010/02/22	25.00
65387	UBS AG – HSI R Bull CBBC Jan 2010 R	300,000,000	2009/07/24	2010/01/28	75.00
65389	UBS AG – HSI R Bull CBBC Feb 2010 C	300,000,000	2009/07/24	2010/02/25	75.00
65388	UBS AG – HSI R Bull CBBC Feb 2010 W	300,000,000	2009/07/24	2010/02/25	75.00
65374	UBS AG – HSI R Bear CBBC Oct 2009 X	300,000,000	2009/07/24	2009/10/29	75.00
65400	UBS AG – Hutchison R Bear CBBC Feb 2010 A	100,000,000	2009/07/24	2010/02/22	25.00
65393	UBS AG – Jiangxi Copper R Bull CBBC Feb 2010 A	100,000,000	2009/07/24	2010/02/22	37.50
65401	UBS AG – Jiangxi Copper R Bear CBBC Feb 2010 B	100,000,000	2009/07/24	2010/02/22	33.00
65394	UBS AG – SHK Ppt R Bull CBBC Feb 2010 D	100,000,000	2009/07/24	2010/02/22	25.00
65402	UBS AG – SHK Ppt R Bear CBBC Feb 2010 E	100,000,000	2009/07/24	2010/02/22	25.00
65403	UBS AG – SHK Ppt R Bear CBBC Feb 2010 F	100,000,000	2009/07/24	2010/02/08	32.00
63944#	HK Bank – HSI R Bear CBBC Mar 2010 A	280,000,000	2009/07/24	2010/03/30	10.08
65506	ABN AMRO Bank N.V. – HSI R Bull CBBC Jan 2010 F	250,000,000	2009/07/27	2010/01/28	62.50
65507	ABN AMRO Bank N.V. – HSI R Bull CBBC Jan 2010 G	250,000,000	2009/07/27	2010/01/28	62.50
65419	BNP Paribas Arbit Issu B.V. – HSI R Bull CBBC Feb 2010 U	300,000,000	2009/07/27	2010/02/25	75.00
65420	BNP Paribas Arbit Issu B.V. – HSI R Bull CBBC Feb 2010 V	300,000,000	2009/07/27	2010/02/25	75.00
65477	BNP Paribas Arbit Issu B.V. – HSI R Bull CBBC Feb 2010 W	300,000,000	2009/07/27	2010/02/25	75.00
65478	BNP Paribas Arbit Issu B.V. – HSI R Bear CBBC Mar 2010 E	300,000,000	2009/07/27	2010/03/30	75.00
65448	Deutsche Bank AG – HSI R Bull CBBC Jan 2010 J	300,000,000	2009/07/27	2010/01/28	81.00
65449	Deutsche Bank AG – HSI R Bull CBBC Jan 2010 L	300,000,000	2009/07/27	2010/01/28	75.00
65479	Deutsche Bank AG – HSI R Bull CBBC Feb 2010 V	300,000,000	2009/07/27	2010/02/25	78.00
65450	Deutsche Bank AG – HSI R Bear CBBC Apr 2010 D	300,000,000	2009/07/27	2010/04/29	87.00
65451	Deutsche Bank AG – HSI R Bear CBBC Apr 2010 E	300,000,000	2009/07/27	2010/04/29	87.00
65452	Deutsche Bank AG – HSI R Bear CBBC Apr 2010 F	300,000,000	2009/07/27	2010/04/29	75.00
65480	Deutsche Bank AG – HSI R Bear CBBC Apr 2010 G	300,000,000	2009/07/27	2010/04/29	87.00
65481	Deutsche Bank AG – HSI R Bear CBBC Apr 2010 H	300,000,000	2009/07/27	2010/04/29	81.00
65482	Deutsche Bank AG – HSI R Bear CBBC Apr 2010 I	300,000,000	2009/07/27	2010/04/29	96.00
65483	Deutsche Bank AG – HSI R Bear CBBC Apr 2010 J	300,000,000	2009/07/27	2010/04/29	90.00
65484	Deutsche Bank AG – HSI R Bear CBBC Apr 2010 K	300,000,000	2009/07/27	2010/04/29	108.00

Main Board Callable Bull/Bear Contracts

Code	Callable Bull/Bear Contracts	No. of issue (units)	Listing date	Expiry	Amount raised (HK\$ mil.)
65485	Deutsche Bank AG – HSI R Bear CBBC Apr 2010 L	300,000,000	2009/07/27	2010/04/29	75.00
65504	Goldman Sachs SP (Asia) – HSI R Bull CBBC Feb 2010 R	200,000,000	2009/07/27	2010/02/25	50.00
65505	Goldman Sachs SP (Asia) – HSI R Bull CBBC Feb 2010 S	200,000,000	2009/07/27	2010/02/25	50.00
65503	Goldman Sachs SP (Asia) – HSI R Bull CBBC Mar 2010 R	200,000,000	2009/07/27	2010/03/30	50.00
65509	Goldman Sachs SP (Asia) – HSI R Bear CBBC Feb 2010 O	200,000,000	2009/07/27	2010/02/25	50.00
65510	Goldman Sachs SP (Asia) – HSI R Bear CBBC Feb 2010 T	200,000,000	2009/07/27	2010/02/25	50.00
65511	Goldman Sachs SP (Asia) – HSI R Bear CBBC Mar 2010 S	200,000,000	2009/07/27	2010/03/30	50.00
65486	KBC Fin Products Int'l Ltd. – HSI R Bull CBBC Dec 2009 T	248,000,000	2009/07/27	2009/12/30	62.00
65487	KBC Fin Products Int'l Ltd. – HSI R Bull CBBC Jan 2010 S	308,000,000	2009/07/27	2010/01/28	77.00
65488	KBC Fin Products Int'l Ltd. – HSI R Bull CBBC Jan 2010 T	208,000,000	2009/07/27	2010/01/28	52.00
65489	KBC Fin Products Int'l Ltd. – HSI R Bull CBBC Feb 2010 F	248,000,000	2009/07/27	2010/02/25	62.00
65421	KBC Fin Products Int'l Ltd. – HSI R Bear CBBC Nov 2009 V	208,000,000	2009/07/27	2009/11/27	52.00
65490	KBC Fin Products Int'l Ltd. – HSI R Bear CBBC Dec 2009 Q	308,000,000	2009/07/27	2009/12/30	77.00
65468	KBC Fin Products Int'l Ltd. – HSI R Bear CBBC Dec 2009 S	208,000,000	2009/07/27	2009/12/30	52.00
65422	KBC Fin Products Int'l Ltd. – HSI R Bear CBBC Jan 2010 P	208,000,000	2009/07/27	2010/01/28	52.00
65423	KBC Fin Products Int'l Ltd. – HSI R Bear CBBC Jan 2010 Q	248,000,000	2009/07/27	2010/01/28	62.00
65469	KBC Fin Products Int'l Ltd. – HSI R Bear CBBC Jan 2010 R	400,000,000	2009/07/27	2010/01/28	100.00
65491	KBC Fin Products Int'l Ltd. – HSI R Bear CBBC Jan 2010 U	208,000,000	2009/07/27	2010/01/28	52.00
65492	KBC Fin Products Int'l Ltd. – HSI R Bear CBBC Jan 2010 V	208,000,000	2009/07/27	2010/01/28	62.40
65493	KBC Fin Products Int'l Ltd. – HSI R Bear CBBC Jan 2010 W	308,000,000	2009/07/27	2010/01/28	77.00
65494	KBC Fin Products Int'l Ltd. – HSI R Bear CBBC Jan 2010 X	308,000,000	2009/07/27	2010/01/28	77.00
65495	KBC Fin Products Int'l Ltd. – HSI R Bear CBBC Jan 2010 Y	248,000,000	2009/07/27	2010/01/28	74.40
65496	KBC Fin Products Int'l Ltd. – HSI R Bear CBBC Feb 2010 G	248,000,000	2009/07/27	2010/02/25	69.44
65497	KBC Fin Products Int'l Ltd. – HSI R Bear CBBC Feb 2010 H	308,000,000	2009/07/27	2010/02/25	77.00
65498	KBC Fin Products Int'l Ltd. – HSI R Bear CBBC Feb 2010 I	208,000,000	2009/07/27	2010/02/25	56.16
65499	KBC Fin Products Int'l Ltd. – HSI R Bear CBBC Feb 2010 J	248,000,000	2009/07/27	2010/02/25	74.40
65500	KBC Fin Products Int'l Ltd. – HSI R Bear CBBC Feb 2010 K	308,000,000	2009/07/27	2010/02/25	83.16
65501	KBC Fin Products Int'l Ltd. – HSI R Bear CBBC Mar 2010 H	400,000,000	2009/07/27	2010/03/30	100.00
65502	KBC Fin Products Int'l Ltd. – HSI R Bear CBBC Mar 2010 I	400,000,000	2009/07/27	2010/03/30	100.00
65447	Macquarie Bank Ltd. – HSI R Bull CBBC Dec 2009 H	300,000,000	2009/07/27	2009/12/30	75.00
65418	CC Rabobank B.A. – HSI R Bull CBBC Feb 2010 B	180,000,000	2009/07/27	2010/02/25	45.00
65413	CC Rabobank B.A. – HSI R Bull CBBC Feb 2010 W	180,000,000	2009/07/27	2010/02/25	45.00
65414	CC Rabobank B.A. – HSI R Bull CBBC Feb 2010 X	180,000,000	2009/07/27	2010/02/25	45.00
65415	CC Rabobank B.A. – HSI R Bull CBBC Feb 2010 Y	180,000,000	2009/07/27	2010/02/25	45.00
65417	CC Rabobank B.A. – HSI R Bull CBBC Feb 2010 Z	180,000,000	2009/07/27	2010/02/25	45.00
65443	SGA Societe Generale Acceptance N.V. – HSI R Bull CBBC Feb10D	300,000,000	2009/07/27	2010/02/25	75.00
65444	SGA Societe Generale Acceptance N.V. – HSI R Bull CBBC Feb10E	300,000,000	2009/07/27	2010/02/25	75.00
65445	SGA Societe Generale Acceptance N.V. – HSI R Bull CBBC Feb10F	300,000,000	2009/07/27	2010/02/25	75.00
65446	SGA Societe Generale Acceptance N.V. – HSI R Bull CBBC Feb10G	300,000,000	2009/07/27	2010/02/25	75.00
65441	SGA Societe Generale Acceptance N.V. – HSI R Bull CBBC Feb10Y	300,000,000	2009/07/27	2010/02/25	75.00
65442	SGA Societe Generale Acceptance N.V. – HSI R Bull CBBC Feb10Z	300,000,000	2009/07/27	2010/02/25	75.00
65454	UBS AG – BOCL R Bull CBBC Feb 2010 A	100,000,000	2009/07/27	2010/02/22	25.00
65466	UBS AG – BOCL R Bear CBBC Feb 2010 B	100,000,000	2009/07/27	2010/02/22	25.00
65459	UBS AG – China Mobile R Bull CBBC Feb 2010 A	200,000,000	2009/07/27	2010/02/22	50.00
65456	UBS AG – CC Bank R Bull CBBC Feb 2010 B	200,000,000	2009/07/27	2010/02/22	50.00

Main Board Callable Bull/Bear Contracts

Code	Callable Bull/Bear Contracts	No. of issue (units)	Listing date	Expiry	Amount raised (HK\$ mil.)
65455	UBS AG – Cheung Kong R Bull CBBC Feb 2010 G	100,000,000	2009/07/27	2010/02/22	25.00
65457	UBS AG – China Life R Bull CBBC Feb 2010 A	200,000,000	2009/07/27	2010/02/22	50.00
65458	UBS AG – CM Bank R Bull CBBC Feb 2010 B	100,000,000	2009/07/27	2010/02/22	36.50
65460	UBS AG – CNOOC R Bull CBBC Feb 2010 C	100,000,000	2009/07/27	2010/02/22	25.00
65467	UBS AG – A50 China R Bull CBBC Feb 2010 A	200,000,000	2009/07/27	2010/02/22	50.00
65461	UBS AG – HKEx R Bull CBBC Feb 2010 B	200,000,000	2009/07/27	2010/02/22	50.00
65462	UBS AG – HSBC R Bull CBBC Feb 2010 C	200,000,000	2009/07/27	2010/02/22	50.00
65470	UBS AG – HSCEI R Bull CBBC Feb 2010 E	100,000,000	2009/07/27	2010/02/25	25.00
65476	UBS AG – HSCEI R Bear CBBC Feb 2010 F	100,000,000	2009/07/27	2010/02/25	31.00
65424	UBS AG – HSI R Bull CBBC Oct 2009 P	300,000,000	2009/07/27	2009/10/29	75.00
65471	UBS AG – HSI R Bull CBBC Jan 2010 I	300,000,000	2009/07/27	2010/01/28	75.00
65425	UBS AG – HSI R Bull CBBC Feb 2010 D	300,000,000	2009/07/27	2010/02/25	75.00
65473	UBS AG – HSI R Bull CBBC Feb 2010 M	300,000,000	2009/07/27	2010/02/25	75.00
65472	UBS AG – HSI R Bull CBBC Feb 2010 P	300,000,000	2009/07/27	2010/02/25	75.00
65426	UBS AG – HSI R Bull CBBC Mar 2010 A	300,000,000	2009/07/27	2010/03/30	75.00
65474	UBS AG – HSI R Bull CBBC Apr 2010 P	300,000,000	2009/07/27	2010/04/29	75.00
65427	UBS AG – HSI R Bull CBBC May 2010 A	400,000,000	2009/07/27	2010/05/28	100.00
65428	UBS AG – HSI R Bull CBBC May 2010 B	400,000,000	2009/07/27	2010/05/28	100.00
65475	UBS AG – HSI R Bull CBBC May 2010 E	400,000,000	2009/07/27	2010/05/28	100.00
65429	UBS AG – HSI R Bear CBBC Oct 2009 W	300,000,000	2009/07/27	2009/10/29	75.00
65430	UBS AG – HSI R Bear CBBC Dec 2009 O	300,000,000	2009/07/27	2009/12/30	75.00
65431	UBS AG – HSI R Bear CBBC Jan 2010 W	300,000,000	2009/07/27	2010/01/28	75.00
65435	UBS AG – HSI R Bear CBBC Feb 2010 A	300,000,000	2009/07/27	2010/02/25	75.00
65436	UBS AG – HSI R Bear CBBC Feb 2010 E	300,000,000	2009/07/27	2010/02/25	75.00
65453	UBS AG – HSI R Bear CBBC Feb 2010 O	300,000,000	2009/07/27	2010/02/25	75.00
65432	UBS AG – HSI R Bear CBBC Feb 2010 X	300,000,000	2009/07/27	2010/02/25	75.00
65433	UBS AG – HSI R Bear CBBC Feb 2010 Y	300,000,000	2009/07/27	2010/02/25	75.00
65434	UBS AG – HSI R Bear CBBC Feb 2010 Z	300,000,000	2009/07/27	2010/02/25	75.00
65437	UBS AG – HSI R Bear CBBC Mar 2010 M	300,000,000	2009/07/27	2010/03/30	93.00
65438	UBS AG – HSI R Bear CBBC Mar 2010 N	300,000,000	2009/07/27	2010/03/30	118.50
65439	UBS AG – HSI R Bear CBBC May 2010 C	400,000,000	2009/07/27	2010/05/28	100.00
65440	UBS AG – HSI R Bear CBBC May 2010 D	400,000,000	2009/07/27	2010/05/28	100.00
65463	UBS AG – Petrochina R Bull CBBC Feb 2010 A	100,000,000	2009/07/27	2010/02/22	25.00
65464	UBS AG – Ping An R Bull CBBC Feb 2010 A	200,000,000	2009/07/27	2010/02/22	50.00
65465	UBS AG – SHK Ppt R Bull CBBC Feb 2010 G	100,000,000	2009/07/27	2010/02/22	25.00
65513	ABN AMRO Bank N.V. – A50 China R Bull CBBC Jan 2010 A	80,000,000	2009/07/28	2010/01/18	20.24
65514	ABN AMRO Bank N.V. – A50 China R Bull CBBC Jan 2010 B	80,000,000	2009/07/28	2010/01/18	20.08
65518	ABN AMRO Bank N.V. – A50 China R Bear CBBC Jan 2010 C	80,000,000	2009/07/28	2010/01/18	20.08
65519	ABN AMRO Bank N.V. – A50 China R Bear CBBC Jan 2010 D	80,000,000	2009/07/28	2010/01/18	22.16
65515	ABN AMRO Bank N.V. – HSI R Bear CBBC Dec 2009 K	250,000,000	2009/07/28	2009/12/30	63.25
65528	Deutsche Bank AG – China Life R Bull CBBC Jan 2010 B	150,000,000	2009/07/28	2010/01/12	61.50
65529	Deutsche Bank AG – China Life R Bear CBBC Dec 2009 I	150,000,000	2009/07/28	2009/12/21	51.00
65530	Deutsche Bank AG – China Life R Bear CBBC Jan 2010 C	150,000,000	2009/07/28	2010/01/12	81.00
65531	Deutsche Bank AG – China Life R Bear CBBC Jan 2010 D	150,000,000	2009/07/28	2010/01/12	111.00
65535	Deutsche Bank AG – A50 China R Bull CBBC Jan 2010 E	150,000,000	2009/07/28	2010/01/12	39.00

Main Board Callable Bull/Bear Contracts

Code	Callable Bull/Bear Contracts	No. of issue (units)	Listing date	Expiry	Amount raised (HK\$ mil.)
65533	Deutsche Bank AG – HKEEx R Bull CBBC Jan 2010 A	150,000,000	2009/07/28	2010/01/12	37.50
65534	Deutsche Bank AG – HSBC R Bull CBBC Jan 2010 C	150,000,000	2009/07/28	2010/01/12	39.00
65567	Deutsche Bank AG – HSI R Bear CBBC Mar 2010 P	300,000,000	2009/07/28	2010/03/30	75.00
65532	Deutsche Bank AG – HSI R Bear CBBC May 2010 A	300,000,000	2009/07/28	2010/05/28	99.00
65508	HK Bank – HSI R Bull CBBC Feb 2010 A	250,000,000	2009/07/28	2010/02/25	62.50
65512	HK Bank – HSI R Bear CBBC Apr 2010 C	380,000,000	2009/07/28	2010/04/29	95.00
65545	KBC Fin Products Int'l Ltd. – A50 China R Bull CBBC Jan 10C	188,000,000	2009/07/28	2010/01/15	47.00
65546	KBC Fin Products Int'l Ltd. – A50 China R Bull CBBC Jan 10D	188,000,000	2009/07/28	2010/01/04	47.00
65541	KBC Fin Products Int'l Ltd. – HKEEx R Bull CBBC Jan 10C	188,000,000	2009/07/28	2010/01/15	47.00
65542	KBC Fin Products Int'l Ltd. – HSBC R Bull CBBC Jan 10C	148,000,000	2009/07/28	2010/01/08	37.00
65543	KBC Fin Products Int'l Ltd. – HSBC R Bull CBBC Feb 10A	148,000,000	2009/07/28	2010/02/01	37.00
65536	KBC Fin Products Int'l Ltd. – HSI R Bear CBBC Jan 10Z	208,000,000	2009/07/28	2010/01/28	85.28
65537	KBC Fin Products Int'l Ltd. – HSI R Bear CBBC Feb 10L	208,000,000	2009/07/28	2010/02/25	72.80
65538	KBC Fin Products Int'l Ltd. – HSI R Bear CBBC Feb 10M	248,000,000	2009/07/28	2010/02/25	79.36
65539	KBC Fin Products Int'l Ltd. – HSI R Bear CBBC Mar 10J	308,000,000	2009/07/28	2010/03/30	86.24
65540	KBC Fin Products Int'l Ltd. – HSI R Bear CBBC Mar 10K	400,000,000	2009/07/28	2010/03/30	100.00
65544	KBC Fin Products Int'l Ltd. – SHK Ppt R Bull CBBC Feb 10B	188,000,000	2009/07/28	2010/02/01	52.64
65520	CC Rabobank B.A. – HSI R Bear CBBC Feb 2010 A	180,000,000	2009/07/28	2010/02/25	45.00
65521	CC Rabobank B.A. – HSI R Bear CBBC Feb 2010 F	180,000,000	2009/07/28	2010/02/25	45.00
65522	CC Rabobank B.A. – HSI R Bear CBBC Feb 2010 G	180,000,000	2009/07/28	2010/02/25	45.00
65516	CC Rabobank B.A. – HSI R Bear CBBC Mar 2010 S	180,000,000	2009/07/28	2010/03/30	45.00
65517	CC Rabobank B.A. – HSI R Bear CBBC Mar 2010 T	180,000,000	2009/07/28	2010/03/30	45.00
65547	UBS AG – CHALCO R Bull CBBC Mar 2010 A	100,000,000	2009/07/28	2010/03/01	25.00
65559	UBS AG – CHALCO R Bear CBBC Mar 2010 B	100,000,000	2009/07/28	2010/03/01	25.00
65548	UBS AG – BankComm R Bull CBBC Feb 2010 A	100,000,000	2009/07/28	2010/02/22	25.00
65560	UBS AG – BankComm R Bear CBBC Feb 2010 B	100,000,000	2009/07/28	2010/02/22	25.00
65551	UBS AG – China Tel R Bull CBBC Mar 2010 A	100,000,000	2009/07/28	2010/03/01	25.00
65563	UBS AG – China Tel R Bear CBBC Mar 2010 B	100,000,000	2009/07/28	2010/03/01	25.00
65550	UBS AG – CCHC R Bull CBBC Mar 2010 A	100,000,000	2009/07/28	2010/03/01	25.00
65562	UBS AG – CCHC R Bear CBBC Jan 2010 A	100,000,000	2009/07/28	2010/01/11	36.50
65549	UBS AG – China Coal R Bull CBBC Mar 2010 A	100,000,000	2009/07/28	2010/03/01	25.00
65561	UBS AG – China Coal R Bear CBBC Mar 2010 B	100,000,000	2009/07/28	2010/03/01	25.00
65564	UBS AG – HSBC R Bear CBBC Apr 2010 A	100,000,000	2009/07/28	2010/04/12	29.00
65523	UBS AG – HSI R Bull CBBC Oct 2009 H	300,000,000	2009/07/28	2009/10/29	75.00
65524	UBS AG – HSI R Bull CBBC Feb 2010 L	300,000,000	2009/07/28	2010/02/25	75.00
65525	UBS AG – HSI R Bull CBBC Feb 2010 Q	300,000,000	2009/07/28	2010/02/25	75.00
65526	UBS AG – HSI R Bull CBBC Mar 2010 P	300,000,000	2009/07/28	2010/03/30	75.00
65527	UBS AG – HSI R Bear CBBC Dec 2009 Q	300,000,000	2009/07/28	2009/12/30	75.00
65555	UBS AG – HSI R Bear CBBC Mar 2010 O	300,000,000	2009/07/28	2010/03/30	75.00
65556	UBS AG – HSI R Bear CBBC Mar 2010 Q	300,000,000	2009/07/28	2010/03/30	82.50
65557	UBS AG – HSI R Bear CBBC Apr 2010 Q	300,000,000	2009/07/28	2010/04/29	75.00
65558	UBS AG – HSI R Bear CBBC Apr 2010 R	300,000,000	2009/07/28	2010/04/29	75.00
65552	UBS AG – Jiangxi Copper R Bull CBBC Mar 2010 A	100,000,000	2009/07/28	2010/03/01	39.00
65565	UBS AG – Jiangxi Copper R Bear CBBC Mar 2010 B	100,000,000	2009/07/28	2010/03/01	31.50
65553	UBS AG – Ping An R Bull CBBC Feb 2010 B	100,000,000	2009/07/28	2010/02/22	25.00

Main Board Callable Bull/Bear Contracts

Code	Callable Bull/Bear Contracts	No. of issue (units)	Listing date	Expiry	Amount raised (HK\$ mil.)
65566	UBS AG – Ping An R Bear CBBC Feb 2010 C	100,000,000	2009/07/28	2010/02/22	25.00
65554	UBS AG – SHK Ppt R Bull CBBC Feb 2010 H	100,000,000	2009/07/28	2010/02/22	25.00
64519 [#]	CC Rabobank B.A. – HSI R Bear CBBC Mar 2010 P	200,000,000	2009/07/28	2010/03/30	26.00
65604	ABN AMRO Bank N.V. – A50 China R Bear CBBC Jan 2010 E	80,000,000	2009/07/29	2010/01/18	20.00
65603	ABN AMRO Bank N.V. – HSI R Bear CBBC Dec 2009 Q	250,000,000	2009/07/29	2009/12/30	62.50
65601	BNP Paribas Arbit Issu B.V. – HSI R Bear CBBC Mar 2010 F	300,000,000	2009/07/29	2010/03/30	75.00
65597	Deutsche Bank AG – HSI R Bull CBBC Jan 2010 K	300,000,000	2009/07/29	2010/01/28	75.00
65614	Deutsche Bank AG – HSI R Bear CBBC Feb 2010 C	300,000,000	2009/07/29	2010/02/25	75.00
65613	Deutsche Bank AG – HSI R Bear CBBC Feb 2010 Z	300,000,000	2009/07/29	2010/02/25	78.00
65605	Goldman Sachs SP (Asia) – HSI R Bear CBBC Mar 2010 T	200,000,000	2009/07/29	2010/03/30	50.00
65606	KBC Fin Products Int'l Ltd. – China Life R Bull CBBC Jan 10A	168,000,000	2009/07/29	2010/01/28	145.15
65607	KBC Fin Products Int'l Ltd. – China Life R Bull CBBC Jan 10B	168,000,000	2009/07/29	2010/01/11	100.80
65610	KBC Fin Products Int'l Ltd. – Ch Life R Bear CBBC Dec 2009 C	168,000,000	2009/07/29	2009/12/15	100.80
65608	KBC Fin Products Int'l Ltd. – CP&CC R Bull CBBC Feb 2010 A	308,000,000	2009/07/29	2010/02/10	77.00
65609	KBC Fin Products Int'l Ltd. – CP&CC R Bull CBBC Apr 2010 A	208,000,000	2009/07/29	2010/04/15	52.00
65611	KBC Fin Products Int'l Ltd. – CP&CC R Bear CBBC Jan 2010 A	208,000,000	2009/07/29	2010/01/20	62.40
65612	KBC Fin Products Int'l Ltd. – CP&CC R Bear CBBC Feb 2010 B	208,000,000	2009/07/29	2010/02/17	81.12
65584	Macquarie Bank Ltd. – HSI R Bull CBBC Dec 2009 I	300,000,000	2009/07/29	2009/12/30	75.00
65585	Macquarie Bank Ltd. – HSI R Bear CBBC Jan 2010 A	300,000,000	2009/07/29	2010/01/28	75.30
65586	Macquarie Bank Ltd. – HSI R Bear CBBC Jan 2010 B	300,000,000	2009/07/29	2010/01/28	75.00
65578	SGA Societe Generale Acceptance N.V. – CLife R Bull CBBC Jan10G	100,000,000	2009/07/29	2010/01/20	60.00
65579	SGA Societe Generale Acceptance N.V. – CLife R Bear CBBC Jan10H	100,000,000	2009/07/29	2010/01/20	40.00
65580	SGA Societe Generale Acceptance N.V. – CLife R Bear CBBC Jan10I	100,000,000	2009/07/29	2010/01/20	50.00
65581	SGA Societe Generale Acceptance N.V. – HKEx R Bull CBBC Jan10K	150,000,000	2009/07/29	2010/01/13	37.50
65582	SGA Societe Generale Acceptance N.V. – HKEx R Bear CBBC Jan10L	150,000,000	2009/07/29	2010/01/13	51.00
65583	SGA Societe Generale Acceptance N.V. – HSBC R Bull CBBC Jan10G	300,000,000	2009/07/29	2010/01/20	75.00
65568	SGA Societe Generale Acceptance NV – HSCEI R Bull CBBC Jan10A	200,000,000	2009/07/29	2010/01/28	50.00
65569	SGA Societe Generale Acceptance NV – HSCEI R Bull CBBC Jan10B	200,000,000	2009/07/29	2010/01/28	50.00
65570	SGA Societe Generale Acceptance NV – HSCEI R Bear CBBC Jan10C	200,000,000	2009/07/29	2010/01/28	56.00
65571	SGA Societe Generale Acceptance N.V. – HSI R Bull CBBC Feb10H	300,000,000	2009/07/29	2010/02/25	75.00
65572	SGA Societe Generale Acceptance N.V. – HSI R Bull CBBC Feb10I	300,000,000	2009/07/29	2010/02/25	75.00
65573	SGA Societe Generale Acceptance N.V. – HSI R Bull CBBC Feb10J	300,000,000	2009/07/29	2010/02/25	75.00
65574	SGA Societe Generale Acceptance N.V. – HSI R Bull CBBC Feb10K	300,000,000	2009/07/29	2010/02/25	75.00
65575	SGA Societe Generale Acceptance N.V. – HSI R Bear CBBC Mar10A	300,000,000	2009/07/29	2010/03/30	93.00
65576	SGA Societe Generale Acceptance N.V. – HSI R Bear CBBC Mar10B	300,000,000	2009/07/29	2010/03/30	75.00
65577	SGA Societe Generale Acceptance N.V. – HSI R Bear CBBC Mar10C	300,000,000	2009/07/29	2010/03/30	84.00
65587	UBS AG – Cheung Kong R Bull CBBC Feb 2010 H	100,000,000	2009/07/29	2010/02/22	25.00
65588	UBS AG – China Life R Bull CBBC Jan 2010 H	200,000,000	2009/07/29	2010/01/25	51.00
65589	UBS AG – China Life R Bull CBBC Jan 2010 I	200,000,000	2009/07/29	2010/01/25	50.00
65592	UBS AG – China Life R Bear CBBC Jan 2010 J	200,000,000	2009/07/29	2010/01/25	150.00
65593	UBS AG – China Life R Bear CBBC Jan 2010 K	200,000,000	2009/07/29	2010/01/25	170.00
65590	UBS AG – HKEx R Bull CBBC Jan 2010 J	200,000,000	2009/07/29	2010/01/25	50.00
65594	UBS AG – HKEx R Bear CBBC Jan 2010 K	200,000,000	2009/07/29	2010/01/25	82.00
65595	UBS AG – HKEx R Bear CBBC Jan 2010 L	200,000,000	2009/07/29	2010/01/25	92.00
65598	UBS AG – HSI R Bull CBBC Oct 2009 V	300,000,000	2009/07/29	2009/10/29	75.00

Main Board Callable Bull/Bear Contracts

Code	Callable Bull/Bear Contracts	No. of issue (units)	Listing date	Expiry	Amount raised (HK\$ mil.)
65599	UBS AG – HSI R Bull CBBC Jan 2010 Q	300,000,000	2009/07/29	2010/01/28	75.00
65600	UBS AG – HSI R Bull CBBC Feb 2010 F	300,000,000	2009/07/29	2010/02/25	75.00
65602	UBS AG – HSI R Bear CBBC Oct 2009 Y	300,000,000	2009/07/29	2009/10/29	75.00
65596	UBS AG – HSI R Bear CBBC Mar 2010 J	300,000,000	2009/07/29	2010/03/30	75.00
65591	UBS AG – Petrochina R Bull CBBC Feb 2010 B	100,000,000	2009/07/29	2010/02/22	25.00
65663	ABN AMRO Bank N.V. – Ch Life R Bull CBBC Jan 2010 A	80,000,000	2009/07/30	2010/01/18	49.28
65668	ABN AMRO Bank N.V. – Ch Life R Bear CBBC Jan 2010 B	80,000,000	2009/07/30	2010/01/18	23.36
65669	ABN AMRO Bank N.V. – Ch Life R Bear CBBC Jan 2010 C	80,000,000	2009/07/30	2010/01/18	39.44
65622	ABN AMRO Bank N.V. – A50 China R Bull CBBC Jan 2010 F	80,000,000	2009/07/30	2010/01/18	20.00
65623	ABN AMRO Bank N.V. – A50 China R Bull CBBC Jan 2010 G	80,000,000	2009/07/30	2010/01/18	20.00
65664	ABN AMRO Bank N.V. – HSI R Bull CBBC Jan 2010 H	250,000,000	2009/07/30	2010/01/28	62.50
65665	ABN AMRO Bank N.V. – HSI R Bull CBBC Jan 2010 I	250,000,000	2009/07/30	2010/01/28	62.50
65670	ABN AMRO Bank N.V. – HSI R Bear CBBC Nov 2009 O	250,000,000	2009/07/30	2009/11/27	62.50
65617	BOCI Asia Ltd. – HSI R Bull CBBC Nov 2009 A	200,000,000	2009/07/30	2009/11/27	50.00
65618	BOCI Asia Ltd. – HSI R Bull CBBC Nov 2009 B	200,000,000	2009/07/30	2009/11/27	50.00
65619	BOCI Asia Ltd. – HSI R Bear CBBC Nov 2009 C	200,000,000	2009/07/30	2009/11/27	50.00
65653	BNP Paribas Arbit Issu B.V. – HSI R Bull CBBC Mar 2010 G	300,000,000	2009/07/30	2010/03/30	75.00
65657	BNP Paribas Arbit Issu B.V. – HSI R Bear CBBC Mar 2010 H	300,000,000	2009/07/30	2010/03/30	75.00
65658	BNP Paribas Arbit Issu B.V. – HSI R Bear CBBC Mar 2010 I	300,000,000	2009/07/30	2010/03/30	75.00
65659	BNP Paribas Arbit Issu B.V. – HSI R Bear CBBC Mar 2010 J	300,000,000	2009/07/30	2010/03/30	75.00
65654	Deutsche Bank AG – China Life R Bear CBBC Jan 2010 E	150,000,000	2009/07/30	2010/01/12	135.00
65656	Deutsche Bank AG – HKEx R Bull CBBC Jan 2010 B	150,000,000	2009/07/30	2010/01/12	37.50
65660	Deutsche Bank AG – HKEx R Bear CBBC Jan 2010 C	150,000,000	2009/07/30	2010/01/12	90.00
65655	Deutsche Bank AG – HSI R Bull CBBC Feb 2010 T	300,000,000	2009/07/30	2010/02/25	75.00
65661	Goldman Sachs SP (Asia) – HSI R Bull CBBC Feb 2010 A	200,000,000	2009/07/30	2010/02/25	50.00
65662	Goldman Sachs SP (Asia) – HSI R Bull CBBC Mar 2010 U	200,000,000	2009/07/30	2010/03/30	50.00
65666	Goldman Sachs SP (Asia) – HSI R Bear CBBC Feb 2010 B	200,000,000	2009/07/30	2010/02/25	50.00
65667	Goldman Sachs SP (Asia) – HSI R Bear CBBC Mar 2010 V	200,000,000	2009/07/30	2010/03/30	50.00
65644	KBC Fin Products Int'l Ltd. – Ch Life R Bear CBBC Feb 2010 A	148,000,000	2009/07/30	2010/02/22	82.88
65645	KBC Fin Products Int'l Ltd. – Ch Life R Bear CBBC Mar 2010 A	148,000,000	2009/07/30	2010/03/01	97.68
65646	KBC Fin Products Int'l Ltd. – Ch Life R Bear CBBC Mar 2010 B	148,000,000	2009/07/30	2010/03/15	119.88
65647	KBC Fin Products Int'l Ltd. – HSI R Bull CBBC Jan 2010 G	318,000,000	2009/07/30	2010/01/28	98.58
65648	KBC Fin Products Int'l Ltd. – HSI R Bull CBBC Feb 2010 O	328,000,000	2009/07/30	2010/02/25	82.00
65630	KBC Fin Products Int'l Ltd. – HSI R Bear CBBC Jan 2010 A	268,000,000	2009/07/30	2010/01/28	67.54
65631	KBC Fin Products Int'l Ltd. – HSI R Bear CBBC Feb 2010 N	218,000,000	2009/07/30	2010/02/25	71.94
65649	KBC Fin Products Int'l Ltd. – SHK Ppt R Bull CBBC Feb 2010 C	208,000,000	2009/07/30	2010/02/17	52.00
65615	Merrill Lynch Int'l & Co. C.V. – HSI R Bull CBBC Feb 2010 B	300,000,000	2009/07/30	2010/02/25	75.00
65616	Merrill Lynch Int'l & Co. C.V. – HSI R Bull CBBC Feb 2010 C	300,000,000	2009/07/30	2010/02/25	75.00
65620	Merrill Lynch Int'l & Co. C.V. – HSI R Bear CBBC Feb 2010 D	300,000,000	2009/07/30	2010/02/25	75.00
65621	Merrill Lynch Int'l & Co. C.V. – HSI R Bear CBBC Feb 2010 E	300,000,000	2009/07/30	2010/02/25	76.50
65634	UBS AG – China Life R Bull CBBC Feb 2010 B	200,000,000	2009/07/30	2010/02/08	50.00
65642	UBS AG – China Life R Bear CBBC Feb 2010 C	200,000,000	2009/07/30	2010/02/08	190.00
65626	UBS AG – Sinopec Corp R Bull CBBC Feb 2010 A	100,000,000	2009/07/30	2010/02/08	25.00
65650	UBS AG – Sinopec Corp R Bear CBBC Feb 2010 B	100,000,000	2009/07/30	2010/02/22	25.50
65651	UBS AG – Sinopec Corp R Bear CBBC Feb 2010 C	100,000,000	2009/07/30	2010/02/22	30.50

Main Board Callable Bull/Bear Contracts

Code	Callable Bull/Bear Contracts	No. of issue (units)	Listing date	Expiry	Amount raised (HK\$ mil.)
65643	UBS AG – A50 China R Bear CBBC Feb 2010 B	200,000,000	2009/07/30	2010/02/22	90.00
65635	UBS AG – HKEx R Bull CBBC Feb 2010 C	200,000,000	2009/07/30	2010/02/08	50.00
65625	UBS AG – HSCEI R Bull CBBC Feb 2010 G	100,000,000	2009/07/30	2010/02/25	25.00
65629	UBS AG – HSCEI R Bear CBBC Feb 2010 H	100,000,000	2009/07/30	2010/02/25	36.00
65652	UBS AG – HSI R Bull CBBC Dec 2009 L	300,000,000	2009/07/30	2009/12/30	75.00
65632	UBS AG – HSI R Bull CBBC Apr 2010 S	300,000,000	2009/07/30	2010/04/29	75.00
65633	UBS AG – HSI R Bull CBBC May 2010 F	400,000,000	2009/07/30	2010/05/28	100.00
65624	UBS AG – HSI R Bear CBBC Feb 2010 N	300,000,000	2009/07/30	2010/02/25	75.00
65636	UBS AG – HSI R Bear CBBC Feb 2010 R	300,000,000	2009/07/30	2010/02/25	75.00
65627	UBS AG – Hutchison R Bull CBBC Feb 2010 B	100,000,000	2009/07/30	2010/02/22	25.00
65637	UBS AG – Ping An R Bear CBBC Feb 2010 D	100,000,000	2009/07/30	2010/02/22	30.00
65628	UBS AG – SHK Ppt R Bull CBBC Feb 2010 I	100,000,000	2009/07/30	2010/02/22	25.00
65638	UBS AG – SHK Ppt R Bear CBBC Jan 2010 J	100,000,000	2009/07/30	2010/01/25	25.00
65639	UBS AG – SHK Ppt R Bear CBBC Feb 2010 J	100,000,000	2009/07/30	2010/02/08	30.00
65640	UBS AG – SHK Ppt R Bear CBBC Feb 2010 K	100,000,000	2009/07/30	2010/02/22	35.00
65641	UBS AG – SHK Ppt R Bear CBBC Feb 2010 L	100,000,000	2009/07/30	2010/02/22	40.00
65675	ABN AMRO Bank N.V. – DJIA R Bull CBBC Dec 2009 A	40,000,000	2009/07/31	2009/12/18	15.76
65676	ABN AMRO Bank N.V. – DJIA R Bull CBBC Dec 2009 B	40,000,000	2009/07/31	2009/12/18	12.72
65680	ABN AMRO Bank N.V. – DJIA R Bear CBBC Dec 2009 C	40,000,000	2009/07/31	2009/12/18	18.24
65681	ABN AMRO Bank N.V. – DJIA R Bear CBBC Dec 2009 D	40,000,000	2009/07/31	2009/12/18	11.96
65712	ABN AMRO Bank N.V. – HSI R Bull CBBC Jan 2010 J	250,000,000	2009/07/31	2010/01/28	62.50
65708	BNP Paribas Arbit Issu B.V. – HSI R Bull CBBC Mar 2010 K	300,000,000	2009/07/31	2010/03/30	75.00
65709	BNP Paribas Arbit Issu B.V. – HSI R Bear CBBC Feb 2010 X	300,000,000	2009/07/31	2010/02/25	75.00
65710	BNP Paribas Arbit Issu B.V. – HSI R Bear CBBC Feb 2010 Y	300,000,000	2009/07/31	2010/02/25	75.00
65700	Credit Suisse – HSI R Bull CBBC Dec 2010 A	190,000,000	2009/07/31	2010/12/30	47.50
65701	Credit Suisse – HSI R Bull CBBC Dec 2010 B	190,000,000	2009/07/31	2010/12/30	47.50
65704	Credit Suisse – HSI R Bear CBBC Dec 2010 C	190,000,000	2009/07/31	2010/12/30	47.50
65705	Credit Suisse – HSI R Bear CBBC Dec 2010 D	190,000,000	2009/07/31	2010/12/30	47.50
65711	Deutsche Bank AG – HSI R Bull CBBC Dec 2009 X	300,000,000	2009/07/31	2009/12/30	75.00
65702	Deutsche Bank AG – HSI R Bear CBBC Apr 2010 M	300,000,000	2009/07/31	2010/04/29	156.00
65703	Deutsche Bank AG – HSI R Bear CBBC Apr 2010 N	300,000,000	2009/07/31	2010/04/29	75.00
65671	HK Bank – HSI R Bull CBBC Mar 2010 D	280,000,000	2009/07/31	2010/03/30	70.00
65672	HK Bank – HSI R Bull CBBC Mar 2010 E	280,000,000	2009/07/31	2010/03/30	70.00
65673	HK Bank – HSI R Bear CBBC May 2010 A	380,000,000	2009/07/31	2010/05/28	95.00
65674	HK Bank – HSI R Bear CBBC May 2010 B	380,000,000	2009/07/31	2010/05/28	95.00
65707	KBC Fin Products Int'l Ltd. – HSI R Bull CBBC Dec 2009 V	268,000,000	2009/07/31	2009/12/30	67.80
65706	KBC Fin Products Int'l Ltd. – HSI R Bear CBBC Jan 2010 B	248,000,000	2009/07/31	2010/01/28	66.96
65698	Macquarie Bank Ltd. – HSI R Bull CBBC Jan 2010 C	300,000,000	2009/07/31	2010/01/28	75.00
65699	Macquarie Bank Ltd. – HSI R Bear CBBC Nov 2009 O	300,000,000	2009/07/31	2009/11/27	75.00
65677	SGA Societe Generale Acceptance N.V – CLife R Bull CBBC Jan10J	100,000,000	2009/07/31	2010/01/20	64.00
65678	SGA Societe Generale Acceptance N.V – CLife R Bull CBBC Jan10K	100,000,000	2009/07/31	2010/01/20	54.00
65679	SGA Societe Generale Acceptance N.V – CLife R Bear CBBC Jan10L	100,000,000	2009/07/31	2010/01/20	48.00
65682	SGA Societe Generale Acceptance N.V – CP&CC R Bull CBBC Jan10C	200,000,000	2009/07/31	2010/01/20	50.00
65683	SGA Societe Generale Acceptance N.V – CP&CC R Bear CBBC Jan10D	200,000,000	2009/07/31	2010/01/20	50.00
65684	SGA Societe Generale Acceptance N.V. – HKEx R Bull CBBC Jan10M	150,000,000	2009/07/31	2010/01/13	37.50

Main Board Callable Bull/Bear Contracts

Code	Callable Bull/Bear Contracts	No. of issue (units)	Listing date	Expiry	Amount raised (HK\$ mil.)
65685	SGA Societe Generale Acceptance N.V. – HKEx R Bull CBBC Jan10N	150,000,000	2009/07/31	2010/01/13	37.50
65686	SGA Societe Generale Acceptance N.V. – HKEx R Bear CBBC Jan10O	150,000,000	2009/07/31	2010/01/13	48.00
65687	SGA Societe Generale Acceptance N.V. – SHK P R Bear CBBC Jan10C	100,000,000	2009/07/31	2010/01/20	26.00
65690	UBS AG – BOCL R Bull CBBC Feb 2010 C	100,000,000	2009/07/31	2010/02/08	25.00
65713	UBS AG – CM Bank R Bull CBBC Feb 2010 C	100,000,000	2009/07/31	2010/02/22	29.50
65718	UBS AG – CM Bank R Bear CBBC Feb 2010 D	100,000,000	2009/07/31	2010/02/22	82.00
65689	UBS AG – R&F R Bull CBBC Jan 2010 A	100,000,000	2009/07/31	2010/01/18	37.00
65688	UBS AG – R&F R Bull CBBC Jan 2010 B	100,000,000	2009/07/31	2010/01/18	27.00
65693	UBS AG – R&F R Bear CBBC Jan 2010 C	100,000,000	2009/07/31	2010/01/18	28.50
65694	UBS AG – R&F R Bear CBBC Jan 2010 D	100,000,000	2009/07/31	2010/01/18	38.50
65715	UBS AG – HKEx R Bull CBBC Feb 2010 D	200,000,000	2009/07/31	2010/02/22	50.00
65716	UBS AG – HSI R Bull CBBC Feb 2010 S	300,000,000	2009/07/31	2010/02/25	75.00
65717	UBS AG – HSI R Bull CBBC Mar 2010 Y	300,000,000	2009/07/31	2010/03/30	75.00
65697	UBS AG – HSI R Bear CBBC Jan 2010 Y	300,000,000	2009/07/31	2010/01/28	75.00
65714	UBS AG – Jiangxi Copper R Bull CBBC Feb 2010 C	100,000,000	2009/07/31	2010/02/22	28.50
65719	UBS AG – Jiangxi Copper R Bear CBBC Feb 2010 D	100,000,000	2009/07/31	2010/02/22	42.00
65691	UBS AG – Shimao R Bull CBBC Jan 2010 A	100,000,000	2009/07/31	2010/01/18	33.50
65692	UBS AG – Shimao R Bull CBBC Jan 2010 B	100,000,000	2009/07/31	2010/01/18	25.00
65695	UBS AG – Shimao R Bear CBBC Jan 2010 C	100,000,000	2009/07/31	2010/01/18	32.00
65696	UBS AG – Shimao R Bear CBBC Jan 2010 D	100,000,000	2009/07/31	2010/01/18	42.00
65764	ABN AMRO Bank N.V. – A50 China R Bull CBBC Jan 2010 H	80,000,000	2009/08/03	2010/01/18	20.00
65765	ABN AMRO Bank N.V. – A50 China R Bull CBBC Jan 2010 I	80,000,000	2009/08/03	2010/01/18	20.00
65768	ABN AMRO Bank N.V. – A50 China R Bull CBBC Jan 2010 J	80,000,000	2009/08/03	2010/01/18	20.08
65769	ABN AMRO Bank N.V. – A50 China R Bull CBBC Jan 2010 K	80,000,000	2009/08/03	2010/01/18	20.08
65774	ABN AMRO Bank N.V. – A50 China R Bear CBBC Jan 2010 L	80,000,000	2009/08/03	2010/01/18	20.16
65775	ABN AMRO Bank N.V. – A50 China R Bear CBBC Jan 2010 M	80,000,000	2009/08/03	2010/01/18	20.96
65776	ABN AMRO Bank N.V. – A50 China R Bear CBBC Jan 2010 N	80,000,000	2009/08/03	2010/01/18	24.00
65777	ABN AMRO Bank N.V. – A50 China R Bear CBBC Jan 2010 O	80,000,000	2009/08/03	2010/01/18	32.08
65770	ABN AMRO Bank N.V. – HSCEI R Bull CBBC Dec 2009 H	250,000,000	2009/08/03	2009/12/30	62.50
65771	ABN AMRO Bank N.V. – HSCEI R Bull CBBC Dec 2009 I	250,000,000	2009/08/03	2009/12/30	62.50
65772	ABN AMRO Bank N.V. – HSI R Bull CBBC Dec 2009 S	250,000,000	2009/08/03	2009/12/30	62.50
65773	ABN AMRO Bank N.V. – HSI R Bull CBBC Dec 2009 Y	250,000,000	2009/08/03	2009/12/30	62.50
65778	ABN AMRO Bank N.V. – HSI R Bear CBBC Dec 2009 A	250,000,000	2009/08/03	2009/12/30	62.50
65780	ABN AMRO Bank N.V. – HSI R Bear CBBC Dec 2009 H	250,000,000	2009/08/03	2009/12/30	62.50
65779	ABN AMRO Bank N.V. – HSI R Bear CBBC Dec 2009 O	250,000,000	2009/08/03	2009/12/30	62.50
65729	BNP Paribas Arbit Issu B.V. – HSI R Bull CBBC Feb 2010 Z	300,000,000	2009/08/03	2010/02/25	75.00
65730	BNP Paribas Arbit Issu B.V. – HSI R Bear CBBC Mar 2010 L	300,000,000	2009/08/03	2010/03/30	75.00
65731	BNP Paribas Arbit Issu B.V. – HSI R Bear CBBC Mar 2010 M	300,000,000	2009/08/03	2010/03/30	75.00
65759	Deutsche Bank AG – China Life R Bull CBBC Dec 2009 J	200,000,000	2009/08/03	2009/12/21	88.00
65760	Deutsche Bank AG – China Life R Bull CBBC Dec 2009 K	200,000,000	2009/08/03	2009/12/21	50.00
65761	Deutsche Bank AG – A50 China R Bull CBBC Jan 2010 F	200,000,000	2009/08/03	2010/01/19	52.00
65740	Deutsche Bank AG – HSI R Bull CBBC Feb 2010 Y	300,000,000	2009/08/03	2010/02/25	75.00
65744	Deutsche Bank AG – HSI R Bear CBBC Mar 2010 Q	300,000,000	2009/08/03	2010/03/30	81.00
65745	Deutsche Bank AG – HSI R Bear CBBC Mar 2010 R	300,000,000	2009/08/03	2010/03/30	78.00
65762	Goldman Sachs SP (Asia) – HSI R Bull CBBC Feb 2010 X	200,000,000	2009/08/03	2010/02/25	50.00

Main Board Callable Bull/Bear Contracts

Code	Callable Bull/Bear Contracts	No. of issue (units)	Listing date	Expiry	Amount raised (HK\$ mil.)
65763	Goldman Sachs SP (Asia) – HSI R Bull CBBC Mar 2010 W	200,000,000	2009/08/03	2010/03/30	50.00
65766	Goldman Sachs SP (Asia) – HSI R Bear CBBC Feb 2010 Y	200,000,000	2009/08/03	2010/02/25	50.00
65767	Goldman Sachs SP (Asia) – HSI R Bear CBBC Mar 2010 X	200,000,000	2009/08/03	2010/03/30	50.00
65751	KBC Fin Products Int'l Ltd. – HSI R Bull CBBC Dec 2009 X	268,000,000	2009/08/03	2009/12/30	67.00
65752	KBC Fin Products Int'l Ltd. – HSI R Bull CBBC Jan 2010 C	248,000,000	2009/08/03	2010/01/28	86.80
65720	SGA Societe Generale Acceptance N.V – BOCOM R Bull CBBC Jan10F	100,000,000	2009/08/03	2010/01/20	25.00
65721	SGA Societe Generale Acceptance N.V – BOCOM R Bear CBBC Jan10G	100,000,000	2009/08/03	2010/01/20	25.00
65722	SGA Societe Generale Acceptance N.V. – CCB R Bull CBBC Jan10F	200,000,000	2009/08/03	2010/01/20	50.00
65723	SGA Societe Generale Acceptance N.V – CLife R Bull CBBC Jan10M	100,000,000	2009/08/03	2010/01/20	45.00
65724	SGA Societe Generale Acceptance N.V – CLife R Bear CBBC Jan10N	100,000,000	2009/08/03	2010/01/20	56.00
65725	SGA Societe Generale Acceptance N.V – CNOOC R Bull CBBC Jan10C	200,000,000	2009/08/03	2010/01/13	50.00
65737	SGA Societe Generale Acceptance N.V. – HSI R Bull CBBC Mar10D	300,000,000	2009/08/03	2010/03/30	75.00
65738	SGA Societe Generale Acceptance N.V. – HSI R Bull CBBC Mar10E	300,000,000	2009/08/03	2010/03/30	75.00
65739	SGA Societe Generale Acceptance N.V. – HSI R Bull CBBC Mar10F	300,000,000	2009/08/03	2010/03/30	75.00
65741	SGA Societe Generale Acceptance N.V. – HSI R Bear CBBC Mar10G	300,000,000	2009/08/03	2010/03/30	79.50
65742	SGA Societe Generale Acceptance N.V. – HSI R Bear CBBC Mar10H	300,000,000	2009/08/03	2010/03/30	75.00
65743	SGA Societe Generale Acceptance N.V. – HSI R Bear CBBC Mar10I	300,000,000	2009/08/03	2010/03/30	75.00
65726	SGA Societe Generale Acceptance N.V – PetCh R Bull CBBC Jan10H	150,000,000	2009/08/03	2010/01/13	37.50
65727	SGA Societe Generale Acceptance NV – PingAn R Bull CBBC Jan10C	200,000,000	2009/08/03	2010/01/20	50.00
65728	SGA Societe Generale Acceptance NV – PingAn R Bear CBBC Jan10D	200,000,000	2009/08/03	2010/01/20	50.00
65747	UBS AG – CC Bank R Bull CBBC Feb 2010 C	100,000,000	2009/08/03	2010/02/22	25.00
65753	UBS AG – CCHC R Bull CBBC Mar 2010 B	100,000,000	2009/08/03	2010/03/01	25.00
65749	UBS AG – CNOOC R Bull CBBC Feb 2010 D	100,000,000	2009/08/03	2010/02/22	25.00
65748	UBS AG – Sinopec Corp R Bull CBBC Feb 2010 D	100,000,000	2009/08/03	2010/02/08	25.00
65755	UBS AG – A50 China R Bull CBBC Feb 2010 C	200,000,000	2009/08/03	2010/02/22	50.00
65756	UBS AG – A50 China R Bear CBBC Mar 2010 A	200,000,000	2009/08/03	2010/03/01	82.00
65754	UBS AG – HKEX R Bear CBBC Feb 2010 E	200,000,000	2009/08/03	2010/02/22	75.00
65746	UBS AG – HSI R Bull CBBC Dec 2009 T	300,000,000	2009/08/03	2009/12/30	75.00
65757	UBS AG – HSI R Bull CBBC Jan 2010 W	300,000,000	2009/08/03	2010/01/28	75.00
65758	UBS AG – HSI R Bull CBBC Feb 2010 T	300,000,000	2009/08/03	2010/02/25	75.00
65732	UBS AG – HSI R Bear CBBC Dec 2009 O	400,000,000	2009/08/03	2009/12/30	100.00
65733	UBS AG – HSI R Bear CBBC Feb 2010 H	300,000,000	2009/08/03	2010/02/25	75.00
65734	UBS AG – HSI R Bear CBBC Apr 2010 T	300,000,000	2009/08/03	2010/04/29	75.00
65735	UBS AG – HSI R Bear CBBC Apr 2010 U	300,000,000	2009/08/03	2010/04/29	75.00
65736	UBS AG – HSI R Bear CBBC May 2010 G	300,000,000	2009/08/03	2010/05/28	75.00
65750	UBS AG – Petrochina R Bull CBBC Feb 2010 C	100,000,000	2009/08/03	2010/02/22	25.00
64651#	SGA Societe Generale Acceptance N.V. – CMob R Bull CBBC Jan10A	100,000,000	2009/08/03	2010/01/13	17.40
65833	ABN AMRO Bank N.V. – A50 China R Bull CBBC Jan 2010 P	80,000,000	2009/08/04	2010/01/18	20.00
65834	ABN AMRO Bank N.V. – A50 China R Bull CBBC Jan 2010 Q	80,000,000	2009/08/04	2010/01/18	20.00
65837	ABN AMRO Bank N.V. – A50 China R Bear CBBC Jan 2010 R	80,000,000	2009/08/04	2010/01/18	24.88
65838	ABN AMRO Bank N.V. – A50 China R Bear CBBC Jan 2010 S	80,000,000	2009/08/04	2010/01/18	26.72
65835	ABN AMRO Bank N.V. – HSCEI R Bull CBBC Dec 2009 J	100,000,000	2009/08/04	2009/12/30	25.00
65839	ABN AMRO Bank N.V. – HSCEI R Bear CBBC Dec 2009 K	100,000,000	2009/08/04	2009/12/30	25.00
65836	ABN AMRO Bank N.V. – HSI R Bull CBBC Dec 2009 R	250,000,000	2009/08/04	2009/12/30	62.50
65850	BNP Paribas Arbit Issu B.V. – HSI R Bull CBBC Feb 2010 C	300,000,000	2009/08/04	2010/02/25	75.00

Main Board Callable Bull/Bear Contracts

Code	Callable Bull/Bear Contracts	No. of issue (units)	Listing date	Expiry	Amount raised (HK\$ mil.)
65851	BNP Paribas Arbit Issu B.V. – HSI R Bull CBBC Feb 2010 D	300,000,000	2009/08/04	2010/02/25	75.00
65852	BNP Paribas Arbit Issu B.V. – HSI R Bear CBBC Mar 2010 N	300,000,000	2009/08/04	2010/03/30	75.00
65799	Deutsche Bank AG – HSI R Bull CBBC Jan 2010 E	300,000,000	2009/08/04	2010/01/28	75.00
65840	Deutsche Bank AG – HSI R Bull CBBC Jan 2010 I	300,000,000	2009/08/04	2010/01/28	75.00
65841	Deutsche Bank AG – HSI R Bear CBBC Mar 2010 S	300,000,000	2009/08/04	2010/03/30	96.00
65842	Deutsche Bank AG – HSI R Bear CBBC Mar 2010 T	300,000,000	2009/08/04	2010/03/30	120.00
65843	Deutsche Bank AG – HSI R Bear CBBC Apr 2010 O	300,000,000	2009/08/04	2010/04/29	81.00
65816	Goldman Sachs SP (Asia) – HSI R Bull CBBC Feb 2010 W	200,000,000	2009/08/04	2010/02/25	50.00
65817	Goldman Sachs SP (Asia) – HSI R Bull CBBC Mar 2010 Z	200,000,000	2009/08/04	2010/03/30	50.00
65818	Goldman Sachs SP (Asia) – HSI R Bull CBBC Apr 2010 C	200,000,000	2009/08/04	2010/04/29	50.00
65812	Goldman Sachs SP (Asia) – HSI R Bear CBBC Feb 2010 P	200,000,000	2009/08/04	2010/02/25	50.00
65813	Goldman Sachs SP (Asia) – HSI R Bear CBBC Mar 2010 Y	200,000,000	2009/08/04	2010/03/30	50.00
65814	Goldman Sachs SP (Asia) – HSI R Bear CBBC Apr 2010 A	200,000,000	2009/08/04	2010/04/29	50.00
65815	Goldman Sachs SP (Asia) – HSI R Bear CBBC Apr 2010 B	200,000,000	2009/08/04	2010/04/29	50.00
65795	HK Bank – A50 R Bull CBBC Mar 2010 B	120,000,000	2009/08/04	2010/03/18	34.80
65796	HK Bank – A50 R Bull CBBC Mar 2010 C	120,000,000	2009/08/04	2010/03/18	30.00
65791	HK Bank – A50 R Bear CBBC Mar 2010 A	80,000,000	2009/08/04	2010/03/18	25.60
65792	HK Bank – HSI R Bull CBBC Jun 2010 A	280,000,000	2009/08/04	2010/06/29	70.00
65793	HK Bank – HSI R Bull CBBC Jun 2010 B	280,000,000	2009/08/04	2010/06/29	70.00
65845	KBC Fin Products Int'l Ltd. – HKEx R Bull CBBC Dec 2009 E	188,000,000	2009/08/04	2009/12/01	48.88
65846	KBC Fin Products Int'l Ltd. – HKEx R Bear CBBC Feb 2010 A	188,000,000	2009/08/04	2010/02/01	60.16
65847	KBC Fin Products Int'l Ltd. – HKEx R Bear CBBC Mar 2010 A	188,000,000	2009/08/04	2010/03/01	78.96
65848	KBC Fin Products Int'l Ltd. – HSI R Bull CBBC Dec 2009 W	308,000,000	2009/08/04	2009/12/30	77.00
65849	KBC Fin Products Int'l Ltd. – HSI R Bull CBBC Jan 2010 E	208,000,000	2009/08/04	2010/01/28	52.00
65794	KBC Fin Products Int'l Ltd. – HSI R Bear CBBC Feb 2010 P	308,000,000	2009/08/04	2010/02/25	77.00
65798	KBC Fin Products Int'l Ltd. – HSI R Bear CBBC Feb 2010 Q	208,000,000	2009/08/04	2010/02/25	52.00
65844	KBC Fin Products Int'l Ltd. – SHK Ppt R Bear CBBC Feb 2010 D	188,000,000	2009/08/04	2010/02/01	69.56
65781	CC Rabobank B.A. – HSI R Bull CBBC Feb 2010 J	180,000,000	2009/08/04	2010/02/25	45.00
65782	CC Rabobank B.A. – HSI R Bull CBBC Feb 2010 K	180,000,000	2009/08/04	2010/02/25	45.00
65783	CC Rabobank B.A. – HSI R Bull CBBC Feb 2010 L	180,000,000	2009/08/04	2010/02/25	45.00
65785	CC Rabobank B.A. – HSI R Bull CBBC Feb 2010 O	180,000,000	2009/08/04	2010/02/25	45.00
65784	CC Rabobank B.A. – HSI R Bull CBBC Feb 2010 P	180,000,000	2009/08/04	2010/02/25	45.00
65788	CC Rabobank B.A. – HSI R Bear CBBC Feb 2010 Q	180,000,000	2009/08/04	2010/02/25	45.00
65789	CC Rabobank B.A. – HSI R Bear CBBC Feb 2010 R	180,000,000	2009/08/04	2010/02/25	45.00
65790	CC Rabobank B.A. – HSI R Bear CBBC Feb 2010 S	180,000,000	2009/08/04	2010/02/25	45.00
65786	CC Rabobank B.A. – HSI R Bear CBBC Mar 2010 U	180,000,000	2009/08/04	2010/03/30	45.00
65787	CC Rabobank B.A. – HSI R Bear CBBC Mar 2010 V	180,000,000	2009/08/04	2010/03/30	45.00
65802	UBS AG – CHALCO R Bull CBBC Feb 2010 C	100,000,000	2009/08/04	2010/02/22	25.00
65806	UBS AG – CHALCO R Bear CBBC Feb 2010 D	100,000,000	2009/08/04	2010/02/22	25.00
65807	UBS AG – CHALCO R Bear CBBC Feb 2010 E	100,000,000	2009/08/04	2010/02/22	31.50
65821	UBS AG – China Mobile R Bull CBBC Feb 2010 B	200,000,000	2009/08/04	2010/02/22	50.00
65803	UBS AG – CCHC R Bull CBBC Mar 2010 C	100,000,000	2009/08/04	2010/03/01	25.00
65808	UBS AG – CCHC R Bear CBBC Mar 2010 D	100,000,000	2009/08/04	2010/03/01	32.00
65809	UBS AG – CCHC R Bear CBBC Mar 2010 E	100,000,000	2009/08/04	2010/03/01	42.00
65820	UBS AG – China Life R Bull CBBC Feb 2010 D	200,000,000	2009/08/04	2010/02/22	50.00

Main Board Callable Bull/Bear Contracts

Code	Callable Bull/Bear Contracts	No. of issue (units)	Listing date	Expiry	Amount raised (HK\$ mil.)
65824	UBS AG – China Life R Bear CBBC Mar 2010 A	200,000,000	2009/08/04	2010/03/01	174.00
65819	UBS AG – CNOOC R Bull CBBC Feb 2010 E	100,000,000	2009/08/04	2010/02/22	25.00
65823	UBS AG – A50 China R Bull CBBC Feb 2010 D	200,000,000	2009/08/04	2010/02/22	50.00
65822	UBS AG – HKEx R Bull CBBC Feb 2010 G	200,000,000	2009/08/04	2010/02/22	50.00
65801	UBS AG – HKEx R Bear CBBC Feb 2010 F	200,000,000	2009/08/04	2010/02/22	85.00
65826	UBS AG – HSI R Bull CBBC Feb 2010 G	300,000,000	2009/08/04	2010/02/25	75.00
65828	UBS AG – HSI R Bull CBBC Mar 2010 B	300,000,000	2009/08/04	2010/03/30	75.00
65827	UBS AG – HSI R Bull CBBC Mar 2010 K	300,000,000	2009/08/04	2010/03/30	75.00
65829	UBS AG – HSI R Bull CBBC Apr 2010 V	300,000,000	2009/08/04	2010/04/29	75.00
65830	UBS AG – HSI R Bull CBBC Apr 2010 W	300,000,000	2009/08/04	2010/04/29	75.00
65831	UBS AG – HSI R Bull CBBC May 2010 H	400,000,000	2009/08/04	2010/05/28	100.00
65832	UBS AG – HSI R Bull CBBC May 2010 I	400,000,000	2009/08/04	2010/05/28	100.00
65797	UBS AG – HSI R Bear CBBC Dec 2009 Q	300,000,000	2009/08/04	2009/12/30	75.00
65800	UBS AG – HSI R Bear CBBC Mar 2010 L	300,000,000	2009/08/04	2010/03/30	75.00
65804	UBS AG – Jiangxi Copper R Bull CBBC Mar 2010 C	100,000,000	2009/08/04	2010/03/01	32.50
65805	UBS AG – Jiangxi Copper R Bull CBBC Mar 2010 D	100,000,000	2009/08/04	2010/03/01	25.00
65810	UBS AG – Jiangxi Copper R Bear CBBC Mar 2010 E	100,000,000	2009/08/04	2010/03/01	38.00
65811	UBS AG – Jiangxi Copper R Bear CBBC Mar 2010 F	100,000,000	2009/08/04	2010/03/01	48.00
65885	ABN AMRO Bank N.V. – A50 China R Bear CBBC Jan 2010 T	80,000,000	2009/08/05	2010/01/18	20.00
65886	ABN AMRO Bank N.V. – HSI R Bear CBBC Dec 2009 J	250,000,000	2009/08/05	2009/12/30	62.50
65891	Deutsche Bank AG – A50 China R Bear CBBC Jan 2010 G	150,000,000	2009/08/05	2010/01/12	37.50
65876	Deutsche Bank AG – HSI R Bear CBBC Feb 2010 G	300,000,000	2009/08/05	2010/02/25	81.00
65877	Deutsche Bank AG – HSI R Bear CBBC Feb 2010 L	300,000,000	2009/08/05	2010/02/25	75.00
65887	Deutsche Bank AG – HSI R Bear CBBC Feb 2010 Q	300,000,000	2009/08/05	2010/02/25	75.00
65889	Goldman Sachs SP (Asia) – HSI R Bear CBBC Mar 2010 A	200,000,000	2009/08/05	2010/03/30	50.00
65890	Goldman Sachs SP (Asia) – HSI R Bear CBBC Mar 2010 B	200,000,000	2009/08/05	2010/03/30	50.00
65881	KBC Fin Products Int'l Ltd. – Ch Life R Bear CBBC Dec 2009 D	168,000,000	2009/08/05	2009/12/10	57.12
65882	KBC Fin Products Int'l Ltd. – HSI R Bear CBBC Jan 2010 J	248,000,000	2009/08/05	2010/01/28	62.00
65863	Macquarie Bank Ltd. – HSI R Bull CBBC Jan 2010 D	300,000,000	2009/08/05	2010/01/28	75.00
65862	Macquarie Bank Ltd. – HSI R Bear CBBC Dec 2009 J	300,000,000	2009/08/05	2009/12/30	75.30
65868	SGA Societe Generale Acceptance N.V. – CMob R Bull CBBC Jan10F	300,000,000	2009/08/05	2010/01/13	75.00
65866	SGA Societe Generale Acceptance N.V. – CCHC R Bull CBBC Jan10F	100,000,000	2009/08/05	2010/01/13	32.00
65867	SGA Societe Generale Acceptance N.V. – CCHC R Bear CBBC Jan10G	100,000,000	2009/08/05	2010/01/13	39.00
65864	SGA Societe Generale Acceptance N.V. – CCoal R Bull CBBC Jan10E	100,000,000	2009/08/05	2010/01/13	33.00
65865	SGA Societe Generale Acceptance N.V. – CCoal R Bear CBBC Jan10F	100,000,000	2009/08/05	2010/01/13	38.00
65869	SGA Societe Generale Acceptance N.V. – A50 R Bull CBBC Jan10R	150,000,000	2009/08/05	2010/01/20	39.00
65870	SGA Societe Generale Acceptance N.V. – A50 R Bull CBBC Jan10S	150,000,000	2009/08/05	2010/01/20	37.50
65871	SGA Societe Generale Acceptance N.V. – A50 R Bear CBBC Jan10T	150,000,000	2009/08/05	2010/01/20	42.00
65853	SGA Societe Generale Acceptance N.V. – HSI R Bull CBBC Mar10J	300,000,000	2009/08/05	2010/03/30	75.00
65854	SGA Societe Generale Acceptance N.V. – HSI R Bull CBBC Mar10K	300,000,000	2009/08/05	2010/03/30	75.00
65855	SGA Societe Generale Acceptance N.V. – HSI R Bull CBBC Mar10L	300,000,000	2009/08/05	2010/03/30	75.00
65856	SGA Societe Generale Acceptance N.V. – HSI R Bull CBBC Mar10M	300,000,000	2009/08/05	2010/03/30	75.00
65857	SGA Societe Generale Acceptance N.V. – HSI R Bull CBBC Mar10N	300,000,000	2009/08/05	2010/03/30	75.00
65858	SGA Societe Generale Acceptance N.V. – HSI R Bull CBBC Mar10O	300,000,000	2009/08/05	2010/03/30	75.00
65859	SGA Societe Generale Acceptance N.V. – HSI R Bear CBBC Mar10P	300,000,000	2009/08/05	2010/03/30	79.50

Main Board Callable Bull/Bear Contracts

Code	Callable Bull/Bear Contracts	No. of issue (units)	Listing date	Expiry	Amount raised (HK\$ mil.)
65860	SGA Societe Generale Acceptance N.V. – HSI R Bear CBBC Mar10Q	300,000,000	2009/08/05	2010/03/30	75.00
65861	SGA Societe Generale Acceptance N.V. – HSI R Bear CBBC Mar10R	300,000,000	2009/08/05	2010/03/30	75.00
65878	SGA Societe Generale Acceptance N.V. – HSI R Bear CBBC Mar10S	300,000,000	2009/08/05	2010/03/30	106.50
65879	SGA Societe Generale Acceptance N.V. – HSI R Bear CBBC Mar10T	300,000,000	2009/08/05	2010/03/30	75.00
65880	SGA Societe Generale Acceptance N.V. – HSI R Bear CBBC Mar10U	300,000,000	2009/08/05	2010/03/30	96.00
65872	SGA Societe Generale Acceptance NV – JiangC R Bull CBBC Jan10C	50,000,000	2009/08/05	2010/01/20	21.00
65873	SGA Societe Generale Acceptance NV – JiangC R Bear CBBC Jan10D	50,000,000	2009/08/05	2010/01/20	25.00
65874	UBS AG – HSCEI R Bull CBBC Feb 2010 I	100,000,000	2009/08/05	2010/02/25	25.00
65875	UBS AG – HSI R Bull CBBC Feb 2010 O	300,000,000	2009/08/05	2010/02/25	75.00
65883	UBS AG – HSI R Bear CBBC Feb 2010 X	300,000,000	2009/08/05	2010/02/25	75.00
65884	UBS AG – HSI R Bear CBBC Mar 2010 R	300,000,000	2009/08/05	2010/03/30	75.00
65888	UBS AG – HSI R Bear CBBC May 2010 J	400,000,000	2009/08/05	2010/05/28	100.00
65895	Deutsche Bank AG – China Mobile R Bull CBBC Jan 2010 A	150,000,000	2009/08/06	2010/01/19	39.00
65899	Deutsche Bank AG – China Mobile R Bear CBBC Jan 2010 B	150,000,000	2009/08/06	2010/01/19	48.00
65901	Deutsche Bank AG – China Life R Bull CBBC Jan 2010 F	150,000,000	2009/08/06	2010/01/19	79.50
65896	Deutsche Bank AG – HSI R Bull CBBC Apr 2010 P	300,000,000	2009/08/06	2010/04/29	75.00
65897	Deutsche Bank AG – HSI R Bear CBBC Jan 2010 O	300,000,000	2009/08/06	2010/01/28	78.00
65898	Deutsche Bank AG – HSI R Bear CBBC Jan 2010 Q	300,000,000	2009/08/06	2010/01/28	87.00
65892	Merrill Lynch Int'l & Co. C.V. – HSI R Bull CBBC Feb 2010 F	300,000,000	2009/08/06	2010/02/25	75.00
65893	Merrill Lynch Int'l & Co. C.V. – HSI R Bull CBBC Feb 2010 G	300,000,000	2009/08/06	2010/02/25	75.00
65894	Merrill Lynch Int'l & Co. C.V. – HSI R Bull CBBC Feb 2010 H	300,000,000	2009/08/06	2010/02/25	75.00
65900	UBS AG – HSI R Bear CBBC Feb 2010 Y	300,000,000	2009/08/06	2010/02/25	75.00
64130*	SGA Societe Generale Acceptance N.V. – CMob R Bull CBBC Dec09D	100,000,000	2009/08/06	2009/12/23	19.90
65952	ABN AMRO Bank N.V. – HSI R Bull CBBC Jan 2010 K	250,000,000	2009/08/07	2010/01/28	62.50
65953	ABN AMRO Bank N.V. – HSI R Bull CBBC Jan 2010 L	250,000,000	2009/08/07	2010/01/28	62.50
65957	ABN AMRO Bank N.V. – HSI R Bear CBBC Jan 2010 M	250,000,000	2009/08/07	2010/01/28	62.50
65958	ABN AMRO Bank N.V. – HSI R Bear CBBC Jan 2010 N	250,000,000	2009/08/07	2010/01/28	62.50
65922	Credit Suisse – HSI R Bull CBBC Dec 2009 A	200,000,000	2009/08/07	2009/12/30	100.00
65923	Credit Suisse – HSI R Bull CBBC Dec 2009 B	200,000,000	2009/08/07	2009/12/30	80.00
65924	Credit Suisse – HSI R Bull CBBC Dec 2009 C	200,000,000	2009/08/07	2009/12/30	70.00
65925	Credit Suisse – HSI R Bull CBBC Dec 2009 D	200,000,000	2009/08/07	2009/12/30	60.00
65926	Credit Suisse – HSI R Bull CBBC Dec 2009 E	200,000,000	2009/08/07	2009/12/30	50.00
65927	Credit Suisse – HSI R Bull CBBC Dec 2009 F	200,000,000	2009/08/07	2009/12/30	50.00
65928	Credit Suisse – HSI R Bull CBBC Dec 2009 G	200,000,000	2009/08/07	2009/12/30	50.00
65929	Credit Suisse – HSI R Bull CBBC Dec 2009 H	200,000,000	2009/08/07	2009/12/30	50.00
65930	Credit Suisse – HSI R Bear CBBC Dec 2009 I	200,000,000	2009/08/07	2009/12/30	50.00
65931	Credit Suisse – HSI R Bear CBBC Dec 2009 J	200,000,000	2009/08/07	2009/12/30	50.00
65932	Credit Suisse – HSI R Bear CBBC Dec 2009 K	200,000,000	2009/08/07	2009/12/30	50.00
65933	Credit Suisse – HSI R Bear CBBC Dec 2009 L	200,000,000	2009/08/07	2009/12/30	50.00
65934	Credit Suisse – HSI R Bear CBBC Dec 2009 M	200,000,000	2009/08/07	2009/12/30	50.00
65935	Credit Suisse – HSI R Bear CBBC Dec 2009 N	200,000,000	2009/08/07	2009/12/30	60.00
65936	Credit Suisse – HSI R Bear CBBC Dec 2009 O	200,000,000	2009/08/07	2009/12/30	70.00
65921	Deutsche Bank AG – HKEx R Bear CBBC Jan 2010 D	150,000,000	2009/08/07	2010/01/19	52.50
65920	Deutsche Bank AG – HSI R Bull CBBC Feb 2010 W	300,000,000	2009/08/07	2010/02/25	75.00
65951	Deutsche Bank AG – HSI R Bear CBBC Dec 2009 Y	300,000,000	2009/08/07	2009/12/30	75.00

Main Board Callable Bull/Bear Contracts

Code	Callable Bull/Bear Contracts	No. of issue (units)	Listing date	Expiry	Amount raised (HK\$ mil.)
65917	KBC Fin Products Int'l Ltd. – HSI R Bear CBBC Mar 2010 L	248,000,000	2009/08/07	2010/03/30	62.00
65904	SGA Societe Generale Acceptance N.V. – BOCL R Bull CBBC Jan10E	200,000,000	2009/08/07	2010/01/20	50.00
65902	SGA Societe Generale Acceptance N.V. – CMB R Bull CBBC Feb 10C	100,000,000	2009/08/07	2010/02/10	38.00
65906	SGA Societe Generale Acceptance N.V. – CMB R Bear CBBC Feb 10D	100,000,000	2009/08/07	2010/02/10	56.00
65903	SGA Societe Generale Acceptance N.V. – CShen R Bull CBBC Jan10D	50,000,000	2009/08/07	2010/01/20	42.50
65907	SGA Societe Generale Acceptance N.V. – CShen R Bear CBBC Jan10E	50,000,000	2009/08/07	2010/01/20	53.00
65908	SGA Societe Generale Acceptance N.V. – HSI R Bear CBBC Mar10V	300,000,000	2009/08/07	2010/03/30	75.00
65909	SGA Societe Generale Acceptance N.V. – HSI R Bear CBBC Mar10W	300,000,000	2009/08/07	2010/03/30	75.00
65910	SGA Societe Generale Acceptance N.V. – HSI R Bear CBBC Mar10X	300,000,000	2009/08/07	2010/03/30	75.00
65911	SGA Societe Generale Acceptance N.V. – HSI R Bear CBBC Mar10Y	300,000,000	2009/08/07	2010/03/30	75.00
65912	SGA Societe Generale Acceptance N.V. – HSI R Bear CBBC Mar10Z	300,000,000	2009/08/07	2010/03/30	120.00
65905	SGA Societe Generale Acceptance N.V. – SHK P R Bull CBBC Jan10D	100,000,000	2009/08/07	2010/01/20	25.00
65938	UBS AG – BankComm R Bull CBBC Jan 2010 B	100,000,000	2009/08/07	2010/01/11	25.00
65944	UBS AG – BankComm R Bear CBBC Jan 2010 C	100,000,000	2009/08/07	2010/01/11	25.00
65940	UBS AG – China Coal R Bull CBBC Jan 2010 A	100,000,000	2009/08/07	2010/01/04	25.00
65946	UBS AG – China Coal R Bear CBBC Jan 2010 B	100,000,000	2009/08/07	2010/01/04	25.00
65947	UBS AG – China Coal R Bear CBBC Jan 2010 C	100,000,000	2009/08/07	2010/01/04	35.00
65939	UBS AG – Cheung Kong R Bull CBBC Feb 2010 I	100,000,000	2009/08/07	2010/02/22	25.00
65945	UBS AG – Cheung Kong R Bear CBBC Feb 2010 J	100,000,000	2009/08/07	2010/02/22	31.50
65949	UBS AG – HKEx R Bear CBBC Feb 2010 H	200,000,000	2009/08/07	2010/02/22	91.00
65941	UBS AG – HSBC R Bull CBBC Apr 2010 B	100,000,000	2009/08/07	2010/04/12	25.00
65948	UBS AG – HSBC R Bear CBBC Apr 2010 C	100,000,000	2009/08/07	2010/04/12	28.50
65913	UBS AG – HSCEI R Bull CBBC Feb 2010 J	100,000,000	2009/08/07	2010/02/25	25.00
65914	UBS AG – HSCEI R Bull CBBC Feb 2010 K	100,000,000	2009/08/07	2010/02/25	25.00
65918	UBS AG – HSCEI R Bear CBBC Feb 2010 L	100,000,000	2009/08/07	2010/02/25	25.00
65919	UBS AG – HSCEI R Bear CBBC Feb 2010 M	100,000,000	2009/08/07	2010/02/25	25.00
65937	UBS AG – HSI R Bull CBBC Feb 2010 R	300,000,000	2009/08/07	2010/02/25	75.00
65915	UBS AG – HSI R Bear CBBC Jan 2010 Y	300,000,000	2009/08/07	2010/01/28	75.00
65916	UBS AG – HSI R Bear CBBC Feb 2010 N	300,000,000	2009/08/07	2010/02/25	75.00
65943	UBS AG – HSI R Bear CBBC Feb 2010 Z	300,000,000	2009/08/07	2010/02/25	75.00
65942	UBS AG – SHK Ppt R Bull CBBC Feb 2010 M	100,000,000	2009/08/07	2010/02/22	25.00
65950	UBS AG – SHK Ppt R Bear CBBC Feb 2010 N	100,000,000	2009/08/07	2010/02/22	39.00
65978	ABN AMRO Bank N.V. – A50 China R Bull CBBC Jan 2010 U	80,000,000	2009/08/10	2010/01/18	20.00
65979	ABN AMRO Bank N.V. – HSI R Bull CBBC Jan 2010 Q	250,000,000	2009/08/10	2010/01/28	62.50
65980	ABN AMRO Bank N.V. – HSI R Bear CBBC Jan 2010 O	250,000,000	2009/08/10	2010/01/28	62.50
65981	ABN AMRO Bank N.V. – HSI R Bear CBBC Jan 2010 P	250,000,000	2009/08/10	2010/01/28	62.50
66020	Credit Suisse – China Mobile R Bull CBBC Jan 2010 A	200,000,000	2009/08/10	2010/01/11	50.00
66021	Credit Suisse – China Mobile R Bull CBBC Jan 2010 B	200,000,000	2009/08/10	2010/01/11	50.00
66022	Credit Suisse – China Mobile R Bull CBBC Jan 2010 C	200,000,000	2009/08/10	2010/01/11	50.00
66023	Credit Suisse – China Mobile R Bear CBBC Jan 2010 D	200,000,000	2009/08/10	2010/01/11	50.00
66024	Credit Suisse – China Mobile R Bear CBBC Jan 2010 E	200,000,000	2009/08/10	2010/01/11	50.00
66025	Credit Suisse – China Mobile R Bear CBBC Jan 2010 F	200,000,000	2009/08/10	2010/01/11	50.00
66014	Credit Suisse – A50 China R Bull CBBC Jan 2010 A	200,000,000	2009/08/10	2010/01/11	50.00
66015	Credit Suisse – A50 China R Bull CBBC Jan 2010 B	200,000,000	2009/08/10	2010/01/11	50.00
66016	Credit Suisse – A50 China R Bull CBBC Jan 2010 C	200,000,000	2009/08/10	2010/01/11	50.00

Main Board Callable Bull/Bear Contracts

Code	Callable Bull/Bear Contracts	No. of issue (units)	Listing date	Expiry	Amount raised (HK\$ mil.)
66017	Credit Suisse – A50 China R Bear CBBC Jan 2010 D	200,000,000	2009/08/10	2010/01/11	50.00
66018	Credit Suisse – A50 China R Bear CBBC Jan 2010 E	200,000,000	2009/08/10	2010/01/11	50.00
66019	Credit Suisse – A50 China R Bear CBBC Jan 2010 F	200,000,000	2009/08/10	2010/01/11	50.00
66026	Credit Suisse – HKEx R Bull CBBC Jan 2010 A	200,000,000	2009/08/10	2010/01/11	50.00
66027	Credit Suisse – HKEx R Bull CBBC Jan 2010 B	200,000,000	2009/08/10	2010/01/11	50.00
66028	Credit Suisse – HKEx R Bull CBBC Jan 2010 C	200,000,000	2009/08/10	2010/01/11	50.00
66029	Credit Suisse – HKEx R Bull CBBC Jan 2010 D	200,000,000	2009/08/10	2010/01/11	50.00
66030	Credit Suisse – HKEx R Bear CBBC Jan 2010 E	200,000,000	2009/08/10	2010/01/11	50.00
66031	Credit Suisse – HKEx R Bear CBBC Jan 2010 F	200,000,000	2009/08/10	2010/01/11	50.00
66032	Credit Suisse – HKEx R Bear CBBC Jan 2010 G	200,000,000	2009/08/10	2010/01/11	50.00
66033	Credit Suisse – HKEx R Bear CBBC Jan 2010 H	200,000,000	2009/08/10	2010/01/11	50.00
66007	Credit Suisse – HSBC R Bull CBBC Jan 2010 A	200,000,000	2009/08/10	2010/01/11	50.00
66008	Credit Suisse – HSBC R Bull CBBC Jan 2010 B	200,000,000	2009/08/10	2010/01/11	50.00
66009	Credit Suisse – HSBC R Bull CBBC Jan 2010 C	200,000,000	2009/08/10	2010/01/11	50.00
66011	Credit Suisse – HSBC R Bear CBBC Jan 2010 D	200,000,000	2009/08/10	2010/01/11	50.00
66012	Credit Suisse – HSBC R Bear CBBC Jan 2010 E	200,000,000	2009/08/10	2010/01/11	50.00
66013	Credit Suisse – HSBC R Bear CBBC Jan 2010 F	200,000,000	2009/08/10	2010/01/11	50.00
65973	Deutsche Bank AG – HSI R Bull CBBC Feb 2010 X	300,000,000	2009/08/10	2010/02/25	75.00
65975	Deutsche Bank AG – HSI R Bear CBBC Jan 2010 Y	300,000,000	2009/08/10	2010/01/28	75.00
65976	Deutsche Bank AG – HSI R Bear CBBC Mar 2010 U	300,000,000	2009/08/10	2010/03/30	135.00
65977	Deutsche Bank AG – HSI R Bear CBBC May 2010 B	300,000,000	2009/08/10	2010/05/28	75.00
66006	Goldman Sachs SP (Asia) – HSI R Bull CBBC Mar 2010 C	200,000,000	2009/08/10	2010/03/30	50.00
66010	Goldman Sachs SP (Asia) – HSI R Bear CBBC Mar 2010 G	200,000,000	2009/08/10	2010/03/30	50.00
65983	KBC Fin Products Int'l Ltd. – HSBC R Bear CBBC Feb 2010 B	188,000,000	2009/08/10	2010/02/12	47.00
65984	KBC Fin Products Int'l Ltd. – HSBC R Bear CBBC Mar 2010 A	188,000,000	2009/08/10	2010/03/01	58.28
65982	KBC Fin Products Int'l Ltd. – HSI R Bull CBBC Jan 2010 D	248,000,000	2009/08/10	2010/01/28	62.00
65974	KBC Fin Products Int'l Ltd. – HSI R Bear CBBC Dec 2009 Z	308,000,000	2009/08/10	2009/12/30	77.00
65985	KBC Fin Products Int'l Ltd. – SHK Ppt R Bear CBBC Jan 2010 B	188,000,000	2009/08/10	2010/01/15	47.00
65986	KBC Fin Products Int'l Ltd. – SHK Ppt R Bear CBBC Feb 2010 E	188,000,000	2009/08/10	2010/02/08	92.12
65954	SGA Societe Generale Acceptance NV – CHALCO R Bull CBBC Jan10E	100,000,000	2009/08/10	2010/01/20	27.00
65955	SGA Societe Generale Acceptance NV – CHALCO R Bear CBBC Jan10F	100,000,000	2009/08/10	2010/01/20	30.00
65956	SGA Societe Generale Acceptance N.V. – R&F R Bull CBBC Jan10E	50,000,000	2009/08/10	2010/01/20	21.00
65959	SGA Societe Generale Acceptance N.V. – R&F R Bear CBBC Jan10F	50,000,000	2009/08/10	2010/01/20	25.00
65960	SGA Societe Generale Acceptance N.V. – HKEx R Bull CBBC Jan10P	150,000,000	2009/08/10	2010/01/13	37.50
65961	SGA Societe Generale Acceptance N.V. – HKEx R Bear CBBC Jan10Q	150,000,000	2009/08/10	2010/01/13	45.00
65962	SGA Societe Generale Acceptance N.V. – HSBC R Bull CBBC Jan10H	300,000,000	2009/08/10	2010/01/20	75.00
65963	SGA Societe Generale Acceptance N.V. – HSBC R Bear CBBC Jan10I	300,000,000	2009/08/10	2010/01/20	75.00
65967	SGA Societe Generale Acceptance N.V. – HSI R Bear CBBC Apr10A	300,000,000	2009/08/10	2010/04/29	112.50
65968	SGA Societe Generale Acceptance N.V. – HSI R Bear CBBC Apr10B	300,000,000	2009/08/10	2010/04/29	78.00
65969	SGA Societe Generale Acceptance N.V. – HSI R Bear CBBC Apr10C	300,000,000	2009/08/10	2010/04/29	102.00
65970	SGA Societe Generale Acceptance N.V. – HSI R Bear CBBC Apr10D	300,000,000	2009/08/10	2010/04/29	126.00
65971	SGA Societe Generale Acceptance N.V. – HSI R Bear CBBC Apr10E	300,000,000	2009/08/10	2010/04/29	87.00
65972	SGA Societe Generale Acceptance N.V. – HSI R Bear CBBC Apr10F	300,000,000	2009/08/10	2010/04/29	111.00
65964	SGA Societe Generale Acceptance N.V. – ICBC R Bull CBBC Jan10E	300,000,000	2009/08/10	2010/01/13	75.00
65965	SGA Societe Generale Acceptance NV – Shimao R Bull CBBC Jan10E	50,000,000	2009/08/10	2010/01/20	20.00

Main Board Callable Bull/Bear Contracts

Code	Callable Bull/Bear Contracts	No. of issue (units)	Listing date	Expiry	Amount raised (HK\$ mil.)
65966	SGA Societe Generale Acceptance NV – Shimao R Bear CBBC Jan10F	50,000,000	2009/08/10	2010/01/20	22.00
66002	UBS AG – China Life R Bull CBBC Feb 2010 E	200,000,000	2009/08/10	2010/02/22	50.00
66003	UBS AG – A50 China R Bear CBBC Mar 2010 B	200,000,000	2009/08/10	2010/03/01	89.00
65987	UBS AG – HSI R Bull CBBC Nov 2009 B	400,000,000	2009/08/10	2009/11/27	100.00
65988	UBS AG – HSI R Bull CBBC Nov 2009 C	300,000,000	2009/08/10	2009/11/27	75.00
65989	UBS AG – HSI R Bull CBBC Dec 2009 A	300,000,000	2009/08/10	2009/12/30	75.00
65992	UBS AG – HSI R Bear CBBC Nov 2009 E	400,000,000	2009/08/10	2009/11/27	100.00
65993	UBS AG – HSI R Bear CBBC Nov 2009 F	300,000,000	2009/08/10	2009/11/27	75.00
65994	UBS AG – HSI R Bear CBBC Nov 2009 G	300,000,000	2009/08/10	2009/11/27	75.00
65995	UBS AG – HSI R Bear CBBC Nov 2009 M	300,000,000	2009/08/10	2009/11/27	75.00
65996	UBS AG – HSI R Bear CBBC Nov 2009 N	300,000,000	2009/08/10	2009/11/27	75.00
65997	UBS AG – HSI R Bear CBBC Nov 2009 O	300,000,000	2009/08/10	2009/11/27	75.00
65998	UBS AG – HSI R Bear CBBC Nov 2009 Q	300,000,000	2009/08/10	2009/11/27	75.00
65999	UBS AG – HSI R Bear CBBC Nov 2009 R	400,000,000	2009/08/10	2009/11/27	100.00
66000	UBS AG – HSI R Bear CBBC Dec 2009 C	300,000,000	2009/08/10	2009/12/30	90.00
65990	UBS AG – HSI R Bear CBBC Feb 2010 A	300,000,000	2009/08/10	2010/02/25	75.00
65991	UBS AG – HSI R Bear CBBC Mar 2010 S	300,000,000	2009/08/10	2010/03/30	75.00
66001	UBS AG – Jiangxi Copper R Bull CBBC Mar 2010 G	100,000,000	2009/08/10	2010/03/01	26.00
66004	UBS AG – Jiangxi Copper R Bear CBBC Mar 2010 H	100,000,000	2009/08/10	2010/03/01	44.50
66005	UBS AG – Jiangxi Copper R Bear CBBC Mar 2010 I	100,000,000	2009/08/10	2010/03/01	55.00
66077	ABN AMRO Bank N.V. – HSBC R Bull CBBC Jan 2010 A	80,000,000	2009/08/11	2010/01/18	20.00
66081	ABN AMRO Bank N.V. – HSBC R Bear CBBC Jan 2010 B	80,000,000	2009/08/11	2010/01/18	20.00
66078	ABN AMRO Bank N.V. – HSI R Bull CBBC Jan 2010 R	250,000,000	2009/08/11	2010/01/28	62.50
66080	ABN AMRO Bank N.V. – HSI R Bear CBBC Dec 2009 B	250,000,000	2009/08/11	2009/12/30	62.50
66079	ABN AMRO Bank N.V. – HSI R Bear CBBC Dec 2009 P	250,000,000	2009/08/11	2009/12/30	62.50
66034	BNP Paribas Arbit Issu B.V. – HSI R Bull CBBC Feb 2010 E	300,000,000	2009/08/11	2010/02/25	75.00
66035	BNP Paribas Arbit Issu B.V. – HSI R Bear CBBC Mar 2010 O	300,000,000	2009/08/11	2010/03/30	75.00
66036	BNP Paribas Arbit Issu B.V. – HSI R Bear CBBC Mar 2010 P	300,000,000	2009/08/11	2010/03/30	114.00
66056	Credit Suisse – HSBC R Bull CBBC Jan 2010 G	200,000,000	2009/08/11	2010/01/11	50.00
66053	Credit Suisse – HSI R Bull CBBC Dec 2009 P	200,000,000	2009/08/11	2009/12/30	50.00
66054	Credit Suisse – HSI R Bull CBBC Dec 2009 Q	200,000,000	2009/08/11	2009/12/30	50.00
66055	Credit Suisse – HSI R Bull CBBC Dec 2009 R	190,000,000	2009/08/11	2009/12/30	47.50
66057	Credit Suisse – HSI R Bear CBBC Dec 2009 S	200,000,000	2009/08/11	2009/12/30	76.00
66074	Deutsche Bank AG – China Life R Bear CBBC Jan 2010 G	150,000,000	2009/08/11	2010/01/26	67.50
66075	Deutsche Bank AG – HSBC R Bull CBBC Jan 2010 D	150,000,000	2009/08/11	2010/01/26	37.50
66076	Deutsche Bank AG – HSBC R Bear CBBC Jan 2010 E	150,000,000	2009/08/11	2010/01/26	46.50
66058	Deutsche Bank AG – HSI R Bear CBBC Feb 2010 M	300,000,000	2009/08/11	2010/02/25	75.00
66059	Deutsche Bank AG – HSI R Bear CBBC Feb 2010 R	300,000,000	2009/08/11	2010/02/25	81.00
66043	HK Bank – HSI R Bull CBBC Jun 2010 C	220,000,000	2009/08/11	2010/06/29	55.00
66044	HK Bank – HSI R Bull CBBC Jun 2010 D	220,000,000	2009/08/11	2010/06/29	55.00
66037	KBC Fin Products Int'l Ltd. – HSI R Bear CBBC Mar 2010 M	248,000,000	2009/08/11	2010/03/30	62.00
66042	CC Rabobank B.A. – HSI R Bull CBBC Mar 2010 A	180,000,000	2009/08/11	2010/03/30	45.00
66038	CC Rabobank B.A. – HSI R Bull CBBC Mar 2010 W	180,000,000	2009/08/11	2010/03/30	45.00
66039	CC Rabobank B.A. – HSI R Bull CBBC Mar 2010 X	180,000,000	2009/08/11	2010/03/30	45.00
66040	CC Rabobank B.A. – HSI R Bull CBBC Mar 2010 Y	180,000,000	2009/08/11	2010/03/30	45.00

Main Board Callable Bull/Bear Contracts

Code	Callable Bull/Bear Contracts	No. of issue (units)	Listing date	Expiry	Amount raised (HK\$ mil.)
66041	CC Rabobank B.A. – HSI R Bull CBBC Mar 2010 Z	180,000,000	2009/08/11	2010/03/30	45.00
66047	CC Rabobank B.A. – HSI R Bear CBBC Feb 2010 A	180,000,000	2009/08/11	2010/02/25	45.00
66045	CC Rabobank B.A. – HSI R Bear CBBC Feb 2010 T	180,000,000	2009/08/11	2010/02/25	45.00
66046	CC Rabobank B.A. – HSI R Bear CBBC Feb 2010 U	180,000,000	2009/08/11	2010/02/25	45.00
66048	CC Rabobank B.A. – HSI R Bear CBBC Mar 2010 B	180,000,000	2009/08/11	2010/03/30	48.60
66049	CC Rabobank B.A. – HSI R Bear CBBC Mar 2010 C	180,000,000	2009/08/11	2010/03/30	54.00
66061	UBS AG – CHALCO R Bull CBBC Feb 2010 F	100,000,000	2009/08/11	2010/02/22	25.00
66066	UBS AG – CHALCO R Bear CBBC Feb 2010 G	100,000,000	2009/08/11	2010/02/22	35.00
66062	UBS AG – China Shenhua R Bull CBBC Jan 2010 D	100,000,000	2009/08/11	2010/01/18	61.00
66067	UBS AG – China Shenhua R Bear CBBC Jan 2010 E	100,000,000	2009/08/11	2010/01/18	85.00
66052	UBS AG – A50 China R Bull CBBC Jan 2010 L	200,000,000	2009/08/11	2010/01/04	50.00
66051	UBS AG – HKEs R Bull CBBC Jan 2010 M	200,000,000	2009/08/11	2010/01/04	50.00
66063	UBS AG – HS Bank R Bull CBBC Feb 2010 B	100,000,000	2009/08/11	2010/02/22	27.50
66068	UBS AG – HS Bank R Bear CBBC Feb 2010 C	100,000,000	2009/08/11	2010/02/22	25.00
66064	UBS AG – HSBC R Bull CBBC Feb 2010 D	100,000,000	2009/08/11	2010/02/22	25.00
66050	UBS AG – HSBC R Bear CBBC Jan 2010 E	100,000,000	2009/08/11	2010/01/04	25.00
66069	UBS AG – HSBC R Bear CBBC Feb 2010 E	100,000,000	2009/08/11	2010/02/22	26.50
66070	UBS AG – HSCEI R Bear CBBC Feb 2010 N	100,000,000	2009/08/11	2010/02/25	25.00
66060	UBS AG – HSI R Bull CBBC Nov 2009 S	300,000,000	2009/08/11	2009/11/27	75.00
66071	UBS AG – HSI R Bear CBBC Nov 2009 T	300,000,000	2009/08/11	2009/11/27	75.00
66072	UBS AG – HSI R Bear CBBC Nov 2009 W	300,000,000	2009/08/11	2009/11/27	75.00
66073	UBS AG – HSI R Bear CBBC Feb 2010 H	300,000,000	2009/08/11	2010/02/25	79.50
66065	UBS AG – Hutchison R Bear CBBC Feb 2010 C	100,000,000	2009/08/11	2010/02/22	25.00
65551#	UBS AG – China Tel R Bull CBBC Mar 2010 A	200,000,000	2009/08/11	2010/03/01	23.40
66115	ABN AMRO Bank N.V. – HSI R Bear CBBC Dec 2009 Z	250,000,000	2009/08/12	2009/12/30	62.50
66116	Deutsche Bank AG – HSI R Bear CBBC Jan 2010 X	300,000,000	2009/08/12	2010/01/28	75.00
66117	Deutsche Bank AG – HSI R Bear CBBC Feb 2010 N	300,000,000	2009/08/12	2010/02/25	81.00
66118	Goldman Sachs SP (Asia) – HSI R Bear CBBC Apr 2010 D	200,000,000	2009/08/12	2010/04/29	50.00
66119	Goldman Sachs SP (Asia) – HSI R Bear CBBC Apr 2010 E	200,000,000	2009/08/12	2010/04/29	50.00
66104	KBC Fin Products Int'l Ltd. – HSI R Bull CBBC Jan 2010 L	308,000,000	2009/08/12	2010/01/28	77.00
66108	KBC Fin Products Int'l Ltd. – HSI R Bear CBBC Jan 2010 O	248,000,000	2009/08/12	2010/01/28	62.00
66082	SGA Societe Generale Acceptance NV – CHALCO R Bull CBBC Jan10G	100,000,000	2009/08/12	2010/01/20	28.00
66083	SGA Societe Generale Acceptance NV – CHALCO R Bear CBBC Jan10H	100,000,000	2009/08/12	2010/01/20	31.00
66086	SGA Societe Generale Acceptance N.V. – CTel R Bull CBBC Jan10C	150,000,000	2009/08/12	2010/01/20	37.50
66084	SGA Societe Generale Acceptance N.V. – CLife R Bull CBBC Jan10O	100,000,000	2009/08/12	2010/01/20	32.00
66085	SGA Societe Generale Acceptance N.V. – CLife R Bear CBBC Jan10P	100,000,000	2009/08/12	2010/01/20	72.00
66090	SGA Societe Generale Acceptance N.V. – A50 R Bear CBBC Jan10U	150,000,000	2009/08/12	2010/01/20	54.00
66087	SGA Societe Generale Acceptance N.V. – HS Bk R Bull CBBC Feb10B	100,000,000	2009/08/12	2010/02/10	34.00
66088	SGA Societe Generale Acceptance N.V. – HSBC R Bull CBBC Jan10J	300,000,000	2009/08/12	2010/01/20	75.00
66089	SGA Societe Generale Acceptance N.V. – HSBC R Bear CBBC Jan10K	300,000,000	2009/08/12	2010/01/20	75.00
66107	UBS AG – China Mobile R Bear CBBC Feb 2010 C	200,000,000	2009/08/12	2010/02/22	50.00
66105	UBS AG – Cheung Kong R Bear CBBC Feb 2010 K	100,000,000	2009/08/12	2010/02/22	25.00
66106	UBS AG – China Life R Bear CBBC Feb 2010 F	200,000,000	2009/08/12	2010/02/22	50.00
66096	UBS AG – China Shenhua R Bear CBBC Jan 2010 F	100,000,000	2009/08/12	2010/01/18	25.00
66111	UBS AG – A50 China R Bear CBBC Mar 2010 C	200,000,000	2009/08/12	2010/03/01	50.00

Main Board Callable Bull/Bear Contracts

Code	Callable Bull/Bear Contracts	No. of issue (units)	Listing date	Expiry	Amount raised (HK\$ mil.)
66097	UBS AG – HSBC R Bull CBBC Feb 2010 F	100,000,000	2009/08/12	2010/02/22	25.00
66100	UBS AG – HSI R Bull CBBC Nov 2009 Y	300,000,000	2009/08/12	2009/11/27	75.00
66101	UBS AG – HSI R Bull CBBC Dec 2009 E	300,000,000	2009/08/12	2009/12/30	75.00
66099	UBS AG – HSI R Bull CBBC Apr 2010 D	300,000,000	2009/08/12	2010/04/29	75.00
66098	UBS AG – HSI R Bull CBBC Apr 2010 E	300,000,000	2009/08/12	2010/04/29	75.00
66112	UBS AG – HSI R Bull CBBC Apr 2010 G	300,000,000	2009/08/12	2010/04/29	75.00
66113	UBS AG – HSI R Bull CBBC Apr 2010 I	300,000,000	2009/08/12	2010/04/29	75.00
66091	UBS AG – HSI R Bear CBBC Nov 2009 X	300,000,000	2009/08/12	2009/11/27	75.00
66114	UBS AG – HSI R Bear CBBC Dec 2009 I	300,000,000	2009/08/12	2009/12/30	75.00
66092	UBS AG – HSI R Bear CBBC Feb 2010 E	400,000,000	2009/08/12	2010/02/25	100.00
66093	UBS AG – HSI R Bear CBBC Apr 2010 A	300,000,000	2009/08/12	2010/04/29	75.00
66094	UBS AG – HSI R Bear CBBC Apr 2010 X	300,000,000	2009/08/12	2010/04/29	75.00
66095	UBS AG – HSI R Bear CBBC Apr 2010 Y	300,000,000	2009/08/12	2010/04/29	75.00
66103	UBS AG – HSI R Bear CBBC Apr 2010 F	300,000,000	2009/08/12	2010/04/29	75.00
66109	UBS AG – Ping An R Bear CBBC Feb 2010 E	100,000,000	2009/08/12	2010/02/22	25.00
66110	UBS AG – SHK Ppt R Bear CBBC Feb 2010 O	100,000,000	2009/08/12	2010/02/22	25.00
66136	ABN AMRO Bank N.V. – China Tel R Bull CBBC Mar 2010 A	80,000,000	2009/08/13	2010/03/08	20.00
66141	ABN AMRO Bank N.V. – China Tel R Bear CBBC Mar 2010 B	80,000,000	2009/08/13	2010/03/08	20.08
66135	ABN AMRO Bank N.V. – CCHC R Bull CBBC Jan 2010 A	80,000,000	2009/08/13	2010/01/11	20.08
66140	ABN AMRO Bank N.V. – CCHC R Bear CBBC Jan 2010 B	80,000,000	2009/08/13	2010/01/11	21.28
66137	ABN AMRO Bank N.V. – HKEx R Bull CBBC Jan 2010 A	80,000,000	2009/08/13	2010/01/11	22.24
66138	ABN AMRO Bank N.V. – HKEx R Bull CBBC Jan 2010 B	80,000,000	2009/08/13	2010/01/11	20.08
66142	ABN AMRO Bank N.V. – HKEx R Bear CBBC Jan 2010 C	80,000,000	2009/08/13	2010/01/11	20.08
66139	ABN AMRO Bank N.V. – HSI R Bull CBBC Jan 2010 S	250,000,000	2009/08/13	2010/01/28	62.75
66144	BNP Paribas Arbit Issu B.V. – HSI R Bull CBBC Feb 2010 F	300,000,000	2009/08/13	2010/02/25	75.00
66145	BNP Paribas Arbit Issu B.V. – HSI R Bull CBBC Feb 2010 H	300,000,000	2009/08/13	2010/02/25	75.00
66125	Deutsche Bank AG – HSI R Bull CBBC Mar 2010 V	300,000,000	2009/08/13	2010/03/30	75.00
66126	Deutsche Bank AG – HSI R Bull CBBC Apr 2010 Q	300,000,000	2009/08/13	2010/04/29	75.00
66143	Goldman Sachs SP (Asia) – HSI R Bull CBBC Apr 2010 F	200,000,000	2009/08/13	2010/04/29	50.00
66124	KBC Fin Products Int'l Ltd. – HSI R Bull CBBC Jan 2010 P	208,000,000	2009/08/13	2010/01/28	52.00
66120	UBS AG – China Mobile R Bull CBBC Jan 2010 F	200,000,000	2009/08/13	2010/01/11	50.00
66127	UBS AG – China Mobile R Bull CBBC Jan 2010 G	200,000,000	2009/08/13	2010/01/11	50.00
66131	UBS AG – China Mobile R Bear CBBC Jan 2010 H	200,000,000	2009/08/13	2010/01/11	52.00
66128	UBS AG – China Tel R Bull CBBC Jan 2010 A	100,000,000	2009/08/13	2010/01/18	25.00
66132	UBS AG – China Tel R Bear CBBC Jan 2010 B	100,000,000	2009/08/13	2010/01/18	25.00
66121	UBS AG – A50 China R Bull CBBC Jan 2010 M	200,000,000	2009/08/13	2010/01/11	50.00
66129	UBS AG – HSBC R Bull CBBC Feb 2010 G	100,000,000	2009/08/13	2010/02/22	25.00
66133	UBS AG – HSCEI R Bear CBBC Feb 2010 O	100,000,000	2009/08/13	2010/02/25	25.00
66130	UBS AG – HSI R Bull CBBC Dec 2009 J	400,000,000	2009/08/13	2009/12/30	100.00
66122	UBS AG – HSI R Bear CBBC Nov 2009 Z	300,000,000	2009/08/13	2009/11/27	75.00
66134	UBS AG – HSI R Bear CBBC Dec 2009 O	300,000,000	2009/08/13	2009/12/30	75.00
66123	UBS AG – HSI R Bear CBBC Apr 2010 Z	300,000,000	2009/08/13	2010/04/29	75.00
66204	ABN AMRO Bank N.V. – A50 China R Bear CBBC Jan 2010 V	80,000,000	2009/08/14	2010/01/18	20.00
66205	ABN AMRO Bank N.V. – A50 China R Bear CBBC Jan 2010 W	80,000,000	2009/08/14	2010/01/18	20.00
66203	ABN AMRO Bank N.V. – HSCEI R Bull CBBC Dec 2009 L	100,000,000	2009/08/14	2009/12/30	25.00

Main Board Callable Bull/Bear Contracts

Code	Callable Bull/Bear Contracts	No. of issue (units)	Listing date	Expiry	Amount raised (HK\$ mil.)
66207	ABN AMRO Bank N.V. – HSCEI R Bear CBBC Dec 2009 M	100,000,000	2009/08/14	2009/12/30	25.00
66208	ABN AMRO Bank N.V. – HSCEI R Bear CBBC Dec 2009 N	100,000,000	2009/08/14	2009/12/30	25.00
66201	ABN AMRO Bank N.V. – HSI R Bull CBBC Jan 2010 T	250,000,000	2009/08/14	2010/01/28	67.25
66202	ABN AMRO Bank N.V. – HSI R Bull CBBC Jan 2010 U	250,000,000	2009/08/14	2010/01/28	62.50
66206	ABN AMRO Bank N.V. – HSI R Bear CBBC Jan 2010 V	250,000,000	2009/08/14	2010/01/28	62.50
66183	Deutsche Bank AG – HSI R Bear CBBC Dec 2009 F	300,000,000	2009/08/14	2009/12/30	75.00
66199	Deutsche Bank AG – HSI R Bear CBBC Jan 2010 I	300,000,000	2009/08/14	2010/01/28	75.00
66200	Deutsche Bank AG – HSI R Bear CBBC Jan 2010 O	300,000,000	2009/08/14	2010/01/28	78.00
66194	Goldman Sachs SP (Asia) – HSI R Bear CBBC Apr 2010 G	200,000,000	2009/08/14	2010/04/29	50.00
66184	KBC Fin Products Int'l Ltd. – CCHC R Bull CBBC Jan 2010 A	98,000,000	2009/08/14	2010/01/08	31.36
66185	KBC Fin Products Int'l Ltd. – CCHC R Bull CBBC Feb 2010 A	98,000,000	2009/08/14	2010/02/01	24.50
66186	KBC Fin Products Int'l Ltd. – CCHC R Bull CBBC Mar 2010 A	98,000,000	2009/08/14	2010/03/01	44.10
66187	KBC Fin Products Int'l Ltd. – HSI R Bear CBBC Dec 2009 F	208,000,000	2009/08/14	2009/12/30	52.00
66174	Macquarie Bank Ltd. – HSI R Bull CBBC Dec 2009 K	300,000,000	2009/08/14	2009/12/30	75.00
66146	Merrill Lynch Int'l & Co. C.V. – HSI R Bull CBBC Feb 2010 I	200,000,000	2009/08/14	2010/02/25	90.00
66147	Merrill Lynch Int'l & Co. C.V. – HSI R Bull CBBC Feb 2010 J	200,000,000	2009/08/14	2010/02/25	60.00
66148	Merrill Lynch Int'l & Co. C.V. – HSI R Bull CBBC Feb 2010 K	200,000,000	2009/08/14	2010/02/25	51.00
66149	Merrill Lynch Int'l & Co. C.V. – HSI R Bull CBBC Feb 2010 L	200,000,000	2009/08/14	2010/02/25	50.00
66150	Merrill Lynch Int'l & Co. C.V. – HSI R Bull CBBC Feb 2010 M	200,000,000	2009/08/14	2010/02/25	50.00
66151	Merrill Lynch Int'l & Co. C.V. – HSI R Bull CBBC Feb 2010 N	200,000,000	2009/08/14	2010/02/25	50.00
66155	Merrill Lynch Int'l & Co. C.V. – HSI R Bear CBBC Feb 2010 O	200,000,000	2009/08/14	2010/02/25	50.00
66156	Merrill Lynch Int'l & Co. C.V. – HSI R Bear CBBC Feb 2010 P	200,000,000	2009/08/14	2010/02/25	50.00
66157	Merrill Lynch Int'l & Co. C.V. – HSI R Bear CBBC Feb 2010 Q	200,000,000	2009/08/14	2010/02/25	50.00
66158	Merrill Lynch Int'l & Co. C.V. – HSI R Bear CBBC Feb 2010 R	200,000,000	2009/08/14	2010/02/25	50.00
66159	Merrill Lynch Int'l & Co. C.V. – HSI R Bear CBBC Feb 2010 S	200,000,000	2009/08/14	2010/02/25	50.00
66160	Merrill Lynch Int'l & Co. C.V. – HSI R Bear CBBC Feb 2010 T	200,000,000	2009/08/14	2010/02/25	50.00
66161	Merrill Lynch Int'l & Co. C.V. – HSI R Bear CBBC Feb 2010 U	200,000,000	2009/08/14	2010/02/25	50.00
66152	SGA Societe Generale Acceptance N.V. – CMob R Bull CBBC Jan10G	300,000,000	2009/08/14	2010/01/13	75.00
66153	SGA Societe Generale Acceptance N.V. – CMob R Bear CBBC Jan10H	300,000,000	2009/08/14	2010/01/13	75.00
66154	SGA Societe Generale Acceptance N.V. – CTel R Bull CBBC Jan10D	150,000,000	2009/08/14	2010/01/20	37.50
66162	SGA Societe Generale Acceptance N.V. – CUni R Bull CBBC Jan10E	50,000,000	2009/08/14	2010/01/20	12.50
66163	SGA Societe Generale Acceptance N.V. – CNOOC R Bull CBBC Jan10D	200,000,000	2009/08/14	2010/01/13	50.00
66164	SGA Societe Generale Acceptance N.V. – CNOOC R Bear CBBC Jan10E	200,000,000	2009/08/14	2010/01/13	52.00
66165	SGA Societe Generale Acceptance N.V. – HSBC R Bull CBBC Jan10L	300,000,000	2009/08/14	2010/01/20	75.00
66170	SGA Societe Generale Acceptance N.V. – HSI R Bull CBBC Apr10G	300,000,000	2009/08/14	2010/04/29	75.00
66171	SGA Societe Generale Acceptance N.V. – HSI R Bull CBBC Apr10H	300,000,000	2009/08/14	2010/04/29	75.00
66172	SGA Societe Generale Acceptance N.V. – HSI R Bull CBBC Apr10I	300,000,000	2009/08/14	2010/04/29	75.00
66173	SGA Societe Generale Acceptance N.V. – HSI R Bull CBBC Apr10J	300,000,000	2009/08/14	2010/04/29	75.00
66166	SGA Societe Generale Acceptance N.V. – ICBC R Bear CBBC Jan10F	300,000,000	2009/08/14	2010/01/13	75.00
66167	SGA Societe Generale Acceptance NV – JiangC R Bull CBBC Jan10E	50,000,000	2009/08/14	2010/01/20	17.00
66168	SGA Societe Generale Acceptance NV – JiangC R Bear CBBC Jan10F	50,000,000	2009/08/14	2010/01/20	19.00
66169	SGA Societe Generale Acceptance N.V. – PetCh R Bull CBBC Jan10I	150,000,000	2009/08/14	2010/01/13	37.50
66188	UBS AG – China Mobile R Bull CBBC Jan 2010 I	200,000,000	2009/08/14	2010/01/18	50.00
66192	UBS AG – China Mobile R Bear CBBC Jan 2010 J	200,000,000	2009/08/14	2010/01/18	57.00
66189	UBS AG – CCHC R Bear CBBC Mar 2010 F	100,000,000	2009/08/14	2010/03/01	25.00

Main Board Callable Bull/Bear Contracts

Code	Callable Bull/Bear Contracts	No. of issue (units)	Listing date	Expiry	Amount raised (HK\$ mil.)
66191	UBS AG – A50 China R Bear CBBC Jan 2010 N	200,000,000	2009/08/14	2010/01/11	50.00
66198	UBS AG – HKEEx R Bear CBBC Jan 2010 N	200,000,000	2009/08/14	2010/01/04	50.00
66193	UBS AG – HSI R Bull CBBC Dec 2009 X	300,000,000	2009/08/14	2009/12/30	75.00
66195	UBS AG – HSI R Bear CBBC Jan 2010 X	300,000,000	2009/08/14	2010/01/28	75.00
66196	UBS AG – HSI R Bear CBBC Feb 2010 G	300,000,000	2009/08/14	2010/02/25	75.00
66175	UBS AG – HSI R Bear CBBC Mar 2010 C	300,000,000	2009/08/14	2010/03/30	100.50
66197	UBS AG – HSI R Bear CBBC Mar 2010 D	300,000,000	2009/08/14	2010/03/30	75.00
66176	UBS AG – HSI R Bear CBBC Mar 2010 T	300,000,000	2009/08/14	2010/03/30	106.50
66177	UBS AG – HSI R Bear CBBC May 2010 K	300,000,000	2009/08/14	2010/05/28	75.00
66178	UBS AG – HSI R Bear CBBC May 2010 L	300,000,000	2009/08/14	2010/05/28	76.50
66179	UBS AG – HSI R Bear CBBC May 2010 M	300,000,000	2009/08/14	2010/05/28	75.00
66180	UBS AG – HSI R Bear CBBC May 2010 N	300,000,000	2009/08/14	2010/05/28	75.00
66181	UBS AG – HSI R Bear CBBC Jun 2010 A	300,000,000	2009/08/14	2010/06/29	75.00
66182	UBS AG – HSI R Bear CBBC Jun 2010 B	300,000,000	2009/08/14	2010/06/29	75.00
66190	UBS AG – Jiangxi Copper R Bear CBBC Mar 2010 J	100,000,000	2009/08/14	2010/03/01	32.50
66248	ABN AMRO Bank N.V. – HSI R Bull CBBC Jan 2010 W	250,000,000	2009/08/17	2010/01/28	62.50
66249	ABN AMRO Bank N.V. – HSI R Bull CBBC Jan 2010 X	250,000,000	2009/08/17	2010/01/28	62.50
66253	ABN AMRO Bank N.V. – HSI R Bear CBBC Jan 2010 Y	250,000,000	2009/08/17	2010/01/28	62.50
66223	Credit Suisse – China Mobile R Bull CBBC Jan 2010 G	200,000,000	2009/08/17	2010/01/11	50.00
66228	Credit Suisse – China Mobile R Bear CBBC Jan 2010 H	200,000,000	2009/08/17	2010/01/11	50.00
66221	Credit Suisse – A50 China R Bull CBBC Jan 2010 G	200,000,000	2009/08/17	2010/01/11	50.00
66222	Credit Suisse – A50 China R Bull CBBC Jan 2010 H	200,000,000	2009/08/17	2010/01/11	50.00
66226	Credit Suisse – A50 China R Bear CBBC Jan 2010 I	200,000,000	2009/08/17	2010/01/11	50.00
66227	Credit Suisse – A50 China R Bear CBBC Jan 2010 J	200,000,000	2009/08/17	2010/01/11	50.00
66224	Credit Suisse – HSBC R Bull CBBC Jan 2010 H	200,000,000	2009/08/17	2010/01/11	50.00
66229	Credit Suisse – HSBC R Bear CBBC Jan 2010 I	200,000,000	2009/08/17	2010/01/11	50.00
66230	Credit Suisse – HSI R Bear CBBC Dec 2009 T	200,000,000	2009/08/17	2009/12/30	50.00
66242	Deutsche Bank AG – Sinopec Corp R Bull CBBC Mar 2010 A	150,000,000	2009/08/17	2010/03/08	48.00
66243	Deutsche Bank AG – HSI R Bull CBBC Mar 2010 W	300,000,000	2009/08/17	2010/03/30	87.00
66244	Deutsche Bank AG – HSI R Bull CBBC Mar 2010 X	300,000,000	2009/08/17	2010/03/30	75.00
66245	Deutsche Bank AG – HSI R Bull CBBC Apr 2010 R	300,000,000	2009/08/17	2010/04/29	75.00
66246	Deutsche Bank AG – HSI R Bear CBBC Mar 2010 Y	300,000,000	2009/08/17	2010/03/30	102.00
66247	Deutsche Bank AG – HSI R Bear CBBC Mar 2010 Z	300,000,000	2009/08/17	2010/03/30	129.00
66231	Goldman Sachs SP (Asia) – HSI R Bear CBBC Apr 2010 H	200,000,000	2009/08/17	2010/04/29	50.00
66209	KBC Fin Products Int'l Ltd. – CHALCO R Bull CBBC Mar 2010 A	100,000,000	2009/08/17	2010/03/01	36.00
66210	KBC Fin Products Int'l Ltd. – CHALCO R Bull CBBC Apr 2010 A	100,000,000	2009/08/17	2010/04/01	48.00
66211	KBC Fin Products Int'l Ltd. – China Shenhua R Bull CBBC Feb10A	48,000,000	2009/08/17	2010/02/01	56.16
66212	KBC Fin Products Int'l Ltd. – China Shenhua R Bull CBBC Jul10A	400,000,000	2009/08/17	2010/07/20	100.00
66240	KBC Fin Products Int'l Ltd. – HKEEx R Bull CBBC Jan 2010 D	188,000,000	2009/08/17	2010/01/08	47.00
66241	KBC Fin Products Int'l Ltd. – HSBC R Bull CBBC Jan 2010 D	188,000,000	2009/08/17	2010/01/05	47.00
66238	KBC Fin Products Int'l Ltd. – HSI R Bull CBBC Dec 2009 I	208,000,000	2009/08/17	2009/12/30	52.00
66239	KBC Fin Products Int'l Ltd. – HSI R Bull CBBC Jan 2010 Q	248,000,000	2009/08/17	2010/01/28	62.00
66232	UBS AG – BOC HK R Bull CBBC Jan 2010 A	100,000,000	2009/08/17	2010/01/18	25.00
66236	UBS AG – BOC HK R Bear CBBC Jan 2010 B	100,000,000	2009/08/17	2010/01/18	31.00
66217	UBS AG – BOCL R Bear CBBC Feb 2010 D	100,000,000	2009/08/17	2010/02/08	25.00

Main Board Callable Bull/Bear Contracts

Code	Callable Bull/Bear Contracts	No. of issue (units)	Listing date	Expiry	Amount raised (HK\$ mil.)
66214	UBS AG – CUni R Bull CBBC Feb 2010 C	100,000,000	2009/08/17	2010/02/22	25.00
66218	UBS AG – CUni R Bear CBBC Feb 2010 D	100,000,000	2009/08/17	2010/02/08	25.50
66213	UBS AG – CC Bank R Bull CBBC Feb 2010 D	100,000,000	2009/08/17	2010/02/22	25.00
66219	UBS AG – A50 China R Bear CBBC Jan 2010 O	200,000,000	2009/08/17	2010/01/11	50.00
66233	UBS AG – R&F R Bull CBBC Jan 2010 E	100,000,000	2009/08/17	2010/01/18	39.00
66234	UBS AG – R&F R Bull CBBC Jan 2010 F	100,000,000	2009/08/17	2010/01/18	29.00
66215	UBS AG – HSBC R Bear CBBC Feb 2010 H	100,000,000	2009/08/17	2010/02/22	28.50
66225	UBS AG – HSI R Bull CBBC Feb 2010 O	300,000,000	2009/08/17	2010/02/25	75.00
66220	UBS AG – HSI R Bear CBBC Dec 2009 Q	300,000,000	2009/08/17	2009/12/30	75.00
66216	UBS AG – ICBC R Bear CBBC Feb 2010 B	100,000,000	2009/08/17	2010/02/22	25.00
66235	UBS AG – Shimao R Bull CBBC Jan 2010 E	100,000,000	2009/08/17	2010/01/18	35.50
66237	UBS AG – Shimao R Bear CBBC Jan 2010 F	100,000,000	2009/08/17	2010/01/18	40.00
65150 [#]	ABN AMRO Bank N.V. – A50 China R Bull CBBC Dec 2009 L	80,000,000	2009/08/17	2009/12/21	12.16
66293	BNP Paribas Arbit Issu B.V. – HSI R Bear CBBC Mar 2010 Q	300,000,000	2009/08/18	2010/03/30	75.00
66298	Credit Suisse – China Life R Bull CBBC Jan 2010 A	100,000,000	2009/08/18	2010/01/11	65.00
66299	Credit Suisse – China Life R Bull CBBC Jan 2010 B	100,000,000	2009/08/18	2010/01/11	50.00
66300	Credit Suisse – China Life R Bull CBBC Jan 2010 C	100,000,000	2009/08/18	2010/01/11	25.00
66304	Credit Suisse – China Life R Bear CBBC Jan 2010 D	100,000,000	2009/08/18	2010/01/11	25.00
66305	Credit Suisse – China Life R Bear CBBC Jan 2010 E	100,000,000	2009/08/18	2010/01/11	40.00
66306	Credit Suisse – China Life R Bear CBBC Jan 2010 F	100,000,000	2009/08/18	2010/01/11	60.00
66277	Credit Suisse – HKEx R Bull CBBC Jan 2010 K	200,000,000	2009/08/18	2010/01/11	50.00
66273	Credit Suisse – HKEx R Bear CBBC Jan 2010 I	200,000,000	2009/08/18	2010/01/11	50.00
66274	Credit Suisse – HKEx R Bear CBBC Jan 2010 J	200,000,000	2009/08/18	2010/01/11	50.00
66294	Deutsche Bank AG – China Mobile R Bear CBBC Jan 2010 C	150,000,000	2009/08/18	2010/01/26	37.50
66295	Deutsche Bank AG – HKEx R Bull CBBC Mar 2010 A	150,000,000	2009/08/18	2010/03/29	37.50
66296	Deutsche Bank AG – HKEx R Bear CBBC Mar 2010 B	150,000,000	2009/08/18	2010/03/29	105.00
66292	Goldman Sachs SP (Asia) – HSI R Bull CBBC Apr 2010 I	200,000,000	2009/08/18	2010/04/29	50.00
66254	HK Bank – CHALCO R Bull CBBC Mar 2010 A	88,000,000	2009/08/18	2010/03/18	23.76
66266	HK Bank – CHALCO R Bear CBBC Mar 2010 B	88,000,000	2009/08/18	2010/03/18	26.40
66255	HK Bank – CCHC R Bull CBBC Mar 2010 A	88,000,000	2009/08/18	2010/03/18	27.28
66267	HK Bank – CCHC R Bear CBBC Mar 2010 B	88,000,000	2009/08/18	2010/03/18	33.44
66263	HK Bank – China Shenhua R Bull CBBC Mar 2010 A	88,000,000	2009/08/18	2010/03/18	58.08
66268	HK Bank – China Shenhua R Bear CBBC Mar 2010 B	88,000,000	2009/08/18	2010/03/18	65.12
66264	HK Bank – JiangC R Bull CBBC Mar 2010 A	88,000,000	2009/08/18	2010/03/18	38.72
66269	HK Bank – JiangC R Bear CBBC Mar 2010 B	88,000,000	2009/08/18	2010/03/18	52.80
66265	HK Bank – Shimao R Bull CBBC Mar 2010 A	88,000,000	2009/08/18	2010/03/18	27.28
66270	HK Bank – Shimao R Bear CBBC Mar 2010 B	88,000,000	2009/08/18	2010/03/18	36.96
66275	KBC Fin Products Int'l Ltd. – HKEx R Bear CBBC Jan 2010 E	188,000,000	2009/08/18	2010/01/11	56.40
66276	KBC Fin Products Int'l Ltd. – HKEx R Bear CBBC Feb 2010 B	188,000,000	2009/08/18	2010/02/10	77.08
66278	KBC Fin Products Int'l Ltd. – HKEx R Bear CBBC Mar 2010 B	188,000,000	2009/08/18	2010/03/01	88.36
66279	KBC Fin Products Int'l Ltd. – HSI R Bull CBBC Jan 2010 R	208,000,000	2009/08/18	2010/01/28	52.00
66272	KBC Fin Products Int'l Ltd. – HSI R Bear CBBC Dec 2009 K	208,000,000	2009/08/18	2009/12/30	52.00
66280	KBC Fin Products Int'l Ltd. – HSI R Bear CBBC Feb 2010 R	248,000,000	2009/08/18	2010/02/25	71.92
66281	KBC Fin Products Int'l Ltd. – HSI R Bear CBBC Mar 2010 N	400,000,000	2009/08/18	2010/03/30	100.00
66250	CC Rabobank B.A. – HSI R Bull CBBC Mar 2010 G	180,000,000	2009/08/18	2010/03/30	45.00

Main Board Callable Bull/Bear Contracts

Code	Callable Bull/Bear Contracts	No. of issue (units)	Listing date	Expiry	Amount raised (HK\$ mil.)
66251	CC Rabobank B.A. – HSI R Bull CBBC Mar 2010 H	180,000,000	2009/08/18	2010/03/30	45.00
66252	CC Rabobank B.A. – HSI R Bull CBBC Mar 2010 K	180,000,000	2009/08/18	2010/03/30	45.00
66256	CC Rabobank B.A. – HSI R Bear CBBC Mar 2010 J	180,000,000	2009/08/18	2010/03/30	45.00
66257	CC Rabobank B.A. – HSI R Bear CBBC Mar 2010 L	180,000,000	2009/08/18	2010/03/30	45.00
66258	CC Rabobank B.A. – HSI R Bear CBBC Mar 2010 M	180,000,000	2009/08/18	2010/03/30	45.00
66259	CC Rabobank B.A. – HSI R Bear CBBC Mar 2010 N	180,000,000	2009/08/18	2010/03/30	45.00
66260	CC Rabobank B.A. – HSI R Bear CBBC Mar 2010 O	180,000,000	2009/08/18	2010/03/30	45.00
66261	CC Rabobank B.A. – HSI R Bear CBBC Mar 2010 P	180,000,000	2009/08/18	2010/03/30	45.00
66262	CC Rabobank B.A. – HSI R Bear CBBC Mar 2010 Q	180,000,000	2009/08/18	2010/03/30	45.00
66285	UBS AG – CHALCO R Bull CBBC Feb 2010 H	100,000,000	2009/08/18	2010/02/22	25.00
66297	UBS AG – China Mobile R Bull CBBC Jan 2010 K	200,000,000	2009/08/18	2010/01/18	50.00
66290	UBS AG – A50 China R Bull CBBC Jan 2010 P	200,000,000	2009/08/18	2010/01/11	50.00
66286	UBS AG – HKEx R Bull CBBC Jan 2010 P	200,000,000	2009/08/18	2010/01/04	50.00
66287	UBS AG – HKEx R Bull CBBC Jan 2010 Q	200,000,000	2009/08/18	2010/01/04	50.00
66271	UBS AG – HKEx R Bear CBBC Jan 2010 O	200,000,000	2009/08/18	2010/01/04	50.00
66291	UBS AG – HKEx R Bear CBBC Jan 2010 R	200,000,000	2009/08/18	2010/01/04	86.00
66282	UBS AG – HSI R Bull CBBC Nov 2009 S	300,000,000	2009/08/18	2009/11/27	75.00
66283	UBS AG – HSI R Bull CBBC Jan 2010 Y	300,000,000	2009/08/18	2010/01/28	75.00
66284	UBS AG – HSI R Bull CBBC Feb 2010 X	400,000,000	2009/08/18	2010/02/25	100.00
66288	UBS AG – HSI R Bear CBBC May 2010 O	300,000,000	2009/08/18	2010/05/28	75.00
66289	UBS AG – HSI R Bear CBBC May 2010 P	300,000,000	2009/08/18	2010/05/28	88.50
66336	ABN AMRO Bank N.V. – A50 China R Bear CBBC Jan 2010 X	80,000,000	2009/08/19	2010/01/18	20.00
66337	ABN AMRO Bank N.V. – A50 China R Bear CBBC Jan 2010 Y	80,000,000	2009/08/19	2010/01/18	20.00
66338	ABN AMRO Bank N.V. – HSI R Bull CBBC Feb 2010 A	250,000,000	2009/08/19	2010/02/25	62.50
66334	ABN AMRO Bank N.V. – HSI R Bear CBBC Jan 2010 Q	250,000,000	2009/08/19	2010/01/28	62.50
66335	ABN AMRO Bank N.V. – HSI R Bear CBBC Jan 2010 Z	250,000,000	2009/08/19	2010/01/28	62.50
66342	ABN AMRO Bank N.V. – HSI R Bear CBBC Feb 2010 B	250,000,000	2009/08/19	2010/02/25	62.50
66315	Credit Suisse – A50 China R Bull CBBC Jan 2010 K	200,000,000	2009/08/19	2010/01/11	50.00
66319	Credit Suisse – A50 China R Bear CBBC Jan 2010 L	200,000,000	2009/08/19	2010/01/11	50.00
66316	Credit Suisse – HSI R Bull CBBC Dec 2009 U	200,000,000	2009/08/19	2009/12/30	50.00
66314	Deutsche Bank AG – HSI R Bear CBBC Feb 2010 B	300,000,000	2009/08/19	2010/02/25	75.00
66321	KBC Fin Products Int'l Ltd. – HKEx R Bear CBBC Jan 2010 F	188,000,000	2009/08/19	2010/01/04	47.00
66322	KBC Fin Products Int'l Ltd. – HSBC R Bear CBBC Jan 2010 E	188,000,000	2009/08/19	2010/01/08	47.00
66323	KBC Fin Products Int'l Ltd. – HSI R Bear CBBC Dec 2009 Y	208,000,000	2009/08/19	2009/12/30	52.00
66324	KBC Fin Products Int'l Ltd. – HSI R Bear CBBC Jan 2010 U	248,000,000	2009/08/19	2010/01/28	62.00
66307	SGA Societe Generale Acceptance N.V. – HSI R Bear CBBC Apr10K	300,000,000	2009/08/19	2010/04/29	93.00
66308	SGA Societe Generale Acceptance N.V. – HSI R Bear CBBC Apr10L	300,000,000	2009/08/19	2010/04/29	147.00
66309	SGA Societe Generale Acceptance N.V. – HSI R Bear CBBC Apr10M	300,000,000	2009/08/19	2010/04/29	100.50
66310	SGA Societe Generale Acceptance N.V. – HSI R Bear CBBC Apr10N	300,000,000	2009/08/19	2010/04/29	129.00
66311	SGA Societe Generale Acceptance N.V. – HSI R Bear CBBC Apr10O	300,000,000	2009/08/19	2010/04/29	159.00
66312	SGA Societe Generale Acceptance N.V. – HSI R Bear CBBC Apr10P	300,000,000	2009/08/19	2010/04/29	108.00
66313	SGA Societe Generale Acceptance N.V. – HSI R Bear CBBC Apr10Q	300,000,000	2009/08/19	2010/04/29	138.00
66317	UBS AG – China Mobile R Bear CBBC Jan 2010 L	200,000,000	2009/08/19	2010/01/18	50.00
66303	UBS AG – China Life R Bull CBBC Jan 2010 L	200,000,000	2009/08/19	2010/01/11	50.00
66325	UBS AG – China Life R Bear CBBC Jan 2010 M	200,000,000	2009/08/19	2010/01/11	50.00

Main Board Callable Bull/Bear Contracts

Code	Callable Bull/Bear Contracts	No. of issue (units)	Listing date	Expiry	Amount raised (HK\$ mil.)
66326	UBS AG – Sinopec Corp R Bear CBBC Feb 2010 E	100,000,000	2009/08/19	2010/02/22	25.00
66327	UBS AG – China Shenhua R Bear CBBC Jan 2010 G	100,000,000	2009/08/19	2010/01/18	46.00
66330	UBS AG – A50 China R Bear CBBC Jan 2010 Q	200,000,000	2009/08/19	2010/01/11	50.00
66329	UBS AG – HSBC R Bear CBBC Feb 2010 I	100,000,000	2009/08/19	2010/02/22	25.00
66320	UBS AG – HSI R Bull CBBC Nov 2009 C	300,000,000	2009/08/19	2009/11/27	75.00
66301	UBS AG – HSI R Bull CBBC Nov 2009 T	300,000,000	2009/08/19	2009/11/27	75.00
66302	UBS AG – HSI R Bull CBBC May 2010 Q	300,000,000	2009/08/19	2010/05/28	75.00
66331	UBS AG – HSI R Bear CBBC Dec 2009 E	300,000,000	2009/08/19	2009/12/30	75.00
66332	UBS AG – HSI R Bear CBBC Dec 2009 I	300,000,000	2009/08/19	2009/12/30	75.00
66328	UBS AG – Jiangxi Copper R Bull CBBC Mar 2010 K	100,000,000	2009/08/19	2010/03/01	48.00
66333	UBS AG – Jiangxi Copper R Bear CBBC Mar 2010 L	100,000,000	2009/08/19	2010/03/01	25.00
66318	UBS AG – Petrochina R Bear CBBC Feb 2010 D	100,000,000	2009/08/19	2010/02/22	25.00
66349	ABN AMRO Bank N.V. – A50 China R Bull CBBC Jan 2010 Z	80,000,000	2009/08/20	2010/01/18	20.00
66343	Credit Suisse – HKEx R Bear CBBC Jan 2010 L	200,000,000	2009/08/20	2010/01/11	60.00
66345	Deutsche Bank AG – HSI R Bull CBBC Feb 2010 O	300,000,000	2009/08/20	2010/02/25	75.00
66347	Goldman Sachs SP (Asia) – HSI R Bull CBBC Apr 2010 J	200,000,000	2009/08/20	2010/04/29	50.00
66348	KBC Fin Products Int'l Ltd. – HSI R Bull CBBC Feb 2010 S	248,000,000	2009/08/20	2010/02/25	62.00
66344	KBC Fin Products Int'l Ltd. – SHK Ppt R Bull CBBC Jan 2010 C	188,000,000	2009/08/20	2010/01/11	47.00
66346	UBS AG – HSI R Bear CBBC Nov 2009 X	300,000,000	2009/08/20	2009/11/27	75.00
66339	UBS AG – HSI R Bear CBBC Nov 2009 Y	300,000,000	2009/08/20	2009/11/27	75.00
66340	UBS AG – HSI R Bear CBBC Feb 2010 Y	400,000,000	2009/08/20	2010/02/25	100.00
66341	UBS AG – HSI R Bear CBBC Apr 2010 H	300,000,000	2009/08/20	2010/04/29	75.00
66351	UBS AG – China Mobile R Bear CBBC Jan 2010 M	200,000,000	2009/08/21	2010/01/18	50.00
66352	UBS AG – A50 China R Bull CBBC Jan 2010 R	200,000,000	2009/08/21	2010/01/11	50.00
66350	UBS AG – HSI R Bull CBBC Nov 2009 Z	300,000,000	2009/08/21	2009/11/27	75.00
66354	UBS AG – HSI R Bear CBBC Nov 2009 D	300,000,000	2009/08/21	2009/11/27	82.50
66355	UBS AG – HSI R Bear CBBC Nov 2009 I	300,000,000	2009/08/21	2009/11/27	87.00
66356	UBS AG – HSI R Bear CBBC Nov 2009 L	300,000,000	2009/08/21	2009/11/27	112.50
66357	UBS AG – HSI R Bear CBBC Nov 2009 P	300,000,000	2009/08/21	2009/11/27	75.00
66358	UBS AG – HSI R Bear CBBC Nov 2009 U	300,000,000	2009/08/21	2009/11/27	75.00
66407	ABN AMRO Bank N.V. – CCHC R Bull CBBC Jan 2010 C	80,000,000	2009/08/24	2010/01/11	20.00
66353	ABN AMRO Bank N.V. – DJIA R Bull CBBC Dec 2009 E	40,000,000	2009/08/24	2009/12/18	14.96
66413	ABN AMRO Bank N.V. – A50 China R Bear CBBC Jan 2010 E	80,000,000	2009/08/24	2010/01/18	20.00
66412	ABN AMRO Bank N.V. – A50 China R Bear CBBC Jan 2010 P	80,000,000	2009/08/24	2010/01/18	20.00
66411	ABN AMRO Bank N.V. – A50 China R Bear CBBC Jan 2010 Q	80,000,000	2009/08/24	2010/01/18	20.00
66408	ABN AMRO Bank N.V. – HSI R Bull CBBC Feb 2010 C	250,000,000	2009/08/24	2010/02/25	64.75
66409	ABN AMRO Bank N.V. – HSI R Bull CBBC Feb 2010 D	250,000,000	2009/08/24	2010/02/25	62.50
66410	ABN AMRO Bank N.V. – HSI R Bull CBBC Feb 2010 E	250,000,000	2009/08/24	2010/02/25	62.50
66414	ABN AMRO Bank N.V. – HSI R Bear CBBC Feb 2010 F	250,000,000	2009/08/24	2010/02/25	62.50
66415	ABN AMRO Bank N.V. – HSI R Bear CBBC Feb 2010 G	250,000,000	2009/08/24	2010/02/25	62.50
66364	Credit Suisse – A50 China R Bull CBBC Jan 2010 M	200,000,000	2009/08/24	2010/01/11	50.00
66365	Credit Suisse – A50 China R Bull CBBC Jan 2010 N	200,000,000	2009/08/24	2010/01/11	50.00
66369	Credit Suisse – A50 China R Bear CBBC Jan 2010 O	200,000,000	2009/08/24	2010/01/11	50.00
66366	Credit Suisse – HSI R Bull CBBC Jan 2010 A	190,000,000	2009/08/24	2010/01/28	47.50
66370	Credit Suisse – HSI R Bear CBBC Jan 2010 B	200,000,000	2009/08/24	2010/01/28	50.00

Main Board Callable Bull/Bear Contracts

Code	Callable Bull/Bear Contracts	No. of issue (units)	Listing date	Expiry	Amount raised (HK\$ mil.)
66399	Deutsche Bank AG – China Life R Bear CBBC Feb 2010 A	150,000,000	2009/08/24	2010/02/08	52.50
66400	Deutsche Bank AG – China Life R Bear CBBC Feb 2010 B	150,000,000	2009/08/24	2010/02/08	67.50
66376	Deutsche Bank AG – A50 China R Bear CBBC Feb 2010 A	150,000,000	2009/08/24	2010/02/08	37.50
66401	Deutsche Bank AG – HKEx R Bear CBBC Feb 2010 A	150,000,000	2009/08/24	2010/02/08	37.50
66402	Deutsche Bank AG – HSI R Bull CBBC May 2010 C	300,000,000	2009/08/24	2010/05/28	75.00
66403	Deutsche Bank AG – HSI R Bear CBBC Jan 2010 Q	300,000,000	2009/08/24	2010/01/28	75.00
66405	Deutsche Bank AG – HSI R Bear CBBC Feb 2010 C	300,000,000	2009/08/24	2010/02/25	81.00
66404	Deutsche Bank AG – HSI R Bear CBBC Feb 2010 H	300,000,000	2009/08/24	2010/02/25	84.00
66406	Deutsche Bank AG – HSI R Bear CBBC Feb 2010 Z	300,000,000	2009/08/24	2010/02/25	90.00
66416	Goldman Sachs SP (Asia) – HSI R Bear CBBC Apr 2010 K	200,000,000	2009/08/24	2010/04/29	50.00
66417	Goldman Sachs SP (Asia) – HSI R Bear CBBC Apr 2010 L	200,000,000	2009/08/24	2010/04/29	50.00
66418	Goldman Sachs SP (Asia) – HSI R Bear CBBC Apr 2010 M	200,000,000	2009/08/24	2010/04/29	50.00
66419	Goldman Sachs SP (Asia) – HSI R Bear CBBC Apr 2010 N	200,000,000	2009/08/24	2010/04/29	50.00
66367	KBC Fin Products Int'l Ltd. – A50 China R Bull CBBC Jan 10E	188,000,000	2009/08/24	2010/01/08	47.00
66368	KBC Fin Products Int'l Ltd. – HSI R Bull CBBC Dec 2009 U	248,000,000	2009/08/24	2009/12/30	62.00
66359	KBC Fin Products Int'l Ltd. – HSI R Bull CBBC Jan 2010 A	208,000,000	2009/08/24	2010/01/28	52.00
66377	KBC Fin Products Int'l Ltd. – HSI R Bear CBBC Dec 2009 L	208,000,000	2009/08/24	2009/12/30	52.00
66378	KBC Fin Products Int'l Ltd. – HSI R Bear CBBC Dec 2009 N	308,000,000	2009/08/24	2009/12/30	77.00
66379	KBC Fin Products Int'l Ltd. – HSI R Bear CBBC Jan 2010 B	248,000,000	2009/08/24	2010/01/28	62.00
66371	CC Rabobank B.A. – HSI R Bull CBBC Apr 2010 A	180,000,000	2009/08/24	2010/04/29	45.00
66372	CC Rabobank B.A. – HSI R Bull CBBC Apr 2010 B	180,000,000	2009/08/24	2010/04/29	45.00
66374	CC Rabobank B.A. – HSI R Bear CBBC Mar 2010 A	180,000,000	2009/08/24	2010/03/30	45.00
66373	CC Rabobank B.A. – HSI R Bear CBBC Mar 2010 R	180,000,000	2009/08/24	2010/03/30	45.00
66375	CC Rabobank B.A. – HSI R Bear CBBC Mar 2010 Z	180,000,000	2009/08/24	2010/03/30	45.00
66384	UBS AG – CHALCO R Bear CBBC Feb 2010 I	100,000,000	2009/08/24	2010/02/22	25.00
66360	UBS AG – China Mobile R Bull CBBC Jan 2010 N	200,000,000	2009/08/24	2010/01/18	50.00
66395	UBS AG – China Mobile R Bear CBBC Jan 2010 O	200,000,000	2009/08/24	2010/01/18	50.00
66382	UBS AG – China Tel R Bull CBBC Feb 2010 C	100,000,000	2009/08/24	2010/02/22	25.00
66386	UBS AG – China Tel R Bear CBBC Jan 2010 C	100,000,000	2009/08/24	2010/01/18	25.00
66383	UBS AG – CUni R Bull CBBC Feb 2010 E	100,000,000	2009/08/24	2010/02/22	31.50
66381	UBS AG – CCHC R Bull CBBC Mar 2010 G	100,000,000	2009/08/24	2010/03/01	25.00
66385	UBS AG – CCHC R Bear CBBC Mar 2010 H	100,000,000	2009/08/24	2010/03/01	25.00
66396	UBS AG – China Life R Bear CBBC Jan 2010 N	200,000,000	2009/08/24	2010/01/11	50.00
66387	UBS AG – CNOOC R Bear CBBC Feb 2010 F	100,000,000	2009/08/24	2010/02/22	25.00
66361	UBS AG – A50 China R Bull CBBC Jan 2010 S	200,000,000	2009/08/24	2010/01/11	50.00
66397	UBS AG – A50 China R Bear CBBC Jan 2010 T	200,000,000	2009/08/24	2010/01/11	50.00
66398	UBS AG – A50 China R Bear CBBC Jan 2010 U	200,000,000	2009/08/24	2010/01/11	50.00
66388	UBS AG – HKEx R Bull CBBC Jan 2010 S	200,000,000	2009/08/24	2010/01/04	50.00
66392	UBS AG – HKEx R Bear CBBC Jan 2010 T	200,000,000	2009/08/24	2010/01/04	50.00
66393	UBS AG – HSCEI R Bull CBBC Feb 2010 P	100,000,000	2009/08/24	2010/02/25	25.00
66394	UBS AG – HSCEI R Bull CBBC Feb 2010 R	100,000,000	2009/08/24	2010/02/25	25.00
66389	UBS AG – HSCEI R Bear CBBC Feb 2010 Q	100,000,000	2009/08/24	2010/02/25	25.00
66380	UBS AG – HSI R Bull CBBC Nov 2009 B	300,000,000	2009/08/24	2009/11/27	75.00
66362	UBS AG – HSI R Bull CBBC Nov 2009 V	300,000,000	2009/08/24	2009/11/27	75.00
66363	UBS AG – HSI R Bull CBBC Dec 2009 G	400,000,000	2009/08/24	2009/12/30	100.00

Main Board Callable Bull/Bear Contracts

Code	Callable Bull/Bear Contracts	No. of issue (units)	Listing date	Expiry	Amount raised (HK\$ mil.)
66391	UBS AG – HSI R Bear CBBC Dec 2009 B	400,000,000	2009/08/24	2009/12/30	100.00
66390	UBS AG – HSI R Bear CBBC Dec 2009 J	300,000,000	2009/08/24	2009/12/30	75.00
66431	BNP Paribas Arbit Issu B.V. – HSI R Bear CBBC Mar 2010 R	300,000,000	2009/08/25	2010/03/30	75.00
66432	BNP Paribas Arbit Issu B.V. – HSI R Bear CBBC Mar 2010 S	300,000,000	2009/08/25	2010/03/30	75.00
66433	BNP Paribas Arbit Issu B.V. – HSI R Bear CBBC Mar 2010 T	300,000,000	2009/08/25	2010/03/30	75.00
66442	Credit Suisse – China Life R Bull CBBC Jan 2010 G	200,000,000	2009/08/25	2010/01/25	99.00
66420	Credit Suisse – HKEx R Bull CBBC Jan 2010 M	200,000,000	2009/08/25	2010/01/11	52.00
66424	Credit Suisse – HKEx R Bear CBBC Jan 2010 N	200,000,000	2009/08/25	2010/01/11	50.00
66425	Credit Suisse – HKEx R Bear CBBC Jan 2010 O	200,000,000	2009/08/25	2010/01/11	50.00
66443	Credit Suisse – HSI R Bull CBBC Jan 2010 C	200,000,000	2009/08/25	2010/01/28	50.00
66446	Deutsche Bank AG – HSI R Bull CBBC Feb 2010 J	300,000,000	2009/08/25	2010/02/25	84.00
66447	Deutsche Bank AG – HSI R Bull CBBC Feb 2010 P	300,000,000	2009/08/25	2010/02/25	78.00
66448	Deutsche Bank AG – HSI R Bear CBBC Dec 2009 Z	300,000,000	2009/08/25	2009/12/30	75.00
66449	Deutsche Bank AG – HSI R Bear CBBC Jan 2010 X	300,000,000	2009/08/25	2010/01/28	84.00
66421	HK Bank – HSI R Bear CBBC Jun 2010 E	220,000,000	2009/08/25	2010/06/29	55.00
66422	KBC Fin Products Int'l Ltd. – HSI R Bull CBBC Jan 2010 F	208,000,000	2009/08/25	2010/01/28	52.00
66434	KBC Fin Products Int'l Ltd. – HSI R Bear CBBC Jan 2010 V	248,000,000	2009/08/25	2010/01/28	62.00
66435	KBC Fin Products Int'l Ltd. – HSI R Bear CBBC Mar 2010 O	400,000,000	2009/08/25	2010/03/30	100.00
66437	UBS AG – China Mobile R Bear CBBC Jan 2010 P	200,000,000	2009/08/25	2010/01/18	50.00
66436	UBS AG – China Life R Bear CBBC Jan 2010 O	200,000,000	2009/08/25	2010/01/11	50.00
66444	UBS AG – A50 China R Bull CBBC Jan 2010 V	200,000,000	2009/08/25	2010/01/11	50.00
66423	UBS AG – HSI R Bull CBBC Dec 2009 F	300,000,000	2009/08/25	2009/12/30	75.00
66445	UBS AG – HSI R Bull CBBC Dec 2009 S	300,000,000	2009/08/25	2009/12/30	75.00
66426	UBS AG – HSI R Bull CBBC Jan 2010 A	300,000,000	2009/08/25	2010/01/28	75.00
66427	UBS AG – HSI R Bull CBBC Feb 2010 R	300,000,000	2009/08/25	2010/02/25	87.00
66428	UBS AG – HSI R Bull CBBC Feb 2010 Z	300,000,000	2009/08/25	2010/02/25	75.00
66429	UBS AG – HSI R Bull CBBC Apr 2010 J	300,000,000	2009/08/25	2010/04/29	75.00
66430	UBS AG – HSI R Bull CBBC May 2010 R	300,000,000	2009/08/25	2010/05/28	75.00
66439	UBS AG – HSI R Bear CBBC Nov 2009 S	300,000,000	2009/08/25	2009/11/27	75.00
66440	UBS AG – HSI R Bear CBBC Dec 2009 O	300,000,000	2009/08/25	2009/12/30	75.00
66441	UBS AG – HSI R Bear CBBC Jan 2010 C	300,000,000	2009/08/25	2010/01/28	75.00
66438	UBS AG – Petrochina R Bear CBBC Feb 2010 E	100,000,000	2009/08/25	2010/02/22	25.00
66499	ABN AMRO Bank N.V. – China Mobile R Bull CBBC Jan 2010 A	80,000,000	2009/08/26	2010/01/11	20.00
66500	ABN AMRO Bank N.V. – China Mobile R Bull CBBC Jan 2010 B	80,000,000	2009/08/26	2010/01/11	20.00
66504	ABN AMRO Bank N.V. – China Mobile R Bear CBBC Jan 2010 C	80,000,000	2009/08/26	2010/01/11	20.00
66503	ABN AMRO Bank N.V. – CC Bank R Bear CBBC Jan 2010 A	80,000,000	2009/08/26	2010/01/18	20.00
66497	ABN AMRO Bank N.V. – A50 China R Bull CBBC Jan 2010 J	80,000,000	2009/08/26	2010/01/18	22.64
66498	ABN AMRO Bank N.V. – A50 China R Bull CBBC Jan 2010 K	80,000,000	2009/08/26	2010/01/18	20.00
66502	ABN AMRO Bank N.V. – A50 China R Bear CBBC Jan 2010 I	80,000,000	2009/08/26	2010/01/18	20.00
66501	ABN AMRO Bank N.V. – HKEx R Bear CBBC Jan 2010 D	80,000,000	2009/08/26	2010/01/18	20.00
66505	ABN AMRO Bank N.V. – HSI R Bear CBBC Feb 2010 H	250,000,000	2009/08/26	2010/02/25	62.50
66507	Credit Suisse – China Mobile R Bear CBBC Jan 2010 I	200,000,000	2009/08/26	2010/01/25	50.00
66465	Credit Suisse – China Life R Bull CBBC Jan 2010 H	100,000,000	2009/08/26	2010/01/25	66.00
66467	Credit Suisse – A50 China R Bull CBBC Jan 2010 P	200,000,000	2009/08/26	2010/01/25	65.00
66468	Credit Suisse – A50 China R Bull CBBC Jan 2010 Q	200,000,000	2009/08/26	2010/01/25	55.00

Main Board Callable Bull/Bear Contracts

Code	Callable Bull/Bear Contracts	No. of issue (units)	Listing date	Expiry	Amount raised (HK\$ mil.)
66508	Credit Suisse – A50 China R Bear CBBC Jan 2010 R	200,000,000	2009/08/26	2010/01/25	50.00
66466	Credit Suisse – HKEx R Bull CBBC Jan 2010 P	200,000,000	2009/08/26	2010/01/25	64.00
66469	Credit Suisse – HSI R Bull CBBC Jan 2010 D	200,000,000	2009/08/26	2010/01/28	88.00
66506	Credit Suisse – HSI R Bull CBBC Jan 2010 E	200,000,000	2009/08/26	2010/01/28	90.00
66510	Credit Suisse – HSI R Bear CBBC Jan 2010 F	200,000,000	2009/08/26	2010/01/28	50.00
66495	Deutsche Bank AG – HSI R Bear CBBC Jan 2010 I	300,000,000	2009/08/26	2010/01/28	75.00
66496	Deutsche Bank AG – HSI R Bear CBBC Jan 2010 O	300,000,000	2009/08/26	2010/01/28	81.00
66480	KBC Fin Products Int'l Ltd. – A50 China R Bull CBBC Dec 09 C	188,000,000	2009/08/26	2009/12/04	47.00
66486	KBC Fin Products Int'l Ltd. – A50 China R Bear CBBC Dec 09 D	188,000,000	2009/08/26	2009/12/15	47.00
66470	KBC Fin Products Int'l Ltd. – A50 China R Bear CBBC Jan 10 F	188,000,000	2009/08/26	2010/01/08	47.00
66471	KBC Fin Products Int'l Ltd. – A50 China R Bear CBBC Jan 10 G	188,000,000	2009/08/26	2010/01/04	47.00
66472	KBC Fin Products Int'l Ltd. – A50 China R Bear CBBC Jan 10 H	188,000,000	2009/08/26	2010/01/15	47.00
66473	KBC Fin Products Int'l Ltd. – HSI R Bull CBBC Mar 2010 P	400,000,000	2009/08/26	2010/03/30	100.00
66481	KBC Fin Products Int'l Ltd. – HSI R Bear CBBC Feb 2010 T	308,000,000	2009/08/26	2010/02/25	77.00
66478	CC Rabobank B.A. – A50 China R Bull CBBC Mar 2010 A	100,000,000	2009/08/26	2010/03/30	28.00
66479	CC Rabobank B.A. – A50 China R Bull CBBC Mar 2010 B	100,000,000	2009/08/26	2010/03/30	25.00
66483	CC Rabobank B.A. – A50 China R Bear CBBC Mar 2010 C	100,000,000	2009/08/26	2010/03/30	25.00
66484	CC Rabobank B.A. – A50 China R Bear CBBC Mar 2010 D	100,000,000	2009/08/26	2010/03/30	25.00
66485	CC Rabobank B.A. – A50 China R Bear CBBC Mar 2010 E	100,000,000	2009/08/26	2010/03/30	26.00
66451	SGA Societe Generale Acceptance N.V. – CMob R Bear CBBC Jan10I	300,000,000	2009/08/26	2010/01/13	75.00
66450	SGA Societe Generale Acceptance N.V. – CCoal R Bear CBBC Jan10G	100,000,000	2009/08/26	2010/01/13	34.00
66453	SGA Societe Generale Acceptance N.V. – A50 R Bear CBBC Jan10V	150,000,000	2009/08/26	2010/01/20	37.50
66454	SGA Societe Generale Acceptance N.V. – A50 R Bear CBBC Jan10W	150,000,000	2009/08/26	2010/01/20	37.50
66455	SGA Societe Generale Acceptance N.V. – A50 R Bear CBBC Jan10X	150,000,000	2009/08/26	2010/01/20	37.50
66456	SGA Societe Generale Acceptance N.V. – A50 R Bear CBBC Jan10Y	150,000,000	2009/08/26	2010/01/20	45.00
66452	SGA Societe Generale Acceptance N.V. – HKEx R Bear CBBC Jan10R	150,000,000	2009/08/26	2010/01/13	37.50
66460	SGA Societe Generale Acceptance N.V. – HSI R Bear CBBC Apr10R	300,000,000	2009/08/26	2010/04/29	75.00
66461	SGA Societe Generale Acceptance N.V. – HSI R Bear CBBC Apr10S	300,000,000	2009/08/26	2010/04/29	75.00
66462	SGA Societe Generale Acceptance N.V. – HSI R Bear CBBC Apr10T	300,000,000	2009/08/26	2010/04/29	75.00
66463	SGA Societe Generale Acceptance N.V. – HSI R Bear CBBC Apr10U	300,000,000	2009/08/26	2010/04/29	75.00
66464	SGA Societe Generale Acceptance N.V. – HSI R Bear CBBC Apr10V	300,000,000	2009/08/26	2010/04/29	75.00
66457	SGA Societe Generale Acceptance NV – JiangC R Bull CBBC Jan10G	50,000,000	2009/08/26	2010/01/20	20.00
66458	SGA Societe Generale Acceptance NV – JiangC R Bear CBBC Jan10H	50,000,000	2009/08/26	2010/01/20	20.00
66459	SGA Societe Generale Acceptance NV – PingAn R Bear CBBC Jan10E	200,000,000	2009/08/26	2010/01/20	50.00
66482	UBS AG – CHALCO R Bull CBBC Feb 2010 J	100,000,000	2009/08/26	2010/02/22	25.00
66489	UBS AG – CHALCO R Bear CBBC Feb 2010 K	100,000,000	2009/08/26	2010/02/22	25.00
66487	UBS AG – China Mobile R Bull CBBC Jan 2010 Q	200,000,000	2009/08/26	2010/01/18	50.00
66474	UBS AG – China Life R Bull CBBC Jan 2010 P	200,000,000	2009/08/26	2010/01/11	50.00
66475	UBS AG – A50 China R Bull CBBC Jan 2010 W	200,000,000	2009/08/26	2010/01/11	50.00
66492	UBS AG – HSI R Bull CBBC Dec 2009 V	300,000,000	2009/08/26	2009/12/30	75.00
66476	UBS AG – HSI R Bull CBBC Jan 2010 K	300,000,000	2009/08/26	2010/01/28	75.00
66477	UBS AG – HSI R Bull CBBC Feb 2010 E	300,000,000	2009/08/26	2010/02/25	75.00
66493	UBS AG – HSI R Bear CBBC Nov 2009 C	300,000,000	2009/08/26	2009/11/27	75.00
66494	UBS AG – HSI R Bear CBBC Nov 2009 T	300,000,000	2009/08/26	2009/11/27	75.00
66488	UBS AG – Jiangxi Copper R Bull CBBC Mar 2010 M	100,000,000	2009/08/26	2010/03/01	57.00

Main Board Callable Bull/Bear Contracts

Code	Callable Bull/Bear Contracts	No. of issue (units)	Listing date	Expiry	Amount raised (HK\$ mil.)
66491	UBS AG – Jiangxi Copper R Bear CBBC Mar 2010 N	100,000,000	2009/08/26	2010/03/01	25.00
66490	UBS AG – SHK Ppt R Bear CBBC Feb 2010 P	100,000,000	2009/08/26	2010/02/22	25.00
65555*	UBS AG – HSI R Bear CBBC Mar 2010 O	300,000,000	2009/08/26	2010/03/30	53.10
66517	Deutsche Bank AG – HSI R Bull CBBC Feb 2010 I	300,000,000	2009/08/27	2010/02/25	75.00
66520	Deutsche Bank AG – HSI R Bear CBBC Jan 2010 E	300,000,000	2009/08/27	2010/01/28	78.00
66509	Merrill Lynch Int'l & Co. C.V. – HSI R Bear CBBC Feb 2010 V	200,000,000	2009/08/27	2010/02/25	50.00
66511	Merrill Lynch Int'l & Co. C.V. – HSI R Bear CBBC Feb 2010 W	200,000,000	2009/08/27	2010/02/25	50.00
66512	Merrill Lynch Int'l & Co. C.V. – HSI R Bear CBBC Feb 2010 X	200,000,000	2009/08/27	2010/02/25	50.00
66513	UBS AG – China Life R Bull CBBC Feb 2010 G	200,000,000	2009/08/27	2010/02/22	50.00
66514	UBS AG – China Life R Bull CBBC Feb 2010 H	200,000,000	2009/08/27	2010/02/08	50.00
66518	UBS AG – China Life R Bear CBBC Feb 2010 I	200,000,000	2009/08/27	2010/02/08	50.00
66519	UBS AG – China Life R Bear CBBC Feb 2010 J	200,000,000	2009/08/27	2010/02/22	50.00
66515	UBS AG – HSCEI R Bear CBBC Feb 2010 S	100,000,000	2009/08/27	2010/02/25	25.00
66516	UBS AG – HSI R Bear CBBC Feb 2010 G	300,000,000	2009/08/27	2010/02/25	75.00
66521	SGA Societe Generale Acceptance NV – CHALCO R Bear CBBC Jan10I	100,000,000	2009/08/28	2010/01/20	25.00
66522	SGA Societe Generale Acceptance N.V. – CCHC R Bull CBBC Jan10H	100,000,000	2009/08/28	2010/01/13	27.00
66526	SGA Societe Generale Acceptance N.V. – CCHC R Bear CBBC Jan10I	100,000,000	2009/08/28	2010/01/13	30.00
66523	SGA Societe Generale Acceptance N.V. – CShen R Bear CBBC Jan10F	50,000,000	2009/08/28	2010/01/20	36.00
66524	SGA Societe Generale Acceptance N.V. – R&F R Bear CBBC Jan10G	50,000,000	2009/08/28	2010/01/20	24.00
66527	SGA Societe Generale Acceptance N.V. – HSI R Bull CBBC Apr10W	300,000,000	2009/08/28	2010/04/29	75.00
66528	SGA Societe Generale Acceptance N.V. – HSI R Bull CBBC Apr10X	300,000,000	2009/08/28	2010/04/29	75.00
66531	SGA Societe Generale Acceptance N.V. – HSI R Bear CBBC Apr10Y	300,000,000	2009/08/28	2010/04/29	75.00
66532	SGA Societe Generale Acceptance N.V. – HSI R Bear CBBC Apr10Z	300,000,000	2009/08/28	2010/04/29	75.00
66525	SGA Societe Generale Acceptance NV – Shimao R Bear CBBC Jan10G	50,000,000	2009/08/28	2010/01/20	20.00
66530	UBS AG – CHALCO R Bull CBBC Feb 2010 L	100,000,000	2009/08/28	2010/02/22	25.00
66533	UBS AG – China Mobile R Bear CBBC Jan 2010 R	200,000,000	2009/08/28	2010/01/18	50.00
66535	UBS AG – HSI R Bull CBBC Nov 2009 Z	300,000,000	2009/08/28	2009/11/27	75.00
66529	UBS AG – Shimao R Bull CBBC Jan 2010 G	100,000,000	2009/08/28	2010/01/18	35.00
66534	UBS AG – Shimao R Bear CBBC Jan 2010 H	100,000,000	2009/08/28	2010/01/18	34.50
66551	ABN AMRO Bank N.V. – China Tel R Bull CBBC Feb 2010 A	80,000,000	2009/08/31	2010/02/18	20.00
66552	ABN AMRO Bank N.V. – China Tel R Bull CBBC Feb 2010 B	80,000,000	2009/08/31	2010/02/18	20.00
66550	ABN AMRO Bank N.V. – HSI R Bull CBBC Feb 2010 I	250,000,000	2009/08/31	2010/02/25	62.50
66554	ABN AMRO Bank N.V. – HSI R Bear CBBC Feb 2010 J	250,000,000	2009/08/31	2010/02/25	62.50
66541	BNP Paribas Arbit Issu B.V. – HSI R Bull CBBC Mar 2010 U	300,000,000	2009/08/31	2010/03/30	75.00
66542	BNP Paribas Arbit Issu B.V. – HSI R Bull CBBC Mar 2010 V	300,000,000	2009/08/31	2010/03/30	75.00
66540	Credit Suisse – HSI R Bull CBBC Jan 2010 G	200,000,000	2009/08/31	2010/01/28	50.00
66544	Credit Suisse – HSI R Bear CBBC Jan 2010 H	190,000,000	2009/08/31	2010/01/28	47.50
66548	Deutsche Bank AG – HSI R Bull CBBC Jan 2010 Q	300,000,000	2009/08/31	2010/01/28	75.00
66549	Deutsche Bank AG – HSI R Bull CBBC Mar 2010 J	300,000,000	2009/08/31	2010/03/30	90.00
66547	KBC Fin Products Int'l Ltd. – HSI R Bull CBBC Feb 2010 U	248,000,000	2009/08/31	2010/02/25	62.00
66538	KBC Fin Products Int'l Ltd. – HSI R Bear CBBC Dec 2009 P	248,000,000	2009/08/31	2009/12/30	62.00
66539	KBC Fin Products Int'l Ltd. – HSI R Bear CBBC Dec 2009 S	208,000,000	2009/08/31	2009/12/30	52.00
66543	UBS AG – China Mobile R Bear CBBC Feb 2010 D	200,000,000	2009/08/31	2010/02/08	50.00
66545	UBS AG – HSCEI R Bull CBBC Jan 2010 A	100,000,000	2009/08/31	2010/01/28	25.00
66546	UBS AG – HSI R Bull CBBC Dec 2009 X	300,000,000	2009/08/31	2009/12/30	75.00

Main Board Callable Bull/Bear Contracts

Code	Callable Bull/Bear Contracts	No. of issue (units)	Listing date	Expiry	Amount raised (HK\$ mil.)
66536	UBS AG – HSI R Bear CBBC Dec 2009 A	300,000,000	2009/08/31	2009/12/30	75.00
66537	UBS AG – HSI R Bear CBBC Dec 2009 T	300,000,000	2009/08/31	2009/12/30	75.00
66559	Credit Suisse – China Mobile R Bull CBBC Jan 2010 J	100,000,000	2009/09/01	2010/01/25	25.00
66563	Credit Suisse – China Mobile R Bear CBBC Jan 2010 K	100,000,000	2009/09/01	2010/01/25	25.00
66560	Credit Suisse – HSI R Bear CBBC Jan 2010 I	200,000,000	2009/09/01	2010/01/28	50.00
66558	Deutsche Bank AG – HSI R Bear CBBC Dec 2009 F	300,000,000	2009/09/01	2009/12/30	75.00
66557	Deutsche Bank AG – HSI R Bear CBBC Dec 2009 Y	300,000,000	2009/09/01	2009/12/30	78.00
66556	HK Bank – HSI R Bear CBBC Jun 2010 F	180,000,000	2009/09/01	2010/06/29	45.00
66553	KBC Fin Products Int'l Ltd. – HSI R Bull CBBC Dec 2009 Q	248,000,000	2009/09/01	2009/12/30	62.00
66561	UBS AG – China Mobile R Bear CBBC Jan 2010 S	200,000,000	2009/09/01	2010/01/18	50.00
66562	UBS AG – A50 China R Bear CBBC Jan 2010 X	200,000,000	2009/09/01	2010/01/25	50.00
66555	UBS AG – HSI R Bull CBBC Dec 2009 B	300,000,000	2009/09/01	2009/12/30	75.00
66564	UBS AG – HSI R Bear CBBC Jan 2010 L	300,000,000	2009/09/01	2010/01/28	75.00
65479#	Deutsche Bank AG – HSI R Bull CBBC Feb 2010 V	300,000,000	2009/09/01	2010/02/25	40.50
66589	Deutsche Bank AG – China Life R Bull CBBC Feb 2010 C	150,000,000	2009/09/02	2010/02/08	61.50
66590	Goldman Sachs SP (Asia) – HSI R Bull CBBC Apr 2010 O	200,000,000	2009/09/02	2010/04/29	50.00
66591	Goldman Sachs SP (Asia) – HSI R Bull CBBC Apr 2010 P	200,000,000	2009/09/02	2010/04/29	50.00
66595	Goldman Sachs SP (Asia) – HSI R Bear CBBC Apr 2010 Q	200,000,000	2009/09/02	2010/04/29	50.00
66587	KBC Fin Products Int'l Ltd. – HSCEI R Bull CBBC Jan 2010 A	188,000,000	2009/09/02	2010/01/28	47.00
66588	KBC Fin Products Int'l Ltd. – HSCEI R Bull CBBC Feb 2010 A	188,000,000	2009/09/02	2010/02/25	47.00
66571	SGA Societe Generale Acceptance NV – BOC HK R Bull CBBC Jan10C	50,000,000	2009/09/02	2010/01/20	19.00
66572	SGA Societe Generale Acceptance NV – BOC HK R Bear CBBC Jan10D	50,000,000	2009/09/02	2010/01/20	22.00
66575	SGA Societe Generale Acceptance N.V. – CMob R Bear CBBC Jan10J	300,000,000	2009/09/02	2010/01/13	75.00
66576	SGA Societe Generale Acceptance N.V. – CMob R Bear CBBC Jan10K	300,000,000	2009/09/02	2010/01/13	75.00
66573	SGA Societe Generale Acceptance N.V. – CLife R Bear CBBC Jan10Q	100,000,000	2009/09/02	2010/01/20	32.00
66574	SGA Societe Generale Acceptance N.V. – CLife R Bear CBBC Jan10R	100,000,000	2009/09/02	2010/01/20	42.00
66578	SGA Societe Generale Acceptance N.V. – A50 R Bull CBBC Jan10Z	150,000,000	2009/09/02	2010/01/20	37.50
66579	SGA Societe Generale Acceptance N.V. – A50 R Bear CBBC Jan10C	150,000,000	2009/09/02	2010/01/20	37.50
66577	SGA Societe Generale Acceptance N.V. – R&F R Bear CBBC Jan10H	50,000,000	2009/09/02	2010/01/20	22.00
66565	SGA Societe Generale Acceptance NV – HSCEI R Bear CBBC Jan10D	200,000,000	2009/09/02	2010/01/28	50.00
66566	SGA Societe Generale Acceptance N.V. – HSI R Bull CBBC Jan10G	500,000,000	2009/09/02	2010/01/28	125.00
66567	SGA Societe Generale Acceptance N.V. – HSI R Bull CBBC Jan10M	500,000,000	2009/09/02	2010/01/28	125.00
66569	SGA Societe Generale Acceptance N.V. – HSI R Bull CBBC Apr10G	300,000,000	2009/09/02	2010/04/29	75.00
66570	SGA Societe Generale Acceptance N.V. – HSI R Bull CBBC Apr10H	300,000,000	2009/09/02	2010/04/29	75.00
66568	SGA Societe Generale Acceptance N.V. – HSI R Bull CBBC Apr10J	300,000,000	2009/09/02	2010/04/29	75.00
66580	SGA Societe Generale Acceptance NV – JiangC R Bull CBBC Jan10I	50,000,000	2009/09/02	2010/01/20	15.00
66581	SGA Societe Generale Acceptance NV – Shimao R Bear CBBC Jan10H	50,000,000	2009/09/02	2010/01/20	17.00
66582	UBS AG – China Life R Bull CBBC Feb 2010 K	200,000,000	2009/09/02	2010/02/08	50.00
66586	UBS AG – HSI R Bull CBBC Dec 2009 J	300,000,000	2009/09/02	2009/12/30	75.00
66584	UBS AG – Jiangxi Copper R Bull CBBC Feb 2010 E	100,000,000	2009/09/02	2010/02/22	29.50
66585	UBS AG – Petrochina R Bull CBBC Feb 2010 F	100,000,000	2009/09/02	2010/02/22	25.00
66552#	UBS AG – HSI R Bull CBBC Dec 2009 L	300,000,000	2009/09/02	2009/12/30	18.90
66583#	UBS AG – HSI R Bull CBBC May 2010 I	600,000,000	2009/09/02	2010/05/28	12.00
66603	ABN AMRO Bank N.V. – A50 China R Bear CBBC Jan 2010 H	80,000,000	2009/09/03	2010/01/18	20.00
66602	ABN AMRO Bank N.V. – HSI R Bull CBBC Feb 2010 K	250,000,000	2009/09/03	2010/02/25	62.50

Main Board Callable Bull/Bear Contracts

Code	Callable Bull/Bear Contracts	No. of issue (units)	Listing date	Expiry	Amount raised (HK\$ mil.)
66606	ABN AMRO Bank N.V. – HSI R Bear CBBC Feb 2010 L	250,000,000	2009/09/03	2010/02/25	62.50
66601	Deutsche Bank AG – HSI R Bear CBBC Feb 2010 G	300,000,000	2009/09/03	2010/02/25	75.00
66593	KBC Fin Products Int'l Ltd. – HSI R Bear CBBC Dec 2009 W	208,000,000	2009/09/03	2009/12/30	52.00
66599	UBS AG – China Mobile R Bear CBBC Feb 2010 E	200,000,000	2009/09/03	2010/02/22	50.00
66600	UBS AG – CCHC R Bear CBBC Feb 2010 E	100,000,000	2009/09/03	2010/02/22	25.00
66598	UBS AG – HKEx R Bear CBBC Feb 2010 I	200,000,000	2009/09/03	2010/02/08	50.00
66592	UBS AG – HSI R Bull CBBC Jan 2010 U	300,000,000	2009/09/03	2010/01/28	75.00
66594	UBS AG – HSI R Bear CBBC Dec 2009 G	300,000,000	2009/09/03	2009/12/30	75.00
66597	UBS AG – HSI R Bear CBBC Jan 2010 W	300,000,000	2009/09/03	2010/01/28	75.00
66596	UBS AG – HSI R Bear CBBC Jan 2010 X	300,000,000	2009/09/03	2010/01/28	75.00
64802 [#]	SGA Societe Generale Acceptance N.V. – A50 R Bull CBBC Jan10G	100,000,000	2009/09/03	2010/01/20	21.30
66627	ABN AMRO Bank N.V. – COVS R Bull CBBC Mar 2010 A	80,000,000	2009/09/04	2010/03/16	25.28
66632	ABN AMRO Bank N.V. – COVS R Bear CBBC Mar 2010 B	80,000,000	2009/09/04	2010/03/16	25.36
66628	ABN AMRO Bank N.V. – China Tel R Bull CBBC Feb 2010 C	80,000,000	2009/09/04	2010/02/18	20.00
66629	ABN AMRO Bank N.V. – CNOOC R Bull CBBC Mar 2010 A	80,000,000	2009/09/04	2010/03/16	21.52
66633	ABN AMRO Bank N.V. – CNOOC R Bear CBBC Mar 2010 B	80,000,000	2009/09/04	2010/03/16	20.96
66622	ABN AMRO Bank N.V. – A50 China R Bear CBBC Jan 2010 G	80,000,000	2009/09/04	2010/01/18	20.00
66623	ABN AMRO Bank N.V. – A50 China R Bear CBBC Jan 2010 U	80,000,000	2009/09/04	2010/01/18	20.00
66634	ABN AMRO Bank N.V. – HKEx R Bear CBBC Jan 2010 E	80,000,000	2009/09/04	2010/01/18	20.00
66624	ABN AMRO Bank N.V. – HSI R Bear CBBC Feb 2010 M	250,000,000	2009/09/04	2010/02/25	62.50
66625	ABN AMRO Bank N.V. – HSI R Bear CBBC Feb 2010 N	250,000,000	2009/09/04	2010/02/25	62.50
66626	ABN AMRO Bank N.V. – HSI R Bear CBBC Feb 2010 O	250,000,000	2009/09/04	2010/02/25	62.50
66630	ABN AMRO Bank N.V. – PetCh R Bull CBBC Mar 2010 A	80,000,000	2009/09/04	2010/03/16	20.00
66635	ABN AMRO Bank N.V. – PetCh R Bear CBBC Mar 2010 B	80,000,000	2009/09/04	2010/03/16	20.00
66631	ABN AMRO Bank N.V. – Shimao R Bull CBBC Mar 2010 A	80,000,000	2009/09/04	2010/03/16	27.36
66636	ABN AMRO Bank N.V. – Shimao R Bear CBBC Mar 2010 B	80,000,000	2009/09/04	2010/03/16	27.36
66621	Deutsche Bank AG – A50 China R Bear CBBC Feb 2010 B	150,000,000	2009/09/04	2010/02/08	39.00
66619	Deutsche Bank AG – HSI R Bear CBBC Jan 2010 I	300,000,000	2009/09/04	2010/01/28	75.00
66620	Deutsche Bank AG – HSI R Bear CBBC Jan 2010 O	300,000,000	2009/09/04	2010/01/28	75.00
66617	Goldman Sachs SP (Asia) – HSI R Bear CBBC Apr 2010 R	200,000,000	2009/09/04	2010/04/29	50.00
66618	Goldman Sachs SP (Asia) – HSI R Bear CBBC Apr 2010 S	200,000,000	2009/09/04	2010/04/29	50.00
66616	KBC Fin Products Int'l Ltd. – HSI R Bear CBBC Dec 2009 Z	308,000,000	2009/09/04	2009/12/30	77.00
66615	KBC Fin Products Int'l Ltd. – HSI R Bear CBBC Jan 2010 J	248,000,000	2009/09/04	2010/01/28	62.00
66604	SGA Societe Generale Acceptance N.V. – HSI R Bear CBBC Apr10I	300,000,000	2009/09/04	2010/04/29	75.00
66614	UBS AG – China Mobile R Bull CBBC Feb 2010 F	200,000,000	2009/09/04	2010/02/22	50.00
66605	UBS AG – A50 China R Bull CBBC Jan 2010 Y	200,000,000	2009/09/04	2010/01/11	50.00
66611	UBS AG – A50 China R Bull CBBC Jan 2010 Z	200,000,000	2009/09/04	2010/01/25	50.00
66608	UBS AG – R&F R Bull CBBC Jan 2010 G	100,000,000	2009/09/04	2010/01/18	30.50
66612	UBS AG – R&F R Bear CBBC Jan 2010 H	100,000,000	2009/09/04	2010/01/18	35.50
66607	UBS AG – HSI R Bull CBBC Jan 2010 Y	300,000,000	2009/09/04	2010/01/28	75.00
66610	UBS AG – HSI R Bear CBBC Mar 2010 U	300,000,000	2009/09/04	2010/03/30	75.00
66609	UBS AG – Shimao R Bull CBBC Jan 2010 I	100,000,000	2009/09/04	2010/01/18	32.00
66613	UBS AG – Shimao R Bear CBBC Jan 2010 J	100,000,000	2009/09/04	2010/01/18	32.50
66703	ABN AMRO Bank N.V. – A50 China R Bull CBBC Jan 2010 F	80,000,000	2009/09/07	2010/01/18	20.08
66707	ABN AMRO Bank N.V. – A50 China R Bear CBBC Jan 2010 A	80,000,000	2009/09/07	2010/01/18	20.00

Main Board Callable Bull/Bear Contracts

Code	Callable Bull/Bear Contracts	No. of issue (units)	Listing date	Expiry	Amount raised (HK\$ mil.)
66708	ABN AMRO Bank N.V. – A50 China R Bear CBBC Jan 2010 B	80,000,000	2009/09/07	2010/01/18	20.08
66709	ABN AMRO Bank N.V. – HKEx R Bull CBBC Jan 2010 F	80,000,000	2009/09/07	2010/01/18	20.00
66704	ABN AMRO Bank N.V. – HSI R Bull CBBC Feb 2010 P	250,000,000	2009/09/07	2010/02/25	62.75
66705	ABN AMRO Bank N.V. – HSI R Bull CBBC Feb 2010 Q	250,000,000	2009/09/07	2010/02/25	62.75
66706	ABN AMRO Bank N.V. – HSI R Bull CBBC Feb 2010 R	250,000,000	2009/09/07	2010/02/25	62.50
66710	ABN AMRO Bank N.V. – HSI R Bear CBBC Feb 2010 S	250,000,000	2009/09/07	2010/02/25	62.50
66711	ABN AMRO Bank N.V. – HSI R Bear CBBC Feb 2010 T	250,000,000	2009/09/07	2010/02/25	62.75
66645	BNP Paribas Arbit Issu B.V. – HSI R Bear CBBC Mar 2010 W	300,000,000	2009/09/07	2010/03/30	75.00
66646	BNP Paribas Arbit Issu B.V. – HSI R Bear CBBC Mar 2010 X	300,000,000	2009/09/07	2010/03/30	75.00
66691	BNP Paribas Arbit Issu B.V. – HSI R Bear CBBC Mar 2010 Y	300,000,000	2009/09/07	2010/03/30	75.00
66672	Credit Suisse – China Mobile R Bull CBBC Jan 2010 L	100,000,000	2009/09/07	2010/01/25	25.00
66671	Credit Suisse – A50 China R Bull CBBC Jan 2010 S	100,000,000	2009/09/07	2010/01/25	25.00
66676	Credit Suisse – A50 China R Bear CBBC Jan 2010 T	100,000,000	2009/09/07	2010/01/25	25.00
66670	Credit Suisse – HKEx R Bull CBBC Jan 2010 Q	100,000,000	2009/09/07	2010/01/25	29.50
66675	Credit Suisse – HKEx R Bear CBBC Jan 2010 R	100,000,000	2009/09/07	2010/01/25	25.00
66696	Credit Suisse – HSI R Bull CBBC Jan 2010 L	200,000,000	2009/09/07	2010/01/28	50.00
66697	Credit Suisse – HSI R Bull CBBC Jan 2010 M	200,000,000	2009/09/07	2010/01/28	50.00
66673	Credit Suisse – HSI R Bear CBBC Jan 2010 J	200,000,000	2009/09/07	2010/01/28	50.00
66674	Credit Suisse – HSI R Bear CBBC Jan 2010 K	190,000,000	2009/09/07	2010/01/28	47.50
66701	Credit Suisse – HSI R Bear CBBC Jan 2010 N	200,000,000	2009/09/07	2010/01/28	50.00
66702	Credit Suisse – HSI R Bear CBBC Jan 2010 O	200,000,000	2009/09/07	2010/01/28	50.00
66698	Deutsche Bank AG – HSI R Bear CBBC Dec 2009 X	300,000,000	2009/09/07	2009/12/30	75.00
66699	Deutsche Bank AG – HSI R Bear CBBC Jan 2010 Q	300,000,000	2009/09/07	2010/01/28	81.00
66700	Deutsche Bank AG – HSI R Bear CBBC May 2010 D	300,000,000	2009/09/07	2010/05/28	75.00
66644	HK Bank – HSI R Bear CBBC Jun 2010 G	180,000,000	2009/09/07	2010/06/29	45.00
66653	HK Bank – HSI R Bear CBBC Jun 2010 H	180,000,000	2009/09/07	2010/06/29	45.00
66686	KBC Fin Products Int'l Ltd. – CHALCO R Bull CBBC Dec 2009 A	100,000,000	2009/09/07	2009/12/18	25.00
66687	KBC Fin Products Int'l Ltd. – CCHC R Bull CBBC Jan 2010 B	98,000,000	2009/09/07	2010/01/08	24.50
66694	KBC Fin Products Int'l Ltd. – CP&CC R Bear CBBC Feb 2010 C	208,000,000	2009/09/07	2010/02/01	52.00
66689	KBC Fin Products Int'l Ltd. – A50 China R Bear CBBC Dec 09E	188,000,000	2009/09/07	2009/12/15	47.00
66688	KBC Fin Products Int'l Ltd. – HKEx R Bear CBBC Jan 2010 G	188,000,000	2009/09/07	2010/01/08	47.00
66652	KBC Fin Products Int'l Ltd. – HSI R Bull CBBC Jan 2010 D	208,000,000	2009/09/07	2010/01/28	52.00
66651	KBC Fin Products Int'l Ltd. – HSI R Bull CBBC Jan 2010 E	208,000,000	2009/09/07	2010/01/28	52.00
66690	KBC Fin Products Int'l Ltd. – HSI R Bull CBBC Feb 2010 V	308,000,000	2009/09/07	2010/02/25	77.00
66693	KBC Fin Products Int'l Ltd. – HSI R Bear CBBC Dec 2009 F	208,000,000	2009/09/07	2009/12/30	52.00
66692	KBC Fin Products Int'l Ltd. – HSI R Bear CBBC Jan 2010 L	248,000,000	2009/09/07	2010/01/28	62.00
66660	Macquarie Bank Ltd. – HSI R Bear CBBC Dec 2009 L	300,000,000	2009/09/07	2009/12/30	75.00
66677	CC Rabobank B.A. – HSI R Bull CBBC Mar 2010 K	180,000,000	2009/09/07	2010/03/30	45.00
66678	CC Rabobank B.A. – HSI R Bull CBBC Mar 2010 Y	180,000,000	2009/09/07	2010/03/30	45.00
66679	CC Rabobank B.A. – HSI R Bear CBBC Mar 2010 R	180,000,000	2009/09/07	2010/03/30	45.00
66680	CC Rabobank B.A. – HSI R Bear CBBC Mar 2010 Z	180,000,000	2009/09/07	2010/03/30	45.00
66681	CC Rabobank B.A. – HSI R Bear CBBC Apr 2010 C	180,000,000	2009/09/07	2010/04/29	45.00
66682	CC Rabobank B.A. – HSI R Bear CBBC Apr 2010 D	180,000,000	2009/09/07	2010/04/29	45.00
66683	CC Rabobank B.A. – HSI R Bear CBBC Apr 2010 E	180,000,000	2009/09/07	2010/04/29	45.00
66684	CC Rabobank B.A. – HSI R Bear CBBC Apr 2010 F	180,000,000	2009/09/07	2010/04/29	45.00

Main Board Callable Bull/Bear Contracts

Code	Callable Bull/Bear Contracts	No. of issue (units)	Listing date	Expiry	Amount raised (HK\$ mil.)
66685	CC Rabobank B.A. – HSI R Bear CBBC Apr 2010 G	180,000,000	2009/09/07	2010/04/29	45.00
66637	SGA Societe Generale Acceptance N.V. – R&F R Bull CBBC Jan10I	50,000,000	2009/09/07	2010/01/20	17.00
66638	SGA Societe Generale Acceptance N.V. – R&F R Bull CBBC Jan10J	50,000,000	2009/09/07	2010/01/20	12.50
66641	SGA Societe Generale Acceptance N.V. – R&F R Bear CBBC Jan10K	50,000,000	2009/09/07	2010/01/20	19.00
66642	SGA Societe Generale Acceptance N.V. – R&F R Bear CBBC Jan10L	50,000,000	2009/09/07	2010/01/20	25.00
66639	SGA Societe Generale Acceptance N.V. – HSI R Bear CBBC Mar10A	300,000,000	2009/09/07	2010/03/30	75.00
66640	SGA Societe Generale Acceptance N.V. – HSI R Bear CBBC Mar10V	300,000,000	2009/09/07	2010/03/30	75.00
66643	SGA Societe Generale Acceptance NV – Shimao R Bull CBBC Jan10I	50,000,000	2009/09/07	2010/01/20	15.00
66647	SGA Societe Generale Acceptance NV – Shimao R Bear CBBC Jan10J	50,000,000	2009/09/07	2010/01/20	18.00
66662	UBS AG – CHALCO R Bear CBBC Feb 2010 M	100,000,000	2009/09/07	2010/02/22	25.00
66661	UBS AG – CCHC R Bull CBBC Feb 2010 F	100,000,000	2009/09/07	2010/02/22	35.50
66665	UBS AG – CCHC R Bear CBBC Feb 2010 G	100,000,000	2009/09/07	2010/02/22	25.00
66654	UBS AG – China Life R Bear CBBC Feb 2010 L	200,000,000	2009/09/07	2010/02/08	50.00
66663	UBS AG – Sinopec Corp R Bear CBBC Feb 2010 F	100,000,000	2009/09/07	2010/02/22	25.00
66657	UBS AG – A50 China R Bear CBBC Jan 2010 B	200,000,000	2009/09/07	2010/01/25	50.00
66658	UBS AG – A50 China R Bear CBBC Feb 2010 E	200,000,000	2009/09/07	2010/02/08	50.00
66656	UBS AG – HKEx R Bear CBBC Feb 2010 J	200,000,000	2009/09/07	2010/02/08	50.00
66664	UBS AG – HSBC R Bear CBBC Feb 2010 J	100,000,000	2009/09/07	2010/02/22	25.00
66655	UBS AG – HSCEI R Bull CBBC Feb 2010 T	100,000,000	2009/09/07	2010/02/25	25.00
66659	UBS AG – HSCEI R Bear CBBC Feb 2010 U	100,000,000	2009/09/07	2010/02/25	25.00
66648	UBS AG – HSI R Bull CBBC Dec 2009 S	300,000,000	2009/09/07	2009/12/30	75.00
66649	UBS AG – HSI R Bull CBBC Feb 2010 O	300,000,000	2009/09/07	2010/02/25	75.00
66650	UBS AG – HSI R Bull CBBC Mar 2010 E	400,000,000	2009/09/07	2010/03/30	100.00
66666	UBS AG – HSI R Bull CBBC May 2010 S	400,000,000	2009/09/07	2010/05/28	100.00
66667	UBS AG – HSI R Bull CBBC May 2010 T	400,000,000	2009/09/07	2010/05/28	100.00
66668	UBS AG – HSI R Bear CBBC Dec 2009 O	300,000,000	2009/09/07	2009/12/30	75.00
66695	UBS AG – HSI R Bear CBBC Feb 2010 X	300,000,000	2009/09/07	2010/02/25	75.00
66669	UBS AG – HSI R Bear CBBC May 2010 U	400,000,000	2009/09/07	2010/05/28	100.00
66713	ABN AMRO Bank N.V. – A50 China R Bull CBBC Jan 2010 P	80,000,000	2009/09/08	2010/01/25	25.04
66714	ABN AMRO Bank N.V. – A50 China R Bull CBBC Jan 2010 Q	80,000,000	2009/09/08	2010/01/25	22.24
66712	ABN AMRO Bank N.V. – A50 China R Bull CBBC Jan 2010 Z	80,000,000	2009/09/08	2010/01/25	28.80
66717	Credit Suisse – HSI R Bull CBBC Jan 2010 P	200,000,000	2009/09/08	2010/01/28	50.00
66718	Credit Suisse – HSI R Bull CBBC Jan 2010 Q	200,000,000	2009/09/08	2010/01/28	50.00
66727	Credit Suisse – HSI R Bull CBBC Jan 2010 T	200,000,000	2009/09/08	2010/01/28	50.00
66722	Credit Suisse – HSI R Bear CBBC Jan 2010 R	200,000,000	2009/09/08	2010/01/28	50.00
66723	Credit Suisse – HSI R Bear CBBC Jan 2010 S	200,000,000	2009/09/08	2010/01/28	54.00
66720	Deutsche Bank AG – China Mobile R Bear CBBC Mar 2010 A	150,000,000	2009/09/08	2010/03/15	37.50
66719	Deutsche Bank AG – CC Bank R Bear CBBC Mar 2010 A	150,000,000	2009/09/08	2010/03/15	46.50
66721	Deutsche Bank AG – HSI R Bear CBBC Feb 2010 L	300,000,000	2009/09/08	2010/02/25	75.00
66731	Goldman Sachs SP (Asia) – HSI R Bull CBBC Apr 2010 T	200,000,000	2009/09/08	2010/04/29	50.00
66724	KBC Fin Products Int'l Ltd. – A50 China R Bull CBBC Dec 09 F	188,000,000	2009/09/08	2009/12/18	47.00
66726	UBS AG – CC Bank R Bear CBBC Feb 2010 E	100,000,000	2009/09/08	2010/02/08	25.00
66728	UBS AG – Cheung Kong R Bear CBBC Feb 2010 L	100,000,000	2009/09/08	2010/02/08	25.00
66725	UBS AG – HSI R Bull CBBC Feb 2010 G	300,000,000	2009/09/08	2010/02/25	75.00
66715	UBS AG – HSI R Bear CBBC Dec 2009 F	300,000,000	2009/09/08	2009/12/30	75.00

Main Board Callable Bull/Bear Contracts

Code	Callable Bull/Bear Contracts	No. of issue (units)	Listing date	Expiry	Amount raised (HK\$ mil.)
66716	UBS AG – HSI R Bear CBBC Feb 2010 S	300,000,000	2009/09/08	2010/02/25	75.00
66729	UBS AG – Ping An R Bear CBBC Feb 2010 F	100,000,000	2009/09/08	2010/02/22	25.00
66730	UBS AG – SHK Ppt R Bear CBBC Jan 2010 K	100,000,000	2009/09/08	2010/01/25	25.00
66765	ABN AMRO Bank N.V. – R&F R Bull CBBC Jan 2010 A	80,000,000	2009/09/09	2010/01/25	22.40
66769	ABN AMRO Bank N.V. – R&F R Bear CBBC Jan 2010 B	80,000,000	2009/09/09	2010/01/25	22.40
66766	ABN AMRO Bank N.V. – HSI R Bear CBBC Feb 2010 U	250,000,000	2009/09/09	2010/02/25	62.50
66753	Credit Suisse – China Tel R Bull CBBC Feb 2010 A	100,000,000	2009/09/09	2010/02/22	25.00
66764	Credit Suisse – A50 China R Bull CBBC Jan 2010 V	100,000,000	2009/09/09	2010/01/25	31.50
66755	Credit Suisse – A50 China R Bear CBBC Jan 2010 U	100,000,000	2009/09/09	2010/01/25	25.00
66763	Credit Suisse – HKEx R Bull CBBC Jan 2010 T	100,000,000	2009/09/09	2010/01/25	33.50
66754	Credit Suisse – HKEx R Bear CBBC Jan 2010 S	100,000,000	2009/09/09	2010/01/25	25.00
66762	Credit Suisse – HSI R Bear CBBC Jan 2010 U	200,000,000	2009/09/09	2010/01/28	50.00
66770	Deutsche Bank AG – China Life R Bear CBBC Mar 2010 A	150,000,000	2009/09/09	2010/03/01	48.00
66771	Deutsche Bank AG – HKEx R Bear CBBC Mar 2010 C	150,000,000	2009/09/09	2010/03/01	42.00
66772	Deutsche Bank AG – HSI R Bear CBBC Jan 2010 K	300,000,000	2009/09/09	2010/01/28	75.00
66773	Deutsche Bank AG – HSI R Bear CBBC Feb 2010 Q	300,000,000	2009/09/09	2010/02/25	75.00
66767	Goldman Sachs SP (Asia) – HSI R Bear CBBC Apr 2010 U	200,000,000	2009/09/09	2010/04/29	50.00
66768	Goldman Sachs SP (Asia) – HSI R Bear CBBC Apr 2010 V	200,000,000	2009/09/09	2010/04/29	50.00
66757	HK Bank – HSI R Bear CBBC Jun 2010 I	180,000,000	2009/09/09	2010/06/29	45.00
66756	KBC Fin Products Int'l Ltd. – HSI R Bull CBBC Jan 2010 O	248,000,000	2009/09/09	2010/01/28	62.00
66761	KBC Fin Products Int'l Ltd. – HSI R Bear CBBC Feb 2010 W	308,000,000	2009/09/09	2010/02/25	77.00
66742	SGA Societe Generale Acceptance NV – CHALCO R Bear CBBC Jan10J	100,000,000	2009/09/09	2010/01/20	25.00
66744	SGA Societe Generale Acceptance N.V. – CMob R Bull CBBC Jan10L	300,000,000	2009/09/09	2010/01/13	75.00
66745	SGA Societe Generale Acceptance N.V. – CMob R Bull CBBC Jan10M	300,000,000	2009/09/09	2010/01/13	75.00
66746	SGA Societe Generale Acceptance N.V. – CMob R Bear CBBC Jan10N	300,000,000	2009/09/09	2010/01/13	75.00
66747	SGA Societe Generale Acceptance N.V. – COVS R Bear CBBC Jan10B	50,000,000	2009/09/09	2010/01/13	25.50
66743	SGA Societe Generale Acceptance N.V. – CCHC R Bear CBBC Jan10J	100,000,000	2009/09/09	2010/01/13	28.00
66748	SGA Societe Generale Acceptance N.V. – CP&CC R Bear CBBC Jan10E	200,000,000	2009/09/09	2010/01/20	50.00
66750	SGA Societe Generale Acceptance N.V. – A50 R Bear CBBC Jan10D	150,000,000	2009/09/09	2010/01/20	37.50
66749	SGA Societe Generale Acceptance N.V. – HKEx R Bear CBBC Jan10S	150,000,000	2009/09/09	2010/01/13	37.50
66733	SGA Societe Generale Acceptance N.V. – HSI R Bull CBBC Mar10W	300,000,000	2009/09/09	2010/03/30	75.00
66734	SGA Societe Generale Acceptance N.V. – HSI R Bull CBBC Mar10X	300,000,000	2009/09/09	2010/03/30	75.00
66735	SGA Societe Generale Acceptance N.V. – HSI R Bull CBBC Mar10Y	300,000,000	2009/09/09	2010/03/30	75.00
66738	SGA Societe Generale Acceptance N.V. – HSI R Bull CBBC May10A	500,000,000	2009/09/09	2010/05/28	125.00
66739	SGA Societe Generale Acceptance N.V. – HSI R Bull CBBC May10B	500,000,000	2009/09/09	2010/05/28	125.00
66732	SGA Societe Generale Acceptance N.V. – HSI R Bear CBBC Jan10N	500,000,000	2009/09/09	2010/01/28	125.00
66736	SGA Societe Generale Acceptance N.V. – HSI R Bear CBBC Mar10M	300,000,000	2009/09/09	2010/03/30	75.00
66737	SGA Societe Generale Acceptance N.V. – HSI R Bear CBBC Mar10N	300,000,000	2009/09/09	2010/03/30	75.00
66740	SGA Societe Generale Acceptance N.V. – HSI R Bear CBBC May10C	500,000,000	2009/09/09	2010/05/28	125.00
66741	SGA Societe Generale Acceptance N.V. – HSI R Bear CBBC May10D	500,000,000	2009/09/09	2010/05/28	125.00
66751	SGA Societe Generale Acceptance NV – JiangC R Bear CBBC Jan10J	50,000,000	2009/09/09	2010/01/20	16.00
66758	UBS AG – China Life R Bull CBBC Jan 2010 Q	200,000,000	2009/09/09	2010/01/11	50.00
66752	UBS AG – HSI R Bull CBBC Dec 2009 L	300,000,000	2009/09/09	2009/12/30	75.00
66759	UBS AG – HSI R Bear CBBC Dec 2009 V	300,000,000	2009/09/09	2009/12/30	75.00
66760	UBS AG – HSI R Bear CBBC Dec 2009 X	300,000,000	2009/09/09	2009/12/30	75.00

Main Board Callable Bull/Bear Contracts

Code	Callable Bull/Bear Contracts	No. of issue (units)	Listing date	Expiry	Amount raised (HK\$ mil.)
66783	Credit Suisse – China Tel R Bull CBBC Feb 2010 B	100,000,000	2009/09/10	2010/02/22	25.00
66778	Credit Suisse – China Life R Bull CBBC Jan 2010 I	100,000,000	2009/09/10	2010/01/25	88.00
66782	Credit Suisse – China Life R Bear CBBC Jan 2010 J	100,000,000	2009/09/10	2010/01/25	95.00
66784	Credit Suisse – A50 China R Bull CBBC Jan 2010 W	100,000,000	2009/09/10	2010/01/25	36.50
66786	Credit Suisse – A50 China R Bull CBBC Jan 2010 X	100,000,000	2009/09/10	2010/01/25	25.00
66785	Credit Suisse – HSI R Bull CBBC Jan 2010 V	200,000,000	2009/09/10	2010/01/28	50.00
66789	Deutsche Bank AG – HSI R Bull CBBC Mar 2010 K	300,000,000	2009/09/10	2010/03/30	75.00
66788	Deutsche Bank AG – HSI R Bull CBBC Mar 2010 L	300,000,000	2009/09/10	2010/03/30	75.00
66790	KBC Fin Products Int'l Ltd. – HSCEI R Bull CBBC Feb 2010 B	188,000,000	2009/09/10	2010/02/25	47.00
66791	KBC Fin Products Int'l Ltd. – HSCEI R Bear CBBC Jan 2010 B	188,000,000	2009/09/10	2010/01/28	47.00
66794	KBC Fin Products Int'l Ltd. – HSCEI R Bear CBBC Feb 2010 C	188,000,000	2009/09/10	2010/02/25	47.00
66795	KBC Fin Products Int'l Ltd. – HSCEI R Bear CBBC Feb 2010 D	188,000,000	2009/09/10	2010/02/25	47.00
66792	KBC Fin Products Int'l Ltd. – HSCEI R Bear CBBC Mar 2010 A	188,000,000	2009/09/10	2010/03/30	47.00
66774	CC Rabobank B.A. – HSI R Bull CBBC Apr 2010 H	180,000,000	2009/09/10	2010/04/29	45.00
66775	CC Rabobank B.A. – HSI R Bull CBBC Apr 2010 I	180,000,000	2009/09/10	2010/04/29	45.00
66779	CC Rabobank B.A. – HSI R Bear CBBC Apr 2010 J	180,000,000	2009/09/10	2010/04/29	45.00
66780	CC Rabobank B.A. – HSI R Bear CBBC Apr 2010 K	180,000,000	2009/09/10	2010/04/29	45.00
66781	CC Rabobank B.A. – HSI R Bear CBBC Apr 2010 L	180,000,000	2009/09/10	2010/04/29	45.00
66787	UBS AG – HSI R Bull CBBC Mar 2010 L	300,000,000	2009/09/10	2010/03/30	75.00
66776	UBS AG – HSI R Bear CBBC Jan 2010 C	300,000,000	2009/09/10	2010/01/28	75.00
66777	UBS AG – HSI R Bear CBBC Feb 2010 E	400,000,000	2009/09/10	2010/02/25	100.00
66832	ABN AMRO Bank N.V. – CC Bank R Bull CBBC Mar 2010 A	80,000,000	2009/09/11	2010/03/16	20.00
66830	ABN AMRO Bank N.V. – A50 China R Bull CBBC Jan 2010 G	80,000,000	2009/09/11	2010/01/18	20.00
66829	ABN AMRO Bank N.V. – A50 China R Bull CBBC Jan 2010 I	80,000,000	2009/09/11	2010/01/18	20.00
66831	ABN AMRO Bank N.V. – A50 China R Bull CBBC Jan 2010 U	80,000,000	2009/09/11	2010/01/18	20.00
66833	ABN AMRO Bank N.V. – HKEx R Bear CBBC Jan 2010 G	80,000,000	2009/09/11	2010/01/18	26.56
66827	ABN AMRO Bank N.V. – HSI R Bull CBBC Feb 2010 V	250,000,000	2009/09/11	2010/02/25	62.50
66828	ABN AMRO Bank N.V. – HSI R Bull CBBC Feb 2010 W	250,000,000	2009/09/11	2010/02/25	62.50
66834	ABN AMRO Bank N.V. – Shimao R Bear CBBC Mar 2010 C	80,000,000	2009/09/11	2010/03/16	28.88
66821	BNP Paribas Arbit Issu B.V. – HSI R Bull CBBC Mar 2010 B	300,000,000	2009/09/11	2010/03/30	75.00
66822	BNP Paribas Arbit Issu B.V. – HSI R Bull CBBC Mar 2010 F	300,000,000	2009/09/11	2010/03/30	75.00
66820	BNP Paribas Arbit Issu B.V. – HSI R Bull CBBC Mar 2010 Z	300,000,000	2009/09/11	2010/03/30	75.00
66837	Credit Suisse – A50 China R Bull CBBC Jan 2010 Y	100,000,000	2009/09/11	2010/01/25	25.00
66838	Credit Suisse – HKEx R Bull CBBC Jan 2010 U	100,000,000	2009/09/11	2010/01/25	25.00
66835	Credit Suisse – HSI R Bull CBBC Jan 2010 W	200,000,000	2009/09/11	2010/01/28	50.00
66836	Credit Suisse – HSI R Bull CBBC Jan 2010 X	200,000,000	2009/09/11	2010/01/28	50.00
66823	Deutsche Bank AG – China Life R Bull CBBC Mar 2010 B	150,000,000	2009/09/11	2010/03/01	60.00
66826	Deutsche Bank AG – A50 China R Bull CBBC Mar 2010 A	150,000,000	2009/09/11	2010/03/01	42.00
66825	Deutsche Bank AG – HSI R Bull CBBC Feb 2010 M	300,000,000	2009/09/11	2010/02/25	75.00
66824	Deutsche Bank AG – HSI R Bull CBBC Feb 2010 W	300,000,000	2009/09/11	2010/02/25	81.00
66800	Deutsche Bank AG – HSI R Bull CBBC Mar 2010 M	300,000,000	2009/09/11	2010/03/30	75.00
66806	KBC Fin Products Int'l Ltd. – A50 China R Bull CBBC Dec 09G	188,000,000	2009/09/11	2009/12/15	47.00
66805	KBC Fin Products Int'l Ltd. – A50 China R Bull CBBC Jan 10I	188,000,000	2009/09/11	2010/01/11	47.00
66809	KBC Fin Products Int'l Ltd. – A50 China R Bear CBBC Jan 10J	188,000,000	2009/09/11	2010/01/06	50.76
66807	KBC Fin Products Int'l Ltd. – HSI R Bull CBBC Dec 2009 V	248,000,000	2009/09/11	2009/12/30	62.00

Main Board Callable Bull/Bear Contracts

Code	Callable Bull/Bear Contracts	No. of issue (units)	Listing date	Expiry	Amount raised (HK\$ mil.)
66808	KBC Fin Products Int'l Ltd. – HSI R Bull CBBC Feb 2010 Y	308,000,000	2009/09/11	2010/02/25	77.00
66802	KBC Fin Products Int'l Ltd. – HSI R Bear CBBC Dec 2009 I	208,000,000	2009/09/11	2009/12/30	52.00
66803	KBC Fin Products Int'l Ltd. – HSI R Bear CBBC Dec 2009 X	248,000,000	2009/09/11	2009/12/30	62.00
66804	KBC Fin Products Int'l Ltd. – HSI R Bear CBBC Feb 2010 X	248,000,000	2009/09/11	2010/02/25	62.00
66793	SGA Societe Generale Acceptance N.V. – CLife R Bull CBBC Jan10S	100,000,000	2009/09/11	2010/01/20	30.00
66798	SGA Societe Generale Acceptance N.V. – A50 R Bull CBBC Jan10E	150,000,000	2009/09/11	2010/01/20	37.50
66797	SGA Societe Generale Acceptance N.V. – HSI R Bear CBBC Mar10L	300,000,000	2009/09/11	2010/03/30	75.00
66796	SGA Societe Generale Acceptance N.V. – HSI R Bear CBBC Mar10O	300,000,000	2009/09/11	2010/03/30	75.00
66799	UBS AG – China Mobile R Bull CBBC Feb 2010 G	200,000,000	2009/09/11	2010/02/22	50.00
66814	UBS AG – China Life R Bull CBBC Feb 2010 M	200,000,000	2009/09/11	2010/02/22	50.00
66818	UBS AG – A50 China R Bull CBBC Feb 2010 F	200,000,000	2009/09/11	2010/02/22	50.00
66819	UBS AG – A50 China R Bull CBBC Feb 2010 G	200,000,000	2009/09/11	2010/02/22	50.00
66815	UBS AG – HKEx R Bull CBBC Feb 2010 K	200,000,000	2009/09/11	2010/02/22	50.00
66816	UBS AG – HKEx R Bull CBBC Feb 2010 L	200,000,000	2009/09/11	2010/02/22	50.00
66813	UBS AG – HSCEI R Bull CBBC Jan 2010 B	100,000,000	2009/09/11	2010/01/28	25.00
66811	UBS AG – HSI R Bull CBBC Jan 2010 I	300,000,000	2009/09/11	2010/01/28	75.00
66810	UBS AG – HSI R Bull CBBC Jan 2010 K	300,000,000	2009/09/11	2010/01/28	75.00
66812	UBS AG – HSI R Bull CBBC Jan 2010 U	300,000,000	2009/09/11	2010/01/28	75.00
66801	UBS AG – HSI R Bear CBBC Dec 2009 B	300,000,000	2009/09/11	2009/12/30	75.00
66817	UBS AG – Shimao R Bull CBBC Feb 2010 A	100,000,000	2009/09/11	2010/02/22	28.50
66871	ABN AMRO Bank N.V. – HSI R Bull CBBC Feb 2010 B	250,000,000	2009/09/14	2010/02/25	62.50
66868	ABN AMRO Bank N.V. – HSI R Bull CBBC Feb 2010 X	250,000,000	2009/09/14	2010/02/25	62.50
66869	ABN AMRO Bank N.V. – HSI R Bull CBBC Feb 2010 Y	250,000,000	2009/09/14	2010/02/25	62.50
66870	ABN AMRO Bank N.V. – HSI R Bull CBBC Feb 2010 Z	250,000,000	2009/09/14	2010/02/25	62.75
66881	Barclays Bank plc – HSI Bull CBBC Mar 2010 A	300,000,000	2009/09/14	2010/03/30	78.00
66882	Barclays Bank plc – HSI Bull CBBC Mar 2010 B	300,000,000	2009/09/14	2010/03/30	78.00
66886	Barclays Bank plc – HSI R Bear CBBC Mar 2010 C	300,000,000	2009/09/14	2010/03/30	78.00
66887	Barclays Bank plc – HSI R Bear CBBC Mar 2010 D	300,000,000	2009/09/14	2010/03/30	78.00
66883	BNP Paribas Arbit Issu B.V. – HSI R Bull CBBC Mar 2010 R	300,000,000	2009/09/14	2010/03/30	75.00
66853	Credit Suisse – A50 China R Bull CBBC Jan 2010 Z	100,000,000	2009/09/14	2010/01/25	25.00
66852	Credit Suisse – HSI R Bull CBBC Jan 2010 Z	200,000,000	2009/09/14	2010/01/28	50.00
66845	Credit Suisse – HSI R Bear CBBC Jan 2010 Y	200,000,000	2009/09/14	2010/01/28	50.00
66854	Credit Suisse – HSI R Bear CBBC Feb 2010 A	200,000,000	2009/09/14	2010/02/25	50.00
66872	Goldman Sachs SP (Asia) – HSI R Bull CBBC Apr 2010 W	200,000,000	2009/09/14	2010/04/29	50.00
66873	Goldman Sachs SP (Asia) – HSI R Bull CBBC Apr 2010 X	200,000,000	2009/09/14	2010/04/29	50.00
66874	Goldman Sachs SP (Asia) – HSI R Bull CBBC May 2010 A	200,000,000	2009/09/14	2010/05/28	50.00
66875	Goldman Sachs SP (Asia) – HSI R Bull CBBC May 2010 B	200,000,000	2009/09/14	2010/05/28	50.00
66866	KBC Fin Products Int'l Ltd. – HSI R Bull CBBC Jan 2010 C	208,000,000	2009/09/14	2010/01/28	52.00
66867	KBC Fin Products Int'l Ltd. – HSI R Bull CBBC Feb 2010 Z	248,000,000	2009/09/14	2010/02/25	62.00
66843	KBC Fin Products Int'l Ltd. – HSI R Bear CBBC Jan 2010 P	308,000,000	2009/09/14	2010/01/28	77.00
66844	KBC Fin Products Int'l Ltd. – HSI R Bear CBBC Jan 2010 Q	208,000,000	2009/09/14	2010/01/28	52.00
66851	SGA Societe Generale Acceptance N.V. – HSI R Bull CBBC Mar10A	300,000,000	2009/09/14	2010/03/30	75.00
66850	SGA Societe Generale Acceptance N.V. – HSI R Bull CBBC Mar10D	300,000,000	2009/09/14	2010/03/30	75.00
66840	SGA Societe Generale Acceptance N.V. – HSI R Bull CBBC Mar10E	300,000,000	2009/09/14	2010/03/30	75.00
66841	SGA Societe Generale Acceptance N.V. – HSI R Bull CBBC Mar10F	300,000,000	2009/09/14	2010/03/30	75.00

Main Board Callable Bull/Bear Contracts

Code	Callable Bull/Bear Contracts	No. of issue (units)	Listing date	Expiry	Amount raised (HK\$ mil.)
66842	SGA Societe Generale Acceptance N.V. – HSI R Bull CBBC Mar10J	300,000,000	2009/09/14	2010/03/30	75.00
66839	SGA Societe Generale Acceptance N.V. – HSI R Bull CBBC Mar10K	300,000,000	2009/09/14	2010/03/30	75.00
66855	UBS AG – CHALCO R Bull CBBC Feb 2010 N	100,000,000	2009/09/14	2010/02/22	25.00
66856	UBS AG – BOCL R Bull CBBC Feb 2010 E	200,000,000	2009/09/14	2010/02/22	50.00
66857	UBS AG – CC Bank R Bull CBBC Feb 2010 F	100,000,000	2009/09/14	2010/02/08	25.00
66858	UBS AG – CCHC R Bull CBBC Jan 2010 B	100,000,000	2009/09/14	2010/01/11	25.00
66859	UBS AG – CCHC R Bull CBBC Jan 2010 C	100,000,000	2009/09/14	2010/01/11	25.00
66860	UBS AG – China Life R Bull CBBC Feb 2010 N	200,000,000	2009/09/14	2010/02/22	50.00
66847	UBS AG – A50 China R Bear CBBC Jan 2010 C	200,000,000	2009/09/14	2010/01/25	50.00
66861	UBS AG – R&F R Bull CBBC Jan 2010 I	100,000,000	2009/09/14	2010/01/18	41.00
66862	UBS AG – R&F R Bull CBBC Jan 2010 J	100,000,000	2009/09/14	2010/01/18	31.00
66863	UBS AG – R&F R Bull CBBC Jan 2010 K	100,000,000	2009/09/14	2010/01/18	25.00
66846	UBS AG – HKEx R Bear CBBC Feb 2010 M	200,000,000	2009/09/14	2010/02/08	50.00
66876	UBS AG – HSI R Bull CBBC Dec 2009 A	300,000,000	2009/09/14	2009/12/30	75.00
66877	UBS AG – HSI R Bull CBBC Dec 2009 G	300,000,000	2009/09/14	2009/12/30	75.00
66878	UBS AG – HSI R Bull CBBC Jan 2010 L	300,000,000	2009/09/14	2010/01/28	75.00
66879	UBS AG – HSI R Bull CBBC Feb 2010 T	300,000,000	2009/09/14	2010/02/25	75.00
66880	UBS AG – HSI R Bull CBBC May 2010 V	400,000,000	2009/09/14	2010/05/28	100.00
66848	UBS AG – HSI R Bear CBBC Dec 2009 E	300,000,000	2009/09/14	2009/12/30	75.00
66849	UBS AG – HSI R Bear CBBC Dec 2009 J	300,000,000	2009/09/14	2009/12/30	75.00
66864	UBS AG – Jiangxi Copper R Bull CBBC Feb 2010 F	100,000,000	2009/09/14	2010/02/22	25.00
66865	UBS AG – Shimao R Bull CBBC Feb 2010 B	100,000,000	2009/09/14	2010/02/22	25.00
66648 [#]	UBS AG – HSI R Bull CBBC Dec 2009 S	300,000,000	2009/09/14	2009/12/30	44.10
66913	ABN AMRO Bank N.V. – A50 China R Bull CBBC Jan 2010 A	80,000,000	2009/09/15	2010/01/18	20.08
66914	ABN AMRO Bank N.V. – HSI R Bull CBBC Feb 2010 F	250,000,000	2009/09/15	2010/02/25	62.75
66915	ABN AMRO Bank N.V. – HSI R Bull CBBC Feb 2010 G	250,000,000	2009/09/15	2010/02/25	62.75
66916	ABN AMRO Bank N.V. – HSI R Bear CBBC Feb 2010 H	250,000,000	2009/09/15	2010/02/25	62.50
66917	ABN AMRO Bank N.V. – HSI R Bear CBBC Feb 2010 I	250,000,000	2009/09/15	2010/02/25	62.50
66894	BNP Paribas Arbit Issu B.V. – HSI R Bull CBBC Feb 2010 I	300,000,000	2009/09/15	2010/02/25	75.00
66912	BNP Paribas Arbit Issu B.V. – HSI R Bull CBBC Feb 2010 K	300,000,000	2009/09/15	2010/02/25	75.00
66895	Credit Suisse – China Life R Bull CBBC Jan 2010 K	100,000,000	2009/09/15	2010/01/25	26.50
66899	Credit Suisse – China Life R Bear CBBC Feb 2010 A	100,000,000	2009/09/15	2010/02/22	95.00
66896	Credit Suisse – HKEx R Bear CBBC Feb 2010 A	100,000,000	2009/09/15	2010/02/22	40.00
66897	Credit Suisse – HSBC R Bear CBBC Feb 2010 A	100,000,000	2009/09/15	2010/02/22	25.00
66908	Credit Suisse – HSI R Bull CBBC Jan 2010 F	200,000,000	2009/09/15	2010/01/28	50.00
66898	Credit Suisse – HSI R Bull CBBC Feb 2010 B	190,000,000	2009/09/15	2010/02/25	47.50
66892	Credit Suisse – HSI R Bear CBBC Jan 2010 B	200,000,000	2009/09/15	2010/01/28	50.00
66909	Credit Suisse – HSI R Bear CBBC Feb 2010 C	200,000,000	2009/09/15	2010/02/25	81.00
66921	Deutsche Bank AG – HSI R Bull CBBC Feb 2010 X	300,000,000	2009/09/15	2010/02/25	75.00
66893	Deutsche Bank AG – HSI R Bull CBBC Mar 2010 A	300,000,000	2009/09/15	2010/03/30	75.00
66890	Deutsche Bank AG – HSI R Bull CBBC Mar 2010 N	300,000,000	2009/09/15	2010/03/30	75.00
66922	Deutsche Bank AG – HSI R Bear CBBC Jan 2010 I	300,000,000	2009/09/15	2010/01/28	90.00
66918	Goldman Sachs SP (Asia) – HSI R Bull CBBC May 2010 C	200,000,000	2009/09/15	2010/05/28	50.00
66919	Goldman Sachs SP (Asia) – HSI R Bull CBBC May 2010 D	200,000,000	2009/09/15	2010/05/28	50.00
66920	Goldman Sachs SP (Asia) – HSI R Bull CBBC May 2010 E	200,000,000	2009/09/15	2010/05/28	50.00

Main Board Callable Bull/Bear Contracts

Code	Callable Bull/Bear Contracts	No. of issue (units)	Listing date	Expiry	Amount raised (HK\$ mil.)
66889	HK Bank – HSI R Bull CBBC May 2010 C	120,000,000	2009/09/15	2010/05/28	30.00
66910	KBC Fin Products Int'l Ltd. – HSI R Bull CBBC Jan 2010 A	268,000,000	2009/09/15	2010/01/28	67.00
66911	KBC Fin Products Int'l Ltd. – HSI R Bull CBBC Jan 2010 V	288,000,000	2009/09/15	2010/01/28	72.00
66901	KBC Fin Products Int'l Ltd. – HSI R Bear CBBC Jan 2010 B	268,000,000	2009/09/15	2010/01/28	67.00
66900	KBC Fin Products Int'l Ltd. – HSI R Bear CBBC Jan 2010 R	288,000,000	2009/09/15	2010/01/28	72.00
66926	UBS AG – BOCL R Bear CBBC Feb 2010 F	200,000,000	2009/09/15	2010/02/22	50.00
66930	UBS AG – China Mobile R Bull CBBC Feb 2010 H	200,000,000	2009/09/15	2010/02/22	50.00
66929	UBS AG – China Life R Bull CBBC Feb 2010 O	200,000,000	2009/09/15	2010/02/22	50.00
66932	UBS AG – CNOOC R Bull CBBC Feb 2010 G	100,000,000	2009/09/15	2010/02/22	25.00
66931	UBS AG – Sinopec Corp R Bull CBBC Feb 2010 G	100,000,000	2009/09/15	2010/02/22	25.00
66903	UBS AG – China Shenhua R Bull CBBC Feb 2010 C	100,000,000	2009/09/15	2010/02/22	38.00
66905	UBS AG – HKEEx R Bull CBBC Feb 2010 N	200,000,000	2009/09/15	2010/02/22	50.00
66933	UBS AG – HSBC R Bull CBBC Feb 2010 K	100,000,000	2009/09/15	2010/02/22	25.00
66923	UBS AG – HSCEI R Bull CBBC Feb 2010 V	100,000,000	2009/09/15	2010/02/25	25.00
66927	UBS AG – HSCEI R Bear CBBC Feb 2010 W	100,000,000	2009/09/15	2010/02/25	25.00
66928	UBS AG – HSCEI R Bear CBBC Feb 2010 X	100,000,000	2009/09/15	2010/02/25	25.00
66924	UBS AG – HSI R Bull CBBC Jan 2010 W	300,000,000	2009/09/15	2010/01/28	75.00
66888	UBS AG – HSI R Bull CBBC Jan 2010 Y	300,000,000	2009/09/15	2010/01/28	75.00
66925	UBS AG – HSI R Bull CBBC Mar 2010 B	300,000,000	2009/09/15	2010/03/30	75.00
66885	UBS AG – HSI R Bull CBBC Mar 2010 R	300,000,000	2009/09/15	2010/03/30	75.00
66884	UBS AG – HSI R Bull CBBC Apr 2010 D	300,000,000	2009/09/15	2010/04/29	75.00
66891	UBS AG – HSI R Bear CBBC Dec 2009 O	300,000,000	2009/09/15	2009/12/30	75.00
66907	UBS AG – HSI R Bear CBBC Dec 2009 T	300,000,000	2009/09/15	2009/12/30	75.00
66934	UBS AG – Hutchison R Bull CBBC Feb 2010 D	100,000,000	2009/09/15	2010/02/22	25.00
66902	UBS AG – ICBC R Bull CBBC Feb 2010 C	100,000,000	2009/09/15	2010/02/22	25.00
66906	UBS AG – ICBC R Bear CBBC Feb 2010 D	100,000,000	2009/09/15	2010/02/22	25.00
66935	UBS AG – Jiangxi Copper R Bull CBBC Feb 2010 G	100,000,000	2009/09/15	2010/02/22	25.00
66904	UBS AG – Petrochina R Bull CBBC Feb 2010 G	100,000,000	2009/09/15	2010/02/22	25.00
66936	UBS AG – Ping An R Bull CBBC Feb 2010 G	100,000,000	2009/09/15	2010/02/22	25.00
66937	UBS AG – SHK Ppt R Bull CBBC Feb 2010 Q	100,000,000	2009/09/15	2010/02/22	25.00
66985	ABN AMRO Bank N.V. – COVS R Bear CBBC Mar 2010 C	80,000,000	2009/09/16	2010/03/16	30.56
66986	ABN AMRO Bank N.V. – R&F R Bear CBBC Jan 2010 C	80,000,000	2009/09/16	2010/01/25	43.04
66991	ABN AMRO Bank N.V. – HSCEI R Bull CBBC Feb 2010 A	250,000,000	2009/09/16	2010/02/25	62.50
66992	ABN AMRO Bank N.V. – HSCEI R Bull CBBC Feb 2010 B	250,000,000	2009/09/16	2010/02/25	62.75
66996	ABN AMRO Bank N.V. – HSCEI R Bear CBBC Feb 2010 C	250,000,000	2009/09/16	2010/02/25	63.75
66997	ABN AMRO Bank N.V. – HSCEI R Bear CBBC Feb 2010 D	250,000,000	2009/09/16	2010/02/25	62.75
66983	BNP Paribas Arbit Issu B.V. – HSI R Bear CBBC Mar 2010 K	300,000,000	2009/09/16	2010/03/30	75.00
66969	Credit Suisse – HKEEx R Bear CBBC Feb 2010 B	100,000,000	2009/09/16	2010/02/22	38.50
66967	Credit Suisse – HSI R Bull CBBC Jan 2010 C	200,000,000	2009/09/16	2010/01/28	50.00
66982	Credit Suisse – HSI R Bear CBBC Jan 2010 G	200,000,000	2009/09/16	2010/01/28	50.00
66968	Credit Suisse – HSI R Bear CBBC Feb 2010 D	200,000,000	2009/09/16	2010/02/25	77.00
66959	Deutsche Bank AG – HSI R Bull CBBC Feb 2010 N	300,000,000	2009/09/16	2010/02/25	78.00
66970	Deutsche Bank AG – HSI R Bear CBBC Jan 2010 O	300,000,000	2009/09/16	2010/01/28	81.00
66971	Deutsche Bank AG – HSI R Bear CBBC Jan 2010 Q	300,000,000	2009/09/16	2010/01/28	75.00
66972	Deutsche Bank AG – HSI R Bear CBBC Feb 2010 Y	300,000,000	2009/09/16	2010/02/25	75.00

Main Board Callable Bull/Bear Contracts

Code	Callable Bull/Bear Contracts	No. of issue (units)	Listing date	Expiry	Amount raised (HK\$ mil.)
66981	Goldman Sachs SP (Asia) – HSI R Bear CBBC Apr 2010 Y	200,000,000	2009/09/16	2010/04/29	50.00
66973	KBC Fin Products Int'l Ltd. – CCHC R Bull CBBC Jan 2010 C	98,000,000	2009/09/16	2010/01/11	24.50
66974	KBC Fin Products Int'l Ltd. – A50 China R Bear CBBC Dec 09H	188,000,000	2009/09/16	2009/12/16	54.52
66975	KBC Fin Products Int'l Ltd. – A50 China R Bear CBBC Feb 10A	188,000,000	2009/09/16	2010/02/01	63.92
66987	KBC Fin Products Int'l Ltd. – HKEx R Bull CBBC Jan 10H	188,000,000	2009/09/16	2010/01/05	47.00
66988	KBC Fin Products Int'l Ltd. – JiangC R Bull CBBC Jan 10A	100,000,000	2009/09/16	2010/01/18	59.00
66989	KBC Fin Products Int'l Ltd. – JiangC R Bull CBBC Jan 10B	100,000,000	2009/09/16	2010/01/08	34.00
66990	KBC Fin Products Int'l Ltd. – JiangC R Bull CBBC Feb 10A	100,000,000	2009/09/16	2010/02/01	45.00
66962	CC Rabobank B.A. – HSI R Bull CBBC Apr 2010 M	180,000,000	2009/09/16	2010/04/29	45.00
66963	CC Rabobank B.A. – HSI R Bull CBBC Apr 2010 N	180,000,000	2009/09/16	2010/04/29	45.00
66964	CC Rabobank B.A. – HSI R Bull CBBC Apr 2010 O	180,000,000	2009/09/16	2010/04/29	45.00
66965	CC Rabobank B.A. – HSI R Bull CBBC Apr 2010 P	180,000,000	2009/09/16	2010/04/29	45.00
66966	CC Rabobank B.A. – HSI R Bull CBBC Apr 2010 Q	180,000,000	2009/09/16	2010/04/29	45.00
66941	SGA Societe Generale Acceptance N.V. – CMob R Bull CBBC Jan10O	300,000,000	2009/09/16	2010/01/13	75.00
66938	SGA Societe Generale Acceptance N.V. – CCHC R Bull CBBC Jan10K	100,000,000	2009/09/16	2010/01/13	25.00
66939	SGA Societe Generale Acceptance N.V. – CLife R Bull CBBC Jan10T	100,000,000	2009/09/16	2010/01/20	38.00
66940	SGA Societe Generale Acceptance N.V. – CLife R Bull CBBC Jan10U	100,000,000	2009/09/16	2010/01/20	28.00
66946	SGA Societe Generale Acceptance N.V. – A50 R Bull CBBC Jan10F	150,000,000	2009/09/16	2010/01/20	37.50
66947	SGA Societe Generale Acceptance N.V. – A50 R Bull CBBC Jan10I	150,000,000	2009/09/16	2010/01/20	37.50
66948	SGA Societe Generale Acceptance N.V. – A50 R Bull CBBC Jan10J	150,000,000	2009/09/16	2010/01/20	37.50
66942	SGA Societe Generale Acceptance N.V. – R&F R Bull CBBC Jan10M	50,000,000	2009/09/16	2010/01/20	19.00
66943	SGA Societe Generale Acceptance N.V. – HKEx R Bull CBBC Jan10T	150,000,000	2009/09/16	2010/01/13	37.50
66944	SGA Societe Generale Acceptance N.V. – HSBC R Bull CBBC Jan10M	300,000,000	2009/09/16	2010/01/20	75.00
66950	SGA Societe Generale Acceptance NV – HSCEI R Bull CBBC Jan10E	200,000,000	2009/09/16	2010/01/28	50.00
66951	SGA Societe Generale Acceptance N.V. – HSI R Bull CBBC Jan10O	500,000,000	2009/09/16	2010/01/28	125.00
66954	SGA Societe Generale Acceptance N.V. – HSI R Bull CBBC Apr10G	300,000,000	2009/09/16	2010/04/29	75.00
66955	SGA Societe Generale Acceptance N.V. – HSI R Bull CBBC Apr10H	300,000,000	2009/09/16	2010/04/29	75.00
66957	SGA Societe Generale Acceptance N.V. – HSI R Bull CBBC Apr10I	300,000,000	2009/09/16	2010/04/29	75.00
66956	SGA Societe Generale Acceptance N.V. – HSI R Bull CBBC Apr10J	300,000,000	2009/09/16	2010/04/29	75.00
66952	SGA Societe Generale Acceptance N.V. – HSI R Bull CBBC Apr10W	300,000,000	2009/09/16	2010/04/29	75.00
66953	SGA Societe Generale Acceptance N.V. – HSI R Bull CBBC Apr10X	300,000,000	2009/09/16	2010/04/29	75.00
66958	SGA Societe Generale Acceptance N.V. – HSI R Bull CBBC May10E	500,000,000	2009/09/16	2010/05/28	125.00
66945	SGA Societe Generale Acceptance N.V. – ICBC R Bull CBBC Jan10G	300,000,000	2009/09/16	2010/01/13	75.00
66949	SGA Societe Generale Acceptance NV – Shimao R Bull CBBC Jan10K	50,000,000	2009/09/16	2010/01/20	16.50
66979	UBS AG – China Mobile R Bull CBBC Feb 2010 I	200,000,000	2009/09/16	2010/02/22	50.00
66980	UBS AG – COVS R Bull CBBC Feb 2010 C	100,000,000	2009/09/16	2010/02/22	31.00
66984	UBS AG – COVS R Bear CBBC Feb 2010 D	100,000,000	2009/09/16	2010/02/22	49.50
66960	UBS AG – HSI R Bull CBBC Dec 2009 F	300,000,000	2009/09/16	2009/12/30	75.00
66961	UBS AG – HSI R Bull CBBC Feb 2010 X	300,000,000	2009/09/16	2010/02/25	75.00
66976	UBS AG – HSI R Bear CBBC Dec 2009 I	300,000,000	2009/09/16	2009/12/30	75.00
66977	UBS AG – HSI R Bear CBBC Feb 2010 S	300,000,000	2009/09/16	2010/02/25	75.00
66978	UBS AG – HSI R Bear CBBC Mar 2010 K	400,000,000	2009/09/16	2010/03/30	100.00
67025	ABN AMRO Bank N.V. – A50 China R Bear CBBC Jan 2010 B	80,000,000	2009/09/17	2010/01/18	20.00
67024	ABN AMRO Bank N.V. – HSI R Bull CBBC Feb 2010 M	250,000,000	2009/09/17	2010/02/25	62.50
67028	ABN AMRO Bank N.V. – HSI R Bear CBBC Feb 2010 N	250,000,000	2009/09/17	2010/02/25	62.50

Main Board Callable Bull/Bear Contracts

Code	Callable Bull/Bear Contracts	No. of issue (units)	Listing date	Expiry	Amount raised (HK\$ mil.)
67013	BNP Paribas Arbit Issu B.V. – HSI R Bull CBBC Feb 2010 G	300,000,000	2009/09/17	2010/02/25	75.00
67014	BNP Paribas Arbit Issu B.V. – HSI R Bull CBBC Feb 2010 J	300,000,000	2009/09/17	2010/02/25	75.00
67016	BNP Paribas Arbit Issu B.V. – HSI R Bear CBBC Mar 2010 U	300,000,000	2009/09/17	2010/03/30	75.00
67017	BNP Paribas Arbit Issu B.V. – HSI R Bear CBBC Mar 2010 V	300,000,000	2009/09/17	2010/03/30	75.00
67012	Credit Suisse – HKEEx R Bull CBBC Feb 2010 D	100,000,000	2009/09/17	2010/02/22	25.00
67008	Credit Suisse – HKEEx R Bear CBBC Feb 2010 C	100,000,000	2009/09/17	2010/02/22	43.00
67009	Credit Suisse – HSI R Bear CBBC Feb 2010 E	200,000,000	2009/09/17	2010/02/25	50.00
67007	Deutsche Bank AG – HSI R Bull CBBC Feb 2010 O	300,000,000	2009/09/17	2010/02/25	75.00
67026	Deutsche Bank AG – HSI R Bear CBBC Feb 2010 C	300,000,000	2009/09/17	2010/02/25	75.00
67023	Goldman Sachs SP (Asia) – HSI R Bear CBBC Apr 2010 Z	200,000,000	2009/09/17	2010/04/29	50.00
67011	KBC Fin Products Int'l Ltd. – HSI R Bull CBBC Feb 2010 A	248,000,000	2009/09/17	2010/02/25	62.00
67015	KBC Fin Products Int'l Ltd. – HSI R Bear CBBC Feb 2010 B	308,000,000	2009/09/17	2010/02/25	77.00
67006	KBC Fin Products Int'l Ltd. – HSI R Bear CBBC Feb 2010 C	248,000,000	2009/09/17	2010/02/25	62.00
66993	Macquarie Bank Ltd. – HSI R Bull CBBC Jan 2010 E	300,000,000	2009/09/17	2010/01/28	75.30
67001	CC Rabobank B.A. – HSI R Bull CBBC Mar 2010 H	180,000,000	2009/09/17	2010/03/30	45.00
67005	CC Rabobank B.A. – HSI R Bull CBBC Mar 2010 R	180,000,000	2009/09/17	2010/03/30	45.00
67002	CC Rabobank B.A. – HSI R Bull CBBC Mar 2010 W	180,000,000	2009/09/17	2010/03/30	45.00
67003	CC Rabobank B.A. – HSI R Bull CBBC Mar 2010 X	180,000,000	2009/09/17	2010/03/30	45.00
67004	CC Rabobank B.A. – HSI R Bull CBBC Mar 2010 Z	180,000,000	2009/09/17	2010/03/30	45.00
67022	UBS AG – China Mobile R Bear CBBC Feb 2010 J	200,000,000	2009/09/17	2010/02/22	50.00
66994	UBS AG – China Life R Bull CBBC Feb 2010 P	200,000,000	2009/09/17	2010/02/22	50.00
66995	UBS AG – China Shenhua R Bear CBBC Feb 2010 D	100,000,000	2009/09/17	2010/02/22	25.00
66998	UBS AG – A50 China R Bull CBBC Feb 2010 H	200,000,000	2009/09/17	2010/02/22	50.00
67021	UBS AG – HSCEI R Bear CBBC Feb 2010 Y	100,000,000	2009/09/17	2010/02/25	25.00
67010	UBS AG – HSI R Bull CBBC Dec 2009 V	300,000,000	2009/09/17	2009/12/30	75.00
66999	UBS AG – HSI R Bull CBBC May 2010 W	400,000,000	2009/09/17	2010/05/28	100.00
67000	UBS AG – HSI R Bear CBBC Dec 2009 Q	300,000,000	2009/09/17	2009/12/30	75.00
67018	UBS AG – HSI R Bear CBBC Dec 2009 X	300,000,000	2009/09/17	2009/12/30	75.00
67019	UBS AG – HSI R Bear CBBC Jun 2010 C	400,000,000	2009/09/17	2010/06/29	100.00
67020	UBS AG – HSI R Bear CBBC Jun 2010 D	400,000,000	2009/09/17	2010/06/29	100.00
66021 [#]	Credit Suisse – China Mobile R Bull CBBC Jan 2010 B	200,000,000	2009/09/17	2010/01/11	20.00
67035	Credit Suisse – HSI R Bear CBBC Jan 2010 I	200,000,000	2009/09/18	2010/01/28	50.00
67033	Deutsche Bank AG – HSI R Bear CBBC Feb 2010 H	300,000,000	2009/09/18	2010/02/25	75.00
67049	Goldman Sachs SP (Asia) – HSI R Bear CBBC May 2010 F	200,000,000	2009/09/18	2010/05/28	50.00
67057	KBC Fin Products Int'l Ltd. – A50 China R Bull CBBC Jan2010K	188,000,000	2009/09/18	2010/01/05	47.00
67052	KBC Fin Products Int'l Ltd. – HSBC R Bull CBBC Feb 2010 C	188,000,000	2009/09/18	2010/02/01	47.00
67050	KBC Fin Products Int'l Ltd. – HSCEI R Bull CBBC Jan 2010 C	188,000,000	2009/09/18	2010/01/28	47.00
67051	KBC Fin Products Int'l Ltd. – HSCEI R Bull CBBC Jan 2010 D	188,000,000	2009/09/18	2010/01/28	47.00
67055	KBC Fin Products Int'l Ltd. – HSCEI R Bear CBBC Jan 2010 E	188,000,000	2009/09/18	2010/01/28	47.00
67056	KBC Fin Products Int'l Ltd. – HSCEI R Bear CBBC Feb 2010 E	188,000,000	2009/09/18	2010/02/25	47.00
67053	KBC Fin Products Int'l Ltd. – Jiangxi C R Bull CBBC Feb10B	100,000,000	2009/09/18	2010/02/01	25.00
67054	KBC Fin Products Int'l Ltd. – SHK Ppt R Bull CBBC Mar 2010 A	188,000,000	2009/09/18	2010/03/01	47.00
67031	SGA Societe Generale Acceptance N.V. – HSI R Bear CBBC Mar10B	300,000,000	2009/09/18	2010/03/30	75.00
67029	SGA Societe Generale Acceptance N.V. – HSI R Bear CBBC Mar10M	300,000,000	2009/09/18	2010/03/30	75.00
67030	SGA Societe Generale Acceptance N.V. – HSI R Bear CBBC Mar10N	300,000,000	2009/09/18	2010/03/30	75.00

Main Board Callable Bull/Bear Contracts

Code	Callable Bull/Bear Contracts	No. of issue (units)	Listing date	Expiry	Amount raised (HK\$ mil.)
67027	SGA Societe Generale Acceptance N.V. – HSI R Bear CBBC Mar10V	300,000,000	2009/09/18	2010/03/30	75.00
67037	UBS AG – BOC HK R Bull CBBC Feb 2010 A	100,000,000	2009/09/18	2010/02/22	31.00
67036	UBS AG – BankComm R Bull CBBC Feb 2010 C	100,000,000	2009/09/18	2010/02/22	25.00
67042	UBS AG – BankComm R Bear CBBC Feb 2010 D	100,000,000	2009/09/18	2010/02/22	31.50
67040	UBS AG – COVS R Bull CBBC Feb 2010 E	100,000,000	2009/09/18	2010/02/22	25.00
67039	UBS AG – China Coal R Bull CBBC Feb 2010 C	100,000,000	2009/09/18	2010/02/22	25.00
67038	UBS AG – Cheung Kong R Bull CBBC Feb 2010 M	100,000,000	2009/09/18	2010/02/08	25.00
67046	UBS AG – A50 China R Bull CBBC Feb 2010 I	200,000,000	2009/09/18	2010/02/22	50.00
67043	UBS AG – R&F R Bear CBBC Jan 2010 L	100,000,000	2009/09/18	2010/01/18	31.50
67044	UBS AG – R&F R Bear CBBC Jan 2010 M	100,000,000	2009/09/18	2010/01/18	41.50
67047	UBS AG – HSI R Bull CBBC Jan 2010 X	300,000,000	2009/09/18	2010/01/28	75.00
67048	UBS AG – HSI R Bull CBBC Mar 2010 U	300,000,000	2009/09/18	2010/03/30	75.00
67032	UBS AG – HSI R Bear CBBC Mar 2010 Y	300,000,000	2009/09/18	2010/03/30	75.00
67034	UBS AG – HSI R Bear CBBC Jun 2010 E	400,000,000	2009/09/18	2010/06/29	100.00
67041	UBS AG – Shimao R Bull CBBC Feb 2010 C	100,000,000	2009/09/18	2010/02/22	25.00
67045	UBS AG – Shimao R Bear CBBC Feb 2010 D	100,000,000	2009/09/18	2010/02/22	48.50
67069	Credit Suisse – China Mobile R Bull CBBC Jan 2010 M	100,000,000	2009/09/21	2010/01/25	25.00
67070	Credit Suisse – China Mobile R Bull CBBC Feb 2010 A	100,000,000	2009/09/21	2010/02/08	25.00
67074	Credit Suisse – China Mobile R Bear CBBC Jan 2010 N	100,000,000	2009/09/21	2010/01/25	25.00
67075	Credit Suisse – China Mobile R Bear CBBC Feb 2010 B	100,000,000	2009/09/21	2010/02/08	25.00
67066	Credit Suisse – HKEEx R Bear CBBC Jan 2010 V	100,000,000	2009/09/21	2010/01/25	25.00
67063	CC Rabobank B.A. – A50 China R Bull CBBC Mar 2010 F	100,000,000	2009/09/21	2010/03/30	35.00
67064	CC Rabobank B.A. – A50 China R Bull CBBC Mar 2010 G	100,000,000	2009/09/21	2010/03/30	28.00
67065	CC Rabobank B.A. – A50 China R Bull CBBC Mar 2010 H	100,000,000	2009/09/21	2010/03/30	25.00
67058	SGA Societe Generale Acceptance N.V. – COVS R Bull CBBC Jan10C	50,000,000	2009/09/21	2010/01/13	22.00
67059	SGA Societe Generale Acceptance N.V. – HSI R Bull CBBC Jan10B	500,000,000	2009/09/21	2010/01/28	125.00
67060	SGA Societe Generale Acceptance N.V. – HSI R Bull CBBC Apr10Y	300,000,000	2009/09/21	2010/04/29	75.00
67061	SGA Societe Generale Acceptance NV – JiangC R Bull CBBC Jan10K	50,000,000	2009/09/21	2010/01/20	15.00
67062	SGA Societe Generale Acceptance NV – Shimao R Bull CBBC Jan10L	50,000,000	2009/09/21	2010/01/20	17.00
67067	UBS AG – China Life R Bear CBBC Feb 2010 Q	200,000,000	2009/09/21	2010/02/22	50.00
67068	UBS AG – HKEEx R Bear CBBC Feb 2010 O	200,000,000	2009/09/21	2010/02/22	50.00
67081	BNP Paribas Arbit Issu B.V. – HSI R Bear CBBC Jan 2010 B	300,000,000	2009/09/22	2010/01/28	75.00
67082	BNP Paribas Arbit Issu B.V. – HSI R Bear CBBC Feb 2010 M	300,000,000	2009/09/22	2010/02/25	75.00
67083	BNP Paribas Arbit Issu B.V. – HSI R Bear CBBC Mar 2010 Y	300,000,000	2009/09/22	2010/03/30	75.00
67071	KBC Fin Products Int'l Ltd. – HSI R Bear CBBC Jan 2010 G	208,000,000	2009/09/22	2010/01/28	52.00
67073	UBS AG – BOC HK R Bear CBBC Feb 2010 B	100,000,000	2009/09/22	2010/02/22	28.50
67076	UBS AG – China Mobile R Bull CBBC Jan 2010 T	200,000,000	2009/09/22	2010/01/25	50.00
67080	UBS AG – China Mobile R Bear CBBC Jan 2010 U	200,000,000	2009/09/22	2010/01/25	50.00
67077	UBS AG – COVS R Bear CBBC Feb 2010 F	100,000,000	2009/09/22	2010/02/22	33.50
67078	UBS AG – China Shenhua R Bear CBBC Feb 2010 E	100,000,000	2009/09/22	2010/02/22	25.00
67079	UBS AG – HS Bank R Bear CBBC Feb 2010 D	100,000,000	2009/09/22	2010/02/22	25.00
67072	UBS AG – HSI R Bear CBBC Dec 2009 B	300,000,000	2009/09/22	2009/12/30	75.00
67125	ABN AMRO Bank N.V. – HSI R Bear CBBC Feb 2010 O	250,000,000	2009/09/23	2010/02/25	74.25
67124	ABN AMRO Bank N.V. – HSI R Bear CBBC Feb 2010 S	250,000,000	2009/09/23	2010/02/25	64.75
67123	ABN AMRO Bank N.V. – HSI R Bear CBBC Feb 2010 T	250,000,000	2009/09/23	2010/02/25	62.50

Main Board Callable Bull/Bear Contracts

Code	Callable Bull/Bear Contracts	No. of issue (units)	Listing date	Expiry	Amount raised (HK\$ mil.)
67136	BNP Paribas Arbit Issu B.V. – HSI R Bull CBBC Mar 2010 X	300,000,000	2009/09/23	2010/03/30	75.00
67112	BNP Paribas Arbit Issu B.V. – HSI R Bear CBBC Feb 2010 L	300,000,000	2009/09/23	2010/02/25	75.00
67117	Credit Suisse – HSBC R Bear CBBC Feb 2010 B	100,000,000	2009/09/23	2010/02/22	26.50
67115	Credit Suisse – HSI R Bull CBBC Jan 2010 J	200,000,000	2009/09/23	2010/01/28	50.00
67111	Credit Suisse – HSI R Bear CBBC Jan 2010 N	200,000,000	2009/09/23	2010/01/28	50.00
67116	Credit Suisse – HSI R Bear CBBC Feb 2010 F	200,000,000	2009/09/23	2010/02/25	84.00
67118	Deutsche Bank AG – China Life R Bull CBBC Mar 2010 C	150,000,000	2009/09/23	2010/03/01	54.00
67119	Deutsche Bank AG – CNOOC R Bull CBBC Mar 2010 A	150,000,000	2009/09/23	2010/03/01	43.50
67120	Deutsche Bank AG – HSI R Bull CBBC Mar 2010 D	300,000,000	2009/09/23	2010/03/30	75.00
67109	Deutsche Bank AG – HSI R Bull CBBC Mar 2010 O	300,000,000	2009/09/23	2010/03/30	75.00
67104	Deutsche Bank AG – HSI R Bear CBBC Jan 2010 X	300,000,000	2009/09/23	2010/01/28	75.00
67105	Deutsche Bank AG – HSI R Bear CBBC Feb 2010 P	300,000,000	2009/09/23	2010/02/25	75.00
67121	Goldman Sachs SP (Asia) – HSI R Bull CBBC Apr 2010 D	200,000,000	2009/09/23	2010/04/29	50.00
67122	Goldman Sachs SP (Asia) – HSI R Bull CBBC Apr 2010 G	200,000,000	2009/09/23	2010/04/29	50.00
67127	Goldman Sachs SP (Asia) – HSI R Bull CBBC May 2010 G	200,000,000	2009/09/23	2010/05/28	50.00
67126	Goldman Sachs SP (Asia) – HSI R Bear CBBC Apr 2010 E	200,000,000	2009/09/23	2010/04/29	50.00
67084	HK Bank – HSI R Bull CBBC May 2010 D	120,000,000	2009/09/23	2010/05/28	30.00
67085	HK Bank – HSI R Bull CBBC May 2010 E	120,000,000	2009/09/23	2010/05/28	30.00
67093	KBC Fin Products Int'l Ltd. – Ch Mobile R Bull CBBC Jan 10A	208,000,000	2009/09/23	2010/01/11	52.00
67094	KBC Fin Products Int'l Ltd. – Ch Mobile R Bull CBBC Jan 10B	208,000,000	2009/09/23	2010/01/05	52.00
67100	KBC Fin Products Int'l Ltd. – Ch Mobile R Bear CBBC Dec 09A	208,000,000	2009/09/23	2009/12/23	52.00
67098	KBC Fin Products Int'l Ltd. – Ch Mobile R Bear CBBC Jan 10C	208,000,000	2009/09/23	2010/01/05	52.00
67099	KBC Fin Products Int'l Ltd. – Ch Mobile R Bear CBBC Jan 10D	208,000,000	2009/09/23	2010/01/11	52.00
67101	KBC Fin Products Int'l Ltd. – Ch Mobile R Bear CBBC Feb 10A	208,000,000	2009/09/23	2010/02/01	52.00
67095	KBC Fin Products Int'l Ltd. – China Life R Bull CBBC Dec 09E	168,000,000	2009/09/23	2009/12/23	57.12
67096	KBC Fin Products Int'l Ltd. – China Life R Bull CBBC Jan 10C	168,000,000	2009/09/23	2010/01/15	43.68
67097	KBC Fin Products Int'l Ltd. – China Shenhua R Bull CBBC Jan10A	48,000,000	2009/09/23	2010/01/18	24.00
67128	KBC Fin Products Int'l Ltd. – HSI R Bull CBBC Dec 2009 Y	208,000,000	2009/09/23	2009/12/30	52.00
67129	KBC Fin Products Int'l Ltd. – HSI R Bull CBBC Jan 2010 J	248,000,000	2009/09/23	2010/01/28	62.00
67113	KBC Fin Products Int'l Ltd. – HSI R Bear CBBC Jan 2010 F	248,000,000	2009/09/23	2010/01/28	62.00
67132	KBC Fin Products Int'l Ltd. – HSI R Bear CBBC Feb 2010 D	308,000,000	2009/09/23	2010/02/25	86.24
67131	KBC Fin Products Int'l Ltd. – HSI R Bear CBBC Feb 2010 E	308,000,000	2009/09/23	2010/02/25	77.00
67130	KBC Fin Products Int'l Ltd. – HSI R Bear CBBC Feb 2010 I	248,000,000	2009/09/23	2010/02/25	62.00
67133	KBC Fin Products Int'l Ltd. – HSI R Bear CBBC Mar 2010 Q	208,000,000	2009/09/23	2010/03/30	60.32
67134	KBC Fin Products Int'l Ltd. – HSI R Bear CBBC Mar 2010 R	248,000,000	2009/09/23	2010/03/30	71.92
67135	KBC Fin Products Int'l Ltd. – HSI R Bear CBBC Mar 2010 S	248,000,000	2009/09/23	2010/03/30	86.80
67106	CC Rabobank B.A. – HSI R Bull CBBC Apr 2010 R	180,000,000	2009/09/23	2010/04/29	45.00
67107	CC Rabobank B.A. – HSI R Bull CBBC Apr 2010 S	180,000,000	2009/09/23	2010/04/29	45.00
67108	CC Rabobank B.A. – HSI R Bull CBBC Apr 2010 T	180,000,000	2009/09/23	2010/04/29	45.00
67088	SGA Societe Generale Acceptance NV – BOC HK R Bull CBBC Jan10E	50,000,000	2009/09/23	2010/01/20	19.00
67086	SGA Societe Generale Acceptance N.V. – BOCL R Bull CBBC Jan10F	200,000,000	2009/09/23	2010/01/20	50.00
67087	SGA Societe Generale Acceptance N.V. – BOCL R Bear CBBC Jan10G	200,000,000	2009/09/23	2010/01/20	50.00
67110	SGA Societe Generale Acceptance N.V. – CMob R Bull CBBC Jan10Q	300,000,000	2009/09/23	2010/01/13	75.00
67090	SGA Societe Generale Acceptance N.V. – CMob R Bear CBBC Jan10P	300,000,000	2009/09/23	2010/01/13	75.00
67092	SGA Societe Generale Acceptance N.V. – CUni R Bull CBBC Jan10F	50,000,000	2009/09/23	2010/01/20	12.50

Main Board Callable Bull/Bear Contracts

Code	Callable Bull/Bear Contracts	No. of issue (units)	Listing date	Expiry	Amount raised (HK\$ mil.)
67089	SGA Societe Generale Acceptance N.V – CLife R Bear CBBC Jan10V	100,000,000	2009/09/23	2010/01/20	32.00
67091	SGA Societe Generale Acceptance N.V – CShen R Bull CBBC Jan10G	50,000,000	2009/09/23	2010/01/20	31.50
67140	UBS AG – BOC HK R Bull CBBC Feb 2010 C	100,000,000	2009/09/23	2010/02/22	27.00
67150	UBS AG – BOC HK R Bear CBBC Feb 2010 D	100,000,000	2009/09/23	2010/02/22	38.50
67139	UBS AG – BOCL R Bull CBBC Feb 2010 G	200,000,000	2009/09/23	2010/02/22	50.00
67143	UBS AG – China Mobile R Bull CBBC Feb 2010 K	200,000,000	2009/09/23	2010/02/22	50.00
67145	UBS AG – CUni R Bull CBBC Feb 2010 F	100,000,000	2009/09/23	2010/02/22	25.00
67151	UBS AG – CUni R Bear CBBC Feb 2010 G	100,000,000	2009/09/23	2010/02/22	38.00
67141	UBS AG – CC Bank R Bull CBBC Feb 2010 G	100,000,000	2009/09/23	2010/02/22	25.00
67142	UBS AG – China Life R Bull CBBC Feb 2010 R	200,000,000	2009/09/23	2010/02/22	50.00
67144	UBS AG – China Shenhua R Bull CBBC Feb 2010 F	100,000,000	2009/09/23	2010/02/22	34.50
67147	UBS AG – HKEx R Bull CBBC Feb 2010 P	200,000,000	2009/09/23	2010/02/22	50.00
67137	UBS AG – HSI R Bull CBBC Dec 2009 E	300,000,000	2009/09/23	2009/12/30	75.00
67138	UBS AG – HSI R Bull CBBC Dec 2009 T	300,000,000	2009/09/23	2009/12/30	75.00
67102	UBS AG – HSI R Bear CBBC Dec 2009 J	300,000,000	2009/09/23	2009/12/30	75.00
67149	UBS AG – HSI R Bear CBBC Dec 2009 O	300,000,000	2009/09/23	2009/12/30	75.00
67103	UBS AG – HSI R Bear CBBC Feb 2010 Y	300,000,000	2009/09/23	2010/02/25	75.00
67114	UBS AG – HSI R Bear CBBC Mar 2010 O	300,000,000	2009/09/23	2010/03/30	75.00
67146	UBS AG – ICBC R Bull CBBC Feb 2010 E	100,000,000	2009/09/23	2010/02/22	25.00
67148	UBS AG – SHK Ppt R Bull CBBC Feb 2010 R	100,000,000	2009/09/23	2010/02/22	25.00
67215	ABN AMRO Bank N.V. – HSI R Bull CBBC Feb 2010 H	250,000,000	2009/09/24	2010/02/25	62.50
67213	ABN AMRO Bank N.V. – HSI R Bull CBBC Feb 2010 J	250,000,000	2009/09/24	2010/02/25	62.50
67212	ABN AMRO Bank N.V. – HSI R Bull CBBC Feb 2010 L	250,000,000	2009/09/24	2010/02/25	62.50
67214	ABN AMRO Bank N.V. – HSI R Bull CBBC Feb 2010 U	250,000,000	2009/09/24	2010/02/25	62.50
67220	ABN AMRO Bank N.V. – HSI R Bear CBBC Jan 2010 Q	250,000,000	2009/09/24	2010/01/28	62.50
67217	ABN AMRO Bank N.V. – HSI R Bear CBBC Jan 2010 S	250,000,000	2009/09/24	2010/01/28	62.50
67216	ABN AMRO Bank N.V. – HSI R Bear CBBC Jan 2010 V	250,000,000	2009/09/24	2010/01/28	62.50
67219	ABN AMRO Bank N.V. – HSI R Bear CBBC Jan 2010 W	250,000,000	2009/09/24	2010/01/28	71.75
67218	ABN AMRO Bank N.V. – HSI R Bear CBBC Jan 2010 X	250,000,000	2009/09/24	2010/01/28	62.50
67226	BNP Paribas Arbit Issu B.V. – HSI R Bull CBBC Feb 2010 N	300,000,000	2009/09/24	2010/02/25	75.00
67157	BNP Paribas Arbit Issu B.V. – HSI R Bull CBBC Apr 2010 A	300,000,000	2009/09/24	2010/04/29	75.00
67159	BNP Paribas Arbit Issu B.V. – HSI R Bear CBBC Feb 2010 O	300,000,000	2009/09/24	2010/02/25	75.00
67158	BNP Paribas Arbit Issu B.V. – HSI R Bear CBBC Feb 2010 P	300,000,000	2009/09/24	2010/02/25	75.00
67160	BNP Paribas Arbit Issu B.V. – HSI R Bear CBBC Mar 2010 W	300,000,000	2009/09/24	2010/03/30	84.00
67161	BNP Paribas Arbit Issu B.V. – HSI R Bear CBBC Apr 2010 B	300,000,000	2009/09/24	2010/04/29	90.00
67176	Credit Suisse – China Life R Bull CBBC Feb 2010 B	100,000,000	2009/09/24	2010/02/22	25.00
67177	Credit Suisse – China Life R Bear CBBC Mar 2010 A	100,000,000	2009/09/24	2010/03/29	100.00
67178	Credit Suisse – HSBC R Bull CBBC Feb 2010 C	100,000,000	2009/09/24	2010/02/22	25.00
67179	Credit Suisse – HSBC R Bear CBBC Mar 2010 A	100,000,000	2009/09/24	2010/03/29	28.00
67172	Credit Suisse – HSI R Bull CBBC Jan 2010 K	200,000,000	2009/09/24	2010/01/28	50.00
67173	Credit Suisse – HSI R Bull CBBC Jan 2010 U	200,000,000	2009/09/24	2010/01/28	50.00
67162	Credit Suisse – HSI R Bear CBBC Jan 2010 O	200,000,000	2009/09/24	2010/01/28	50.00
67174	Credit Suisse – HSI R Bear CBBC Feb 2010 G	190,000,000	2009/09/24	2010/02/25	47.50
67175	Credit Suisse – HSI R Bear CBBC Feb 2010 H	200,000,000	2009/09/24	2010/02/25	87.00
67167	Deutsche Bank AG – HSI R Bull CBBC Feb 2010 T	300,000,000	2009/09/24	2010/02/25	75.00

Main Board Callable Bull/Bear Contracts

Code	Callable Bull/Bear Contracts	No. of issue (units)	Listing date	Expiry	Amount raised (HK\$ mil.)
67171	Deutsche Bank AG – HSI R Bear CBBC Feb 2010 J	300,000,000	2009/09/24	2010/02/25	75.00
67184	Deutsche Bank AG – HSI R Bear CBBC Mar 2010 B	300,000,000	2009/09/24	2010/03/30	75.00
67185	Deutsche Bank AG – HSI R Bear CBBC Mar 2010 E	300,000,000	2009/09/24	2010/03/30	78.00
67186	Deutsche Bank AG – HSI R Bear CBBC Apr 2010 S	300,000,000	2009/09/24	2010/04/29	99.00
67222	Goldman Sachs SP (Asia) – HSI R Bull CBBC May 2010 H	200,000,000	2009/09/24	2010/05/28	50.00
67223	Goldman Sachs SP (Asia) – HSI R Bear CBBC Mar 2010 I	200,000,000	2009/09/24	2010/03/30	50.00
67224	Goldman Sachs SP (Asia) – HSI R Bear CBBC Apr 2010 F	200,000,000	2009/09/24	2010/04/29	50.00
67225	Goldman Sachs SP (Asia) – HSI R Bear CBBC May 2010 I	200,000,000	2009/09/24	2010/05/28	50.00
67152	HK Bank – HSI R Bear CBBC May 2010 F	160,000,000	2009/09/24	2010/05/28	40.00
67153	HK Bank – HSI R Bear CBBC May 2010 G	160,000,000	2009/09/24	2010/05/28	40.00
67154	HK Bank – HSI R Bear CBBC May 2010 H	160,000,000	2009/09/24	2010/05/28	40.00
67155	HK Bank – HSI R Bear CBBC Jun 2010 J	160,000,000	2009/09/24	2010/06/29	40.00
67156	HK Bank – HSI R Bear CBBC Jun 2010 K	160,000,000	2009/09/24	2010/06/29	40.00
67180	KBC Fin Products Int'l Ltd. – HSI R Bull CBBC Jan 2010 L	248,000,000	2009/09/24	2010/01/28	62.00
67163	KBC Fin Products Int'l Ltd. – HSI R Bear CBBC Feb 2010 N	248,000,000	2009/09/24	2010/02/25	62.00
67181	KBC Fin Products Int'l Ltd. – HSI R Bear CBBC Mar 2010 T	248,000,000	2009/09/24	2010/03/30	81.84
67182	KBC Fin Products Int'l Ltd. – HSI R Bear CBBC Mar 2010 U	208,000,000	2009/09/24	2010/03/30	97.76
67183	KBC Fin Products Int'l Ltd. – HSI R Bear CBBC Apr 2010 B	308,000,000	2009/09/24	2010/04/29	98.56
67204	UBS AG – CHALCO R Bull CBBC Feb 2010 O	100,000,000	2009/09/24	2010/02/22	25.00
67203	UBS AG – China Life R Bull CBBC Feb 2010 T	200,000,000	2009/09/24	2010/02/22	50.00
67169	UBS AG – China Life R Bear CBBC Feb 2010 S	200,000,000	2009/09/24	2010/02/22	50.00
67208	UBS AG – China Life R Bear CBBC Feb 2010 U	200,000,000	2009/09/24	2010/02/22	176.00
67211	UBS AG – A50 China R Bull CBBC Feb 2010 K	200,000,000	2009/09/24	2010/02/22	50.00
67170	UBS AG – A50 China R Bear CBBC Feb 2010 J	200,000,000	2009/09/24	2010/02/22	50.00
67207	UBS AG – HKEx R Bull CBBC Feb 2010 R	200,000,000	2009/09/24	2010/02/22	50.00
67168	UBS AG – HKEx R Bear CBBC Feb 2010 Q	200,000,000	2009/09/24	2010/02/22	50.00
67205	UBS AG – HSBC R Bull CBBC Feb 2010 N	100,000,000	2009/09/24	2010/02/22	25.00
67164	UBS AG – HSBC R Bear CBBC Feb 2010 L	100,000,000	2009/09/24	2010/02/22	25.00
67209	UBS AG – HSBC R Bear CBBC Feb 2010 M	100,000,000	2009/09/24	2010/02/22	28.00
67187	UBS AG – HSCEI R Bull CBBC Feb 2010 Z	100,000,000	2009/09/24	2010/02/25	25.00
67192	UBS AG – HSCEI R Bear CBBC Feb 2010 B	100,000,000	2009/09/24	2010/02/25	25.00
67188	UBS AG – HSI R Bull CBBC Dec 2009 Q	300,000,000	2009/09/24	2009/12/30	75.00
67189	UBS AG – HSI R Bull CBBC Jan 2010 W	300,000,000	2009/09/24	2010/01/28	75.00
67191	UBS AG – HSI R Bull CBBC Apr 2010 A	400,000,000	2009/09/24	2010/04/29	100.00
67190	UBS AG – HSI R Bull CBBC Apr 2010 Z	300,000,000	2009/09/24	2010/04/29	75.00
67165	UBS AG – HSI R Bear CBBC Dec 2009 I	300,000,000	2009/09/24	2009/12/30	75.00
67166	UBS AG – HSI R Bear CBBC Dec 2009 X	300,000,000	2009/09/24	2009/12/30	75.00
67193	UBS AG – HSI R Bear CBBC Jan 2010 C	300,000,000	2009/09/24	2010/01/28	75.00
67194	UBS AG – HSI R Bear CBBC Feb 2010 E	300,000,000	2009/09/24	2010/02/25	82.50
67198	UBS AG – HSI R Bear CBBC Mar 2010 D	300,000,000	2009/09/24	2010/03/30	112.50
67197	UBS AG – HSI R Bear CBBC Mar 2010 F	300,000,000	2009/09/24	2010/03/30	84.00
67196	UBS AG – HSI R Bear CBBC Mar 2010 G	300,000,000	2009/09/24	2010/03/30	97.50
67195	UBS AG – HSI R Bear CBBC Mar 2010 J	300,000,000	2009/09/24	2010/03/30	75.00
67199	UBS AG – HSI R Bear CBBC Apr 2010 E	300,000,000	2009/09/24	2010/04/29	99.00
67200	UBS AG – HSI R Bear CBBC Apr 2010 H	300,000,000	2009/09/24	2010/04/29	109.50

Main Board Callable Bull/Bear Contracts

Code	Callable Bull/Bear Contracts	No. of issue (units)	Listing date	Expiry	Amount raised (HK\$ mil.)
67201	UBS AG – HSI R Bear CBBC May 2010 X	300,000,000	2009/09/24	2010/05/28	75.00
67202	UBS AG – HSI R Bear CBBC Jun 2010 F	400,000,000	2009/09/24	2010/06/29	100.00
67210	UBS AG – Jiangxi Copper R Bear CBBC Feb 2010 H	100,000,000	2009/09/24	2010/02/22	63.00
67206	UBS AG – SHK Ppt R Bull CBBC Feb 2010 S	100,000,000	2009/09/24	2010/02/22	25.00
65408 [#]	UBS AG – China Mobile R Bull CBBC Jan 2010 E	200,000,000	2009/09/24	2010/01/18	26.40
66799 [#]	UBS AG – China Mobile R Bull CBBC Feb 2010 G	200,000,000	2009/09/24	2010/02/22	16.40
66605 [#]	UBS AG – A50 China R Bull CBBC Jan 2010 Y	200,000,000	2009/09/24	2010/01/11	26.00
67242	Credit Suisse – A50 China R Bull CBBC Jan 2010 C	100,000,000	2009/09/25	2010/01/25	25.00
67243	Credit Suisse – HSI R Bull CBBC Feb 2010 K	190,000,000	2009/09/25	2010/02/25	47.50
67241	Credit Suisse – HSI R Bear CBBC Jan 2010 R	200,000,000	2009/09/25	2010/01/28	50.00
67239	Credit Suisse – HSI R Bear CBBC Feb 2010 I	200,000,000	2009/09/25	2010/02/25	50.00
67240	Credit Suisse – HSI R Bear CBBC Feb 2010 J	200,000,000	2009/09/25	2010/02/25	53.00
67254	Deutsche Bank AG – HSBC R Bear CBBC Mar 2010 A	150,000,000	2009/09/25	2010/03/01	43.50
67253	Deutsche Bank AG – HSI R Bull CBBC Feb 2010 I	300,000,000	2009/09/25	2010/02/25	75.00
67257	Deutsche Bank AG – HSI R Bear CBBC Feb 2010 G	300,000,000	2009/09/25	2010/02/25	75.00
67255	Deutsche Bank AG – Petrochina R Bear CBBC Mar 2010 A	150,000,000	2009/09/25	2010/03/01	39.00
67221	Macquarie Bank Ltd. – HSI R Bull CBBC Jan 2010 F	300,000,000	2009/09/25	2010/01/28	75.00
67230	SGA Societe Generale Acceptance N.V. – CMob R Bull CBBC Jan10R	300,000,000	2009/09/25	2010/01/13	75.00
67231	SGA Societe Generale Acceptance N.V. – CMob R Bull CBBC Jan10S	300,000,000	2009/09/25	2010/01/13	75.00
67227	SGA Societe Generale Acceptance N.V. – CLife R Bull CBBC Jan10W	100,000,000	2009/09/25	2010/01/20	30.00
67228	SGA Societe Generale Acceptance N.V. – CLife R Bull CBBC Jan10X	100,000,000	2009/09/25	2010/01/20	25.00
67229	SGA Societe Generale Acceptance N.V. – CLife R Bear CBBC Jan10Y	100,000,000	2009/09/25	2010/01/20	25.00
67232	SGA Societe Generale Acceptance N.V. – CP&CC R Bull CBBC Jan10F	200,000,000	2009/09/25	2010/01/20	50.00
67234	SGA Societe Generale Acceptance N.V. – A50 R Bull CBBC Jan10S	150,000,000	2009/09/25	2010/01/20	37.50
67233	SGA Societe Generale Acceptance N.V. – HKEx R Bull CBBC Jan10U	150,000,000	2009/09/25	2010/01/13	37.50
67235	SGA Societe Generale Acceptance N.V. – HSI R Bull CBBC Mar10C	300,000,000	2009/09/25	2010/03/30	75.00
67237	SGA Societe Generale Acceptance N.V. – HSI R Bull CBBC Mar10L	300,000,000	2009/09/25	2010/03/30	75.00
67236	SGA Societe Generale Acceptance N.V. – HSI R Bull CBBC Mar10O	300,000,000	2009/09/25	2010/03/30	75.00
67238	SGA Societe Generale Acceptance N.V. – HSI R Bull CBBC Mar10P	300,000,000	2009/09/25	2010/03/30	75.00
67249	SGA Societe Generale Acceptance N.V. – HSI R Bear CBBC Apr10U	300,000,000	2009/09/25	2010/04/29	75.00
67245	SGA Societe Generale Acceptance N.V. – HSI R Bear CBBC Apr10V	300,000,000	2009/09/25	2010/04/29	75.00
67244	SGA Societe Generale Acceptance N.V. – HSI R Bear CBBC Apr10Z	300,000,000	2009/09/25	2010/04/29	75.00
67248	UBS AG – A50 China R Bull CBBC Feb 2010 L	200,000,000	2009/09/25	2010/02/22	50.00
67250	UBS AG – HSCEI R Bear CBBC Feb 2010 I	200,000,000	2009/09/25	2010/02/25	50.00
67246	UBS AG – HSI R Bull CBBC Feb 2010 X	300,000,000	2009/09/25	2010/02/25	75.00
67247	UBS AG – HSI R Bull CBBC Mar 2010 V	300,000,000	2009/09/25	2010/03/30	75.00
67252	UBS AG – HSI R Bear CBBC Mar 2010 X	300,000,000	2009/09/25	2010/03/30	75.00
67251	UBS AG – HSI R Bear CBBC Apr 2010 W	400,000,000	2009/09/25	2010/04/29	100.00
67265	ABN AMRO Bank N.V. – DJIA R Bull CBBC Mar 2010 A	40,000,000	2009/09/28	2010/03/19	17.64
67266	ABN AMRO Bank N.V. – DJIA R Bull CBBC Mar 2010 B	40,000,000	2009/09/28	2010/03/19	13.04
67270	ABN AMRO Bank N.V. – DJIA R Bear CBBC Mar 2010 C	40,000,000	2009/09/28	2010/03/19	10.04
67271	ABN AMRO Bank N.V. – DJIA R Bear CBBC Mar 2010 D	40,000,000	2009/09/28	2010/03/19	17.84
67290	ABN AMRO Bank N.V. – A50 China R Bear CBBC Jan 2010 H	80,000,000	2009/09/28	2010/01/18	20.00
67276	Credit Suisse – HSI R Bear CBBC Feb 2010 L	200,000,000	2009/09/28	2010/02/25	76.00
67277	Deutsche Bank AG – China Life R Bull CBBC Mar 2010 D	150,000,000	2009/09/28	2010/03/22	58.50

Main Board Callable Bull/Bear Contracts

Code	Callable Bull/Bear Contracts	No. of issue (units)	Listing date	Expiry	Amount raised (HK\$ mil.)
67278	Deutsche Bank AG – Sinopec Corp R Bull CBBC Mar 2010 B	150,000,000	2009/09/28	2010/03/22	39.00
67282	Deutsche Bank AG – Sinopec Corp R Bear CBBC Mar 2010 C	150,000,000	2009/09/28	2010/03/22	46.50
67293	Deutsche Bank AG – A50 China R Bull CBBC Mar 2010 B	150,000,000	2009/09/28	2010/03/01	37.50
67279	Deutsche Bank AG – HSBC R Bull CBBC Mar 2010 B	150,000,000	2009/09/28	2010/03/01	37.50
67291	Deutsche Bank AG – HSI R Bear CBBC Feb 2010 Z	300,000,000	2009/09/28	2010/02/25	75.00
67292	Deutsche Bank AG – ICBC R Bull CBBC Mar 2010 A	150,000,000	2009/09/28	2010/03/22	37.50
67294	Goldman Sachs SP (Asia) – HSI R Bear CBBC Mar 2010 H	200,000,000	2009/09/28	2010/03/30	50.00
67267	CC Rabobank B.A. – HSI R Bull CBBC Apr 2010 U	180,000,000	2009/09/28	2010/04/29	45.00
67268	CC Rabobank B.A. – HSI R Bull CBBC Apr 2010 V	180,000,000	2009/09/28	2010/04/29	45.00
67269	CC Rabobank B.A. – HSI R Bull CBBC Apr 2010 W	180,000,000	2009/09/28	2010/04/29	45.00
67275	CC Rabobank B.A. – HSI R Bear CBBC Apr 2010 D	180,000,000	2009/09/28	2010/04/29	45.00
67272	CC Rabobank B.A. – HSI R Bear CBBC Apr 2010 X	180,000,000	2009/09/28	2010/04/29	45.00
67273	CC Rabobank B.A. – HSI R Bear CBBC Apr 2010 Y	180,000,000	2009/09/28	2010/04/29	45.00
67274	CC Rabobank B.A. – HSI R Bear CBBC Apr 2010 Z	180,000,000	2009/09/28	2010/04/29	45.00
67256	SGA Societe Generale Acceptance NV – BOC HK R Bear CBBC Dec09E	50,000,000	2009/09/28	2009/12/30	19.00
67258	SGA Societe Generale Acceptance N.V. – CK(H) R Bull CBBC Jan10D	100,000,000	2009/09/28	2010/01/13	25.00
67259	SGA Societe Generale Acceptance N.V. – HSBC R Bull CBBC Jan10N	300,000,000	2009/09/28	2010/01/20	75.00
67263	SGA Societe Generale Acceptance N.V. – HSBC R Bear CBBC Jan10O	300,000,000	2009/09/28	2010/01/20	75.00
67260	SGA Societe Generale Acceptance N.V. – ICBC R Bear CBBC Jan10H	300,000,000	2009/09/28	2010/01/13	75.00
67261	SGA Societe Generale Acceptance N.V. – PetCh R Bull CBBC Jan10J	200,000,000	2009/09/28	2010/01/13	50.00
67262	SGA Societe Generale Acceptance NV – PingAn R Bull CBBC Jan10F	200,000,000	2009/09/28	2010/01/20	50.00
67264	SGA Societe Generale Acceptance N.V. – SHK P R Bull CBBC Jan10E	100,000,000	2009/09/28	2010/01/20	25.00
67280	UBS AG – BOCL R Bear CBBC Feb 2010 H	200,000,000	2009/09/28	2010/02/22	50.00
67281	UBS AG – CC Bank R Bear CBBC Feb 2010 H	200,000,000	2009/09/28	2010/02/22	50.00
67286	UBS AG – A50 China R Bear CBBC Feb 2010 M	200,000,000	2009/09/28	2010/02/22	50.00
67283	UBS AG – HSI R Bull CBBC Apr 2010 I	300,000,000	2009/09/28	2010/04/29	75.00
67287	UBS AG – HSI R Bear CBBC Mar 2010 Q	300,000,000	2009/09/28	2010/03/30	75.00
67284	UBS AG – HSI R Bear CBBC Mar 2010 W	300,000,000	2009/09/28	2010/03/30	75.00
67288	UBS AG – HSI R Bear CBBC Apr 2010 B	300,000,000	2009/09/28	2010/04/29	75.00
67285	UBS AG – ICBC R Bear CBBC Feb 2010 F	200,000,000	2009/09/28	2010/02/22	50.00
67289	UBS AG – SHK Ppt R Bear CBBC Feb 2010 T	100,000,000	2009/09/28	2010/02/22	25.00
67296	Credit Suisse – China Mobile R Bull CBBC Jan 2010 O	100,000,000	2009/09/29	2010/01/25	25.00
67297	Credit Suisse – A50 China R Bear CBBC Jan 2010 B	100,000,000	2009/09/29	2010/01/25	25.00
67301	Deutsche Bank AG – HSI R Bear CBBC Jan 2010 E	300,000,000	2009/09/29	2010/01/28	75.00
67302	Deutsche Bank AG – HSI R Bear CBBC Jan 2010 K	300,000,000	2009/09/29	2010/01/28	75.00
67295	Deutsche Bank AG – HSI R Bear CBBC Feb 2010 R	300,000,000	2009/09/29	2010/02/25	75.00
67300	UBS AG – China Mobile R Bull CBBC Feb 2010 L	200,000,000	2009/09/29	2010/02/22	50.00
67298	UBS AG – CCHC R Bear CBBC Feb 2010 H	100,000,000	2009/09/29	2010/02/22	25.00
67299	UBS AG – China Life R Bear CBBC Feb 2010 V	200,000,000	2009/09/29	2010/02/22	202.00
67322	ABN AMRO Bank N.V. – A50 China R Bull CBBC Jan 2010 A	80,000,000	2009/09/30	2010/01/18	20.00
67326	ABN AMRO Bank N.V. – A50 China R Bear CBBC Jan 2010 B	80,000,000	2009/09/30	2010/01/18	20.00
67306	Credit Suisse – China Mobile R Bull CBBC Feb 2010 C	100,000,000	2009/09/30	2010/02/22	25.00
67310	Credit Suisse – China Mobile R Bear CBBC Feb 2010 D	100,000,000	2009/09/30	2010/02/22	25.00
67303	Deutsche Bank AG – HSI R Bull CBBC Mar 2010 F	300,000,000	2009/09/30	2010/03/30	75.00
67304	Deutsche Bank AG – HSI R Bull CBBC May 2010 E	300,000,000	2009/09/30	2010/05/28	75.00

Main Board Callable Bull/Bear Contracts

Code	Callable Bull/Bear Contracts	No. of issue (units)	Listing date	Expiry	Amount raised (HK\$ mil.)
67307	Deutsche Bank AG – HSI R Bear CBBC Mar 2010 V	300,000,000	2009/09/30	2010/03/30	75.00
67308	Deutsche Bank AG – HSI R Bear CBBC Mar 2010 X	300,000,000	2009/09/30	2010/03/30	87.00
67305	KBC Fin Products Int'l Ltd. – A50 China R Bull CBBC Jan 10L	188,000,000	2009/09/30	2010/01/04	47.00
67309	KBC Fin Products Int'l Ltd. – HSI R Bear CBBC Apr 2010 C	308,000,000	2009/09/30	2010/04/29	83.16
67311	KBC Fin Products Int'l Ltd. – HSI R Bear CBBC May 2010 A	248,000,000	2009/09/30	2010/05/28	79.36
67312	KBC Fin Products Int'l Ltd. – HSI R Bear CBBC Jun 2010 A	248,000,000	2009/09/30	2010/06/29	86.80
67313	KBC Fin Products Int'l Ltd. – HSI R Bear CBBC Aug 2010 A	308,000,000	2009/09/30	2010/08/30	92.40
67314	KBC Fin Products Int'l Ltd. – HSI R Bear CBBC Sep 2010 A	400,000,000	2009/09/30	2010/09/29	100.00
67315	KBC Fin Products Int'l Ltd. – HSI R Bear CBBC Oct 2010 A	308,000,000	2009/09/30	2010/10/28	98.56
67316	KBC Fin Products Int'l Ltd. – HSI R Bear CBBC Oct 2010 B	400,000,000	2009/09/30	2010/10/28	100.00
67317	KBC Fin Products Int'l Ltd. – HSI R Bear CBBC Oct 2010 C	368,000,000	2009/09/30	2010/10/28	106.72
67318	KBC Fin Products Int'l Ltd. – HSI R Bear CBBC Nov 2010 A	308,000,000	2009/09/30	2010/11/29	113.96
67319	KBC Fin Products Int'l Ltd. – HSI R Bear CBBC Dec 2010 A	400,000,000	2009/09/30	2010/12/30	112.00
67321	UBS AG – China Mobile R Bull CBBC Feb 2010 M	200,000,000	2009/09/30	2010/02/22	50.00
67320	UBS AG – HSI R Bull CBBC Dec 2009 J	300,000,000	2009/09/30	2009/12/30	75.00
Total					133,733.23

ELI/Trading Only Stocks Trading Statistics

Equity Linked Instrument Trading Statistics

		No. of issues	Turnover value (HK\$ mil.)
2008	Q3	–	–
	Q4	–	–
2009	Q1	–	–
	Q2	–	–
	Q3	–	–

NASDAQ Stocks

		No. of issues	Turnover value (HK\$ mil.)
2008	Q3	7	0.38
	Q4	7	0.17
2009	Q1	7	0.42
	Q2	7	0.45
	Q3	7	0.90

iShares

		No. of issues	Turnover value (HK\$ mil.)
2008	Q3	2	0.00
	Q4	2	0.00
2009	Q1	2	0.00
	Q2	2	0.00
	Q3	2	0.00

GEM Equities

Equity Turnover – GEM

		Share (Mil. shs)	Value (HK\$ mil.)	No. of deals
2008	Q3	27,661.67	9,188.57	240,766
	Q4	19,999.04	4,070.24	147,424
2009	Q1	23,051.11	4,192.12	153,505
	Q2	116,455.92	19,561.73	605,615
	Q3	84,235.17	26,394.60	677,639

Equity Trading Statistics – GEM

		No. of trading days	Average daily turnover (HK\$ mil.)	Average value per deal
2008	Q3	62	148.20	38,164
	Q4	62	65.65	27,609
2009	Q1	60	69.87	27,309
	Q2	61	320.68	32,301
	Q3	65	406.07	38,951

20 Most Advanced GEM Stocks

for 3rd quarter 2009

Rank	Code	Stock	Closing price		% up
			End of Sep 2009	End of Jun 2009	
1	08079	B.A.L. HOLD	0.940	0.205	358.54
2	08025	ACR HOLDINGS	0.700	0.167	319.16
3	08081	COMPUTECH	1.880	0.490	283.67
4	08163	CCT RESOURCES	0.340	0.156	117.95
5	08156	CHINA VANGUARD	0.570	0.305	86.89
6	08189	TEDA BIOMEDICAL	0.460	0.250	84.00
7	08136	RICHFIELD GROUP	0.365	0.203	79.80
8	08035	BINHAI INV	0.530	0.305	73.77
9	08206	CHINA CYBERPORT	1.120	0.680	64.71
10	08048	EXCEL TECH	0.103	0.063	63.49
11	08256	NETEL	0.224	0.140	60.00
12	08116	GLOBAL RES DEV	0.315	0.200	57.50
13	08292	HC INTL	0.630	0.400	57.50
14	08192	UURG CORP	0.172	0.112	53.57
15	08102	SHANGHAI FUDAN	0.870	0.580	50.00
16	08221	LEE'S PHARM	0.900	0.600	50.00
17	08176	BLU SPA	0.710	0.475	49.47
18	08157	CAPINFO	0.335	0.230	45.65
19	08033	VODATEL NETWORK	0.197	0.137	43.80
20	08175	CHI DIGITAL LIC	0.130	0.091	42.86

A Adjusted

GEM Equities

20 Most Declined GEM Stocks

for 3rd quarter 2009

Rank	Code	Stock	Closing price		% down
			End of Sep 2009	End of June 2009	
1	08150	SEAMLESS GREEN	0.080	0.640	-87.50
2	08155	SOUTHCHINA LAND	0.162	0.620	-73.87
3	08055	CHI E-LEARNING	0.070	0.232	-69.83
4	08239	MING KEI ENERGY	0.065	0.190	-65.79
5	08117	CHINA P RES	0.213	0.430 A	-50.47
6	08123	FIRST CHINA FIN	0.224	0.385	-41.82
7	08041	CH POST E-COMM	0.244	0.400	-39.00
8	08100	M DREAM INWORLD	0.108	0.176 A	-38.64
9	08071	CHINA METAL RES	0.142	0.226	-37.17
10	08250	CORE HEALTHCARE	0.164	0.260 A	-36.92
11	08103	TAI SHING	0.295	0.440	-32.95
12	08340	VINCO FINANCIAL	0.150	0.220	-31.82
13	08266	M TEL	0.111	0.160	-30.63
14	08021	WLS HOLDINGS	0.165	0.237	-30.38
15	08233	CIG PORTS	0.146	0.209 A	-30.14
16	08167	BIG MEDIA	0.098	0.140	-30.00
17	08165	JIAN EPAYMENT	0.168	0.240	-30.00
18	08270	CHINA LEASON	0.345	0.480 A	-28.13
19	08053	CH ELEC POWER	0.220	0.305	-27.87
20	08051	TELEEYE HOLDING	0.182	0.245	-25.71

A Adjusted

GEM Equities

20 Most Active GEM Stocks by Value

for 3rd quarter 2009

Rank	Code	Stock	Turnover (HK\$ mil.)	% of total
1	08296	SINO-LIFE GROUP	4,527.04	17.15
2	08116	GLOBAL RES DEV	2,664.69	10.10
3	08035	BINHAI INV	2,176.16	8.24
4	08199	WEIGAO GROUP	1,632.47	6.18
5	08277	WUMART	1,414.43	5.36
6	08136	RICHFIELD GROUP	1,261.79	4.78
7	08182	ENVIRO ENERGY	907.98	3.44
8	08046	HENG XIN CHINA	882.76	3.34
9	08203	KAISUN ENERGY	693.96	2.63
10	08250	CORE HEALTHCARE	594.07	2.25
11	08071	CHINA METAL RES	480.44	1.82
12	08079	B.A.L. HOLD	468.35	1.77
13	08041	CH POST E-COMM	419.46	1.59
14	08299	GRAND T G GOLD	402.28	1.52
15	08306	CH NONFERROUS	384.99	1.46
16	08156	CHINA VANGUARD	359.35	1.36
17	08285	EVOC	349.30	1.32
18	08173	INTELLI-MEDIA	310.10	1.17
19	08239	MING KEI ENERGY	301.44	1.14
20	08272	BYFORD INT'L	279.19	1.06
Total			20,510.25	77.71

GEM Equities

20 Most Active GEM Stock by Shares

for 3rd quarter 2009

Rank	Code	Stock	Turnover (Mil. shs)	% of total
1	08250	CORE HEALTHCARE	19,779.85	23.48
2	08116	GLOBAL RES DEV	7,793.51	9.25
3	08035	BINHAI INV	4,264.11	5.06
4	08117	CHINA P RES	3,472.30	4.12
5	08239	MING KEI ENERGY	2,909.94	3.45
6	08136	RICHFIELD GROUP	2,837.38	3.37
7	08173	INTELLI-MEDIA	2,726.52	3.24
8	08299	GRAND T G GOLD	2,686.18	3.19
9	08071	CHINA METAL RES	2,297.62	2.73
10	08296	SINO-LIFE GROUP	2,143.88	2.55
11	08200	SAU SAN TONG	2,115.19	2.51
12	08017	LONG SUCCESS	2,049.52	2.43
13	08220	EMCOM INT'L	1,997.04	2.37
14	08128	C G SOURCE ENGY	1,752.41	2.08
15	08129	CH BIO CASSAVA	1,506.53	1.79
16	08202	INNO-TECH HOLD	1,456.33	1.73
17	08046	HENG XIN CHINA	1,271.72	1.51
18	08150	SEAMLESS GREEN	1,152.21	1.37
19	08167	BIG MEDIA	1,116.63	1.33
20	08041	CH POST E-COMM	1,081.30	1.28
Total			66,410.17	78.84

GEM Equities

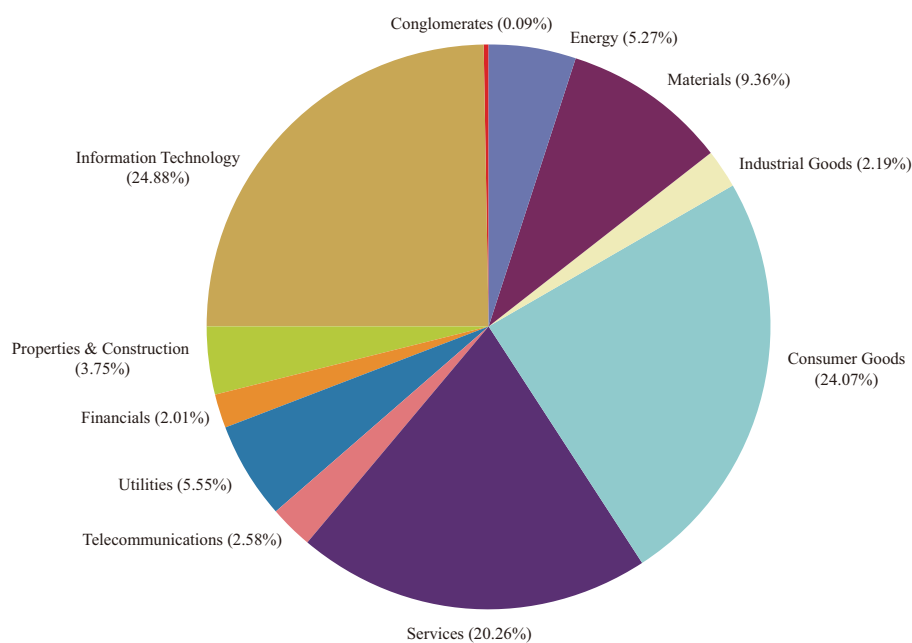
Market Capitalisation of Listed Companies for GEM

as at the quarter end

		HK\$ mil.
2008	Q3	67,153.80
	Q4	45,164.18
2009	Q1	46,972.81
	Q2	73,004.28
	Q3	86,891.48

Market Capitalisation by Hang Seng Industry Classification System* – GEM

Quarter-end figures



* Hang Seng Industry Classification System (HSICS) is provided by Hang Seng Indexes Company Limited.

GEM Equities

50 Leading Companies by Market Capitalisation – GEM

as at the 3rd quarter end 2009

Rank	Company	Market capitalisation (HK\$ mil.)	% of market total
1	08199 Shandong Weigao Group Medical Polymer Co. Ltd. - H Shares	10,959.90	12.61
2	08277 Wumart Stores, Inc. - H Shares	5,845.79	6.73
3	08137 Honbridge Holdings Ltd.	3,858.90	4.44
4	08035 Binhai Investment Co. Ltd.	3,176.19	3.66
5	08161 China LotSynergy Holdings Ltd.	2,294.67	2.64
6	08116 Global Resources Development (Holding) Ltd.	2,143.31	2.47
7	08203 Kaisun Energy Group Ltd.	1,846.01	2.12
8	08156 China Vanguard Group Ltd.	1,830.78	2.11
9	08008 Sunevision Holdings Ltd.	1,828.34	2.10
10	08155 South China Land Ltd.	1,810.38	2.08
11	08182 Enviro Energy International Holdings Ltd.	1,707.00	1.96
12	08118 International Entertainment Corporation	1,591.86	1.83
13	08272 Byford International Ltd.	1,513.26	1.74
14	08163 CCT Resources Holdings Ltd.	1,503.87	1.73
15	08052 Convenience Retail Asia Ltd.	1,481.73	1.71
16	08279 AGTech Holdings Ltd.	1,378.81	1.59
17	08167 Big Media Group Ltd.	1,260.59	1.45
18	08296 Sino-Life Group Ltd.	1,158.00	1.33
19	08136 Richfield Group Holdings Ltd.	1,068.90	1.23
20	08070 Zhongyu Gas Holdings Ltd.	1,044.60	1.20
21	08069 Tong Ren Tang Technologies Co. Ltd. - H Shares	1,014.66	1.17
22	08046 Heng Xin China Holdings Ltd.	994.23	1.14
23	08192 UURG Corporation Ltd.	957.70	1.10
24	08206 China Cyber Port (International) Co. Ltd.	898.56	1.03
25	08306 China Nonferrous Metals Co. Ltd.	892.70	1.03
26	08066 Cardlink Technology Group Ltd.	821.69	0.95
27	08005 Yuxing InfoTech Holdings Ltd.	773.89	0.89
28	08129 China Bio Cassava Holdings Ltd.	697.28	0.80
29	08025 Asian Capital Resources (Holdings) Ltd.	674.39	0.78
30	08153 China Chief Cable TV Group Ltd.	666.11	0.77
31	08029 Sun International Group Ltd.	665.69	0.77
32	08123 First China Financial Holdings Ltd.	661.72	0.76
33	08178 China Information Technology Development Ltd.	655.99	0.75
34	08058 Shandong Luoxin Pharmacy Stock Co. Ltd. - H Shares	625.33	0.72
35	08158 China Bio-Med Regeneration Technology Ltd.	620.22	0.71
36	08290 Tianjin Tianlian Public Utilities Co., Ltd. - H Shares	600.07	0.69
37	08259 Yantai North Andre Juice Co. Ltd. - H Shares	580.86	0.67
38	08285 EVOC Intelligent Technology Co. Ltd. - H Shares	545.78	0.63
39	08009 iMerchants Ltd.	526.62	0.61
40	08128 China Ground Source Energy Ltd.	506.48	0.58
41	08287 Nanjing Sample Technology Co. Ltd. - H Shares	504.90	0.58
42	08071 China Metal Resources Holdings Ltd.	497.91	0.57
43	08032 Coolpoint Energy Ltd.	495.40	0.57
44	08089 China Railway Logistics Ltd.	484.88	0.56
45	08173 Intelli-Media Group (Holdings) Ltd.	478.54	0.55
46	08212 Aptus Holdings Ltd.	476.41	0.55
47	08262 A - S China Plumbing Products Ltd.	468.21	0.54
48	08079 B.A.L. Holdings Ltd.	445.64	0.51
49	08270 China Leason Investment Group Co. Ltd.	427.00	0.49
50	08041 China Post E-Commerce (Holdings) Ltd.	419.94	0.48
Total		68,381.71	78.70
Market Total		86,891.48	100.00

GEM Equities

New Listing Statistics – equities for GEM

		No. of newly listed companies	Funds raised (HK\$ mil.)
2008	Q3	–	–
	Q4	–	–
2009	Q1	–	–
	Q2	–	–
	Q3	2	158.70

Newly Listed Companies for GEM

for 3rd quarter 2009

Code	Company name	Listing date	No. of issued shares	Funds raised (HK\$ mil.)
08325	Oriental City Group Holdings Ltd.	2009/08/28	600,000,000	34.50
08296	Sino-Life Group Ltd.	2009/09/09	622,500,000	124.20
Total				158.70

Withdrawal of listed Companies – GEM

for 3rd quarter 2009

Code	Company name	Last trading date	Delisted date
NIL			

Company Name Changes for GEM

for 3rd quarter 2009

Code	Old name	New name	Effective date	Adoption date
08041	Intcera High Tech Group Ltd.	China Post E-Commerce (Holdings) Ltd.	2009/04/29	2009/07/13
08043	Era Information & Entertainment Ltd.	ERA Holdings Global Ltd.	2009/05/12	2009/07/17
08150	Fast Systems Technology (Holdings) Ltd.	Seamless Green China (Holdings) Ltd.	2009/06/18	2009/07/27
08022	Argos Enterprise (Holdings) Ltd.	TLT Lottotainment Group Ltd.	2009/07/23	2009/07/30
08032	GreaterChina Technology Group Ltd.	Coolpoint Energy Ltd.	2009/08/13	2009/09/10

GEM Equities

Bonus Issues / Bonus Warrants for GEM

for 3rd quarter 2009

Code	Company	Particulars	Ex-date
08233	CIG Yangtze Ports PLC	1 for 1 rts sh	2009/07/09

Share Split / Consolidation for GEM

for 3rd quarter 2009

Code	Company	Particulars	Effective date
08256	Netel Technology (Holdings) Ltd.	Consolidation 2 into 1	2009/07/06
08250	Core Healthcare Investment Holdings Ltd.	Consolidation 10 into 1	2009/08/06
08220	Emcom International Ltd.	Consolidation 2 into 1	2009/08/06
08017	Long Success International (Holdings) Ltd.	Consolidation 4 into 1	2009/08/12
08306	China Nonferrous Metals Co. Ltd.	Split 1 into 5	2009/08/20
08117	China Primary Resources Holdings Ltd.	Consolidation 10 into 1	2009/08/21

Rights Issues & Open Offers for GEM

for 3rd quarter 2009

Month	Code	Company	Ratio	Funds raised (HK\$ mil.)
Jul	08100	M Dream Inworld Ltd.	Open offer 1 for 3 @\$0.045	12.30
	08317	Finet Group Ltd.	Open offer 1 for 2 @\$0.05 with bonus 3 wts for 10 offer shs	14.98
	08117	China Primary Resources Holdings Ltd.	Rts 1 for 2 @\$0.02	81.97
	08228	Vertex Group Ltd.	Open offer 1 for 2 @\$0.09	32.00
	08233	CIG Yangtze Ports PLC	Rts 2 for 3 @\$0.10 with bonus 1 for 1 rts sh	33.43
Sep	08270	China Leason Investment Group Co. Ltd.	Open offer 3 for 7 @\$0.20	74.26
	08200	Sau San Tong Holdings Ltd.	Open offer 5 for 1 @\$0.01	47.99
Total				296.93

GEM Equities

Placing*

Month	Code	Company	No. of new shares placed	Placing price (HK\$)	Funds raised (HK\$ mil.)
2009					
Jun **	08272	BYFORD INT'L	400,000,000	0.200	80.00
Jul	08079	B.A.L. HOLD	100,000,000	0.100	10.00
	08053	CH ELEC POWER	30,670,000	0.253	7.76
	08032	COOLPOINT	300,000,000	0.150	45.00
	08256	NETEL	71,430,000	0.112	8.00
	08111	SOLUTECK	90,630,000	0.430	38.97
	08119	THIZ TECHNOLOGY	260,000,000	0.100	26.00
	08021	WLS HOLDINGS	40,000,000	0.201	8.04
Aug	08066	CARDLINK TECH	18,000,000	1.250	22.50
	08041	CH POST E-COMM	106,000,000	0.380	40.28
	08055	CHI E-LEARNING	280,000,000	0.180	50.40
	08003	GREAT WORLD	80,000,000	0.265	21.20
	08203	KAISUN ENERGY	240,000,000	0.700	168.00
	08221	LEE'S PHARM	30,273,437	0.640	19.37
	08017	LONG SUCCESS	65,000,000	0.160	10.40
	08256	NETEL	50,000,000	0.110	5.50
	08287	SAMPLE TECH	30,600,000	4.000	122.40
Sep	08079	B.A.L. HOLD	300,000,000	0.100	30.00
	08066	CARDLINK TECH	12,000,000	1.250	15.00
	08153	CCCTV GROUP	16,000,000	0.250	4.00
	08306	CH NONFERROUS	117,307,500	0.260	30.50
	08046	HENG XIN CHINA	100,000,000	0.700	70.00
	08256	NETEL	20,000,000	0.120	2.40
Total					835.73

* Due to the reporting time-lag, placing figures for the quarter are provisional.

** Supplementary information update for previous quarters.

GEM Warrants

Warrant Trading and Market Value Statistics - GEM

		Number	Turnover value (HK\$ mil.)	Market value (HK\$ mil.)
2008	Q3	4	0.22	71.81
	Q4	3	0.06	10.34
2009	Q1	1	0.26	1.49
	Q2	1	–	1.94
	Q3	1	0.04	5.97

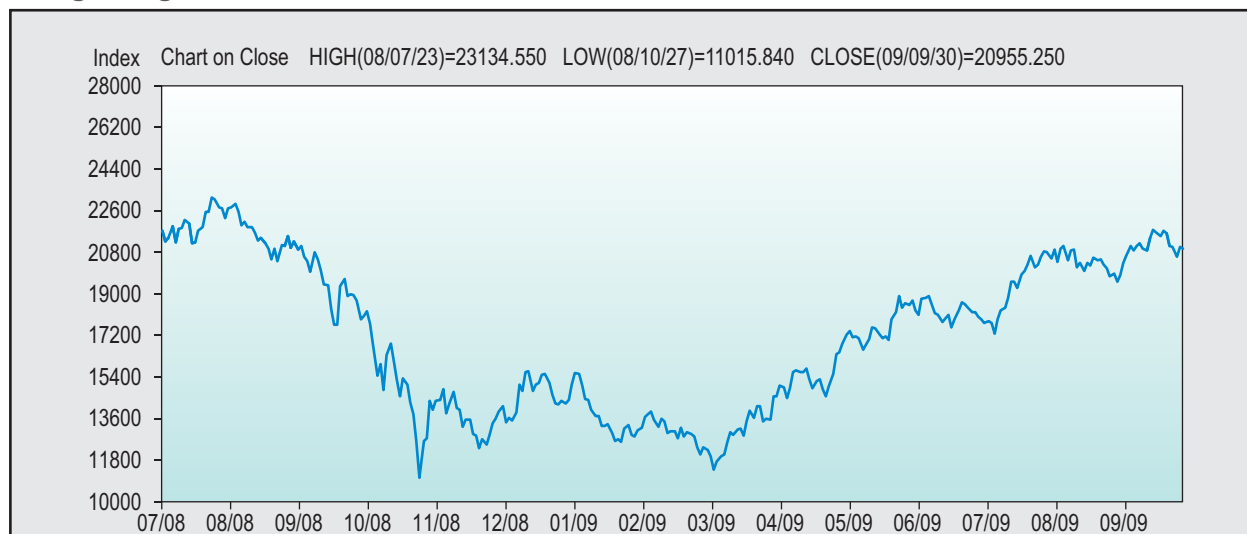
Newly Listed Equity GEM Warrants

for 3rd quarter 2009

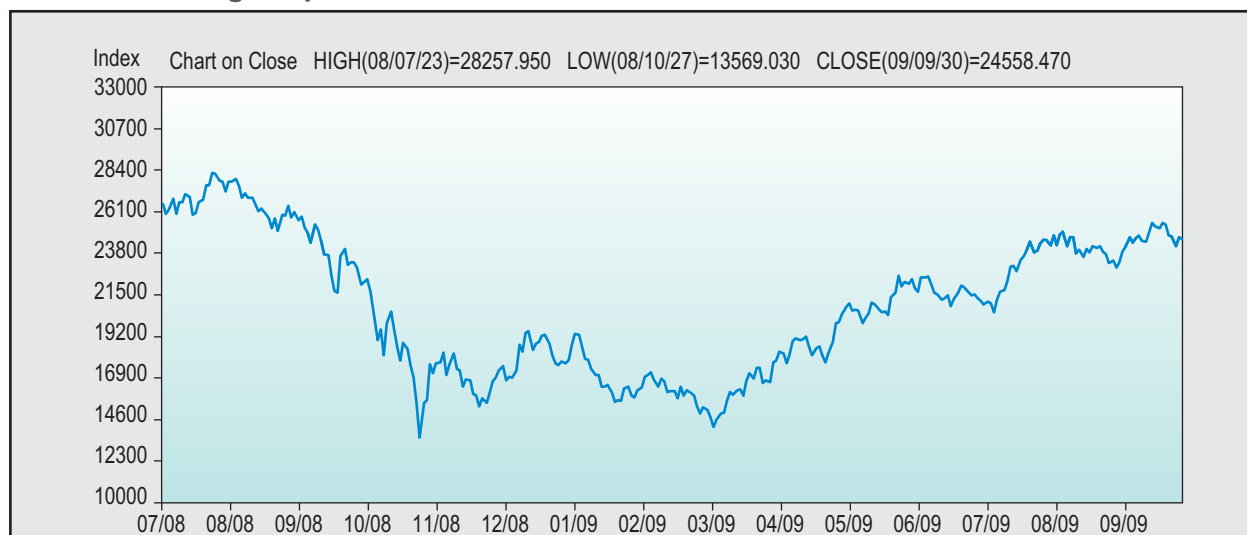
Code	Equity warrants	Initial issued amount (HK)	Listing date	Expiry	Amount raised (HK\$ mil.)
Nil					–
Total					–

Stock Market Indices

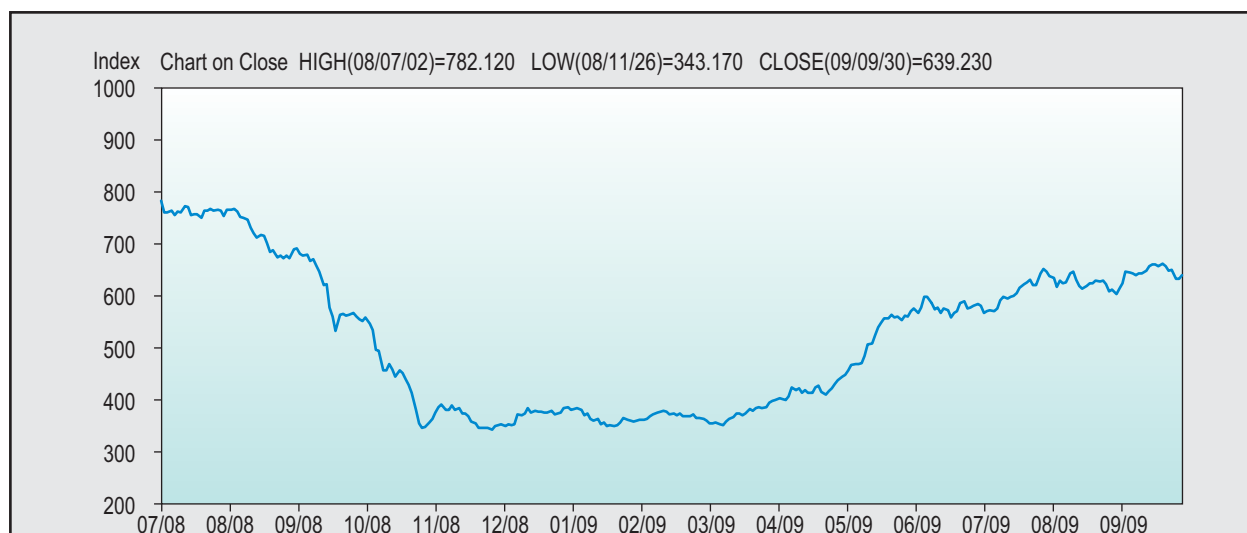
Hang Seng Index



S&P/HKEx LargeCap Index



S&P/HKEx GEM Index



Stock Market Indices

Hong Kong Stock Market Indices

Index	End of Sep 2009 Close	End of Jun 2009 Close	Change %
S&P/HKEx LargeCap Index	24558.47	21686.87	+ 13.24%
S&P/HKEx GEM Index	639.23	575.20	+ 11.13%
HANG SENG INDEX	20955.25	18378.73	+ 14.02%
SECTORIAL INDICES			
Finance	32733.89	27768.46	+ 17.88%
Utilities	38432.88	36186.12	+ 6.21%
Properties	27140.17	24565.01	+ 10.48%
Commerce & Industry	10858.90	9790.97	+ 10.91%
HANG SENG COMPOSITE INDEX	2873.03	2591.05	+ 10.88%
HANG SENG CHINA-AFFILIATED CORPORATIONS INDEX	3893.75	3820.14	+ 1.93%
HANG SENG CHINA ENTERPRISES INDEX	11858.15	10962.61	+ 8.17%

Stock Market Indices

WORLD INDICES

Index	End of Sep 2009 Close	End of Jun 2009 Close	Change %
HONG KONG			
S&P/HKEx LargeCap Index	24558.47	21686.87	+ 13.24%
Hang Seng Index	20955.25	18378.73	+ 14.02%
AUSTRALIA			
All Ordinaries Index	4739.30	3947.80	+ 20.05%
JAKARTA			
Composite Index	2467.59	2026.78	+ 21.75%
JAPAN			
Nikkei (225)	10133.23	9958.44	+ 1.76%
KOREA			
Composite Index	1673.14	1390.07	+ 20.36%
KUALA LUMPUR			
Composite Index	1202.08	1075.24	+ 11.80%
MANILA			
Composite Index	2800.82	2437.99	+ 14.88%
NEW ZEALAND			
NZSE (50)	3161.06	2796.11	+ 13.05%
SHANGHAI			
A Shares Index	2916.73	3106.59	- 6.11%
B Shares Index	193.50	190.30	+ 1.68%
SHENZHEN			
A Shares Index	996.26	1010.41	- 1.40%
B Shares Index	502.80	496.22	+ 1.33%
SINGAPORE			
FTSE Straits Times Index	2672.57	2333.14	+ 14.55%
TAIWAN			
Taipei Weighted Stock Index	7509.17	6432.16	+ 16.74%
THAILAND			
SET Index	717.07	597.48	+ 20.02%
NEW YORK			
DJIA	9712.28	8447.00	+ 14.98%
Nasdaq Composite Index	2122.42	1835.04	+ 15.66%
TORONTO			
S&P/TSX Composite Index	11394.96	10374.91	+ 9.83%
GERMANY			
DAX Capital Value Index	3433.26	2909.05	+ 18.02%
LONDON			
FTSE (100)	5133.90	4249.20	+ 20.82%

Derivatives Market – Futures and Options

Contract Volume by Derivatives Products

Derivatives product	Contracts	
	3rd Quarter 2009	3rd Quarter 2008
Hang Seng Index Futures	5,430,706	5,910,772
Hang Seng Index Options	1,409,767	1,139,643
Mini-Hang Seng Index Futures	2,476,657	2,011,680
Mini-Hang Seng Index Options	69,660	53,928
H-shares Index Futures	3,075,581	3,609,442
H-shares Index Options	420,012	460,454
Mini H-shares Index Futures ¹	237,666	85,320
Hang Seng China H-Financials Index Futures ²	–	–
FTSE/Xinhua China 25 Index Futures ³	–	–
FTSE/Xinhua China 25 Index Options ⁴	–	1
Stock Futures	77,610	79,655
Stock Options	10,892,511	13,646,790
Three-month HIBOR Futures	292	4,804
One-month HIBOR Futures	35	157
Three-year Exchange Fund Note Futures	–	–
Gold Futures ⁵	1,124	–
Total	24,091,621	27,002,646

¹ Trading in Mini H-shares Index Futures commenced on 31 March 2008.

² Trading in Hang Seng China H-Financials Index Futures suspended with effect from 24 Dec 2008

³ Trading in FTSE/Xinhua China 25 Index Futures suspended with effect from 31 Dec 2008

⁴ Trading in FTSE/Xinhua China 25 Index Options suspended with effect from 24 Dec 2008

⁵ Trading in Gold Futures commenced on 20 October 2008.

Open Interest by Derivatives Products

Derivatives product	Contracts	
	3rd Quarter 2009	3rd Quarter 2008
Hang Seng Index Futures	83,150	97,135
Hang Seng Index Options	222,382	99,068
Mini-Hang Seng Index Futures	4,164	4,456
Mini-Hang Seng Index Options	2,789	1,819
H-shares Index Futures	80,516	87,386
H-shares Index Options	190,047	73,311
Mini H-shares Index Futures ¹	844	388
Hang Seng China H-Financials Index Futures ²	–	–
FTSE/Xinhua China 25 Index Futures ³	–	–
FTSE/Xinhua China 25 Index Options ⁴	–	–
Stock Futures	4,389	8,269
Stock Options	3,663,846	4,675,934
Three-month HIBOR Futures	169	2,243
One-month HIBOR Futures	20	58
Three-year Exchange Fund Note Futures	–	–
Gold Futures ⁵	30	–
Total	4,252,346	5,050,067

¹ Trading in Mini H-shares Index Futures commenced on 31 March 2008.

² Trading in Hang Seng China H-Financials Index Futures suspended with effect from 24 Dec 2008

³ Trading in FTSE/Xinhua China 25 Index Futures suspended with effect from 31 Dec 2008

⁴ Trading in FTSE/Xinhua China 25 Index Options suspended with effect from 24 Dec 2008

⁵ Trading in Gold Futures commenced on 20 October 2008.

Derivatives Market – Futures and Options

Hang Seng Index Futures - Contract Volume and Open Interest (contracts)

		Total contract volume	Quarter-end open interest
2008	Q3	5,910,772	97,135
	Q4	5,710,013	73,034
2009	Q1	4,805,616	80,785
	Q2	5,816,700	79,772
	Q3	5,430,706	83,150

Mini Hang Seng Index Futures - Contract Volume and Open Interest (contracts)

		Total contract volume	Quarter-end open interest
2008	Q3	2,011,680	4,456
	Q4	2,406,984	2,945
2009	Q1	1,927,153	4,303
	Q2	2,758,113	5,914
	Q3	2,476,657	4,164

Hang Seng Index Options - Contract Volume and Open Interest (contracts)

		Total contract volume	Quarter-end open interest
2008	Q3	1,139,643	99,068
	Q4	944,013	75,829
2009	Q1	1,030,049	118,571
	Q2	1,309,363	182,288
	Q3	1,409,767	222,382

H-Share Index Futures - Contract Volume and Open Interest (contracts)

		Total contract volume	Quarter-end open interest
2008	Q3	3,609,442	87,386
	Q4	4,132,247	96,120
2009	Q1	3,287,097	85,412
	Q2	3,376,088	71,607
	Q3	3,075,581	80,516

Stock Options Market Turnover and Open Interest (contracts)

		Total Premium (HK\$ mil.)	Total contract volume	Quarter-end open interest
2008	Q3	26,991.11	13,646,790	4,675,934
	Q4	28,706.16	12,369,694	3,984,346
2009	Q1	25,464.43	11,656,754	4,400,699
	Q2	20,116.61	13,279,436	3,847,782
	Q3	14,205.33	10,892,511	3,663,846

Derivatives Market – Futures and Options

Stock Options Premium by Class

for 3rd Quarter 2009

Options class		Premium (HK\$ mil.)	% of total
CHALCO	ALC	44.40	0.31%
BANK OF CHINA	BCL	397.34	2.80%
BANKCOMM	BCM	62.37	0.44%
BANK OF E ASIA	BEA	14.06	0.10%
BOC HONG KONG	BOC	96.97	0.68%
CCB	CCB	793.51	5.59%
CHINA COMM CONS	CCC	60.22	0.42%
CHINA COAL	CCE	7.89	0.06%
CHINA MOBILE	CHT	1,568.00	11.04%
CHINA UNICOM	CHU	50.76	0.36%
CITIC PACIFIC	CIT	12.04	0.08%
CHEUNG KONG	CKH	1,098.32	7.73%
CKI HOLDINGS	CKI	2.93	0.02%
CHINA LIFE	CLI	872.38	6.14%
CLP HOLDINGS	CLP	31.84	0.22%
CM BANK	CMB	119.08	0.84%
CNOOC	CNC	528.96	3.72%
CHINA OVERSEAS	COL	44.99	0.32%
CATHAY PAC AIR	CPA	3.21	0.02%
SINOPEC CORP	CPC	787.57	5.54%
CHINA RAIL CONS	CRC	9.96	0.07%
CHINA RAILWAY	CRG	32.93	0.23%
CHINA SHENHUA	CSE	140.13	0.99%
CITIC BANK	CTB	12.30	0.09%
CHINA TELECOM	CTC	97.86	0.69%
DENWAY MOTORS	DWM	2.67	0.02%
ESPRIT HOLDINGS	ESP	29.46	0.21%
FIH	FIH	4.21	0.03%
HK ELECTRIC	HEH	13.52	0.10%
HKEX	HEX	436.21	3.07%
HSBC HOLDINGS	HKB	2,891.70	20.36%
HK & CHINA GAS	HKG	19.09	0.13%
HENDERSON LAND	HLD	26.82	0.19%
HUANENG POWER	HNP	10.74	0.08%
HANG SENG BANK	HSB	278.06	1.96%
HUTCHISON	HWL	453.75	3.19%
ICBC	ICB	673.02	4.74%
JOHNSON ELEC H	JSE	0.57	0.00%
JIANGXI COPPER	JXC	91.84	0.65%
LI & FUNG	LIF	21.69	0.15%
MTR CORPORATION	MTR	10.88	0.08%
NEW WORLD DEV	NWD	19.86	0.14%
PING AN	PAI	348.63	2.45%
PETROCHINA	PEC	500.77	3.53%
PICC P&C	PIC	13.24	0.09%
SHK PPT	SHK	1,293.90	9.11%
SWIRE PACIFIC A	SWA	75.12	0.53%
TENCENT	TCH	35.26	0.25%
TRACKER FUND	TRF	13.08	0.09%
WHARF HOLDINGS	WHL	21.90	0.15%
ZIJIN MINING	ZJM	29.28	0.21%
Total		14,205.33	100.00%

Derivatives Market – Futures and Options

Stock Options Contract Volume by Class

for 3rd Quarter 2009

Options class		Contract volume	% of total
CHALCO	ALC	33,046	0.30%
BANK OF CHINA	BCL	1,018,820	9.35%
BANKCOMM	BCM	139,443	1.28%
BANK OF E ASIA	BEA	72,078	0.66%
BOC HONG KONG	BOC	149,855	1.38%
CCB	CCB	1,312,491	12.05%
CHINA COMM CONS	CCC	113,427	1.04%
CHINA COAL	CCE	10,250	0.09%
CHINA MOBILE	CHT	879,570	8.07%
CHINA UNICOM	CHU	36,341	0.33%
CITIC PACIFIC	CIT	9,537	0.09%
CHEUNG KONG	CKH	168,567	1.55%
CKI HOLDINGS	CKI	4,411	0.04%
CHINA LIFE	CLI	610,830	5.61%
CLP HOLDINGS	CLP	63,428	0.58%
CM BANK	CMB	194,967	1.79%
CNOOC	CNC	443,492	4.07%
CHINA OVERSEAS	COL	24,106	0.22%
CATHAY PAC AIR	CPA	6,141	0.06%
SINOPEC CORP	CPC	417,182	3.83%
CHINA RAIL CONS	CRC	31,703	0.29%
CHINA RAILWAY	CRG	53,249	0.49%
CHINA SHENHUA	CSE	122,606	1.13%
CITIC BANK	CTB	22,297	0.20%
CHINA TELECOM	CTC	142,119	1.30%
DENWAY MOTORS	DWM	4,168	0.04%
ESPRIT HOLDINGS	ESP	101,607	0.93%
FIH	FIH	11,117	0.10%
HK ELECTRIC	HEH	35,774	0.33%
HKEX	HEX	611,949	5.62%
HSBC HOLDINGS	HKB	1,467,840	13.48%
HK & CHINA GAS	HKG	20,364	0.19%
HENDERSON LAND	HLD	10,684	0.10%
HUANENG POWER	HNP	20,614	0.19%
HANG SENG BANK	HSB	289,695	2.66%
HUTCHISON	HWL	98,616	0.91%
ICBC	ICB	1,046,799	9.61%
JOHNSON ELEC H	JSE	5,099	0.05%
JIANGXI COPPER	JXC	68,700	0.63%
LI & FUNG	LIF	9,805	0.09%
MTR CORPORATION	MTR	23,426	0.22%
NEW WORLD DEV	NWD	17,932	0.16%
PING AN	PAI	203,625	1.87%
PETROCHINA	PEC	369,608	3.39%
PICC P&C	PIC	18,439	0.17%
SHK PPT	SHK	194,032	1.78%
SWIRE PACIFIC A	SWA	62,140	0.57%
TENCENT	TCH	57,910	0.53%
TRACKER FUND	TRF	25,811	0.24%
WHARF HOLDINGS	WHL	12,852	0.12%
ZIJIN MINING	ZJM	23,949	0.22%
Total		10,892,511	100.00%

Clearing & Settlement

Average Daily Settlement Instructions (SIs) Settled in CCASS

(both delivering and receiving SIs are counted)

Year / Month		Number of SIs	SIs by shares (bil. shs)	SIs by value (HK\$bil.)
2008	Q3	58,573	46.36	179.64
	Q4	62,582	41.46	146.59
2009	Q1	55,676	33.62	122.39
	Q2	74,476	46.43	188.18
	Q3	71,468	40.37	167.89

Average Daily Investor Settlement Instructions (ISIs) settled in CCASS

(one sided ISIs are counted)

Year / month		Number of ISIs	ISIs by shares (Mil shs)	ISIs by value (HK\$ mil.)
2008	Q3	477	394.14	231.78
	Q4	669	143.37	206.22
2009	Q1	432	68.40	119.55
	Q2	609	125.20	197.77
	Q3	568	132.46	318.17

Securities under CCASS Custody

(balances at quarter end)

Year / Month		Number of shares (bil. shs)	% of issued shares of admitted securities	Market value (HK\$ bil.)	% of market capitalisation of admitted securities
2008	Q3	3,722.74	74.53	5,905.59	44.18
	Q4	3,408.30	72.57	5,040.50	44.62
2009	Q1	3,255.40	70.99	5,026.74	46.29
	Q2	3,215.42	71.72	7,306.94	48.24
	Q3	3,282.06	71.26	8,194.14	47.96

Clearing & Settlement

Average Daily Stock Exchange Trades Processed in CCASS

(including CNS trades, isolated trades and cross trades)

Year / Month		No. of CCASS trades	% of Exchange trades	No. of shares (Mil. shs)	% of market turnover	Value of trades (HK\$ mil.)	% of market turnover
2008	Q3	503,213	100	101,147.17	100	63,555.81	100
	Q4	622,593	100	71,069.05	100	50,791.52	100
2009	Q1	533,958	100	75,262.87	100	44,720.95	100
	Q2	811,938	100	109,528.00	100	71,684.42	100
	Q3	749,546	100	104,773.19	100	66,746.40	100

Average Daily Netting Efficiency of CNS Trades

(in stock positions and share quantity)

Year / Month		No. of CNS stock positions	Netting efficiency (%)	No. of shares due for settlement (Mil. shs)	Netting efficiency (%)
2008	Q3	46,111	95.13	18,735.28	90.44
	Q4	47,076	95.96	18,463.43	86.35
2009	Q1	46,433	95.46	17,715.25	87.98
	Q2	67,305	95.68	29,281.89	86.43
	Q3	65,718	95.42	25,921.00	87.47

Average Daily Settlement Efficiency of CNS Stock Positions

Year / Month		Settlement efficiency (%)	
		S day	S + 1 day
2008	Q3	99.74	99.98
	Q4	99.81	99.99
2009	Q1	99.84	99.99
	Q2	99.84	99.99
	Q3	99.86	99.99

Clearing & Settlement

Open Interest by Derivatives Products

Derivatives product	Contracts	
	3rd Quarter 2009	3rd Quarter 2008
Hang Seng Index Futures	83,150	97,135
Hang Seng Index Options	222,382	99,068
Mini-Hang Seng Index Futures	4,164	4,456
Mini-Hang Seng Index Options	2,789	1,819
H-shares Index Futures	80,516	87,386
H-shares Index Options	190,047	73,311
Mini H-shares Index Futures ¹	844	388
Hang Seng China H-Financials Index Futures ²	–	–
FTSE/Xinhua China 25 Index Futures ³	–	–
FTSE/Xinhua China 25 Index Options ⁴	–	–
Stock Futures	4,389	8,269
Stock Options	3,663,846	4,675,934
Three-month HIBOR Futures	169	2,243
One-month HIBOR Futures	20	58
Three-year Exchange Fund Note Futures	–	–
Gold Futures ⁵	30	–
Total	4,252,346	5,050,067

¹ Trading in Mini H-shares Index Futures commenced on 31 Mar 2008

² Trading in Hang Seng China H-Financials Index Futures suspended with effect from 24 Dec 2008

³ Trading in FTSE/Xinhua China 25 Index Futures suspended with effect from 31 Dec 2008

⁴ Trading in FTSE/Xinhua China 25 Index Options suspended with effect from 24 Dec 2008

⁵ Trading in Gold Futures commenced on 20 Oct 2008

Clearing & Settlement

Stock Options Open Interest by Class

as at the end of 3rd Quarter 2009

Options class		Open interest (contracts)	% of total
CHALCO	ALC	8,489	0.23
BANK OF CHINA	BCL	451,742	12.33
BANKCOMM	BCM	87,313	2.38
BANK OF E ASIA	BEA	16,987	0.46
BOC HONG KONG	BOC	51,007	1.39
CCB	CCB	474,837	12.96
CHINA COMM CONS	CCC	66,953	1.83
CHINA COAL	CCE	5,105	0.14
CHINA MOBILE	CHT	226,854	6.19
CHINA UNICOM	CHU	16,807	0.46
CITIC PACIFIC	CIT	1,316	0.04
CHEUNG KONG	CKH	42,906	1.17
CKI HOLDINGS	CKI	953	0.03
CHINA LIFE	CLI	200,427	5.47
CLP HOLDINGS	CLP	38,190	1.04
CM BANK	CMB	78,435	2.14
CNOOC	CNC	149,337	4.08
CHINA OVERSEAS	COL	5,357	0.15
CATHAY PAC AIR	CPA	1,599	0.04
SINOPEC CORP	CPC	170,666	4.66
CHINA RAIL CONS	CRC	9,639	0.26
CHINA RAILWAY	CRG	26,879	0.73
CHINA SHENHUA	CSE	35,186	0.96
CITIC BANK	CTB	18,478	0.50
CHINA TELECOM	CTC	71,415	1.95
DENWAY MOTORS	DWM	1,136	0.03
ESPRIT HOLDINGS	ESP	26,740	0.73
FIH	FIH	2,902	0.08
HK ELECTRIC	HEH	9,093	0.25
HKEX	HEX	125,614	3.43
HSBC HOLDINGS	HKB	477,831	13.04
HK & CHINA GAS	HKG	13,249	0.36
HENDERSON LAND	HLD	4,504	0.12
HUANENG POWER	HNP	7,499	0.20
HANG SENG BANK	HSB	106,536	2.91
HUTCHISON	HWL	38,252	1.04
ICBC	ICB	276,271	7.54
JOHNSON ELEC H	JSE	1,020	0.03
JIANGXI COPPER	JXC	16,305	0.45
LI & FUNG	LIF	2,965	0.08
MTR CORPORATION	MTR	7,453	0.20
NEW WORLD DEV	NWD	6,746	0.18
PING AN	PAI	59,497	1.62
PETROCHINA	PEC	125,672	3.43
PICC P&C	PIC	6,010	0.16
SHK PPT	SHK	50,719	1.38
SWIRE PACIFIC A	SWA	6,322	0.17
TENCENT	TCH	9,655	0.26
TRACKER FUND	TRF	14,794	0.40
WHARF HOLDINGS	WHL	3,542	0.10
ZIJIN MINING	ZJM	6,642	0.18
Total		3,663,846	100.00

Exchange Participants Statistics

Stock Exchange

		No. of Trading Right Holders	Exchange Participants – Trading	Exchange Participants – Non-Trading	Non-Exchange Participants
2008	Q3	519 (927)	447 (849)	36 (42)	36 (36)
	Q4	522 (931)	449 (854)	38 (42)	35 (35)
2009	Q1	521 (929)	452 (856)	37 (41)	32 (32)
	Q2	526 (937)	458 (864)	36 (41)	32 (32)
	Q3	528 (941)	463 (871)	34 (39)	31 (31)

() No. of trading rights

Futures Exchange

		No. of Trading Right Holders	Exchange Participants – Trading	Exchange Participants – Non-Trading	Non-Exchange Participants
2008	Q3	200 (226)	147 (171)	–	53 (55)
	Q4	200 (226)	148 (172)	–	52 (54)
2009	Q1	204 (230)	157 (181)	–	47 (49)
	Q2	209 (235)	162 (186)	–	47 (49)
	Q3	210 (237)	165 (190)	–	45 (47)

Notes:

- (1) The figures in bracket is the number of trading rights held.
- (2) An Exchange Participant is a corporation who may trade on or through the Exchange and is licensed under the Securities and Futures Ordinance to carry on securities/ futures/options dealing activity.

Clearing Participants Statistics

HKCC Participants

Year / month		Clearing Participants	General Clearing Participants
2008	Q3	134	7
	Q4	133	7
2009	Q1	139	8
	Q2	140	9
	Q3	142	9

SEOCH Participants

Year / month		Direct Clearing Participants	General Clearing Participants
2008	Q3	49	5
	Q4	49	5
2009	Q1	48	6
	Q2	49	6
	Q3	51	6

HKSCC Participants

Year / month		Direct Clearing Participant	General Clearing Participant	Non-broker Participants (Note 1)
2008	Q3	449	4	43
	Q4	452	5	41
2009	Q1	454	5	42
	Q2	450	6	40
	Q3	453	7	41

Note 1: Non-broker participants include Clearing Agency Participants, Custodian Participants and Stock Pledge Participants.

Acronyms

CBBC	Callable Bull/Bear Contract
CCASS	Central Clearing and Settlement System
CNS	Continuous Net Settlement
DCASS	Derivatives Clearing and Settlement System
ELI	Equity Linked Instrument
ETF	Exchange Traded Fund
GEM	Growth Enterprise Market
HIBOR	Hong Kong Interbank Offered Rate
HKCC	HKFE Clearing Corporation Ltd
HKEx	Hong Kong Exchanges and Clearing Ltd
HKSCC	Hong Kong Securities Clearing Co Ltd
HSICS	Hang Seng Industry Classification System
ISI	Investor settlement instruction
NASDAQ	National Association of Securities Dealer Automated Quotations
P/E ratio	Price / earnings ratio
REITs	Real Estate Investment Trusts
S&P	Standard and Poors
SEOCH	SEHK Options Clearing House Ltd, The
SI	Settlement instruction