



SECURITIES AND  
DERIVATIVES MARKETS  
QUARTERLY REPORT

---

Second Quarter 2010

# Market Highlights

## Main Board

Highlights	2nd Quarter 2010	2nd Quarter 2009
No. of listed companies	1,170	1,103
No. of listed securities	6,562	5,688
Equities		
Ordinary shares	1,171	1,104
Preference shares	2	2
Warrants	4,139	2,756
Equity	25	30
Derivative	4,114	2,726
Equity linked instrument	0	0
Callable bull/bear contracts	1,020	1620
Unit trusts/mutual funds	72	39
Debt securities	158	167
No. of trading only stocks		
Nasdaq stocks	7	7
iShares	2	2
No. of trading days	60	61
Total turnover in value (HK\$ mil.)	3,734,132.31	4,353,187.76
Total turnover in shares (Mil. shs)	7,483,434.99	6,564,752.44
Total number of trades (deals)	44,614,057	48,922,983
Total market capitalisation (HK\$ mil.)	17,000,166.93	14,074,574.48
Average P/E ratio (times)	14.71	13.42
Average dividend yield (%)	2.66	3.41
Number of exchange participants		
– Trading	471	458
– Non-trading	30	36
Turnover in value (HK\$ mil.)		
Highest	90,359.39 (07/05)	146,624.25 (13/05)
Lowest	37,889.20 (14/06)	50,040.00 (29/06)
Turnover in shares (Mil. shs)		
Highest	154,911.48 (06/05)	135,137.34 (13/05)
Lowest	83,832.57 (14/06)	76,179.35 (26/06)
Total number of trades (deals)		
Highest	1,105,758 (07/04)	1,131,338 (02/06)
Lowest	503,927 (14/06)	589,405 (29/06)

# Market Highlights

## Growth Enterprise Market (GEM)

Highlights	2nd Quarter 2010	2nd Quarter 2009
No. of listed companies	174	170
No. of listed securities	175	171
Equities	174	170
Warrants	1	1
No. of trading days	60	61
Total turnover in value (HK\$ mil.)	39,315.14	19,561.73
Total turnover in shares (Mil. shs)	139,317.76	116,455.92
Total number of trades (deals)	987,314	650,615
Total market capitalisation (HK\$ mil.)	130,902.34	73,004.28
Average P/E ratio (times)	28.88	34.03
Average dividend yield (%)	0.76	1.20
Turnover in value (HK\$ mil.)		
Highest	1,636.44 (20/04)	766.33 (22/05)
Lowest	201.03 (24/06)	99.88 (23/04)
Turnover in shares (Mil. shs)		
Highest	7,408.01 (14/04)	5,878.05 (30/06)
Lowest	758.26 (10/06)	665.87 (23/04)
Total number of trades (deals)		
Highest	39,296 (14/04)	22,878 (22/05)
Lowest	6,308 (24/06)	3,504 (23/04)

# Market Highlights

## Derivatives Market Highlights

Highlights	2nd Quarter 2010	2nd Quarter 2009
<b>All futures and options products (excluding stock options)</b>		
No. of trading days	60.0	61.0
Total contract volume	<b>13,419,216</b>	<b>14,119,315</b>
Equity index products	13,383,110	14,047,654
Equity products	34,403	69,549
Interest rates products	264	994
Gold Futures	1,439	1,118
Average daily contract volume	<b>223,654</b>	<b>231,464</b>
Total open interest as at the quarter end (contracts)	<b>501,210</b>	<b>474,313</b>
Equity index products	495,067	458,906
Equity products	5,822	14,806
Interest rates products	155	585
Gold Futures	166	16
<b>Stock options</b>		
No. of newly introduced stock options classes	–	–
No. of stock options as at the quarter end		
Class	51	48
Series	9,666	7,250
Total premium (HK\$ mil.)	12,614.00	20,116.61
Call	4,371.63	10,287.87
Put	8,242.37	9,828.74
Average daily premium (HK\$ mil.)	210.23	329.78
Total contract volume	<b>14,262,472</b>	<b>13,279,436</b>
Call	6,054,502	6,254,541
Put	8,207,970	7,024,895
Average daily contract volume	237,708	217,696
Total open interest as at the quarter end (contracts)	<b>5,163,995</b>	<b>3,847,782</b>
Call	1,864,787	1,380,387
Put	3,299,208	2,467,395
Total number of trades	481,335	440,987
Average daily number of trades	8,022	7,229
Total contracts exercised	1,300,346	2,193,993
Average premium per contract (HK\$)	884	1,515
Average contract per trade (contracts)	30	30
Put volume/call volume	1.36	1.12
Average daily contract volume/open interest	4.6%	5.7%
<b>All futures and options products</b>		
Total contract volume	<b>27,681,688</b>	<b>27,398,751</b>
Total open interest as at the quarter end (contracts)	<b>5,665,205</b>	<b>4,322,095</b>

# Market Highlights

## Clearing and Settlement Statistics

Securities Market	2nd Quarter 2010	2nd Quarter 2009
<b>Average Daily Exchange Trades Handled by CCASS</b>		
– Number of trades	759,995	811,938
– Value of trades (HK\$bil.)	62.9	71.7
– Share quantity Involved (bil shares)	127.0	109.5
<b>Average Daily Settlement Instructions (“SIs”) Settled by CCASS</b>		
– Number of SIs	77,887	74,476
– Value of SIs (HK\$bil.)	177.0	188.2
– Share quantity involved (bil. Shares)	44.4	46.4
<b>Average Daily Investor SIs (“ISIs”) Settled by CCASS</b>		
– Number of ISIs	543	609
– Value of ISIs (HK\$mil.)	252.4	197.8
– Share quantity involved (mil. shares)	129.2	125.2
Average Daily Settlement Efficiency of CNS Stock Positions on Due Day (T+2) (%)	99.87	99.84
<b>Average Daily Settlement Efficiency of CNS Stock Positions on the Day following the Due Day (T+3) (%)</b>		
	99.99	99.99
<b>Average Daily Buy-ins Executed on T+3</b>		
– Number of brokers involved	8	10
– Number of buy-ins	9	12
– Value of buy-ins (HK\$mil)	3.7	4.6
<b>Shares Deposited in the CCASS Depository</b>		
– Number of shares (bil shares)	3,409.7	3,215.4
– Percentage of total issued shares of the admitted securities	71.10	71.72
– Value of shares (HK\$bil)	8,904.8	7,306.9
– Percentage of the total market capitalisation of the admitted securities	48.93	48.24
<b>Derivatives Market</b>		
<b>Open Interest</b>		
– Equity Index Futures	175,160	157,916
– Stock Futures	5,822	14,806
– Gold Futures	166	16
– Interest Rates Futures	155	585
– Equity Index Options	319,907	300,990
– Stock Options	5,163,995	3,847,782
<b>Cumulative Stock Options Exercised</b>		
– Share quantity involved (mil. shs)	1,116	1,744
– Value of shares (HK\$bil.)	23	31

# Main Board Equities

## Equity Turnover

		Share (Mil. shs)	Value (HK\$ mil.)	No. of deals
2009	Q2	1,188,910.37	3,347,606.37	42,040,613
	Q3	927,952.04	3,213,533.31	40,896,652
	Q4	893,162.02	3,100,334.47	40,162,798
2010	Q1	828,347.87	2,922,136.26	39,132,197
	Q2	817,338.52	2,748,750.08	37,828,922

## Equity Trading Statistics

		No. of trading days	Average daily turnover (HK\$ mil.)	Average value per deal
2009	Q2	61	54,878.79	79,628
	Q3	65	49,438.97	78,577
	Q4	63	49,211.66	77,194
2010	Q1	61	47,903.87	74,673
	Q2	60	45,812.50	72,663

# Main Board Equities

## 20 Most Advanced Stocks

for 2nd quarter 2010

Rank	Code	Stock	Closing price		% up
			End of Jun 2010	End of Mar 2010	
1	00049	WHEELock PPT	12.940	4.970	160.36
2	00544	DAIDO GROUP	0.395	0.160	146.88
3	00542	MORNING STAR	0.285	0.121	135.54
4	00702	GENESIS ENERGY	0.550	0.270	103.70
5	01178	VITOP BIOENERGY	0.265	0.133	99.25
6	00999	I.T	2.570	1.360	88.97
7	00174	KEE SHING	1.700	0.900	88.89
8	00417	TSE SUI LUEN	5.540	2.950	87.80
9	00033	RAINBOWBROTHERS	3.090	1.680	83.93
10	03828	MING FAI INT'L	3.080	1.820	69.23
11	00379	PME	0.630	0.375	68.00
12	00547	SUN INNOVATION	0.305	0.183	66.67
13	00065	DETEAM CO LTD	1.620	0.980	65.31
14	00821	VC HOLDINGS	3.200	1.950	64.10
15	02678	TEXHONG TEXTILE	3.580	2.190	63.47
16	00647	JOYCE BOUTIQUE	0.330	0.204	61.76
17	03933	UNITED LAB	10.680	6.680	59.88
18	02005	LIJUN INT'L	2.860	1.800	58.89
19	00499	HYCOMM WIRELESS	2.350	1.540	52.60
20	01105	SING TAO	1.540	1.010	52.48

A Adjusted

## 20 Most Declined Stocks

for 2nd quarter 2010

Rank	Code	Stock	Closing price		% down
			End of Jun 2010	End of Mar 2010	
1	00692	CHING HING	0.021	0.144	A -85.42
2	00402	MING HING WATER	0.161	0.660	-75.61
3	00076	SOUTH SEA-NEW	0.720	2.050	A -64.88
4	00736	CHINA PPT INV	0.033	0.089	-62.92
5	03989	NEW ENV ENERGY	0.830	2.110	-60.66
6	01129	WATER INDUSTRY	0.100	0.247	-59.51
7	01142	SIBERIAN MINING	0.174	0.420	A -58.57
8	00913	UNITY INV HOLD	0.098	0.223	A -56.05
9	00364	HUAFENG GROUP	0.390	0.870	-55.17
10	00986	NAM HING	0.310	0.680	-54.41
11	01141	BJ YUSHENGTANG	0.470	1.020	-53.92
12	00885	FOREFRONT GROUP	0.113	0.242	-53.31
13	00329	RUYAN GROUP	0.106	0.220	A -51.82
14	01166	SOLARTECH INT'L	0.054	0.111	-51.35
15	00432	PCPD	1.420	2.900	-51.03
16	00397	C GOGREEN ASSET	0.221	0.450	-50.89
17	00850	PETROASIAN	0.680	1.330	-48.87
18	00830	FAR EAST GLOBAL	0.630	1.220	-48.36
19	01318	GREENS HOLDINGS	0.940	1.800	-47.78
20	01070	TCL MULTIMEDIA	4.210	8.050	-47.70

A Adjusted

# Main Board Equities

## 20 Most Active Stocks by Value

for 2nd quarter 2010

Rank	Code	Stock	Turnover (HK\$ mil.)	% of total
1	00005	HSBC HOLDINGS	122,360.04	4.45
2	00939	CCB	110,455.60	4.02
3	00941	CHINA MOBILE	103,385.35	3.76
4	01398	ICBC	93,676.62	3.41
5	02628	CHINA LIFE	82,531.63	3.00
6	03988	BANK OF CHINA	73,490.90	2.67
7	00700	TENCENT	66,183.33	2.41
8	00883	CNOOC	58,768.07	2.14
9	02318	PING AN	51,175.32	1.86
10	00857	PETROCHINA	47,456.55	1.73
11	00016	SHK PPT	37,910.18	1.38
12	01088	CHINA SHENHUA	37,613.60	1.37
13	00386	SINOPEC CORP	35,433.00	1.29
14	00388	HKEX	32,614.77	1.19
15	03968	CM BANK	31,847.38	1.16
16	00688	CHINA OVERSEAS	29,049.30	1.06
17	01171	YANZHOU COAL	25,549.13	0.93
18	01211	BYD COMPANY	24,668.40	0.90
19	03328	BANKCOMM	23,774.61	0.86
20	00762	CHINA UNICOM	23,671.00	0.86
<b>Total</b>			<b>1,111,614.77</b>	<b>40.44</b>

## 20 Most Active Stock by Shares

for 2nd quarter 2010

Rank	Code	Stock	Turnover (Mil. shs)	% of total
1	00692	CHING HING	21,780.72	2.66
2	01142	SIBERIAN MINING	20,694.54	2.53
3	01041	FULBOND HOLDING	18,370.04	2.25
4	03988	BANK OF CHINA	18,246.20	2.23
5	00939	CCB	17,215.88	2.11
6	00689	EPI (HOLDINGS)	17,135.31	2.10
7	01398	ICBC	16,127.95	1.97
8	00985	CST MINING	15,659.63	1.92
9	00585	IMAGI INT'L	15,356.13	1.88
10	00261	CCT TECH INT'L	14,360.05	1.76
11	00897	WAI YUEN TONG	13,828.47	1.69
12	00663	KING STONE ENGY	10,810.18	1.32
13	01166	SOLARTECH INT'L	10,543.32	1.29
14	00729	JIA SHENG HLDGS	8,748.86	1.07
15	00419	MEDIACHINA CORP	8,052.23	0.99
16	00155	CHINA SOLAR	7,873.50	0.96
17	00351	ASIA ENERGY LOG	7,769.37	0.95
18	00091	NEWSMART ENERGY	7,548.81	0.92
19	00702	GENESIS ENERGY	7,152.53	0.88
20	00981	SMIC	7,128.85	0.87
<b>Total</b>			<b>264,402.57</b>	<b>32.35</b>



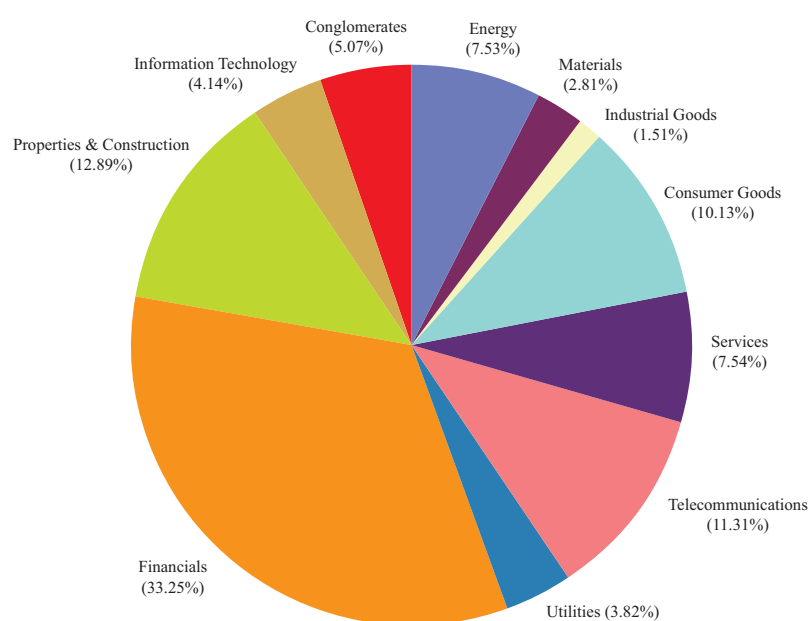
# Main Board Equities

## Market Capitalisation of listed companies for Main Board

		HK\$ mil.
2009	Q2	14,074,574.48
	Q3	15,872,855.00
	Q4	17,769,271.41
2010	Q1	17,920,896.03
	Q2	17,000,166.93

## Market Capitalisation by Hang Seng Industry Classification System\* – Main Board

Quarter-end figures



\* Hang Seng Industry Classification System (HSICS) is provided by Hang Seng Indexes Company Limited.

# Main Board Equities

## 50 Leading Companies by Market Capitalisation

as at the 2nd quarter end 2010

Rank	Code	Company	Market capitalisation (HK\$ mil.)	% of market total
1	00941	China Mobile Ltd.	1,568,889.03	9.23
2	00939	China Construction Bank Corporation – H Shares	1,424,528.79	8.38
3	00005	HSBC Holdings plc	1,272,076.00	7.48
4	00883	CNOOC Ltd.	597,673.90	3.52
5	01398	Industrial and Commercial Bank of China Ltd. – H Shares	475,083.19	2.79
6	02888	Standard Chartered PLC	399,847.42	2.35
7	03988	Bank of China Ltd. – H Shares	301,800.40	1.78
8	00016	Sun Hung Kai Properties Ltd.	276,022.21	1.62
9	02628	China Life Insurance Co. Ltd. – H Shares	257,836.71	1.52
10	00762	China Unicom (Hong Kong) Ltd.	248,344.46	1.46
11	00700	Tencent Holdings Ltd.	238,733.36	1.40
12	03328	Bank of Communications Co., Ltd. – H Shares	219,885.11	1.29
13	00001	Cheung Kong (Holdings) Ltd.	209,381.26	1.23
14	00013	Hutchison Whampoa Ltd.	205,920.81	1.21
15	00011	Hang Seng Bank Ltd.	199,978.75	1.18
16	02388	BOC Hong Kong (Holdings) Ltd.	188,829.86	1.11
17	00857	PetroChina Co. Ltd. – H Shares	185,037.35	1.09
18	02318	Ping An Insurance (Group) Co. of China Ltd. – H Shares	183,895.08	1.08
19	00066	MTR Corporation Ltd.	153,692.06	0.90
20	00003	Hong Kong and China Gas Co. Ltd., The	138,906.11	0.82
21	00002	CLP Holdings Ltd.	135,826.79	0.80
22	00494	Li & Fung Ltd.	133,914.41	0.79
23	00388	Hong Kong Exchanges and Clearing Ltd.	132,151.26	0.78
24	00019	Swire Pacific Ltd.	130,496.85	0.77
25	00101	Hang Lung Properties Ltd.	125,394.38	0.74
26	00688	China Overseas Land & Investment Ltd.	119,966.34	0.71
27	00322	Tingyi (Cayman Islands) Holdings Corp.	107,378.17	0.63
28	00386	China Petroleum & Chemical Corporation – H Shares	106,556.10	0.63
29	00004	Wharf (Holdings) Ltd., The	105,059.81	0.62
30	00012	Henderson Land Development Co. Ltd.	99,606.21	0.59
31	00006	Hongkong Electric Holdings Ltd.	99,136.45	0.58
32	01088	China Shenhua Energy Co. Ltd. – H Shares	96,859.60	0.57
33	01928	Sands China Ltd.	94,160.02	0.55
34	01880	Belle International Holdings Ltd.	94,126.04	0.55
35	00151	Want Want China Holdings Ltd.	87,196.95	0.51
36	00836	China Resources Power Holdings Co. Ltd.	83,470.86	0.49
37	01688	Alibaba.com Ltd.	78,589.46	0.46
38	01044	Hengan International Group Co. Ltd.	77,487.39	0.46
39	01109	China Resources Land Ltd.	74,539.22	0.44
40	03968	China Merchants Bank Co., Ltd. – H Shares	73,908.03	0.43
41	02601	China Pacific Insurance (Group) Co., Ltd. – H Shares	72,059.30	0.42
42	00291	China Resources Enterprise, Ltd.	69,393.73	0.41
43	00083	Sino Land Co. Ltd.	68,834.87	0.40
44	01128	Wynn Macau, Ltd.	66,711.25	0.39
45	01038	Cheung Kong Infrastructure Holdings Ltd.	65,259.38	0.38
46	00144	China Merchants Holdings (International) Co. Ltd.	63,145.93	0.37
47	00998	China CITIC Bank Corporation Ltd. – H Shares	61,884.99	0.36
48	00293	Cathay Pacific Airways Ltd.	60,974.59	0.36
49	00392	Beijing Enterprises Holdings Ltd.	58,062.79	0.34
50	00023	Bank of East Asia, Ltd., The	57,598.91	0.34
<b>Total</b>			<b>11,446,111.93</b>	<b>67.33</b>
<b>Market Total</b>			<b>17,000,166.93</b>	<b>100.00</b>

# Main Board Equities

## Short Selling (value)

		Short selling turnover (HK\$ mil.)	Equity turnover (HK\$ mil.) *	% of equity total
2009	Q2	210,086.20	3,367,168.10	6.24
	Q3	234,578.14	3,239,927.90	7.24
	Q4	216,473.14	3,125,947.48	6.93
2010	Q1	254,445.78	2,953,639.11	8.61
	Q2	278,492.48	2,788,065.18	9.99

\* include Main Board and GEM figures

## Short Selling (share)

		Short selling turnover (Mil. shs)	Equity turnover (Mil. shs) *	% of equity total
2009	Q2	22,870.86	1,305,366.29	1.75
	Q3	20,969.48	1,012,187.21	2.07
	Q4	19,660.11	965,635.67	2.04
2010	Q1	21,677.84	926,224.94	2.34
	Q2	24,633.79	956,653.63	2.57

\* include Main Board and GEM figures

## New Listing Companies Statistics

		No. of newly listed companies	No. of companies transferred from GEM *	Funds raised (HK\$ mil.)#
2009	Q2	7	4	16,085.94
	Q3	13	0	45,370.96
	Q4	37	0	184,852.28
2010	Q1	13	0	33,962.31
	Q2	13	2	16,207.37

\* Included only the transfers of listing from GEM to Main Board pursuant to the revised Rule 9.24 of GEM Listing Rules and to the new Chapter 9A of the Main Board Listing Rules effective from 1 July 2008

# All funds raised are attributed to the initial public offers of newly listed companies

# Main Board Equities

## Newly Listed Companies

for 2nd quarter 2010

Code	Company name	Listing date	No. of issued shares	Funds raised (HK\$ mil.)
01999	Man Wah Holdings Ltd.	2010/04/09	971,135,600	1,681.77
00877	O-Net Communications (Group) Ltd.	2010/04/29	773,095,240	644.58
01863	Sijia Group Co. Ltd.	2010/04/29	828,831,000	750.57
00503	Lansen Pharmaceutical Holdings Ltd.	2010/05/07	415,000,000	611.33
00973	L'Occitane International S.A.	2010/05/07	1,476,964,891	6,109.47
00950	Lee's Pharmaceutical Holdings Ltd. *	2010/05/14	450,582,437	–
02222	NVC Lighting Holding Ltd.	2010/05/20	2,963,654,000	1,646.10
02378	Prudential plc	2010/05/25	2,539,208,626	–
02268	Youyuan International Holdings Ltd.	2010/05/27	1,000,000,000	645.00
02188	China Titans Energy Technology Group Co., Ltd.	2010/05/28	830,000,000	271.40
00873	International Taifeng Holdings Ltd.	2010/06/11	1,000,000,000	576.80
02228	Costin New Materials Group Ltd.	2010/06/21	800,000,000	571.20
01026	Universal Technologies Holdings Ltd. *	2010/06/22	1,554,478,858	–
02128	China Liansu Group Holdings Ltd.	2010/06/23	3,000,000,000	1,950.00
00325	Trauson Holdings Co. Ltd.	2010/06/29	750,000,000	749.15
<b>Total</b>				<b>16,207.37</b>

\* Transfers of listing from GEM to Main Board pursuant to the revised Rule 9.24 of the GEM Listing Rules and to the new Chapter 9A of the Main Board Listing Rules effective from 1 July 2008.

# Main Board Equities

## Withdrawal of Listed Companies

for 2nd quarter 2010

Code	Company name	Last trading date	Delisted date
03313	Meadville Holdings Ltd.	2010/04/12	2010/04/19
02332	Hutchison Telecommunications International Ltd.	2010/05/17	2010/05/25
01832	Times Ltd.	2010/01/11	2010/05/25

## Company Name Changes

for 2nd quarter 2010

Code	Old name	New name	Effective date	Adoption date
03989	Hembly International Holdings Ltd.	New Environmental Energy Holdings Ltd.	2010/03/03	2010/04/19
00668	Hong Kong Catering Management Ltd.	Doxen Energy Group Ltd.	2010/04/16	2010/04/26
00061	Green Global Resources Ltd.	North Asia Resources Holdings Ltd.	2010/03/19	2010/04/28
01141	Poly Development Holdings Ltd.	Beijing Yu Sheng Tang Pharmaceutical Group Ltd.	2010/03/30	2010/05/07
03886	Town Health International Holdings Co. Ltd.	Town Health International Investments Ltd.	2010/04/14	2010/05/11
01878	SouthGobi Energy Resources Ltd. *	SouthGobi Resources Ltd.	2010/05/11	2010/05/12
00922	Vision Tech International Holdings Ltd.	China Boon Holdings Ltd.	2010/03/22	2010/05/14
00471	Global Flex Holdings Ltd.	CMMB Vision Holdings Ltd.	2010/05/14	2010/05/20
00231	Dynamic Global Holdings Ltd.	Madex International (Holdings) Ltd.	2010/05/03	2010/06/07
02324	Sino Katalytics Investment Corporation	Capital VC Ltd.	2010/04/01	2010/06/17
00474	Winbox International (Holdings) Ltd.	Hao Tian Resources Group Ltd.	2010/05/07	2010/06/17
02389	Wang Sing International Holdings Group Ltd.	Genvon Group Ltd.	2010/05/12	2010/06/22
00081	Shell Electric Mfg (Holdings) Co. Ltd.	China Overseas Grand Oceans Group Ltd.	2010/06/04	2010/06/23
01189	Wing On Travel (Holdings) Ltd.	Rosedale Hotel Holdings Ltd.	2010/05/27	2010/06/25
00929	IPE Group Ltd. #	IPE Group Ltd.	2010/05/19	2010/06/29
00985	China Sci-Tech Holdings Ltd.	CST Mining Group Ltd.	2010/06/22	2010/06/30
00369	USI Holdings Ltd.	Wing Tai Properties Ltd.	2010/05/20	2010/06/30

\* Change of English name only

# Change of Chinese name only

# Main Board Equities

## Bonus Issues / Bonus Warrants

for 2nd quarter 2010

Code	Company	Particulars	Ex-date
00012	Henderson Land Development Co. Ltd.	1 2011 wt for 5	2010/04/16
00148	Kingboard Chemical Holdings Ltd.	1 2012 wt for 10	2010/04/20
02882	Hong Kong Resources Holdings Co. Ltd.	1 for 80	2010/04/23
00190	HKC (Holdings) Ltd.	1 for 10	2010/04/27
00190	HKC (Holdings) Ltd.	1 wt for 10	2010/04/27
00987	Hong Kong Energy (Holdings) Ltd.	1 for 10	2010/04/27
00987	Hong Kong Energy (Holdings) Ltd.	1 wt for 10	2010/04/27
00914	Anhui Conch Cement Co. Ltd. – H Shares	10 for 10	2010/04/30
00763	ZTE Corporation – H Shares	5 for 10	2010/04/30
00131	Cheuk Nang (Holdings) Ltd.	1 2011 wt for 15	2010/05/03
00337	SPG Land (Holdings) Ltd.	1 for 40	2010/05/04
00653	Bonjour Holdings Ltd.	5 for 1	2010/05/13
00003	Hong Kong and China Gas Co. Ltd., The	1 for 10	2010/05/14
01072	Dongfang Electric Corporation Ltd. – H Shares	10 for 10	2010/05/17
00543	Pacific Online Ltd.	1 for 20	2010/05/17
02342	Comba Telecom Systems Holdings Ltd.	1 for 10	2010/05/18
00868	Xinyi Glass Holdings Ltd.	1 for 1	2010/05/20
00947	MOBI Development Co., Ltd.	1 for 10	2010/05/26
00326	China Star Entertainment Ltd.	1 2012 wt for 5	2010/05/31
03838	China Starch Holdings Ltd.	1 for 1	2010/06/10
00166	New Times Energy Corporation Ltd.	1 2011 wt for 7	2010/06/10
01155	Centron Telecom International Holding Ltd.	1 for 10	2010/06/15
01988	China Minsheng Banking Corp., Ltd. – H Shares	2 for 10	2010/06/23
00672	Zhong An Real Estate Ltd.	1 for 5	2010/06/23

## Share Split / Consolidation

for 2nd quarter 2010

Code	Company	Particulars	Effective date
00202	Interchina Holdings Co. Ltd.	Consolidation 10 into 1	2010/04/12
01142	Siberian Mining Group Co. Ltd.	Consolidation 20 into 1	2010/04/12
00585	Imagi International Holdings Ltd.	Consolidation 10 into 1	2010/04/19
00692	Ching Hing (Holdings) Ltd.	Split 1 into 5	2010/05/04
00193	Capital Estate Ltd.	Consolidation 10 into 1	2010/05/10
00513	Continental Holdings Ltd.	Split 1 into 10	2010/05/19
00933	Brightoil Petroleum (Holdings) Ltd.	Split 1 into 4	2010/05/28
00862	Vision Values Holdings Ltd.	Split 1 into 10	2010/05/28
00076	South Sea Petroleum Holdings Ltd.	Consolidation 50 into 1	2010/06/02
00310	Prosperity Investment Holdings Ltd.	Split 1 into 4	2010/06/28

# Main Board Equities

## Rights Issues & Open Offers

for 2nd quarter 2010

Month	Code	Company	Ratio	Funds raised (HK\$ mil.)
Apr	00899	Asia Resources Holdings Ltd.	Open offer 1 for 2 @\$0.13	131.99
	00145	Hong Kong Building and Loan Agency Ltd., The	Open offer 1 for 4 @\$0.10	56.25
May	00585	Imagi International Holdings Ltd.	Rts 4 for 1 @\$0.07	100.84
			(after consolidation 10 into 1)	
	00913	Unity Investments Holdings Ltd.	Rts 2 for 1 @\$0.15	85.39
	00399	United Gene High-Tech Group Ltd.	Rts 1 for 1 @\$0.052	316.28
	02312	China Financial Leasing Group Ltd.	Open offer 1 for 2 @\$0.057	11.54
	00329	Ruyan Group (Holdings) Ltd.	Rts 1 for 2 @\$0.10	83.18
Jun	00686	Time Infrastructure Holdings Ltd.	Open offer 1 for 4 @\$0.50	33.21
	01136	TCC International Holdings Ltd.	Rts 1 for 2 @\$2.10	2,306.94
<b>Total</b>				<b>3,125.62</b>

# Main Board Equities

## Placing\*

Month	Code	Company	No. of new shares placed	Placing price (HK\$)	Funds raised (HK\$ mil.)
Mar**	01194	C PRECIOUSMETAL	65,000,000	1.980	128.70
	00736	CHINA PPT INV	90,000,000	0.084	7.56
	00412	HERITAGE INT'L	137,883,749	0.240	33.09
Apr	01104	APAC RESOURCES	1,100,000,000	0.500	550.00
	00931	ARTEL GROUP	400,000,000	0.520	208.00
	00073	ASIAN CITRUS	68,000,000	5.700	387.60
	00653	BONJOUR HOLD	9,000,000	9.000	81.00
	00933	BRIGHTOIL	100,000,000	10.000	1,000.00
	01194	C PRECIOUSMETAL	200,000,000	2.080	416.00
	00149	CH AGRI-PROD EX	1,200,000,000	0.050	60.00
	00736	CHINA PPT INV	510,000,000	0.084	42.84
	01137	CITY TELECOM-1K	80,500,000	5.046	406.16
	00943	EFORCE HOLDINGS	317,000,000	0.153	48.50
	00689	EPI (HOLDINGS)	1,390,000,000	0.183	254.37
	00279	FREEMAN CORP	76,270,000	0.500	38.14
	00702	GENESIS ENERGY	874,000,000	0.198	173.05
	00587	HUA HAN	264,740,000	2.670	706.86
	01188	HYBRID KINETIC	338,300,000	0.350	118.41
	02005	LIJUN INT'L	235,000,000	1.900	446.50
	00526	MAGICIAN IND	937,500,000	0.160	150.00
	00136	MASCOTTE HOLD	109,184,800	0.990	108.09
	00860	MING FUNG JEWEL	297,000,000	0.670	198.99
	00425	MINTH GROUP	97,000,000	12.250	1,188.25
	03989	NEW ENV ENERGY	9,341,000	1.670	15.60
	03989	NEW ENV ENERGY	76,400,000	2.020	154.33
	00433	NORTH MINING	775,000,000	0.395	306.13
	00260	SINOGAS	215,000,000	0.377	81.06
	01166	SOLARTECH INT'L	2,000,000,000	0.100	200.00
	01070	TCL MULTIMEDIA	72,000,000	7.430	534.96
	03886	TOWN HEALTH	150,000,000	0.810	121.50
	00862	VISION VALUES	23,490,000	3.300	77.52
	00195	VITAR INT'L	480,000,000	0.650	312.00
	00897	WAI YUEN TONG	1,200,000,000	0.053	63.60
02349	WATER PROPERTY	1,386,000,000	0.146	202.36	
00382	WELLING HOLDING	600,000,000	0.420	252.00	
01068	YURUN FOOD	90,000,000	23.880	2,149.20	
00909	ZHONGDA INT'L	18,450,000	0.813	15.00	



# Main Board Equities

Month	Code	Company	No. of new shares placed	Placing price (HK\$)	Funds raised (HK\$ mil.)	
May	01003	21 HOLDINGS	375,000,000	0.133	49.88	
	03344	ADDCHANCE	41,250,000	1.150	47.44	
	00595	AV CONCEPT HOLD	57,000,000	1.050	59.85	
	00081	CH OVS G OCEANS	41,000,000	5.000	205.00	
	00256	CHINA HAIDIAN	106,815,620	0.770	82.25	
	01060	CHINAVISION	296,000,000	0.550	162.80	
	00116	CHOW SANG SANG	75,000,000	13.300	997.50	
	01199	COSCO PACIFIC	449,000,000	10.400	4,669.60	
	00885	FOREFRONT GROUP	60,988,080	0.220	13.42	
	00702	GENESIS ENERGY	200,000,000	0.220	44.00	
	00559	HUA YI COPPER	468,300,000	0.153	71.65	
	01188	HYBRID KINETIC	460,000,000	0.375	172.50	
	00585	IMAGI INT'L	2,863,000,000	0.070	200.41	
	00202	INTERCHINA HOLD	440,000,000	0.650	286.00	
	00729	JIA SHENG HLDGS	400,000,000	0.730	292.00	
	00391	MEI AH ENTER	722,580,000	0.208	150.30	
	00632	PEARL ORIENTAL	231,367,000	1.380	319.29	
	00766	SINO PROSPER SG	2,888,000,000	0.190	548.72	
	00260	SINOGAS	40,000,000	0.377	15.08	
	00198	SMI CORP	503,752,000	0.435	219.13	
	03886	TOWN HEALTH	192,000,000	0.810	155.52	
	03933	UNITED LAB	50,000,000	8.500	425.00	
	01161	WATER OASIS GP	24,840,764	1.570	39.00	
	00621	WING HING INT'L	80,000,000	0.500	40.00	
	00570	WINTEAM PHARMA	155,000,000	0.850	131.75	
	Jun	00508	CHEVALIER PAC	119,695,000	0.530	63.44
		00736	CHINA PPT INV	500,000,000	0.055	27.50
		00736	CHINA PPT INV	500,000,000	0.039	19.50
		00471	CMMB VISION	184,400,000	0.111	20.47
		00701	CNT GROUP	314,734,281	0.337	106.14
		00985	CST MINING	23,400,000,000	0.200	4,680.00
00702		GENESIS ENERGY	550,000,000	0.220	121.00	
00412		HERITAGE INT'L	400,000,000	0.250	100.00	
00199		ITC PROPERTIES	94,000,000	1.600	150.40	
00402		MING HING WATER	3,800,000,000	0.120	456.00	
03366		OCT (ASIA)	151,800,000	5.000	759.00	
00329		RUYAN GROUP	332,721,166	0.100	33.27	
00260		SINOGAS	80,000,000	0.377	30.16	
00723		SUSTAIN FOREST	412,000,000	0.500	206.00	
00990		THEME INT'L	70,000,000	1.000	70.00	
03886		TOWN HEALTH	245,500,000	0.810	198.86	
00273		WILLIE INT'L	171,437,476	0.255	43.72	
<b>Total</b>					<b>27,720.87</b>	

\* Due to the reporting time-lag, placing figures for the quarter are provisional.

\*\* Supplementary information update for previous quarters.

# Main Board Warrants

## Warrant Trading Statistics

		Equity wts (HK\$ mil.)	Derivative wts (HK\$ mil.)	Total (HK\$ mil.)
2009	Q2	172.23	412,980.82	413,153.05
	Q3	126.39	484,790.00	484,916.39
	Q4	220.45	442,719.26	442,939.71
2010	Q1	228.05	588,420.02	588,648.07
	Q2	302.00	538,302.09	538,604.09

## Warrant Market Value

		Number	Equity wts (HK\$ mil.)	Number	Derivative wts (HK\$ mil.)	Total no.	Total (HK\$ mil.)
2009	Q2	30	998.23	2,726	208,964.75	2,756	209,962.98
	Q3	26	835.09	3,093	190,077.28	3,119	190,912.38
	Q4	25	1,103.37	3,367	136,441.34	3,392	137,544.71
2010	Q1	20	1,201.13	3,974	106,176.30	3,994	107,377.43
	Q2	25	1,697.57	4,114	86,643.45	4,139	88,341.02

## New Listing Statistics – Warrants

		No. of newly listed equity wts	No. of newly listed derivative wts	Amount raised (HK\$ mil.)
2009	Q2	7	1,005	68,757.45
	Q3	–	1,154	67,523.38
	Q4	3	1,502	79,409.13
2010	Q1	1	1,649	75,616.53
	Q2	8	1,536	64,484.98

## Newly Listed Equity Warrants

for 2nd quarter 2010

Code	Equity warrants	Initial issued amount (HK\$)	Listing date	Expiry	Amount raised (HK\$ mil.)
00624	Pacific Andes International Holdings Ltd. Warrants 2011	1,091,944,336	2010/04/01	2011/06/15	
00971	Kingboard Chemical Holdings Ltd. Warrants 2012	3,378,956,160	2010/05/05	2012/10/31	
00942	Cheuk Nang (Holdings) Ltd. Warrants 2011	38,254,089	2010/05/25	2011/05/20	
00879	Henderson Land Development Co. Ltd. Warrants 2011	24,902,211,724	2010/06/04	2011/06/01	
00795	Hong Kong Energy (Holdings) Ltd. Warrants 2011	46,640,300	2010/06/11	2011/06/08	
00492	HKC (Holdings) Ltd. Warrants 2011	471,233,111	2010/06/11	2011/06/08	
00972	China Star Entertainment Ltd. Warrants 2012	111,526,454	2010/06/18	2012/06/14	
00937	New Times Energy Corporation Ltd. Warrants 2011	311,180,902	2010/06/29	2011/06/24	
<b>Total</b>					<b>–</b>

# Main Board Warrants

## Newly Listed Derivative Warrants

for 2nd quarter 2010

Code	Derivative warrants	No. of issue (units)	Listing date	Expiry	Amount raised (HK\$ mil.)
21825	BOCI Asia Ltd. – BOC HK European Warrants Dec 2010	100,000,000	2010/04/01	2010/12/22	25.00
21826	BOCI Asia Ltd. – BYD European Warrants Feb 2011	100,000,000	2010/04/01	2011/02/08	25.00
21827	BOCI Asia Ltd. – Ch Comm Cons European Warrants Oct 2010	100,000,000	2010/04/01	2010/10/08	50.00
21824	BOCI Asia Ltd. – HSI European Warrants Dec 2010 A	100,000,000	2010/04/01	2010/12/30	25.00
21828	BOCI Asia Ltd. – HSI European Put Warrants Oct 2010	100,000,000	2010/04/01	2010/10/28	25.00
21813	Citigroup Global Mkt H Inc. – BYD European Warrants Jun 11A	160,000,000	2010/04/01	2011/06/20	40.00
21814	Citigroup Global Mkt H Inc. – CC Bank European Wts Oct 2012	267,000,000	2010/04/01	2012/10/29	40.05
21817	Citigroup Global Mkt H Inc. – CITIC Pacific Eu Wt Jan 2011 A	160,000,000	2010/04/01	2011/01/24	40.00
21815	Citigroup Global Mkt H Inc. – CM Bank European Wts Dec 2010B	160,000,000	2010/04/01	2010/12/30	40.00
21818	Citigroup Global Mkt H Inc. – CNOOC European Wts Jun 2011	160,000,000	2010/04/01	2011/06/29	40.00
21816	Citigroup Global Mkt H Inc. – Chi Taiping European Wts Jun11	80,000,000	2010/04/01	2011/06/27	40.00
21819	Citigroup Global Mkt H Inc. – Esprit European Wts Mar 2012	160,000,000	2010/04/01	2012/03/30	40.00
21820	Citigroup Global Mkt H Inc. – Henganintl European Wts Jan 11	73,000,000	2010/04/01	2011/01/24	40.15
21821	Citigroup Global Mkt H Inc. – Kerry Ppt European Wts May11	53,000,000	2010/04/01	2011/05/30	39.75
21822	Citigroup Global Mkt H Inc. – PICC P&C European Wts Aug 2011	160,000,000	2010/04/01	2011/08/29	40.00
21823	HK Bank – HWL European Warrants Oct 2010 A	120,000,000	2010/04/01	2010/10/04	30.00
21835	KBC Fin Products Int'l Ltd. – HSBC European Wts Aug 2010 D	100,000,000	2010/04/01	2010/08/30	39.00
21812	Macquarie Bank Ltd. -Want Want China European Warrants May11	200,000,000	2010/04/01	2011/05/25	50.00
21829	CC Rabobank B.A. – Chi Res Power European Warrants Sep 2010	100,000,000	2010/04/01	2010/09/28	17.00
21830	CC Rabobank B.A. – GCL-Poly Energy European Warrants Oct 10	100,000,000	2010/04/01	2010/10/04	29.00
21831	CC Rabobank B.A. – Golden Eagle European Warrants Oct 2010	100,000,000	2010/04/01	2010/10/04	25.00
21832	CC Rabobank B.A. – ICBC European Put Warrants Sep 2010	150,000,000	2010/04/01	2010/09/13	40.50
21833	CC Rabobank B.A. – Poly HK Inv European Warrants Oct 2010	200,000,000	2010/04/01	2010/10/04	50.00
21834	UBS AG – HKEx European Warrants Dec 2010 C	200,000,000	2010/04/01	2010/12/06	30.00
16799#	SGA Societe Generale Acceptance N.V. – CP&CC Eur Wt Jun 10A	100,000,000	2010/04/01	2010/06/07	35.00
21844	Deutsche Bank AG – BYD European Warrants Sep 2010	150,000,000	2010/04/07	2010/09/27	22.50
21845	Deutsche Bank AG – China Telecom European Wts Jul 2010	150,000,000	2010/04/07	2010/07/26	34.50
21841	Deutsche Bank AG – China Life European Warrants Jul 2010 B	300,000,000	2010/04/07	2010/07/07	63.00
21842	Deutsche Bank AG – Tencent Holdings European Warrants Aug10D	300,000,000	2010/04/07	2010/08/30	45.00
21843	J P Morgan SP BV – China Shenhua European Warrants Oct 2010	150,000,000	2010/04/07	2010/10/07	52.50
21836	CC Rabobank B.A. – Ch Zhongwang European Warrants Dec 2010	200,000,000	2010/04/07	2010/12/30	50.00
21837	CC Rabobank B.A. – MCC European Warrants Oct 2010	100,000,000	2010/04/07	2010/10/07	49.00
21838	CC Rabobank B.A. – Mongolia Energy European Wts Oct 2010	80,000,000	2010/04/07	2010/10/07	39.20
21839	CC Rabobank B.A. – Shanghai Electric European Warrants Oct10	80,000,000	2010/04/07	2010/10/07	48.00
21840	CC Rabobank B.A. – Shui On Land European Warrants Nov 2010	150,000,000	2010/04/07	2010/11/17	97.50
20095#	CC Rabobank B.A. – HSBC European Warrants Jul 2010 C	120,000,000	2010/04/07	2010/07/29	14.76
20445#	CC Rabobank B.A. – GCL-Poly Energy European Warrants Aug 2010	170,000,000	2010/04/07	2010/08/11	10.03
17401#	CC Rabobank B.A. – CC Bank European Warrants Dec 2011	400,000,000	2010/04/07	2011/12/12	33.20
21846	Barclays Bank plc – BOCL European Warrants Aug 2010	200,000,000	2010/04/08	2010/08/02	34.00
21852	Barclays Bank plc – BYD European Put Warrants May 2011	150,000,000	2010/04/08	2011/05/17	37.50
21847	Barclays Bank plc – China Life European Warrants Aug 2010 C	150,000,000	2010/04/08	2010/08/02	30.00
21853	Barclays Bank plc – CNOOC European Put Warrants Oct 2010	200,000,000	2010/04/08	2010/10/18	30.00

# Main Board Warrants

Code	Derivative warrants	No. of			Amount raised (HK\$ mil.)
		issue (units)	Listing date	Expiry	
21848	Barclays Bank plc – Sinopec Corp European Wts Oct 2010 D	150,000,000	2010/04/08	2010/10/11	46.50
21854	Barclays Bank plc – Sinopec Corp European Put Wts Oct 2010 E	150,000,000	2010/04/08	2010/10/11	40.50
21849	Barclays Bank plc – GCL-Poly Energy European Warrants Oct10	150,000,000	2010/04/08	2010/10/18	37.50
21850	Barclays Bank plc – HSBC European Warrants Aug 2010	150,000,000	2010/04/08	2010/08/02	43.50
21855	Barclays Bank plc – HSBC European Put Warrants Aug 2010	200,000,000	2010/04/08	2010/08/02	32.00
21851	Barclays Bank plc – Jiangxi Copper European Warrants Sep 10C	150,000,000	2010/04/08	2010/09/27	30.00
21856	Deutsche Bank AG – BOCL European Warrants Oct 2010 A	200,000,000	2010/04/08	2010/10/11	72.00
21857	Deutsche Bank AG – China Mobile European Warrants Oct 2010 D	200,000,000	2010/04/08	2010/10/11	64.00
21858	Deutsche Bank AG – Ping An European Warrants Oct 2010	200,000,000	2010/04/08	2010/10/11	100.00
01268#	Deutsche Bank AG – HSBC European Warrants Dec 2010 A	800,000,000	2010/04/08	2010/12/30	19.20
17446#	Merrill Lynch Int'l & Co. C.V. – Ch Mobile Eur Wt Oct 2010 A	800,000,000	2010/04/09	2010/10/11	12.00
19545#	Merrill Lynch Int'l & Co. C.V. – CNOOC European Wts Jun 2010	200,000,000	2010/04/09	2010/06/07	13.00
17286#	Merrill Lynch Int'l & Co. C.V. – Sinopec Euro Wts Dec 2010	500,000,000	2010/04/09	2010/12/20	26.00
19959#	UBS AG – HSBC European Warrants Oct 2010 A	400,000,000	2010/04/09	2010/10/25	18.00
21872	Credit Suisse AG – BYD European Warrants Oct 2010	200,000,000	2010/04/12	2010/10/04	30.00
21873	Credit Suisse AG – CM Bank European Warrants Oct 2010	200,000,000	2010/04/12	2010/10/12	50.00
21871	Credit Suisse AG – China Shenhua European Warrants Aug 2010	200,000,000	2010/04/12	2010/08/30	30.00
21874	KBC Fin Products Int'l Ltd. – Hutchison Eur Put Wts Oct 2010	80,000,000	2010/04/12	2010/10/12	20.00
21870	KBC Fin Products Int'l Ltd. – Zijin Mining European Wt Jan11	128,000,000	2010/04/12	2011/01/03	19.20
21878	Macquarie Bank Ltd. – China EB Ltd European Warrants Oct 10	200,000,000	2010/04/12	2010/10/12	50.40
21875	Macquarie Bank Ltd. – China Bluechem European Warrants Oct10	50,000,000	2010/04/12	2010/10/12	26.55
21876	Macquarie Bank Ltd. – China COSCO European Warrants Jul 2011	200,000,000	2010/04/12	2011/07/12	50.20
21877	Macquarie Bank Ltd. – China Life European Wts Sep 2010 A	300,000,000	2010/04/12	2010/09/30	45.30
21879	Macquarie Bank Ltd. – China Life European Put Wts Sep 2010	300,000,000	2010/04/12	2010/09/22	45.30
21880	Macquarie Bank Ltd. – CM Bank European Warrants Nov 2010	300,000,000	2010/04/12	2010/11/02	51.00
21881	Macquarie Bank Ltd. – CM Bank European Put Warrants Oct 2010	300,000,000	2010/04/12	2010/10/04	45.60
21863	Macquarie Bank Ltd. – Henderson Land Dev Euro Wts Nov 2010	100,000,000	2010/04/12	2010/11/02	39.20
21864	Macquarie Bank Ltd. – Henderson Land Dev Euro Wts May 2011	100,000,000	2010/04/12	2011/05/04	82.80
21865	SGA Societe Generale Acceptance N.V. – CHALCO Eu Wt Oct 2010	400,000,000	2010/04/12	2010/10/04	60.00
21866	SGA Societe Generale Acceptance N.V.-Angang Steel Eu Wt Dec10	150,000,000	2010/04/12	2010/12/08	37.50
21859	SGA Societe Generale Acceptance N.V. – CMob Eu Put Wt Jun 11	300,000,000	2010/04/12	2011/06/08	45.00
21867	SGA Societe Generale Acceptance N.V. – Shenhua Eu Wt Oct 10	100,000,000	2010/04/12	2010/10/18	38.00
21860	SGA Societe Generale Acceptance N.V. – A50 Ch Eu Wt Jan 11A	300,000,000	2010/04/12	2011/01/05	57.00
21861	SGA Societe Generale Acceptance N.V. – A50 Ch Eu Wt Jan 11B	300,000,000	2010/04/12	2011/01/12	45.00
21862	SGA Societe Generale Acceptance N.V. – A50 Ch Eu Wt Mar 2011	300,000,000	2010/04/12	2011/03/23	63.00
21868	SGA Societe Generale Acceptance N.V.-HuanengPower Eu Wt Oct10	50,000,000	2010/04/12	2010/10/18	14.00
21869	SGA Societe Generale Acceptance NV-Yanzhou Coal Eu Wt Oct10	200,000,000	2010/04/12	2010/10/13	52.00
21882	UBS AG – BOCL European Warrants Oct 2010 A	100,000,000	2010/04/12	2010/10/18	25.00
21883	UBS AG – China Life European Warrants Sep 2010 B	200,000,000	2010/04/12	2010/09/27	30.00
15201#	Merrill Lynch Int'l & Co. C.V. – HSBC Euro Wts May 2011 A	300,000,000	2010/04/12	2011/05/31	10.80
21892	BNP Paribas Arbit Issu B.V. – Ch Mobile Euro Wts Aug 2010 C	200,000,000	2010/04/13	2010/08/30	60.00
21896	BNP Paribas Arbit Issu B.V. – HSBC European Wts Sep 2010 D	200,000,000	2010/04/13	2010/09/06	92.00
21918	Credit Suisse AG – BOCL European Warrants Oct 2010 A	200,000,000	2010/04/13	2010/10/18	50.00
21919	Credit Suisse AG – CC Bank European Warrants Oct 2010 B	200,000,000	2010/04/13	2010/10/18	50.00

# Main Board Warrants

Code	Derivative warrants	No. of			Amount raised (HK\$ mil.)
		issue (units)	Listing date	Expiry	
21920	Credit Suisse AG – Sinopec Corp European Warrants Oct 2010	200,000,000	2010/04/13	2010/10/18	50.00
21921	Citigroup Global Mkt H Inc. – China Agri European Wts Jan11	100,000,000	2010/04/13	2011/01/24	25.00
21922	Citigroup Global Mkt H Inc. – Yue Yuen Ind European Wt May11	100,000,000	2010/04/13	2011/05/30	33.00
21923	Citigroup Global Mkt H Inc. – Yue Yuen Ind European Wt Dec11	100,000,000	2010/04/13	2011/12/28	30.00
21897	Goldman Sachs SP (Asia) – HSI European Warrants Jul 2010 F	200,000,000	2010/04/13	2010/07/29	30.00
21898	Goldman Sachs SP (Asia) – HSI European Warrants Jul 2010 G	200,000,000	2010/04/13	2010/07/29	30.00
21899	Goldman Sachs SP (Asia) – HSI European Warrants Aug 2010 I	200,000,000	2010/04/13	2010/08/30	32.00
21900	Goldman Sachs SP (Asia) – HSI European Warrants Aug 2010 J	200,000,000	2010/04/13	2010/08/30	30.00
21901	Goldman Sachs SP (Asia) – HSI European Warrants Sep 2010 A	200,000,000	2010/04/13	2010/09/29	36.00
21902	Goldman Sachs SP (Asia) – HSI European Warrants Sep 2010 B	200,000,000	2010/04/13	2010/09/29	32.00
21903	Goldman Sachs SP (Asia) – HSI European Warrants Sep 2010 C	200,000,000	2010/04/13	2010/09/29	30.00
21904	Goldman Sachs SP (Asia) – HSI European Warrants Sep 2010 D	200,000,000	2010/04/13	2010/09/29	30.00
21905	Goldman Sachs SP (Asia) – HSI European Warrants Sep 2010 E	200,000,000	2010/04/13	2010/09/29	30.00
21906	Goldman Sachs SP (Asia) – HSI European Put Wts Jul 2010 H	200,000,000	2010/04/13	2010/07/29	30.00
21907	Goldman Sachs SP (Asia) – HSI European Put Wts Jul 2010 I	200,000,000	2010/04/13	2010/07/29	32.00
21908	Goldman Sachs SP (Asia) – HSI European Put Wts Jul 2010 J	200,000,000	2010/04/13	2010/07/29	38.00
21909	Goldman Sachs SP (Asia) – HSI European Put Wts Jul 2010 K	200,000,000	2010/04/13	2010/07/29	48.00
21910	Goldman Sachs SP (Asia) – HSI European Put Wts Aug 2010 K	200,000,000	2010/04/13	2010/08/30	30.00
21911	Goldman Sachs SP (Asia) – HSI European Put Wts Aug 2010 L	200,000,000	2010/04/13	2010/08/30	38.00
21912	Goldman Sachs SP (Asia) – HSI European Put Wts Sep 2010 F	200,000,000	2010/04/13	2010/09/29	30.00
21913	Goldman Sachs SP (Asia) – HSI European Put Wts Sep 2010 G	200,000,000	2010/04/13	2010/09/29	32.00
21914	Goldman Sachs SP (Asia) – HSI European Put Wts Sep 2010 H	200,000,000	2010/04/13	2010/09/29	30.00
21915	Goldman Sachs SP (Asia) – HSI European Put Wts Sep 2010 I	200,000,000	2010/04/13	2010/09/29	38.00
21916	Goldman Sachs SP (Asia) – HSI European Put Wts Sep 2010 J	200,000,000	2010/04/13	2010/09/29	34.00
21884	CC Rabobank B.A. – China Life European Warrants Sep 2010 A	100,000,000	2010/04/13	2010/09/30	15.00
21885	CC Rabobank B.A. – Ch Mobile European Warrants Aug 2010 C	120,000,000	2010/04/13	2010/08/23	18.00
21889	CC Rabobank B.A. – HSI European Warrants Sep 2010 A	200,000,000	2010/04/13	2010/09/29	30.00
21890	CC Rabobank B.A. – HSI European Warrants Sep 2010 B	200,000,000	2010/04/13	2010/09/29	30.00
21893	CC Rabobank B.A. – HSI European Put Warrants Sep 2010 C	200,000,000	2010/04/13	2010/09/29	34.00
21894	CC Rabobank B.A. – HSI European Put Warrants Sep 2010 D	200,000,000	2010/04/13	2010/09/29	40.00
21886	CC Rabobank B.A. – Tencent Holdings European Wts Aug 2010	200,000,000	2010/04/13	2010/08/31	30.00
21887	CC Rabobank B.A. – Tencent Holdings European Wts Sep 2010	200,000,000	2010/04/13	2010/09/22	30.00
21888	CC Rabobank B.A. – Tencent Holdings European Put Wts Jul10	200,000,000	2010/04/13	2010/07/29	36.00
21917	UBS AG – A50 China European Warrants Nov 2010 A	200,000,000	2010/04/13	2010/11/22	30.00
21891	UBS AG – HSI European Warrants Sep 2010 D	200,000,000	2010/04/13	2010/09/29	30.00
21895	UBS AG – HSI European Put Warrants Sep 2010 E	200,000,000	2010/04/13	2010/09/29	30.00
21928	BNP Paribas Arbit Issu B.V. – CC Bank Euro Wts Nov 2010	200,000,000	2010/04/14	2010/11/01	52.00
21929	BNP Paribas Arbit Issu B.V. – China Life Euro Wts Nov 2010	200,000,000	2010/04/14	2010/11/01	50.00
21930	BNP Paribas Arbit Issu B.V. – ICBC European Wts Nov 2010 A	200,000,000	2010/04/14	2010/11/01	50.00
21938	Deutsche Bank AG – BYD European Put Warrants Nov 2010	150,000,000	2010/04/14	2010/11/29	37.50
21937	Deutsche Bank AG – HSI European Put Warrants Nov 2010 A	300,000,000	2010/04/14	2010/11/29	120.00
21935	Deutsche Bank AG – HSI European Put Warrants Oct 2010 A	300,000,000	2010/04/14	2010/10/28	93.00
21936	Deutsche Bank AG – HSI European Put Warrants Oct 2010 B	300,000,000	2010/04/14	2010/10/28	102.00
21939	Deutsche Bank AG – Sinopharm European Warrants Oct 2010	150,000,000	2010/04/14	2010/10/18	82.50

# Main Board Warrants

Code	Derivative warrants	No. of issue (units)	Listing date	Expiry	Amount raised (HK\$ mil.)
21940	Deutsche Bank AG – Tencent Holdings European Put Wts Aug 10F	200,000,000	2010/04/14	2010/08/30	30.00
21931	HK Bank – China COSCO European Warrants Nov 2010	120,000,000	2010/04/14	2010/11/24	18.00
21932	HK Bank – Ch Ship Cont European Warrants Oct 2010	80,000,000	2010/04/14	2010/10/15	20.00
21933	J P Morgan SP BV – China Life European Warrants Oct 2010	180,000,000	2010/04/14	2010/10/18	45.00
21934	J P Morgan SP BV – China Mob European Wts Oct 2010 B	100,000,000	2010/04/14	2010/10/14	30.00
21941	KBC Fin Products Int'l Ltd. – BOCL European Wts Sep 2010 C	158,000,000	2010/04/14	2010/09/01	28.44
21942	KBC Fin Products Int'l Ltd. – CC Bank Euro Wts Oct 2010	148,000,000	2010/04/14	2010/10/15	48.84
21943	KBC Fin Products Int'l Ltd. – CC Bank Euro Wts Aug 2010 C	200,000,000	2010/04/14	2010/08/10	30.00
21944	KBC Fin Products Int'l Ltd. – China Life Euro Wts Sep 2010 B	200,000,000	2010/04/14	2010/09/16	30.00
21949	KBC Fin Products Int'l Ltd. – China Life Eur Put Wt Aug 10 E	158,000,000	2010/04/14	2010/08/02	30.02
21945	KBC Fin Products Int'l Ltd. – Ch Mobile Euro Wt Oct 2010 B	80,000,000	2010/04/14	2010/10/04	40.00
21946	KBC Fin Products Int'l Ltd. – CNOOC European Wts Oct 2010 B	118,000,000	2010/04/14	2010/10/15	29.50
21947	KBC Fin Products Int'l Ltd. – CNOOC European Wts Oct 2010 C	128,000,000	2010/04/14	2010/10/04	19.20
21948	KBC Fin Products Int'l Ltd. – ICBC European Wts Sep 2010 C	158,000,000	2010/04/14	2010/09/01	28.44
21924	SGA Societe Generale Acceptance N.V. – HSCEI Eu Wt Jul 2010	300,000,000	2010/04/14	2010/07/29	57.00
21925	SGA Societe Generale Acceptance N.V. – HSCEI Eu Wt Sep 2010	300,000,000	2010/04/14	2010/09/29	51.00
21926	SGA Societe Generale Acceptance N.V. -HSCEI Eu Put Wt Jul 10	300,000,000	2010/04/14	2010/07/29	45.00
21927	SGA Societe Generale Acceptance N.V. -HSCEI Eu Put Wt Oct 10	300,000,000	2010/04/14	2010/10/28	84.00
20153#	BNP Paribas Arbit Issu B.V. – Ch Mobile Euro Wts Jul 2010 A	300,000,000	2010/04/14	2010/07/02	42.00
21296#	Goldman Sachs SP (Asia) – BOCL European Warrants Sep 2010 A	200,000,000	2010/04/14	2010/09/27	72.00
21155#	SGA Societe Generale Acceptance N.V. – HSBC Eu Wt Aug 2010 C	100,000,000	2010/04/14	2010/08/23	13.40
21978	BNP Paribas Arbit Issu B.V. – R&F Ppt European Wts Mar 2011	100,000,000	2010/04/15	2011/03/01	25.00
21980	Credit Suisse AG – Jiangxi Copper European Wts Nov 2010 B	200,000,000	2010/04/15	2010/11/29	50.00
21981	Credit Suisse AG – PetroChina European Warrants Nov 2010	200,000,000	2010/04/15	2010/11/15	50.00
21982	Credit Suisse AG – Tencent Holdings European Wts Sep 2010 A	200,000,000	2010/04/15	2010/09/13	30.00
21983	Deutsche Bank AG – CC Bank European Warrants Aug 2010 C	200,000,000	2010/04/15	2010/08/30	48.00
21962	Deutsche Bank AG – China Life European Warrants Nov 2010 A	200,000,000	2010/04/15	2010/11/08	50.00
21984	Deutsche Bank AG – ICBC European Warrants Aug 2010 B	200,000,000	2010/04/15	2010/08/02	38.00
21968	Goldman Sachs SP (Asia) – HSI European Warrants Sep 2010 K	200,000,000	2010/04/15	2010/09/29	32.00
21969	Goldman Sachs SP (Asia) – HSI European Warrants Sep 2010 L	200,000,000	2010/04/15	2010/09/29	30.00
21970	Goldman Sachs SP (Asia) – HSI European Warrants Sep 2010 M	200,000,000	2010/04/15	2010/09/29	30.00
21979	Goldman Sachs SP (Asia) – HSI European Warrants Sep 2010 P	200,000,000	2010/04/15	2010/09/29	30.00
21972	Goldman Sachs SP (Asia) – HSI European Warrants Oct 2010 A	200,000,000	2010/04/15	2010/10/28	30.00
21973	Goldman Sachs SP (Asia) – HSI European Warrants Oct 2010 B	200,000,000	2010/04/15	2010/10/28	50.00
21974	Goldman Sachs SP (Asia) – HSI European Put Wts Sep 2010 N	200,000,000	2010/04/15	2010/09/29	30.00
21975	Goldman Sachs SP (Asia) – HSI European Put Wts Sep 2010 O	200,000,000	2010/04/15	2010/09/29	32.00
21976	Goldman Sachs SP (Asia) – HSI European Put Wts Oct 2010 C	200,000,000	2010/04/15	2010/10/28	30.00
21977	Goldman Sachs SP (Asia) – HSI European Put Wts Oct 2010 D	200,000,000	2010/04/15	2010/10/28	50.00
21957	HK Bank – CHALCO European Warrants Mar 2011	120,000,000	2010/04/15	2011/03/30	30.00
21959	HK Bank – CNOOC European Warrants Dec 2010 C	180,000,000	2010/04/15	2010/12/30	45.00
21958	HK Bank – Sinopec Corp European Warrants Oct 2010	160,000,000	2010/04/15	2010/10/18	40.00
21960	HK Bank – KECL European Warrants Dec 2010 C	120,000,000	2010/04/15	2010/12/30	30.00
21961	HK Bank – PetroChina European Warrants Oct 2010	160,000,000	2010/04/15	2010/10/18	40.00
21952	J P Morgan SP BV – CHALCO European Warrants Nov 2010 B	200,000,000	2010/04/15	2010/11/01	30.00

# Main Board Warrants

Code	Derivative warrants	No. of issue (units)	Listing date	Expiry	Amount raised (HK\$ mil.)
21953	J P Morgan SP BV – BOCL European Warrants Oct 2010 A	150,000,000	2010/04/15	2010/10/15	37.50
21955	J P Morgan SP BV – Esprit European Wts Oct 2010	80,000,000	2010/04/15	2010/10/15	34.80
21956	J P Morgan SP BV – ICBC European Warrants Oct 2010	100,000,000	2010/04/15	2010/10/15	26.00
21954	J P Morgan SP BV – China Mengniu European Warrants Oct 2010	80,000,000	2010/04/15	2010/10/15	20.00
21985	KBC Fin Products Int'l Ltd. – Ch Mobile Euro Wt Oct 2010 C	150,000,000	2010/04/15	2010/10/15	48.00
21987	KBC Fin Products Int'l Ltd. – HSBC European Wts Oct 2010	158,000,000	2010/04/15	2010/10/15	39.50
21986	KBC Fin Products Int'l Ltd. – HSBC European Wts Sep 2010 G	150,000,000	2010/04/15	2010/09/01	29.25
21988	KBC Fin Products Int'l Ltd. – Jiangxi Copper Eu Wts Nov 2010	118,000,000	2010/04/15	2010/11/03	29.50
21989	KBC Fin Products Int'l Ltd. -Zijin Mining European Wt Oct10B	80,000,000	2010/04/15	2010/10/15	38.40
21971	CC Rabobank B.A. – WISE CSI European Put Warrants Oct 2010	100,000,000	2010/04/15	2010/10/28	25.00
21966	CC Rabobank B.A. – WISE CSI European Warrants Oct 2010 A	100,000,000	2010/04/15	2010/10/28	29.00
21967	CC Rabobank B.A. – WISE CSI European Warrants Oct 2010 B	100,000,000	2010/04/15	2010/10/28	25.00
21951	RB of Scotland N.V. – CC Bank European Warrants Aug 2010	150,000,000	2010/04/15	2010/08/30	31.35
21950	RB of Scotland N.V. – CC Bank European Warrants Jul 2010 B	150,000,000	2010/04/15	2010/07/26	34.35
21963	UBS AG – BOCL European Warrants Oct 2010 B	100,000,000	2010/04/15	2010/10/04	18.00
21964	UBS AG – Sinopec Corp European Warrants Oct 2010 A	100,000,000	2010/04/15	2010/10/04	25.00
21965	UBS AG – ICBC European Warrants Aug 2010	100,000,000	2010/04/15	2010/08/23	15.00
21993	BOCI Asia Ltd. – Renhe Comm European Warrants Oct 2010	100,000,000	2010/04/16	2010/10/20	25.00
21994	BOCI Asia Ltd. – Yuexiu Property European Warrants Oct 2010	100,000,000	2010/04/16	2010/10/20	45.00
22019	Credit Suisse AG – CC Bank European Warrants Aug 2010 B	200,000,000	2010/04/16	2010/08/30	30.00
22020	Credit Suisse AG – China Mobile European Warrants Aug 2010 C	200,000,000	2010/04/16	2010/08/30	30.00
22021	Credit Suisse AG – Sinopec Corp European Warrants Aug 2010	200,000,000	2010/04/16	2010/08/30	30.00
22023	Credit Suisse AG – HSBC European Wts Aug 2010 B	200,000,000	2010/04/16	2010/08/30	30.00
22018	Credit Suisse AG – HSI European Warrants Jul 2010 E	200,000,000	2010/04/16	2010/07/29	30.00
22022	Credit Suisse AG – HSI European Put Warrants Jul 2010 F	200,000,000	2010/04/16	2010/07/29	30.00
22003	Goldman Sachs SP (Asia) – HSI European Warrants Oct 2010 E	200,000,000	2010/04/16	2010/10/28	50.00
22004	Goldman Sachs SP (Asia) – HSI European Warrants Oct 2010 F	200,000,000	2010/04/16	2010/10/28	50.00
22005	Goldman Sachs SP (Asia) – HSI European Warrants Oct 2010 G	200,000,000	2010/04/16	2010/10/28	50.00
22006	Goldman Sachs SP (Asia) – HSI European Warrants Oct 2010 H	200,000,000	2010/04/16	2010/10/28	50.00
22007	Goldman Sachs SP (Asia) – HSI European Warrants Oct 2010 I	200,000,000	2010/04/16	2010/10/28	50.00
22011	Goldman Sachs SP (Asia) – HSI European Put Wts Oct 2010 J	200,000,000	2010/04/16	2010/10/28	50.00
22012	Goldman Sachs SP (Asia) – HSI European Put Wts Oct 2010 K	200,000,000	2010/04/16	2010/10/28	50.00
22013	Goldman Sachs SP (Asia) – HSI European Put Wts Oct 2010 L	200,000,000	2010/04/16	2010/10/28	50.00
22014	Goldman Sachs SP (Asia) – HSI European Put Wts Oct 2010 M	200,000,000	2010/04/16	2010/10/28	50.00
22015	Goldman Sachs SP (Asia) – HSI European Put Wts Oct 2010 N	200,000,000	2010/04/16	2010/10/28	50.00
21990	HK Bank – BOCL European Put Warrants Aug 2010	120,000,000	2010/04/16	2010/08/30	18.00
21991	HK Bank – CC Bank European Put Warrants Oct 2010	160,000,000	2010/04/16	2010/10/18	40.00
21992	HK Bank – ICBC European Put Warrants Oct 2010	120,000,000	2010/04/16	2010/10/18	30.00
22001	RB of Scotland N.V. – HSI European Warrants Sep 2010	400,000,000	2010/04/16	2010/09/29	66.00
22002	RB of Scotland N.V. – HSI European Put Warrants Jul 2010	400,000,000	2010/04/16	2010/07/29	83.20
21995	SGA Societe Generale Acceptance N.V. – CCB Eur Wt Sep 2010 C	80,000,000	2010/04/16	2010/09/20	38.40
21996	SGA Societe Generale Acceptance N.V. – CNOOC Eu Wt Nov 2010C	300,000,000	2010/04/16	2010/11/29	45.00
21997	SGA Societe Generale Acceptance N.V. – A50 Ch Eu Wt Nov 10B	300,000,000	2010/04/16	2010/11/08	45.00
22010	SGA Societe Generale Acceptance N.V. – HSBC Eu Wt Feb 2011	100,000,000	2010/04/16	2011/02/28	25.00

# Main Board Warrants

Code	Derivative warrants	No. of			Amount raised (HK\$ mil.)
		issue (units)	Listing date	Expiry	
22009	SGA Societe Generale Acceptance N.V. – HSBC Eu Wt Nov 2010 B	100,000,000	2010/04/16	2010/11/01	25.00
22016	SGA Societe Generale Acceptance N.V. – HSI Eur Wt Oct 2010 A	300,000,000	2010/04/16	2010/10/28	84.00
22017	SGA Societe Generale Acceptance N.V. – HSI Eur Wt Oct 2010 B	300,000,000	2010/04/16	2010/10/28	75.00
21999	UBS AG – HSI European Put Warrants Aug 2010 D	200,000,000	2010/04/16	2010/08/30	30.00
22008	UBS AG – HSI European Warrants Jul 2010 B	200,000,000	2010/04/16	2010/07/29	30.00
22000	UBS AG – HSI European Put Warrants Sep 2010 F	200,000,000	2010/04/16	2010/09/29	50.00
21998	UBS AG – Jiangxi Copper European Warrants Sep 2010 A	100,000,000	2010/04/16	2010/09/27	15.00
17514#	CC Rabobank B.A. – A50 China European Warrants Jun 2010 B	500,000,000	2010/04/16	2010/06/18	24.50
22030	BNP Paribas Arbit Issu B.V. – HKEx European Wts Jul 2011 A	200,000,000	2010/04/19	2011/07/04	50.00
22051	Goldman Sachs SP (Asia) – BOCL European Warrants Nov 2010 A	200,000,000	2010/04/19	2010/11/29	50.00
22047	Goldman Sachs SP (Asia) – BOCL European Warrants Jul 2010 D	200,000,000	2010/04/19	2010/07/29	30.00
22048	Goldman Sachs SP (Asia) – BOCL European Warrants Aug 2010 C	200,000,000	2010/04/19	2010/08/30	38.00
22049	Goldman Sachs SP (Asia) – BOCL European Warrants Aug 2010 D	200,000,000	2010/04/19	2010/08/30	30.00
22050	Goldman Sachs SP (Asia) – BOCL European Warrants Sep 2010 B	200,000,000	2010/04/19	2010/09/29	34.00
22052	Goldman Sachs SP (Asia) – China Life Euro Wts Jul 2010 B	200,000,000	2010/04/19	2010/07/29	30.00
22053	Goldman Sachs SP (Asia) – China Life Euro Wts Sep 2010 A	200,000,000	2010/04/19	2010/09/29	32.00
22054	Goldman Sachs SP (Asia) – China Life Euro Wts Nov 2010 A	200,000,000	2010/04/19	2010/11/29	50.00
22055	Goldman Sachs SP (Asia) – HSBC European Warrants Sep 2010 B	200,000,000	2010/04/19	2010/09/29	46.00
22056	Goldman Sachs SP (Asia) – HSI European Warrants Oct 2010 O	200,000,000	2010/04/19	2010/10/28	50.00
22057	Goldman Sachs SP (Asia) – HSI European Warrants Oct 2010 P	200,000,000	2010/04/19	2010/10/28	50.00
22031	HK Bank – Ch Comm Cons European Warrants Oct 2010	120,000,000	2010/04/19	2010/10/19	30.00
22032	HK Bank – CNOOC European Put Warrants Feb 2011	160,000,000	2010/04/19	2011/02/18	40.00
22033	HK Bank – Zijin Mining European Warrants Jun 2011	160,000,000	2010/04/19	2011/06/17	40.00
22027	J P Morgan SP BV – Agile Ppt European Warrants Mar 2011	200,000,000	2010/04/19	2011/03/28	50.00
22028	J P Morgan SP BV – Air China European Warrants Dec 2010 C	200,000,000	2010/04/19	2010/12/06	50.00
22029	J P Morgan SP BV – R&F Ppt European Warrants Dec 2010	200,000,000	2010/04/19	2010/12/30	50.00
22036	KBC Fin Products Int'l Ltd. – HSCEI Euro Wts Sep 2010	200,000,000	2010/04/19	2010/09/29	34.00
22037	KBC Fin Products Int'l Ltd. – HSCEI Euro Put Wts Oct 2010 A	200,000,000	2010/04/19	2010/10/28	50.00
22038	KBC Fin Products Int'l Ltd. – HSCEI Euro Put Wts Oct 2010 B	200,000,000	2010/04/19	2010/10/28	50.00
22039	KBC Fin Products Int'l Ltd. – HSI European Wts Oct 2010	300,000,000	2010/04/19	2010/10/28	75.00
22040	KBC Fin Products Int'l Ltd. – HSI European Wts Sep 2010 H	300,000,000	2010/04/19	2010/09/29	47.10
22041	KBC Fin Products Int'l Ltd. – HSI European Wts Sep 2010 I	300,000,000	2010/04/19	2010/09/29	45.00
22044	KBC Fin Products Int'l Ltd. – HSI Euro Put Wts Oct 2010 A	300,000,000	2010/04/19	2010/10/28	75.00
22045	KBC Fin Products Int'l Ltd. – HSI Euro Put Wts Oct 2010 B	300,000,000	2010/04/19	2010/10/28	75.00
22046	KBC Fin Products Int'l Ltd. – HSI Euro Put Wts Oct 2010 C	300,000,000	2010/04/19	2010/10/28	75.00
22042	KBC Fin Products Int'l Ltd. – HSI Euro Put Wts Nov 2010 A	300,000,000	2010/04/19	2010/11/29	75.00
22043	KBC Fin Products Int'l Ltd. – HSI Euro Put Wts Nov 2010 B	300,000,000	2010/04/19	2010/11/29	75.00
22025	Macquarie Bank Ltd. – HKEx European Warrants Nov 2010	200,000,000	2010/04/19	2010/11/02	117.00
22024	Macquarie Bank Ltd. – HKEx European Warrants Aug 2011	200,000,000	2010/04/19	2011/08/08	34.00
22026	Macquarie Bank Ltd. – Tencent European Warrants Oct 2010 B	250,000,000	2010/04/19	2010/10/11	37.50
22035	RB of Scotland N.V. – A50 China European Put Wts Dec 2010	250,000,000	2010/04/19	2010/12/31	41.50
22034	RB of Scotland N.V. – ICBC European Warrants Oct 2010	100,000,000	2010/04/19	2010/10/19	26.60
22058	BNP Paribas Arbit Issu B.V. – HSI European Wts Sep 2010	200,000,000	2010/04/20	2010/09/29	42.00
22062	BNP Paribas Arbit Issu B.V. – HSI Euro Put Wts Sep 2010 B	200,000,000	2010/04/20	2010/09/29	70.00



# Main Board Warrants

Code	Derivative warrants	No. of issue (units)	Listing date	Expiry	Amount raised (HK\$ mil.)
22069	Goldman Sachs SP (Asia) – CC Bank European Wts Nov 2010	200,000,000	2010/04/20	2010/11/29	86.00
22066	Goldman Sachs SP (Asia) – CC Bank European Wts Jul 2010 D	200,000,000	2010/04/20	2010/07/29	42.00
22067	Goldman Sachs SP (Asia) – CC Bank European Wts Sep 2010 A	200,000,000	2010/04/20	2010/09/27	96.00
22068	Goldman Sachs SP (Asia) – CC Bank European Wts Sep 2010 B	200,000,000	2010/04/20	2010/09/29	44.00
22070	Goldman Sachs SP (Asia) – China Mobile Euro Wts Oct 2010 B	200,000,000	2010/04/20	2010/10/28	62.00
22071	Goldman Sachs SP (Asia) – A50 China European Wts Aug 2010 C	200,000,000	2010/04/20	2010/08/30	42.00
22072	Goldman Sachs SP (Asia) – A50 China European Wts Nov 2010 A	200,000,000	2010/04/20	2010/11/01	30.00
22073	Goldman Sachs SP (Asia) – Tencent Holdings European Wt Aug10	200,000,000	2010/04/20	2010/08/30	30.00
22074	Goldman Sachs SP (Asia) – Tencent Holdings European Wt Sep10	200,000,000	2010/04/20	2010/09/29	32.00
22059	HK Bank – Alibaba European Warrants Oct 2010	120,000,000	2010/04/20	2010/10/28	30.00
22060	HK Bank – Datang Power European Warrants Dec 2010 A	80,000,000	2010/04/20	2010/12/30	20.00
22061	HK Bank – Maanshan Iron European Warrants Oct 2010 A	80,000,000	2010/04/20	2010/10/28	20.00
22063	HK Bank – Shanghai Electric European Warrants Dec 2010	80,000,000	2010/04/20	2010/12/30	20.00
22064	HK Bank – Sinoma European Warrants Jun 2011	120,000,000	2010/04/20	2011/06/29	30.00
22065	HK Bank – SinoTrans Ship European Warrants Dec 2011	120,000,000	2010/04/20	2011/12/29	30.00
22079	KBC Fin Products Int'l Ltd. – Sinopec Euro Wts Aug 2010 C	108,000,000	2010/04/20	2010/08/27	27.00
22082	KBC Fin Products Int'l Ltd. – HKEx European Put Wts Sep 2010	108,000,000	2010/04/20	2010/09/06	16.20
22083	KBC Fin Products Int'l Ltd. – HKEx European Put Wts Oct 2010	108,000,000	2010/04/20	2010/10/04	16.20
22085	KBC Fin Products Int'l Ltd. – HSBC Euro Put Wts Nov 2010 A	108,000,000	2010/04/20	2010/11/01	16.20
22084	KBC Fin Products Int'l Ltd. – HSBC Euro Put Wts Sep 2010 H	108,000,000	2010/04/20	2010/09/01	22.68
22080	KBC Fin Products Int'l Ltd. – HSI European Wts Dec 2010 A	200,000,000	2010/04/20	2010/12/30	30.00
22081	KBC Fin Products Int'l Ltd. – HSI Euro Put Wts Sep 2010 J	200,000,000	2010/04/20	2010/09/29	30.00
22075	Macquarie Bank Ltd. – Minsheng Bank European Warrants Nov10	88,000,000	2010/04/20	2010/11/02	36.34
22076	RB of Scotland N.V. – China Mobile European Wts Oct 2010 A	150,000,000	2010/04/20	2010/10/05	59.10
22077	RB of Scotland N.V. – HSBC European Warrants Aug 2010	100,000,000	2010/04/20	2010/08/23	52.70
22078	RB of Scotland N.V. – HSBC European Warrants Nov 2010 C	150,000,000	2010/04/20	2010/11/01	64.05
19099#	Merrill Lynch Int'l & Co. C.V. – SHK Ppt Euro Put Wts Jun 10	800,000,000	2010/04/20	2010/06/14	10.40
22115	Goldman Sachs SP (Asia)-Sinopec Corp European Warrants Oct10	200,000,000	2010/04/21	2010/10/28	50.00
22116	Goldman Sachs SP (Asia) – HKEx European Warrants Aug 2011	200,000,000	2010/04/21	2011/08/08	32.00
22110	Goldman Sachs SP (Asia) – HSI European Warrants Oct 2010 Q	200,000,000	2010/04/21	2010/10/28	50.00
22111	Goldman Sachs SP (Asia) – HSI European Warrants Oct 2010 R	200,000,000	2010/04/21	2010/10/28	50.00
22112	Goldman Sachs SP (Asia) – HSI European Warrants Oct 2010 S	200,000,000	2010/04/21	2010/10/28	50.00
22113	Goldman Sachs SP (Asia) – HSI European Warrants Oct 2010 T	200,000,000	2010/04/21	2010/10/28	50.00
22114	Goldman Sachs SP (Asia) – HSI European Warrants Oct 2010 U	200,000,000	2010/04/21	2010/10/28	50.00
22118	Goldman Sachs SP (Asia) – HSI European Put Wts Oct 2010 V	200,000,000	2010/04/21	2010/10/28	50.00
22119	Goldman Sachs SP (Asia) – HSI European Put Wts Oct 2010 W	200,000,000	2010/04/21	2010/10/28	50.00
22117	Goldman Sachs SP (Asia) – Hutchison European Wts Jul 2010	200,000,000	2010/04/21	2010/07/29	36.00
22088	HK Bank – China Mobile European Warrants Oct 2010 B	160,000,000	2010/04/21	2010/10/21	40.00
22101	KBC Fin Products Int'l Ltd. – BOCL European Wts Oct 2010	118,000,000	2010/04/21	2010/10/21	29.50
22105	KBC Fin Products Int'l Ltd. – BOCL Euro Put Wts Oct 2010	78,000,000	2010/04/21	2010/10/21	49.92
22102	KBC Fin Products Int'l Ltd. – BOCL Euro Put Wts Sep 2010 E	108,000,000	2010/04/21	2010/09/01	17.06
22100	KBC Fin Products Int'l Ltd. – China Life Euro Wts Oct 2010 B	200,000,000	2010/04/21	2010/10/21	50.00
22104	KBC Fin Products Int'l Ltd. – China Life Eur Put Wt Oct 2010	80,000,000	2010/04/21	2010/10/21	40.00
22106	KBC Fin Products Int'l Ltd. – A50 Ch Euro Wts Oct 2010 A	108,000,000	2010/04/21	2010/10/21	49.68

# Main Board Warrants

Code	Derivative warrants	No. of issue (units)	Listing date	Expiry	Amount raised (HK\$ mil.)
22107	KBC Fin Products Int'l Ltd. – A50 Ch Euro Wts Oct 2010 B	108,000,000	2010/04/21	2010/10/21	27.00
22108	KBC Fin Products Int'l Ltd. – A50 Ch Euro Wts Nov 2010 C	108,000,000	2010/04/21	2010/11/08	27.00
22103	KBC Fin Products Int'l Ltd. – ICBC Euro Put Wts Oct 2010 B	80,000,000	2010/04/21	2010/10/21	27.20
22086	Macquarie Bank Ltd. – CITIC Pacific European Warrants Jan 11	200,000,000	2010/04/21	2011/01/17	31.00
22089	CC Rabobank B.A. – Angang Steel European Warrants Sep 2010	150,000,000	2010/04/21	2010/09/28	22.50
22091	CC Rabobank B.A. – Lee & Man Paper European Warrants Jan2011	300,000,000	2010/04/21	2011/01/28	75.00
22090	CC Rabobank B.A. – Sinoma European Warrants May 2011	300,000,000	2010/04/21	2011/05/30	75.00
22092	CC Rabobank B.A. – Ting Yi European Warrants Nov 2010	150,000,000	2010/04/21	2010/11/29	37.50
22093	CC Rabobank B.A. – Yanzhou Coal European Warrants Oct 2010	150,000,000	2010/04/21	2010/10/28	37.50
22098	RB of Scotland N.V. – China Mobile European Wts Nov 2010	100,000,000	2010/04/21	2010/11/30	31.40
22096	RB of Scotland N.V. – China Mobile European Wts Oct 2011	250,000,000	2010/04/21	2011/10/11	38.50
22097	RB of Scotland N.V. – China Mobile European Wts Oct 2010 B	100,000,000	2010/04/21	2010/10/29	70.50
22099	RB of Scotland N.V. – HKEx European Warrants Oct 2010	200,000,000	2010/04/21	2010/10/25	30.00
22087	SGA Societe Generale Acceptance N.V. – CLife Eu Wt Aug 2010C	150,000,000	2010/04/21	2010/08/02	25.50
22109	UBS AG – Ch Comm Cons European Warrants Jan 2011	200,000,000	2010/04/21	2011/01/10	30.00
22095	UBS AG – HSI European Warrants Oct 2010 A	200,000,000	2010/04/21	2010/10/28	50.00
22094	UBS AG – SHK Ppt European Warrants Oct 2010	100,000,000	2010/04/21	2010/10/25	15.00
22121	BOCI Asia Ltd. – CC Bank European Warrants Oct 2010	100,000,000	2010/04/22	2010/10/25	50.00
22136	BOCI Asia Ltd. – CC Bank European Put Warrants Oct 2010	100,000,000	2010/04/22	2010/10/25	50.00
22137	BOCI Asia Ltd. – China Life European Put Warrants Oct 2010	100,000,000	2010/04/22	2010/10/25	50.00
22138	BOCI Asia Ltd. – ICBC European Put Warrants Oct 2010	100,000,000	2010/04/22	2010/10/25	50.00
22120	BOCI Asia Ltd. – Tracker Fund European Warrants Oct 2010	100,000,000	2010/04/22	2010/10/25	25.00
22124	BOCI Asia Ltd. – Tracker Fund European Put Warrants Oct 2010	100,000,000	2010/04/22	2010/10/25	25.00
22127	BNP Paribas Arbit Issu B.V. – CC Bank Euro Wts Dec 2010 A	200,000,000	2010/04/22	2010/12/06	52.00
22129	BNP Paribas Arbit Issu B.V. – HSBC European Wts Oct 2010 B	200,000,000	2010/04/22	2010/10/06	48.00
22130	BNP Paribas Arbit Issu B.V. – HSBC European Wts Dec 2010 C	200,000,000	2010/04/22	2010/12/06	32.00
22128	BNP Paribas Arbit Issu B.V. – ICBC European Wts Nov 2010 B	200,000,000	2010/04/22	2010/11/08	50.00
22141	Credit Suisse AG – Ch Overseas European Warrants Oct 2010	200,000,000	2010/04/22	2010/10/25	50.00
22125	HK Bank – China Unicom European Warrants Dec 2010	120,000,000	2010/04/22	2010/12/22	30.00
22132	KBC Fin Products Int'l Ltd. – Ch Mobile Euro Wt Nov 2010	200,000,000	2010/04/22	2010/11/08	50.00
22135	KBC Fin Products Int'l Ltd. – Ch Mobile Eu Put Wt Nov 2010	80,000,000	2010/04/22	2010/11/03	97.60
22131	KBC Fin Products Int'l Ltd. – Ch Mobile Euro Wt Oct 2010 D	200,000,000	2010/04/22	2010/10/22	50.00
22133	KBC Fin Products Int'l Ltd. – Ch Mobile Eu Put Wt Oct 2010 E	128,000,000	2010/04/22	2010/10/22	38.40
22134	KBC Fin Products Int'l Ltd. – Ch Mobile Eu Put Wt Oct 2010 F	118,000,000	2010/04/22	2010/10/22	79.06
22142	KBC Fin Products Int'l Ltd. – Hutchison Euro Wts Nov 2010	80,000,000	2010/04/22	2010/11/01	20.00
22122	Macquarie Bank Ltd-Skyworth Digital European Warrants Oct10B	200,000,000	2010/04/22	2010/10/22	50.60
22123	Macquarie Bank Ltd. – Stanchart European Warrants Nov 2010	200,000,000	2010/04/22	2010/11/01	57.20
22126	CC Rabobank B.A. – HSBC European Warrants Oct 2010	100,000,000	2010/04/22	2010/10/28	25.00
22143	RB of Scotland N.V. – BOCL European Warrants Oct 2010	100,000,000	2010/04/22	2010/10/11	16.70
22144	RB of Scotland N.V. – China Life European Wts Oct 2010	200,000,000	2010/04/22	2010/10/22	50.00
22145	RB of Scotland N.V. – CNOOC European Warrants Nov 2010	150,000,000	2010/04/22	2010/11/29	22.50
22146	RB of Scotland N.V. – HWL European Warrants Oct 2010	100,000,000	2010/04/22	2010/10/29	25.00
22139	UBS AG – China Mobile European Put Warrants Oct 2010	100,000,000	2010/04/22	2010/10/25	36.00
22140	UBS AG – KECL European Warrants Nov 2010	100,000,000	2010/04/22	2010/11/15	15.00

# Main Board Warrants

Code	Derivative warrants	No. of issue (units)	Listing date	Expiry	Amount raised (HK\$ mil.)
20748#	Merrill Lynch Int'l & Co. C.V. -HSI European Warrants Jul10C	300,000,000	2010/04/22	2010/07/29	16.20
22162	Macquarie Bank Ltd. – China Mobile European Wts Aug 2010 B	200,000,000	2010/04/23	2010/08/02	47.20
22163	Macquarie Bank Ltd. – China Mobile European Wts Oct 2010 C	200,000,000	2010/04/23	2010/10/25	50.00
22164	Macquarie Bank Ltd. – CNOOC European Warrants Dec 2010 B	200,000,000	2010/04/23	2010/12/01	30.00
22184	Macquarie Bank Ltd. – HSI European Put Warrants Oct 2010	300,000,000	2010/04/23	2010/10/28	79.50
22168	Merrill Lynch Int'l & Co. C.V. – Ch Mobile Eur Wt Nov 2010 A	200,000,000	2010/04/23	2010/11/01	54.00
22165	Merrill Lynch Int'l & Co. C.V. – China Life Eu Wt Nov 2010 A	150,000,000	2010/04/23	2010/11/15	55.50
22166	Merrill Lynch Int'l & Co. C.V. – China Life Eu Wt Nov 2010 B	200,000,000	2010/04/23	2010/11/01	50.00
22167	Merrill Lynch Int'l & Co. C.V. – China Life Eu Wt Nov 2010 C	200,000,000	2010/04/23	2010/11/08	51.00
22171	Merrill Lynch Int'l & Co. C.V. – Ch Life Eur Put Wt Aug 2010	200,000,000	2010/04/23	2010/08/09	40.00
22169	Merrill Lynch Int'l & Co. C.V. – CNOOC European Wts Dec 10B	200,000,000	2010/04/23	2010/12/06	30.00
22152	Nomura Int'l plc – Anhui Conch European Warrants Jul 2010	150,000,000	2010/04/23	2010/07/28	39.30
22153	Nomura Int'l plc – Anhui Conch European Warrants Oct 2010	100,000,000	2010/04/23	2010/10/29	41.80
22148	Nomura Int'l plc – Chaoda Modern European Warrants Oct 2010	150,000,000	2010/04/23	2010/10/29	38.85
22149	Nomura Int'l plc – Chaoda Modern European Warrants Feb 2011	150,000,000	2010/04/23	2011/02/28	41.55
22147	Nomura Int'l plc – Cheung Kong European Warrants Oct 2011	150,000,000	2010/04/23	2011/10/31	22.50
22150	Nomura Int'l plc – CNOOC European Warrants Aug 2010	200,000,000	2010/04/23	2010/08/31	30.00
22151	Nomura Int'l plc – CNOOC European Warrants Nov 2010 A	200,000,000	2010/04/23	2010/11/30	30.00
22160	Nomura Int'l plc – HSI European Put Warrants Sep 2010	200,000,000	2010/04/23	2010/09/29	30.00
22161	Nomura Int'l plc – HSI European Put Warrants Dec 2010	200,000,000	2010/04/23	2010/12/30	34.00
22157	Nomura Int'l plc – HSI European Warrants Sep 2010 B	200,000,000	2010/04/23	2010/09/29	31.00
22158	Nomura Int'l plc – HSI European Warrants Dec 2010 A	200,000,000	2010/04/23	2010/12/30	50.00
22159	Nomura Int'l plc – HSI European Warrants Dec 2010 B	200,000,000	2010/04/23	2010/12/30	33.00
22154	Nomura Int'l plc – ICBC European Warrants Jul 2010	75,000,000	2010/04/23	2010/07/30	11.48
22155	Nomura Int'l plc – ICBC European Warrants Oct 2010	75,000,000	2010/04/23	2010/10/29	19.80
22156	Nomura Int'l plc – ICBC European Warrants Jun 2011	100,000,000	2010/04/23	2011/06/30	35.60
22175	SGA Societe Generale Acceptance N.V.-Ch Overseas Eu Wt Nov10	200,000,000	2010/04/23	2010/11/15	50.00
22172	SGA Societe Generale Acceptance N.V. – CCB Eur Wt Aug 2010 C	80,000,000	2010/04/23	2010/08/09	12.00
22173	SGA Societe Generale Acceptance N.V. – CCB Eur Wt Sep 2010 D	80,000,000	2010/04/23	2010/09/13	72.00
22174	SGA Societe Generale Acceptance N.V. – CCB Eur Wt Sep 2010 E	80,000,000	2010/04/23	2010/09/29	12.00
22170	SGA Societe Generale Acceptance N.V. – CK(H) Eu Wt Oct 2010	100,000,000	2010/04/23	2010/10/25	30.00
22176	SGA Societe Generale Acceptance N.V. – CRail Eu Wt Oct 2011	200,000,000	2010/04/23	2011/10/17	30.00
22177	SGA Societe Generale Acceptance N.V. – Dongfeng Eu Wt Nov 10	200,000,000	2010/04/23	2010/11/22	50.00
22179	SGA Societe Generale Acceptance N.V.-A50 Ch Eu Put Wt Nov 10	300,000,000	2010/04/23	2010/11/10	48.00
22178	SGA Societe Generale Acceptance N.V.-Geely Auto Eu Wts Oct10	60,000,000	2010/04/23	2010/10/25	36.00
22180	SGA Societe Generale Acceptance N.V. – HSI Eu Put Wt Oct 10C	300,000,000	2010/04/23	2010/10/28	75.00
22181	SGA Societe Generale Acceptance N.V. – HSI Eu Put Wt Oct 10D	300,000,000	2010/04/23	2010/10/28	93.00
22182	SGA Societe Generale Acceptance N.V.-Sino Land Eu Wt Dec 10	200,000,000	2010/04/23	2010/12/06	50.00
22183	UBS AG – HSBC European Put Warrants Oct 2010	100,000,000	2010/04/23	2010/10/25	35.00
22208	Credit Suisse AG – Ch LongYuan European Warrants Oct 2010	200,000,000	2010/04/26	2010/10/26	50.00
22209	Credit Suisse AG – Ch LongYuan European Warrants Nov 2010 A	200,000,000	2010/04/26	2010/11/25	50.00
22210	Credit Suisse AG – Ch LongYuan European Warrants Dec 2010 A	200,000,000	2010/04/26	2010/12/20	50.00
22211	Credit Suisse AG – Ch LongYuan European Warrants Jun 2011	200,000,000	2010/04/26	2011/06/27	50.00
22212	Credit Suisse AG – CPIC European Warrants Nov 2010	200,000,000	2010/04/26	2010/11/22	50.00

# Main Board Warrants

Code	Derivative warrants	No. of			Amount raised (HK\$ mil.)
		issue (units)	Listing date	Expiry	
22197	Macquarie Bank Ltd. – Ch LongYuan European Warrants May 2011	300,000,000	2010/04/26	2011/05/27	75.30
22198	Macquarie Bank Ltd. – CPIC European Warrants Oct 2010	200,000,000	2010/04/26	2010/10/28	50.20
22199	Macquarie Bank Ltd. – Longfor PPT European Warrants Jun 2011	200,000,000	2010/04/26	2011/06/15	50.20
22185	Merrill Lynch Int'l & Co. C.V. -HSI European Warrants Sep10A	200,000,000	2010/04/26	2010/09/29	36.80
22186	Merrill Lynch Int'l & Co. C.V. -HSI European Warrants Sep10B	200,000,000	2010/04/26	2010/09/29	30.00
22187	Merrill Lynch Int'l & Co. C.V. -HSI European Warrants Sep10C	200,000,000	2010/04/26	2010/09/29	34.20
22188	Merrill Lynch Int'l & Co. C.V. -HSI European Warrants Sep10D	200,000,000	2010/04/26	2010/09/29	31.00
22190	Merrill Lynch Int'l & Co. C.V. -HSI European Put Wts Aug10I	200,000,000	2010/04/26	2010/08/30	32.80
22192	Merrill Lynch Int'l & Co. C.V. -HSI European Put Wts Sep10E	200,000,000	2010/04/26	2010/09/29	32.00
22193	Merrill Lynch Int'l & Co. C.V. -HSI European Put Wts Sep10F	200,000,000	2010/04/26	2010/09/29	36.80
22194	Merrill Lynch Int'l & Co. C.V. -HSI European Put Wts Sep10G	200,000,000	2010/04/26	2010/09/29	31.80
22189	Merrill Lynch Int'l & Co. C.V. – Hutchison Euro Wts Sep 2010	200,000,000	2010/04/26	2010/09/27	46.20
22205	RB of Scotland N.V. – CC Bank European Warrants Sep 2010 A	200,000,000	2010/04/26	2010/09/20	67.00
22204	RB of Scotland N.V. – A50 China European Warrants Nov 2010	300,000,000	2010/04/26	2010/11/29	45.00
22206	RB of Scotland N.V. – HSI European Put Warrants Sep 2010 A	400,000,000	2010/04/26	2010/09/29	70.40
22207	RB of Scotland N.V. – HSI European Put Warrants Sep 2010 B	400,000,000	2010/04/26	2010/09/29	85.60
22191	SGA Societe Generale Acceptance NV-Ch Comservice Eu Wt Dec10	80,000,000	2010/04/26	2010/12/29	62.40
22195	SGA Societe Generale Acceptance NV-Ch Comservice Eu Wt Nov11	200,000,000	2010/04/26	2011/11/21	30.00
22200	SGA Societe Generale Acceptance N.V. – CPIC Euro Wts Nov10	100,000,000	2010/04/26	2010/11/01	28.00
22201	SGA Societe Generale Acceptance N.V. – CPIC Euro Wts Jan11	100,000,000	2010/04/26	2011/01/17	26.00
22203	SGA Societe Generale Acceptance N.V. – WISE CSI Eu Wts Nov10	50,000,000	2010/04/26	2010/11/24	14.50
22202	SGA Societe Generale Acceptance N.V. – ICBC Eu Wt Sep 2010 C	120,000,000	2010/04/26	2010/09/27	34.80
22196	SGA Societe Generale Acceptance N.V.-Nine Dragons Eu Wt Oct10	100,000,000	2010/04/26	2010/10/27	25.00
22230	BOCI Asia Ltd. – CPIC European Warrants Oct 2010	100,000,000	2010/04/27	2010/10/28	35.00
22232	BOCI Asia Ltd. – HKEx European Put Warrants Mar 2011	100,000,000	2010/04/27	2011/03/11	25.00
22231	BOCI Asia Ltd. – SHK Ppt European Warrants Oct 2011	100,000,000	2010/04/27	2011/10/28	25.00
22242	Credit Suisse AG – China COSCO European Warrants Nov 2010	200,000,000	2010/04/27	2010/11/29	50.00
22226	HK Bank – Ch LongYuan European Warrants Dec 2010	120,000,000	2010/04/27	2010/12/30	30.00
22227	HK Bank – CPIC European Warrants Oct 2010	120,000,000	2010/04/27	2010/10/28	30.00
22233	J P Morgan SP BV – BOCL European Warrants Oct 2010 B	100,000,000	2010/04/27	2010/10/27	26.00
22234	J P Morgan Int'l Der. Ltd. – CC Bank European Wts Oct 2010 A	100,000,000	2010/04/27	2010/10/27	26.00
22235	J P Morgan Int'l Der. Ltd. – CC Bank European Wts Oct 2010 B	100,000,000	2010/04/27	2010/10/27	25.00
22236	J P Morgan SP BV – China Mob European Wts Oct 2010 C	100,000,000	2010/04/27	2010/10/27	25.00
22213	Merrill Lynch Int'l & Co. C.V. – HS Bank Euro Wts Dec 2011	200,000,000	2010/04/27	2011/12/28	32.80
22219	Merrill Lynch Int'l & Co. C.V. – HS Bank Euro Put Wts Dec 11	100,000,000	2010/04/27	2011/12/19	25.00
22215	Merrill Lynch Int'l & Co. C.V. – HSBC Euro Wts Jan 2011	200,000,000	2010/04/27	2011/01/10	55.00
22216	Merrill Lynch Int'l & Co. C.V. – HSBC Euro Wts Dec 2011	200,000,000	2010/04/27	2011/12/22	30.20
22220	Merrill Lynch Int'l & Co. C.V. – HSBC Euro Put Wt Nov 2010	200,000,000	2010/04/27	2010/11/15	83.00
22214	Merrill Lynch Int'l & Co. C.V. – HSBC Euro Wts Nov 2010 C	200,000,000	2010/04/27	2010/11/24	69.00
22221	Merrill Lynch Int'l & Co. C.V. – HSBC Euro Put Wt Dec 2010 D	200,000,000	2010/04/27	2010/12/15	62.00
22217	Merrill Lynch Int'l & Co. C.V. – Hutchison Euro Wts Jul 11B	200,000,000	2010/04/27	2011/07/11	75.00
22218	Merrill Lynch Int'l & Co. C.V. – JX Copper Euro Wts Jan 2011	100,000,000	2010/04/27	2011/01/31	25.50
22222	Merrill Lynch Int'l & Co. C.V. – JX Copper Euro Put Wt Mar11	100,000,000	2010/04/27	2011/03/14	27.50
22237	CC Rabobank B.A. – Ch LongYuan European Warrants Oct 2010	200,000,000	2010/04/27	2010/10/28	50.00

# Main Board Warrants

Code	Derivative warrants	No. of issue (units)	Listing date	Expiry	Amount raised (HK\$ mil.)
22238	CC Rabobank B.A. – CPIC European Warrants Oct 2010	200,000,000	2010/04/27	2010/10/28	50.00
22239	CC Rabobank B.A. – Shineway Pharm European Warrants Oct 2010	150,000,000	2010/04/27	2010/10/28	73.50
22240	CC Rabobank B.A. – Longfor PPT European Warrants Dec 2010	200,000,000	2010/04/27	2010/12/15	50.00
22241	CC Rabobank B.A. – Want Want China European Warrants Mar11	300,000,000	2010/04/27	2011/03/30	75.00
22223	UBS AG – China Life European Put Warrants Sep 2010	200,000,000	2010/04/27	2010/09/20	30.00
22228	UBS AG – Sinopec Corp European Warrants Oct 2010 B	100,000,000	2010/04/27	2010/10/27	36.00
22224	UBS AG – HKEx European Put Warrants Oct 2010	200,000,000	2010/04/27	2010/10/04	30.00
22225	UBS AG – HSI European Put Warrants Oct 2010	200,000,000	2010/04/27	2010/10/28	58.00
22229	UBS AG – HSI European Warrants Oct 2010 B	200,000,000	2010/04/27	2010/10/28	30.00
18308#	Merrill Lynch Int'l & Co. C.V. -HSI European Put Wts Jun 10E	300,000,000	2010/04/27	2010/06/29	10.50
22278	BOCI Asia Ltd. – Ch LongYuan European Warrants May 2011	100,000,000	2010/04/28	2011/05/26	25.00
22279	BOCI Asia Ltd. – CM Bank European Warrants Nov 2010	100,000,000	2010/04/28	2010/11/04	25.00
22280	BOCI Asia Ltd. – Dongfeng Motor European Warrants Nov 2010	100,000,000	2010/04/28	2010/11/29	25.00
22281	BOCI Asia Ltd. – Geely Auto European Warrants Oct 2010	100,000,000	2010/04/28	2010/10/28	25.00
22282	BOCI Asia Ltd. – Kingboard Chem European Warrants May 2011	100,000,000	2010/04/28	2011/05/16	120.00
22283	BNP Paribas Arbit Issu B.V. – Angang Steel European Wt Apr11	100,000,000	2010/04/28	2011/04/04	25.00
22284	BNP Paribas Arbit Issu B.V. – A50 China Euro Wts Nov 2010 B	200,000,000	2010/04/28	2010/11/22	30.00
22285	BNP Paribas Arbit Issu B.V. – A50 China Euro Wts Sep 2011	200,000,000	2010/04/28	2011/09/05	50.00
22256	Citigroup Global Mkt H Inc. – Ch LongYuan European Wts Mar11	150,000,000	2010/04/28	2011/03/21	37.50
22259	Citigroup Global Mkt H Inc. – Chi Resources Euro Wts Jul 11	100,000,000	2010/04/28	2011/07/25	25.00
22255	Citigroup Global Mkt H Inc. – China Coal European Wts Nov 10	180,000,000	2010/04/28	2010/11/15	27.00
22261	Citigroup Global Mkt H Inc. – CNOOC Euro Put Wts Dec 2010	160,000,000	2010/04/28	2010/12/28	40.00
22258	Citigroup Global Mkt H Inc. – CPIC European Warrants Oct 10	150,000,000	2010/04/28	2010/10/28	37.50
22273	Citigroup Global Mkt H Inc. – WISE CSI European Wts Apr 2011	100,000,000	2010/04/28	2011/04/18	25.00
22260	Citigroup Global Mkt H Inc. – Datang European Warrants Jul11	160,000,000	2010/04/28	2011/07/18	40.00
22271	Citigroup Global Mkt H Inc. – A50 China Euro Wts May 2011	300,000,000	2010/04/28	2011/05/09	75.00
22272	Citigroup Global Mkt H Inc. – A50 China Eur Put Wts Apr 2011	300,000,000	2010/04/28	2011/04/25	75.00
22263	Citigroup Global Mkt H Inc. – HKEx European Wts Jun 2011	160,000,000	2010/04/28	2011/06/20	40.00
22262	Citigroup Global Mkt H Inc.-Henderson Land Dev Eur Wts Apr11	100,000,000	2010/04/28	2011/04/27	30.00
22264	Citigroup Global Mkt H Inc. – ICBC Euro Put Wts Nov 2011	267,000,000	2010/04/28	2011/11/01	40.05
22265	Citigroup Global Mkt H Inc. – Longfor PPT European Wts Jul11	100,000,000	2010/04/28	2011/07/11	25.00
22257	Citigroup Global Mkt H Inc. – China Mengniu Euro Wts Jul 11	100,000,000	2010/04/28	2011/07/25	25.00
22266	Citigroup Global Mkt H Inc. – Ping An Euro Wts Apr 2012	150,000,000	2010/04/28	2012/04/10	22.50
22267	Citigroup Global Mkt H Inc. – Shangri-La Asia Euro Wts Aug11	100,000,000	2010/04/28	2011/08/08	25.00
22268	Citigroup Global Mkt H Inc. – Tencent European Put Wts Oct10	267,000,000	2010/04/28	2010/10/13	40.05
22269	Citigroup Global Mkt H Inc. – Wharf European Warrants Jan 11	100,000,000	2010/04/28	2011/01/10	25.00
22270	Citigroup Global Mkt H Inc. – ZTE European Warrants May 2011	100,000,000	2010/04/28	2011/05/23	30.00
22251	Goldman Sachs SP (Asia) – Kerry Ppt European Warrants Dec 10	200,000,000	2010/04/28	2010/12/30	62.00
22254	HK Bank – A50 China European Warrants Jun 2011	160,000,000	2010/04/28	2011/06/29	40.00
22252	HK Bank – HWL European Warrants Oct 2010 B	120,000,000	2010/04/28	2010/10/28	30.00
22253	HK Bank – Maanshan Iron European Warrants Oct 2010 B	80,000,000	2010/04/28	2010/10/28	20.00
22274	J P Morgan SP BV – HSBC European Warrants Oct 2010 C	80,000,000	2010/04/28	2010/10/28	24.00
22275	J P Morgan SP BV – Hutchison European Warrants Oct 2010	100,000,000	2010/04/28	2010/10/28	25.00
22276	J P Morgan SP BV – MTRC European Warrants Dec 2010	100,000,000	2010/04/28	2010/12/20	25.00

# Main Board Warrants

Code	Derivative warrants	No. of			Amount raised (HK\$ mil.)
		issue (units)	Listing date	Expiry	
22277	J P Morgan SP BV – SHK Ppt European Warrants Oct 2010	200,000,000	2010/04/28	2010/10/18	30.00
22245	Merrill Lynch Int'l & Co. C.V. -HSI European Warrants Nov10A	200,000,000	2010/04/28	2010/11/29	51.00
22243	Merrill Lynch Int'l & Co. C.V. -HSI European Warrants Oct10B	200,000,000	2010/04/28	2010/10/28	34.40
22244	Merrill Lynch Int'l & Co. C.V. -HSI European Warrants Oct10C	200,000,000	2010/04/28	2010/10/28	31.80
22248	Merrill Lynch Int'l & Co. C.V. -HSI European Put Wts Oct 10D	200,000,000	2010/04/28	2010/10/28	31.40
22249	Merrill Lynch Int'l & Co. C.V. -HSI European Put Wts Oct 10E	200,000,000	2010/04/28	2010/10/28	44.40
22250	Merrill Lynch Int'l & Co. C.V. -HSI European Put Wts Oct 10F	200,000,000	2010/04/28	2010/10/28	50.00
22247	SGA Societe Generale Acceptance N.V-WISE CSI Eu Put Wt Nov10	50,000,000	2010/04/28	2010/11/24	19.50
22246	SGA Societe Generale Acceptance N.V. – ICBC Eu Put Wt Sep 10	100,000,000	2010/04/28	2010/09/01	49.00
22286	UBS AG – Ch LongYuan European Warrants Nov 2010 A	100,000,000	2010/04/28	2010/11/22	25.10
22287	UBS AG – CPIC European Warrants Oct 2010	100,000,000	2010/04/28	2010/10/28	25.40
21309#	SGA Societe Generale Acceptance N.V. – BOCL Eu Wt Jun 2010 B	230,000,000	2010/04/28	2010/06/21	10.35
22320	BNP Paribas Arbit Issu B.V. – Agile Ppt European Wts Jul 11	100,000,000	2010/04/29	2011/07/04	25.00
22319	BNP Paribas Arbit Issu B.V. – CITIC Bank Euro Wts Oct 2010	70,000,000	2010/04/29	2010/10/05	16.80
22308	J P Morgan SP BV – C Transmission European Warrants Oct 2010	100,000,000	2010/04/29	2010/10/29	25.00
22307	J P Morgan SP BV – Cheung Kong European Warrants Jun 2011	200,000,000	2010/04/29	2011/06/28	30.00
22309	J P Morgan SP BV – HKEx European Warrants Jul 2011	200,000,000	2010/04/29	2011/07/25	50.00
22310	J P Morgan SP BV – JX Copper European Warrants Oct 2010 B	100,000,000	2010/04/29	2010/10/29	25.00
22311	J P Morgan SP BV – Maanshan Iron European Warrants Oct 2010	100,000,000	2010/04/29	2010/10/29	30.00
22303	Macquarie Bank Ltd. – BOCHK European Warrants Apr 2011	150,000,000	2010/04/29	2011/04/04	37.50
22318	Macquarie Bank Ltd. – Evergrande European Warrants Nov 2010	88,000,000	2010/04/29	2010/11/30	22.00
22302	Macquarie Bank Ltd. – A50 China European Warrants Nov 2010	300,000,000	2010/04/29	2010/11/29	45.00
22304	Macquarie Bank Ltd. – R&F Ppt European Warrants Jun 2011	150,000,000	2010/04/29	2011/06/02	37.65
22301	Macquarie Bank Ltd. – HSCEI European Warrants Dec 2010	300,000,000	2010/04/29	2010/12/30	75.00
22299	Macquarie Bank Ltd. – HSI European Warrants Oct 2010	300,000,000	2010/04/29	2010/10/28	45.90
22300	Macquarie Bank Ltd. – HSI European Put Warrants Sep 2010	300,000,000	2010/04/29	2010/09/29	49.20
22305	Macquarie Bank Ltd. – SHK Ppt European Warrants Nov 2010	100,000,000	2010/04/29	2010/11/02	31.00
22306	Macquarie Bank Ltd. – Yanzhou Coal European Wts Oct 2010	150,000,000	2010/04/29	2010/10/29	37.95
22290	Merrill Lynch Int'l & Co. C.V. – Ch Overseas Eur Wt Jan 2011	100,000,000	2010/04/29	2011/01/03	15.10
22294	Merrill Lynch Int'l & Co. C.V.-Ch Overseas Eur Put Wts Nov10	100,000,000	2010/04/29	2010/11/22	26.00
22288	Merrill Lynch Int'l & Co. C.V. – Ch Overseas Eur Wt Nov 10A	100,000,000	2010/04/29	2010/11/08	15.90
22289	Merrill Lynch Int'l & Co. C.V. – Ch Overseas Eur Wt Nov 10B	100,000,000	2010/04/29	2010/11/05	15.20
22295	Merrill Lynch Int'l & Co. C.V. – Sinopec Eu Put Wts Nov 10B	100,000,000	2010/04/29	2010/11/22	48.50
22291	Merrill Lynch Int'l & Co. C.V. – HKEx Euro Wts Jun 2011	200,000,000	2010/04/29	2011/06/27	30.40
22292	Merrill Lynch Int'l & Co. C.V. – HKEx Eur Put Wts Jul 2011	100,000,000	2010/04/29	2011/07/18	25.50
22293	Merrill Lynch Int'l & Co. C.V. – HKEx Eur Put Wts Sep 2011	100,000,000	2010/04/29	2011/09/26	26.00
22312	CC Rabobank B.A. – Air China European Warrants Dec 2010 B	200,000,000	2010/04/29	2010/12/22	50.00
22313	CC Rabobank B.A. – Ch Mobile European Warrants Sep 2010	200,000,000	2010/04/29	2010/09/22	34.00
22314	CC Rabobank B.A. – China Life European Warrants Sep 2010 B	200,000,000	2010/04/29	2010/09/27	30.00
22316	CC Rabobank B.A. – Hutchison European Warrants Oct 2010	100,000,000	2010/04/29	2010/10/22	15.00
22315	CC Rabobank B.A. – Hutchison European Warrants Sep 2010 B	100,000,000	2010/04/29	2010/09/27	19.00
22317	UBS AG – R&F Ppt European Warrants Oct 2010	100,000,000	2010/04/29	2010/10/28	15.00
22298	UBS AG – HSI European Warrants Dec 2010 A	200,000,000	2010/04/29	2010/12/30	30.00
22296	UBS AG – HSI European Warrants Sep 2010 G	200,000,000	2010/04/29	2010/09/29	34.40

# Main Board Warrants

Code	Derivative warrants	No. of issue (units)	Listing date	Expiry	Amount raised (HK\$ mil.)
22297	UBS AG – HSI European Warrants Sep 2010 H	200,000,000	2010/04/29	2010/09/29	30.00
22345	Credit Suisse AG – Ch Overseas European Put Warrants Nov 10	100,000,000	2010/04/30	2010/11/01	25.00
22343	Credit Suisse AG – A50 China European Warrants Nov 2010 A	200,000,000	2010/04/30	2010/11/22	30.00
22344	Credit Suisse AG – A50 China European Put Warrants Jan 2011	200,000,000	2010/04/30	2011/01/24	30.00
22337	J P Morgan SP BV – China Coal European Warrants Dec 2010	200,000,000	2010/04/30	2010/12/20	50.00
22339	J P Morgan SP BV – A50 China European Warrants Nov 2010 C	80,000,000	2010/04/30	2010/11/01	20.00
22338	J P Morgan SP BV – Yurun Food European Warrants Nov 2010	100,000,000	2010/04/30	2010/11/01	25.00
22340	J P Morgan SP BV – Yanzhou Coal European Warrants Nov 2010	100,000,000	2010/04/30	2010/11/01	25.00
22341	J P Morgan SP BV – Zijin Mining European Warrants Jan 2011	200,000,000	2010/04/30	2011/01/31	30.00
22330	Nomura Int'l plc – Agile Ppt European Warrants Dec 2010 B	100,000,000	2010/04/30	2010/12/31	25.00
22327	Nomura Int'l plc – CC Bank European Warrants Oct 2010	100,000,000	2010/04/30	2010/10/29	25.00
22326	Nomura Int'l plc – C Transmission European Warrants Oct 2010	75,000,000	2010/04/30	2010/10/29	18.75
22325	Nomura Int'l plc – Sinopec European Warrants Oct 2010	75,000,000	2010/04/30	2010/10/04	19.88
22329	Nomura Int'l plc – A50 China European Warrants Dec 2010	100,000,000	2010/04/30	2010/12/31	25.00
22322	Nomura Int'l plc -Henderson Land Dev European Warrants Apr11	100,000,000	2010/04/30	2011/04/29	27.00
22321	Nomura Int'l plc – HSBC European Warrants Nov 2010	100,000,000	2010/04/30	2010/11/30	32.00
22323	Nomura Int'l plc – Hutchison European Warrants Sep 2010 B	100,000,000	2010/04/30	2010/09/30	15.00
22328	Nomura Int'l plc – ICBC European Warrants Dec 2010	100,000,000	2010/04/30	2010/12/31	42.50
22324	Nomura Int'l plc – JIANC European Warrants Oct 2010	100,000,000	2010/04/30	2010/10/29	25.00
22333	SGA Societe Generale Acceptance N.V.-Country Gdn Eu Wt Nov10	100,000,000	2010/04/30	2010/11/08	30.00
22336	SGA Societe Generale Acceptance N.V.-A50 Ch Eu Put Wt Mar 11	200,000,000	2010/04/30	2011/03/30	32.00
22335	SGA Societe Generale Acceptance N.V. – HSI Eu Put Wt Oct10E	300,000,000	2010/04/30	2010/10/28	45.00
22334	SGA Societe Generale Acceptance N.V.-Renhe Comm Eu Wts Nov10	150,000,000	2010/04/30	2010/11/29	37.50
22342	UBS AG – BYD European Warrants Nov 2010	200,000,000	2010/04/30	2010/11/15	30.00
22331	UBS AG – HKEx European Warrants Jun 2011	200,000,000	2010/04/30	2011/06/27	30.00
22332	UBS AG – Jiangxi Copper European Warrants Sep 2010 B	100,000,000	2010/04/30	2010/09/20	15.00
21788#	Credit Suisse AG – A50 China European Warrants Sep 2010	400,000,000	2010/04/30	2010/09/06	28.80
20168#	CC Rabobank B.A. – Huaneng Power European Warrants Jul 2010	200,000,000	2010/04/30	2010/07/13	16.40
22349	Credit Suisse AG – Fushan Energy European Warrants Aug 2011	100,000,000	2010/05/03	2011/08/08	25.00
22347	Credit Suisse AG – A50 China European Warrants Nov 2010 B	200,000,000	2010/05/03	2010/11/15	30.00
22350	Credit Suisse AG – HSBC European Put Warrants Nov 2010	200,000,000	2010/05/03	2010/11/29	50.00
22348	Credit Suisse AG – Ping An European Warrants Nov 2011 B	200,000,000	2010/05/03	2011/11/07	30.00
22346	J P Morgan SP BV – Sino-Ocean Land European Warrants May 11	200,000,000	2010/05/03	2011/05/31	30.00
22351	KBC Fin Products Int'l Ltd. – CC Bank Euro Wts Nov 2010	128,000,000	2010/05/03	2010/11/03	58.88
22352	KBC Fin Products Int'l Ltd. – CC Bank Euro Put Wts Oct 2010	98,000,000	2010/05/03	2010/10/15	29.40
22355	KBC Fin Products Int'l Ltd. – CC Bank Euro Put Wts Nov 2010B	88,000,000	2010/05/03	2010/11/03	45.76
22353	KBC Fin Products Int'l Ltd. – China Life Eur Put Wt Nov 2010	118,000,000	2010/05/03	2010/11/03	29.50
22354	CC Rabobank B.A. – China Agri European Warrants Jan 2011	150,000,000	2010/05/03	2011/01/10	37.50
22356	CC Rabobank B.A. – A50 China European Warrants Mar 2011	200,000,000	2010/05/03	2011/03/23	30.00
17025#	Deutsche Bank AG – HSBC European Warrants Sep 2011 A	400,000,000	2010/05/03	2011/09/29	64.00
18825#	Deutsche Bank AG – HSBC European Warrants Oct 2010 A	600,000,000	2010/05/03	2010/10/25	32.40
21642#	Credit Suisse AG – HSI European Warrants Aug 2010 B	436,000,000	2010/05/03	2010/08/30	43.60
20599#	Deutsche Bank AG – China Life European Warrants Jul 2010 A	400,000,000	2010/05/03	2010/07/26	23.60
17916#	Deutsche Bank AG – HSBC European Warrants Sep 2010 A	400,000,000	2010/05/03	2010/09/20	20.80

# Main Board Warrants

Code	Derivative warrants	No. of			Amount raised (HK\$ mil.)
		issue (units)	Listing date	Expiry	
19666#	Deutsche Bank AG – HSI European Warrants Jun 2010 A	300,000,000	2010/05/03	2010/06/29	19.20
19134#	Merrill Lynch Int'l & Co. C.V. – Ch Mobile Eur Wt Oct 2011 A	300,000,000	2010/05/03	2011/10/18	40.80
19140#	Merrill Lynch Int'l & Co. C.V. – A50 China Eur Wt Oct 2010	500,000,000	2010/05/03	2010/10/04	11.00
20748#	Merrill Lynch Int'l & Co. C.V. -HSI European Warrants Jul10C	300,000,000	2010/05/03	2010/07/29	11.70
18235#	CC Rabobank B.A. – Ch Mobile European Warrants Nov 2011	800,000,000	2010/05/03	2011/11/04	29.60
17394#	CC Rabobank B.A. – Hutchison European Warrants Jul 2011	400,000,000	2010/05/03	2011/07/25	17.20
22394	BNP Paribas Arbit Issu B.V. – CNBM European Warrants Dec 10	100,000,000	2010/05/04	2010/12/29	25.00
22383	Credit Suisse AG – Agile Ppt European Warrants Dec 2010	100,000,000	2010/05/04	2010/12/20	25.00
22382	Credit Suisse AG – Angang Steel European Warrants Oct 2010	100,000,000	2010/05/04	2010/10/25	15.00
22388	Credit Suisse AG – Ch LongYuan European Put Warrants Jan 11	200,000,000	2010/05/04	2011/01/31	50.00
22384	Credit Suisse AG – CNOOC European Warrants Oct 2010 B	200,000,000	2010/05/04	2010/10/25	30.00
22385	Credit Suisse AG – Chi Res Land European Warrants Nov 2010	100,000,000	2010/05/04	2010/11/29	25.00
22386	Credit Suisse AG – Henganintl European Warrants Nov 2010	100,000,000	2010/05/04	2010/11/29	25.00
22387	Credit Suisse – Shanghai Electric European Warrants Nov 2010	100,000,000	2010/05/04	2010/11/22	25.00
22376	Deutsche Bank AG – China Life European Warrants Aug 2010 F	300,000,000	2010/05/04	2010/08/30	45.00
22379	Deutsche Bank AG – A50 China European Warrants Nov 2010	300,000,000	2010/05/04	2010/11/22	45.00
22378	Deutsche Bank AG – HSBC European Warrants Dec 2011	400,000,000	2010/05/04	2011/12/12	60.00
22377	Deutsche Bank AG – HSBC European Warrants Nov 2010 C	300,000,000	2010/05/04	2010/11/08	75.00
22390	Deutsche Bank AG – HSI European Warrants Oct 2010	300,000,000	2010/05/04	2010/10/28	48.00
22389	Deutsche Bank AG – HSI European Warrants Sep 2010 E	300,000,000	2010/05/04	2010/09/29	48.00
22391	Deutsche Bank AG – HSI European Put Warrants Oct 2010 C	300,000,000	2010/05/04	2010/10/28	60.00
22392	Deutsche Bank AG – HSI European Put Warrants Nov 2010 B	300,000,000	2010/05/04	2010/11/29	78.00
22371	HK Bank – A50 China European Warrants Feb 2011	120,000,000	2010/05/04	2011/02/25	30.00
22373	HK Bank – A50 China European Warrants Sep 2011	150,000,000	2010/05/04	2011/09/29	37.50
22374	HK Bank – A50 China European Warrants Oct 2011	150,000,000	2010/05/04	2011/10/28	37.50
22375	HK Bank – A50 China European Put Warrants Mar 2011	120,000,000	2010/05/04	2011/03/30	30.00
22380	KBC Fin Products Int'l Ltd. – CMB European Warrants Nov 2010	80,000,000	2010/05/04	2010/11/04	20.00
22381	KBC Fin Products Int'l Ltd. – A50 Ch European Put Wts Mar 11	68,000,000	2010/05/04	2011/03/30	10.20
22362	Macquarie Bank Ltd. – CNOOC European Warrants Apr 2011	200,000,000	2010/05/04	2011/04/04	30.00
22363	Macquarie Bank Ltd. – CNOOC European Put Warrants Jan 2011 B	200,000,000	2010/05/04	2011/01/05	50.00
22364	Merrill Lynch Int'l & Co. C.V. – BOCL European Wts Sep 2010	100,000,000	2010/05/04	2010/09/27	22.80
22365	Merrill Lynch Int'l & Co. C.V. – BOCL European Wts Oct 2010	100,000,000	2010/05/04	2010/10/12	15.80
22366	Merrill Lynch Int'l & Co. C.V. – BOCL European Wts Nov 2010	100,000,000	2010/05/04	2010/11/29	40.50
22357	Merrill Lynch Int'l & Co. C.V. – Ch Telecom Eur Wt Nov 2010	100,000,000	2010/05/04	2010/11/22	26.50
22358	Merrill Lynch Int'l & Co. C.V.-Ch Telecom Eur Put Wts Dec 10	100,000,000	2010/05/04	2010/12/13	28.50
22370	Merrill Lynch Int'l & Co. C.V. – Ch Mobile Eur Wt Nov 2010 B	200,000,000	2010/05/04	2010/11/08	45.40
22369	Merrill Lynch Int'l & Co. C.V. – ICBC European Wts Jun 2011	100,000,000	2010/05/04	2011/06/27	20.00
22372	Merrill Lynch Int'l & Co. C.V. – ICBC European Put Wts Nov10	100,000,000	2010/05/04	2010/11/23	36.50
22367	Merrill Lynch Int'l & Co. C.V. – ICBC European Wts Nov 2010A	100,000,000	2010/05/04	2010/11/22	43.50
22368	Merrill Lynch Int'l & Co. C.V. – ICBC European Wts Nov 2010B	100,000,000	2010/05/04	2010/11/08	20.70
22359	Merrill Lynch Int'l & Co. C.V. – PetroChina Eu Put Wt Nov 10	100,000,000	2010/05/04	2010/11/23	51.00
22360	Merrill Lynch Int'l & Co. C.V. – Tencent European Wts Oct10B	150,000,000	2010/05/04	2010/10/04	30.60
22361	Merrill Lynch Int'l & Co. C.V. – Tencent European Wts Nov 10	150,000,000	2010/05/04	2010/11/22	25.50
19641#	Credit Suisse AG – Minsheng Bank European Warrants Jun 2010A	400,000,000	2010/05/04	2010/06/14	14.00



# Main Board Warrants

Code	Derivative warrants	No. of			Amount raised (HK\$ mil.)
		issue (units)	Listing date	Expiry	
22412	Barclays Bank plc – Ch LongYuan European Warrants Dec 2010 A	150,000,000	2010/05/05	2010/12/13	37.50
22415	Barclays Bank plc – China Mobile European Put Wts Nov 2010	150,000,000	2010/05/05	2010/11/08	48.00
22413	Barclays Bank plc – CC Bank European Warrants Oct 2010	200,000,000	2010/05/05	2010/10/25	38.00
22414	Barclays Bank plc – China Mobile European Wts Oct 2010 C	150,000,000	2010/05/05	2010/10/25	37.50
22410	Barclays Bank plc – CNOOC European Warrants Nov 2010 A	200,000,000	2010/05/05	2010/11/01	30.00
22411	Barclays Bank plc – CNOOC European Put Warrants Dec 2010	200,000,000	2010/05/05	2010/12/21	36.00
22417	Barclays Bank plc – CPIC European Warrants Nov 2010	150,000,000	2010/05/05	2010/11/29	37.50
22416	Barclays Bank plc – China Shenhua European Warrants Nov 2010	200,000,000	2010/05/05	2010/11/22	52.00
22418	Barclays Bank plc – R&F Ppt European Warrants Nov 2010	200,000,000	2010/05/05	2010/11/01	30.00
22409	Barclays Bank plc – HSBC European Warrants Oct 2010 B	150,000,000	2010/05/05	2010/10/25	37.50
22419	Barclays Bank plc – HSI European Warrants Nov 2010 C	150,000,000	2010/05/05	2010/11/29	37.50
22420	Barclays Bank plc – HSI European Warrants Aug 2010 F	150,000,000	2010/05/05	2010/08/30	25.50
22421	Barclays Bank plc – HSI European Put Warrants Sep 2010 D	150,000,000	2010/05/05	2010/09/29	31.50
22422	Barclays Bank plc – HSI European Put Warrants Sep 2010 E	150,000,000	2010/05/05	2010/09/29	25.50
22423	Barclays Bank plc – HSI European Put Warrants Nov 2010 B	150,000,000	2010/05/05	2010/11/29	40.50
22408	BNP Paribas Arbit Issu B.V. – BOCL European Wts Dec 2010 B	200,000,000	2010/05/05	2010/12/06	50.00
22407	BNP Paribas Arbit Issu B.V. – CC Bank Euro Wts Dec 2010 B	200,000,000	2010/05/05	2010/12/06	50.00
22427	Credit Suisse AG – HSBC European Wts Aug 2010 C	200,000,000	2010/05/05	2010/08/30	30.00
22429	Credit Suisse AG – HSI European Warrants Oct 2010 A	200,000,000	2010/05/05	2010/10/28	30.00
22430	Credit Suisse AG – HSI European Put Warrants Aug 2010 E	180,000,000	2010/05/05	2010/08/30	27.00
22426	Credit Suisse AG – HSI European Warrants Aug 2010 C	195,000,000	2010/05/05	2010/08/30	29.25
22431	Deutsche Bank AG – CC Bank European Warrants Sep 2010 B	300,000,000	2010/05/05	2010/09/27	75.00
22432	Deutsche Bank AG – ICBC European Warrants Oct 2010 B	300,000,000	2010/05/05	2010/10/18	48.00
22433	Deutsche Bank AG – PetroChina European Warrants Jun 2011	300,000,000	2010/05/05	2011/06/20	51.00
22398	HK Bank – Henganintl European Warrants Nov 2010	120,000,000	2010/05/05	2010/11/22	30.00
22434	KBC Fin Products Int'l Ltd. – HSI Euro Put Wts Oct 2010 D	200,000,000	2010/05/05	2010/10/28	30.00
22435	KBC Fin Products Int'l Ltd. – HSI Euro Put Wts Nov 2010 C	200,000,000	2010/05/05	2010/11/29	30.00
22399	Macquarie Bank Ltd. – China Coal European Warrants Nov 2010	150,000,000	2010/05/05	2010/11/18	22.95
22400	Macquarie Bank Ltd. – CPIC European Warrants Nov 2010	200,000,000	2010/05/05	2010/11/29	50.20
22401	Macquarie Bank Ltd. – Chi Res Land European Warrants Dec 10	100,000,000	2010/05/05	2010/12/30	25.00
22402	Macquarie Bank Ltd. – ICBC European Warrants Nov 2010	120,000,000	2010/05/05	2010/11/08	30.72
22406	Macquarie Bank Ltd. – ICBC European Put Warrants Nov 2010	88,000,000	2010/05/05	2010/11/08	43.03
22403	Macquarie Bank Ltd. – Jiangxi Copper European Wts Sep 2010 B	200,000,000	2010/05/05	2010/09/15	33.60
22404	Macquarie Bank Ltd. – Jiangxi Copper European Wts Jan 2011 A	200,000,000	2010/05/05	2011/01/04	51.00
22405	Macquarie Bank Ltd. – Shui On Land European Warrants Nov 10	100,000,000	2010/05/05	2010/11/29	27.40
22395	RB of Scotland N.V. – Jiangxi Copper European Wts Nov 2010	200,000,000	2010/05/05	2010/11/08	50.00
22396	SGA Societe Generale Acceptance N.V. – HSBC Eu Wt Aug 2010 E	100,000,000	2010/05/05	2010/08/30	25.00
22397	SGA Societe Generale Acceptance N.V. – ICBC Eu Wt Sep 2010 D	120,000,000	2010/05/05	2010/09/20	19.20
22425	UBS AG – Ch LongYuan European Warrants Nov 2010 B	100,000,000	2010/05/05	2010/11/15	25.00
22424	UBS AG – HSI European Warrants Aug 2010 C	200,000,000	2010/05/05	2010/08/30	48.00
22428	UBS AG – HSI European Put Warrants Aug 2010 E	200,000,000	2010/05/05	2010/08/30	30.00
21465#	KBC Fin Products Int'l Ltd. – CC Bank Euro Put Wts Jul 2010	100,000,000	2010/05/05	2010/07/02	15.70
22450	Credit Suisse AG – Ch LongYuan European Warrants Nov 2010 B	200,000,000	2010/05/06	2010/11/08	50.00
22455	Credit Suisse AG – Minsheng Bank European Warrants Nov 2010	100,000,000	2010/05/06	2010/11/08	25.00

# Main Board Warrants

Code	Derivative warrants	No. of			Amount raised (HK\$ mil.)
		issue (units)	Listing date	Expiry	
22453	Credit Suisse AG – CNBM European Warrants Nov 2010	100,000,000	2010/05/06	2010/11/08	25.00
22456	Credit Suisse AG – HSBC European Wts Apr 2011 B	300,000,000	2010/05/06	2011/04/26	45.00
22454	Credit Suisse AG – MCC European Warrants Nov 2010	100,000,000	2010/05/06	2010/11/08	25.00
10964	Deutsche Bank AG – DJIA European Warrants Dec 2010 A	150,000,000	2010/05/06	2010/12/20	37.50
10968	Deutsche Bank AG – DJIA European Put Warrants Dec 2010 B	150,000,000	2010/05/06	2010/12/20	37.50
22452	KBC Fin Products Int'l Ltd. – ICBC European Wts Nov 2010	200,000,000	2010/05/06	2010/11/08	58.00
22448	Macquarie Bank Ltd. – Ch LongYuan European Warrants Nov 2010	300,000,000	2010/05/06	2010/11/15	45.00
22449	Macquarie Bank Ltd. – CM Bank European Warrants Dec 2010	200,000,000	2010/05/06	2010/12/02	50.80
22451	RB of Scotland N.V. – HSI European Put Warrants Aug 2010 D	400,000,000	2010/05/06	2010/08/30	61.60
22445	RB of Scotland N.V. – HSI European Warrants Aug 2010 A	400,000,000	2010/05/06	2010/08/30	60.80
22446	RB of Scotland N.V. – HSI European Warrants Aug 2010 B	400,000,000	2010/05/06	2010/08/30	82.40
22447	RB of Scotland N.V. – HSI European Warrants Aug 2010 C	400,000,000	2010/05/06	2010/08/30	60.80
22436	UBS AG – BOCL European Warrants Nov 2010 A	100,000,000	2010/05/06	2010/11/08	25.00
22438	UBS AG – China Tel European Warrants Sep 2010	100,000,000	2010/05/06	2010/09/27	19.00
22437	UBS AG – CC Bank European Warrants Sep 2010 C	100,000,000	2010/05/06	2010/09/27	15.00
22444	UBS AG – China Life European Warrants Sep 2010 C	200,000,000	2010/05/06	2010/09/16	30.00
22443	UBS AG – China Life European Warrants Nov 2010 A	200,000,000	2010/05/06	2010/11/08	50.00
22439	UBS AG – China Shenhua European Warrants Sep 2010	100,000,000	2010/05/06	2010/09/22	25.00
22440	UBS AG – ICBC European Warrants Nov 2010	100,000,000	2010/05/06	2010/11/08	30.00
22441	UBS AG – PetroChina European Warrants Apr 2011	100,000,000	2010/05/06	2011/04/26	15.00
22442	UBS AG – Tencent Holdings European Warrants Sep 2010	200,000,000	2010/05/06	2010/09/22	30.00
22209#	Credit Suisse AG – Ch LongYuan European Warrants Nov 2010 A	300,000,000	2010/05/06	2010/11/25	26.70
17979#	Deutsche Bank AG – China Mobile European Warrants Oct 2010 A	600,000,000	2010/05/06	2010/10/18	13.20
17446#	Merrill Lynch Int'l & Co. C.V. – Ch Mobile Eur Wt Oct 2010 A	1,000,000,000	2010/05/06	2010/10/11	17.00
22479	Credit Suisse AG – China Coal European Warrants Nov 2010	100,000,000	2010/05/07	2010/11/22	15.00
22478	Credit Suisse AG – HSI European Warrants Aug 2010 D	180,000,000	2010/05/07	2010/08/30	27.00
22482	Credit Suisse AG – HSI European Put Warrants Aug 2010 F	170,000,000	2010/05/07	2010/08/30	25.50
22480	Credit Suisse – Yanzhou Coal European Warrants Nov 2010	100,000,000	2010/05/07	2010/11/15	25.00
22481	Deutsche Bank AG – Ch LongYuan European Warrants Nov 2010	150,000,000	2010/05/07	2010/11/08	37.50
22472	Deutsche Bank AG – China Mobile European Warrants Nov 2010	300,000,000	2010/05/07	2010/11/08	75.00
22473	Goldman Sachs SP (Asia) – HSBC European Warrants Sep 2010 C	200,000,000	2010/05/07	2010/09/29	70.00
22474	Goldman Sachs SP (Asia) – HSBC European Warrants Oct 2010 A	200,000,000	2010/05/07	2010/10/28	58.00
22475	Goldman Sachs SP (Asia) – HSBC European Warrants Oct 2010 B	200,000,000	2010/05/07	2010/10/28	46.00
22476	Goldman Sachs SP (Asia) – HSBC European Warrants Dec 2010 C	200,000,000	2010/05/07	2010/12/30	78.00
22457	HK Bank – Geely Auto European Warrants Nov 2010	100,000,000	2010/05/07	2010/11/08	25.00
22458	HK Bank – Geely Auto European Warrants Dec 2010 A	100,000,000	2010/05/07	2010/12/30	25.00
22483	KBC Fin Products Int'l Ltd. – CC Bank Euro Wts Sep 2010 B	198,000,000	2010/05/07	2010/09/01	29.70
22471	SGA Societe Generale Acceptance N.V. -Ch LongYuan Eu Wt May11	100,000,000	2010/05/07	2011/05/23	15.00
22465	SGA Societe Generale Acceptance N.V. – CLife Eu Wt Sep 2010C	200,000,000	2010/05/07	2010/09/06	80.00
22466	SGA Societe Generale Acceptance N.V. – CLife Eu Wt Sep 2010D	200,000,000	2010/05/07	2010/09/06	60.00
22467	SGA Societe Generale Acceptance N.V. – CLife Eu Wt Oct 2010B	200,000,000	2010/05/07	2010/10/04	50.00
22468	SGA Societe Generale Acceptance N.V. – CLife Eu Wt Nov 2010	200,000,000	2010/05/07	2010/11/08	64.00
22469	SGA Societe Generale Acceptance N.V. – CLife Eu Wt Dec 2010A	200,000,000	2010/05/07	2010/12/06	86.00
22470	SGA Societe Generale Acceptance N.V. – CLife Eu Wt Dec 2010B	200,000,000	2010/05/07	2010/12/06	58.00

# Main Board Warrants

Code	Derivative warrants	No. of			Amount raised (HK\$ mil.)
		issue (units)	Listing date	Expiry	
22460	SGA Societe Generale Acceptance N.V. – HSBC Eu Wt Jul 2011	500,000,000	2010/05/07	2011/07/04	75.00
22461	SGA Societe Generale Acceptance N.V. – HSBC Eu Wt Sep 2011	500,000,000	2010/05/07	2011/09/26	90.00
22462	SGA Societe Generale Acceptance N.V. – HSBC Eu Wt Dec 2011	500,000,000	2010/05/07	2011/12/19	85.00
22459	SGA Societe Generale Acceptance N.V. – HSBC Eu Wt Dec 2010 B	500,000,000	2010/05/07	2010/12/13	95.00
22463	SGA Societe Generale Acceptance N.V. – HSI Eu Put Wt Nov 10A	300,000,000	2010/05/07	2010/11/29	81.00
22464	SGA Societe Generale Acceptance N.V. – HSI Eu Put Wt Dec 10A	300,000,000	2010/05/07	2010/12/30	75.00
22477	UBS AG – A50 China European Warrants Nov 2010 B	100,000,000	2010/05/07	2010/11/22	15.00
20748#	Merrill Lynch Int'l & Co. C.V. -HSI European Warrants Jul10C	500,000,000	2010/05/07	2010/07/29	14.50
20202#	CC Rabobank B.A. – KECL European Warrants Nov 2010	300,000,000	2010/05/07	2010/11/12	22.20
22286#	UBS AG – Ch LongYuan European Warrants Nov 2010 A	200,000,000	2010/05/07	2010/11/22	14.60
22488	BNP Paribas Arbit Issu B.V. – Ch LongYuan Euro Wts Nov10B	100,000,000	2010/05/10	2010/11/18	15.00
22493	Credit Suisse AG – China Mobile European Warrants Oct 2010 A	200,000,000	2010/05/10	2010/10/11	30.00
22492	Credit Suisse AG – CC Bank European Warrants Aug 2010 C	200,000,000	2010/05/10	2010/08/30	30.00
22495	Credit Suisse AG – CNOOC European Put Warrants Nov 2010	200,000,000	2010/05/10	2010/11/15	50.00
22496	Credit Suisse AG – ICBC European Put Warrants Nov 2010	200,000,000	2010/05/10	2010/11/15	50.00
22494	Credit Suisse AG – Tencent Holdings European Put Wts Oct 10	200,000,000	2010/05/10	2010/10/18	30.00
22497	Deutsche Bank AG – CNOOC European Warrants Nov 2010 B	300,000,000	2010/05/10	2010/11/01	45.00
22498	Deutsche Bank AG – HKEx European Warrants Jun 2011 A	300,000,000	2010/05/10	2011/06/27	45.00
22499	Deutsche Bank AG – HSBC European Put Warrants Oct 2011	300,000,000	2010/05/10	2011/10/17	45.00
22500	Deutsche Bank AG – Tencent Holdings European Warrants Oct10A	300,000,000	2010/05/10	2010/10/25	51.00
22485	HK Bank – CC Bank European Warrants Nov 2010 A	160,000,000	2010/05/10	2010/11/11	40.00
22486	HK Bank – CC Bank European Warrants Nov 2010 B	160,000,000	2010/05/10	2010/11/11	40.00
22487	HK Bank – GCL-Poly Energy European Warrants Jun 2011	100,000,000	2010/05/10	2011/06/20	25.00
22484	SGA Societe Generale Acceptance N.V.-ZTE Eu Wt Nov 2010	100,000,000	2010/05/10	2010/11/10	43.00
22491	UBS AG – Ch LongYuan European Warrants Oct 2010	100,000,000	2010/05/10	2010/10/25	15.00
22489	UBS AG – CC Bank European Warrants Oct 2010	100,000,000	2010/05/10	2010/10/27	40.50
22490	UBS AG – Yanzhou Coal European Wts Oct 2010	100,000,000	2010/05/10	2010/10/25	17.00
19016#	Credit Suisse – Ping An European Warrants Dec 2010	400,000,000	2010/05/10	2010/12/28	12.40
22519	Barclays Bank plc – CITBK European Warrants Nov 2010	150,000,000	2010/05/11	2010/11/29	51.00
22520	Barclays Bank plc – China Life European Put Wts Dec 2010	150,000,000	2010/05/11	2010/12/06	39.00
22521	Barclays Bank plc – CM Bank European Warrants Dec 2010 B	150,000,000	2010/05/11	2010/12/13	37.50
22522	Barclays Bank plc – Fushan Energy European Warrants Aug 2011	200,000,000	2010/05/11	2011/08/01	30.00
22514	Barclays Bank plc – A50 China European Warrants Nov 2010 B	100,000,000	2010/05/11	2010/11/22	15.00
22515	Barclays Bank plc – A50 China European Warrants Dec 2010	100,000,000	2010/05/11	2010/12/24	15.00
22516	Barclays Bank plc – A50 China European Put Warrants Jan 2011	100,000,000	2010/05/11	2011/01/24	15.00
22517	Barclays Bank plc – A50 China European Put Warrants Mar 2011	100,000,000	2010/05/11	2011/03/28	15.00
22518	Barclays Bank plc – A50 China European Put Warrants Apr 2011	100,000,000	2010/05/11	2011/04/04	19.00
22510	Barclays Bank plc – HSI European Warrants Sep 2010 F	150,000,000	2010/05/11	2010/09/29	22.50
22511	Barclays Bank plc – HSI European Warrants Sep 2010 G	150,000,000	2010/05/11	2010/09/29	22.50
22509	Barclays Bank plc – HSI European Warrants Nov 2010 D	150,000,000	2010/05/11	2010/11/29	37.50
22512	Barclays Bank plc – HSI European Put Warrants Oct 2010 B	150,000,000	2010/05/11	2010/10/28	24.00
22513	Barclays Bank plc – HSI European Put Warrants Nov 2010 E	150,000,000	2010/05/11	2010/11/29	40.50
22523	Barclays Bank plc – ICBC European Warrants Nov 2010	150,000,000	2010/05/11	2010/11/29	37.50
22501	BNP Paribas Arbit Issu B.V. – R&F Ppt European Wts Feb 2011	100,000,000	2010/05/11	2011/02/02	25.00

# Main Board Warrants

Code	Derivative warrants	No. of issue (units)	Listing date	Expiry	Amount raised (HK\$ mil.)
22535	Credit Suisse AG – A50 China European Warrants Oct 2010 A	200,000,000	2010/05/11	2010/10/04	30.00
22528	Deutsche Bank AG – BYD European Warrants Nov 2010	300,000,000	2010/05/11	2010/11/15	45.00
22529	Deutsche Bank AG – China Life European Warrants Nov 2010 B	300,000,000	2010/05/11	2010/11/15	75.00
22530	Deutsche Bank AG – China Life European Put Wts Sep 2010	200,000,000	2010/05/11	2010/09/20	36.00
22531	Deutsche Bank AG – HKEx European Put Warrants Oct 2010	200,000,000	2010/05/11	2010/10/05	30.00
22503	HK Bank – Angang Steel European Warrants Jan 2011	120,000,000	2010/05/11	2011/01/18	30.00
22504	HK Bank – Fushan Energy European Warrants Nov 2010	120,000,000	2010/05/11	2010/11/11	30.00
22505	HK Bank – R&F Ppt European Warrants May 2011	120,000,000	2010/05/11	2011/05/26	30.00
22506	HK Bank – ICBC European Warrants Nov 2010	160,000,000	2010/05/11	2010/11/25	40.00
22507	Macquarie Bank Ltd. – WISE CSI European Warrants Dec 2010	200,000,000	2010/05/11	2010/12/02	51.20
22532	Macquarie Bank Ltd. – A50 China European Warrants Oct 2010	200,000,000	2010/05/11	2010/10/05	32.00
22508	Macquarie Bank Ltd. – Zhaojin Mining European Warrants Dec10	200,000,000	2010/05/11	2010/12/02	50.60
22524	CC Rabobank B.A. – CNOOC European Warrants Mar 2011	250,000,000	2010/05/11	2011/03/30	37.50
22527	CC Rabobank B.A. – A50 China European Warrants Nov 2010 C	200,000,000	2010/05/11	2010/11/22	30.00
22526	CC Rabobank B.A. – A50 China European Put Warrants Mar 2011	200,000,000	2010/05/11	2011/03/23	30.00
22525	CC Rabobank B.A. – Huaneng Power European Warrants Dec 2010	100,000,000	2010/05/11	2010/12/15	39.00
22502	RB of Scotland N.V. – China Life European Put Wts Nov 2010	150,000,000	2010/05/11	2010/11/15	37.95
22533	UBS AG – Ch LongYuan European Put Warrants Jan 2011	100,000,000	2010/05/11	2011/01/24	15.00
22534	UBS AG – A50 China European Put Warrants Jan 2011	100,000,000	2010/05/11	2011/01/24	15.00
21317#	BNP Paribas Arbit Issu B.V. – HSBC European Wts Aug 2010 B	200,000,000	2010/05/11	2010/08/16	21.20
19426#	Credit Suisse AG – BOCL European Warrants Feb 2013	800,000,000	2010/05/11	2013/02/25	36.00
19013#	Credit Suisse – ICBC European Warrants Dec 2010 C	1,000,000,000	2010/05/11	2010/12/06	19.00
17932#	UBS AG – HSBC European Warrants Sep 2010 C	200,000,000	2010/05/11	2010/09/20	10.80
20914#	UBS AG – HSI European Warrants Jun 2010 E	300,000,000	2010/05/11	2010/06/29	13.20
22560	Deutsche Bank AG – BOCL European Warrants Nov 2010 B	200,000,000	2010/05/12	2010/11/15	50.00
22561	Deutsche Bank AG – CC Bank European Warrants Oct 2010	200,000,000	2010/05/12	2010/10/18	34.00
10966	Deutsche Bank AG – EUR/USD European Put Warrants Nov 2010	50,000,000	2010/05/12	2010/11/15	12.50
22565	Deutsche Bank AG – HSI European Warrants Nov 2010 E	300,000,000	2010/05/12	2010/11/29	84.00
22566	Deutsche Bank AG – HSI European Warrants Sep 2010 F	300,000,000	2010/05/12	2010/09/29	48.00
22562	Deutsche Bank AG – HSI European Put Warrants Aug 2010 I	300,000,000	2010/05/12	2010/08/30	45.00
22563	Deutsche Bank AG – HSI European Put Warrants Aug 2010 J	300,000,000	2010/05/12	2010/08/30	48.00
22564	Deutsche Bank AG – Sinopharm European Warrants Nov 2010	150,000,000	2010/05/12	2010/11/15	85.50
22556	J P Morgan SP BV – Ch LongYuan European Warrants Dec 2010	200,000,000	2010/05/12	2010/12/20	50.00
22554	J P Morgan SP BV – CC Bank Euro Put Wts Nov 2010	80,000,000	2010/05/12	2010/11/12	37.60
22555	J P Morgan SP BV – China Life European Put Warrants Nov 2010	100,000,000	2010/05/12	2010/11/12	25.00
22557	J P Morgan SP BV – CPIC European Warrants Nov 2010	100,000,000	2010/05/12	2010/11/12	25.00
22559	J P Morgan SP BV – A50 China European Put Warrants Feb 2011	200,000,000	2010/05/12	2011/02/28	50.00
22558	J P Morgan SP BV – HSBC European Put Warrants Nov 2010 B	80,000,000	2010/05/12	2010/11/12	20.00
22567	KBC Fin Products Int'l Ltd. – BOCL European Wts Nov 2010 A	158,000,000	2010/05/12	2010/11/12	45.82
22568	KBC Fin Products Int'l Ltd. – BOCL European Wts Nov 2010 B	158,000,000	2010/05/12	2010/11/12	39.50
22571	KBC Fin Products Int'l Ltd. – Ch Overseas Euro Wts Dec 2010	100,000,000	2010/05/12	2010/12/01	25.00
22573	KBC Fin Products Int'l Ltd. - China Overseas Eu Put Wt Nov10	108,000,000	2010/05/12	2010/11/12	27.00
22569	KBC Fin Products Int'l Ltd. – China Life Euro Wts Oct 2010 C	208,000,000	2010/05/12	2010/10/04	67.60
22570	KBC Fin Products Int'l Ltd. – China Life Euro Wts Oct 2010 D	258,000,000	2010/05/12	2010/10/04	49.54

# Main Board Warrants

Code	Derivative warrants	No. of issue (units)	Listing date	Expiry	Amount raised (HK\$ mil.)
22575	KBC Fin Products Int'l Ltd. – A50 Ch European Put Wts Dec 10	88,000,000	2010/05/12	2010/12/28	22.00
22576	KBC Fin Products Int'l Ltd. – A50 Ch European Put Wts Apr 11	88,000,000	2010/05/12	2011/04/01	13.20
22572	KBC Fin Products Int'l Ltd. – ICBC European Wts Oct 2010 D	228,000,000	2010/05/12	2010/10/04	77.52
22574	KBC Fin Products Int'l Ltd. – SHK Ppt Euro Put Wts Dec 2010	108,000,000	2010/05/12	2010/12/01	27.00
22546	Macquarie Bank Ltd. – Air China European Warrants Dec 2010	250,000,000	2010/05/12	2010/12/31	62.75
22547	Macquarie Bank Ltd. – China Life European Wts Sep 2010 B	250,000,000	2010/05/12	2010/09/06	38.00
22548	Macquarie Bank Ltd. – China Life European Wts Dec 2010	250,000,000	2010/05/12	2010/12/02	63.25
22549	Macquarie Bank Ltd. – Esprit European Warrants Dec 2010	250,000,000	2010/05/12	2010/12/30	125.25
22550	Macquarie Bank Ltd. – Geely Auto European Warrants Nov 2010	250,000,000	2010/05/12	2010/11/12	72.50
22551	Macquarie Bank Ltd. -Sino Ocean Land European Warrants Nov10	100,000,000	2010/05/12	2010/11/30	41.50
22552	Macquarie Bank Ltd. – Tencent European Warrants Apr 2011	250,000,000	2010/05/12	2011/04/07	62.50
22553	Macquarie Bank Ltd. – ZTE European Warrants Nov 2010	250,000,000	2010/05/12	2010/11/17	74.25
22538	RB of Scotland N.V. – A50 China European Warrants Oct 2010	300,000,000	2010/05/12	2010/10/05	45.30
22540	RB of Scotland N.V. – A50 China European Put Wts Mar 2011	300,000,000	2010/05/12	2011/03/30	46.20
10965	RB of Scotland N.V. – Gold European Warrants Dec 2010	100,000,000	2010/05/12	2010/12/30	25.30
22537	RB of Scotland N.V. – HSI European Warrants Nov 2010 C	400,000,000	2010/05/12	2010/11/29	101.20
22539	RB of Scotland N.V. – HSI European Put Warrants Aug 2010 E	400,000,000	2010/05/12	2010/08/30	60.00
22541	SGA Societe Generale Acceptance N.V. – Ch Mob Eu Wt Nov 2010	80,000,000	2010/05/12	2010/11/22	47.20
22542	SGA Societe Generale Acceptance N.V. – CP&CC Eur Wt Nov 2010	100,000,000	2010/05/12	2010/11/22	60.00
22545	SGA Societe Generale Acceptance N.V.-A50 Ch Eu Put Wt Apr 11	300,000,000	2010/05/12	2011/04/13	75.00
22543	SGA Societe Generale Acceptance N.V. – HSI Eur Wt Sep 2010 I	300,000,000	2010/05/12	2010/09/29	45.00
22544	SGA Societe Generale Acceptance N.V. – HSI Eur Wt Oct 2010 F	300,000,000	2010/05/12	2010/10/28	45.00
22536	UBS AG – A50 China European Warrants Oct 2010	100,000,000	2010/05/12	2010/10/04	15.00
18325#	Merrill Lynch Int'l & Co. C.V. – HSBC Euro Wts Oct 2010	500,000,000	2010/05/12	2010/10/25	19.50
20323#	Merrill Lynch Int'l & Co. C.V. – Tencent European Wts Aug10A	300,000,000	2010/05/12	2010/08/02	13.80
22577	BNP Paribas Arbit Issu B.V. – HSBC European Wts Nov 2010 B	200,000,000	2010/05/13	2010/11/25	60.00
22589	Credit Suisse AG – BOCL European Warrants Oct 2010 B	200,000,000	2010/05/13	2010/10/25	30.00
22606	Credit Suisse AG – BYD European Warrants Nov 2010	200,000,000	2010/05/13	2010/11/15	30.00
22607	Credit Suisse AG – CNOOC European Warrants Dec 2010	200,000,000	2010/05/13	2010/12/13	30.00
22610	Credit Suisse AG – HKEx European Warrants Sep 2010	200,000,000	2010/05/13	2010/09/27	30.00
22609	Credit Suisse AG – HSBC European Put Warrants Aug 2010	200,000,000	2010/05/13	2010/08/30	30.00
22611	Credit Suisse AG – HSI European Warrants Aug 2010 H	200,000,000	2010/05/13	2010/08/30	30.00
22588	Credit Suisse AG – HSI European Put Warrants Aug 2010 G	210,000,000	2010/05/13	2010/08/30	31.50
22608	Credit Suisse AG – ICBC European Warrants Oct 2010 B	200,000,000	2010/05/13	2010/10/04	30.00
22602	Deutsche Bank AG – CC Bank European Warrants Nov 2010 A	200,000,000	2010/05/13	2010/11/22	118.00
22603	Deutsche Bank AG – CNOOC European Put Warrants Dec 2010	200,000,000	2010/05/13	2010/12/21	40.00
22605	Deutsche Bank AG – A50 China European Warrants Oct 2010	300,000,000	2010/05/13	2010/10/05	45.00
22604	Deutsche Bank AG – HSBC European Warrants Sep 2011 B	300,000,000	2010/05/13	2011/09/19	45.00
22581	HK Bank – CHALCO European Warrants Jun 2011	150,000,000	2010/05/13	2011/06/29	37.50
22582	HK Bank – China Coal European Warrants Jan 2011	120,000,000	2010/05/13	2011/01/17	18.00
22583	HK Bank – Esprit European Warrants Nov 2010	150,000,000	2010/05/13	2010/11/15	39.00
22584	HK Bank – HWL European Warrants Nov 2010	150,000,000	2010/05/13	2010/11/15	37.50
22585	HK Bank – Maanshan Iron European Warrants Nov 2010	100,000,000	2010/05/13	2010/11/15	25.00
22595	KBC Fin Products Int'l Ltd. – CC Bank Euro Put Wts Nov 2010C	108,000,000	2010/05/13	2010/11/15	27.00

# Main Board Warrants

Code	Derivative warrants	No. of			Amount raised (HK\$ mil.)
		issue (units)	Listing date	Expiry	
22593	KBC Fin Products Int'l Ltd. – CNOOC European Wts Dec 2010A	108,000,000	2010/05/13	2010/12/15	16.20
22596	KBC Fin Products Int'l Ltd. – CNOOC Euro Put Wts Jan 2011 A	100,000,000	2010/05/13	2011/01/03	20.00
22594	KBC Fin Products Int'l Ltd. – Henderson Land Dev Eu Wt Nov10	50,000,000	2010/05/13	2010/11/15	12.50
22597	KBC Fin Products Int'l Ltd. – Henderson Land Eu Put Wt Nov10	50,000,000	2010/05/13	2010/11/15	22.00
22598	KBC Fin Products Int'l Ltd. – HSBC Euro Put Wts Nov 2010 B	108,000,000	2010/05/13	2010/11/23	27.00
22599	KBC Fin Products Int'l Ltd. – HSI Euro Put Wts Aug 2010	200,000,000	2010/05/13	2010/08/30	30.00
22600	KBC Fin Products Int'l Ltd. – HSI Euro Put Wts Nov 2010 D	200,000,000	2010/05/13	2010/11/29	50.00
22601	KBC Fin Products Int'l Ltd. – HSI Euro Put Wts Nov 2010 E	200,000,000	2010/05/13	2010/11/29	50.00
22578	Macquarie Bank Ltd. – Angang Steel European Wts Jan 2011	200,000,000	2010/05/13	2011/01/04	50.00
22587	Macquarie Bank Ltd. – China Agri European Warrants Dec 2010	200,000,000	2010/05/13	2010/12/30	50.00
22580	Macquarie Bank Ltd. – HSI European Put Warrants Nov 2010	300,000,000	2010/05/13	2010/11/29	75.60
22579	Macquarie Bank Ltd. – HSI European Warrants Sep 2010 B	300,000,000	2010/05/13	2010/09/29	45.30
22586	CC Rabobank B.A. – HSI European Warrants Oct 2010	200,000,000	2010/05/13	2010/10/28	30.00
22590	CC Rabobank B.A. – HSI European Put Warrants Oct 2010	200,000,000	2010/05/13	2010/10/28	36.00
22591	UBS AG – China Mobile European Warrants Oct 2011	200,000,000	2010/05/13	2011/10/11	30.00
22592	UBS AG – Sinopec Corp European Warrants Nov 2010	100,000,000	2010/05/13	2010/11/15	25.00
21164#	Credit Suisse AG – A50 China European Warrants Jul 2010 B	200,000,000	2010/05/13	2010/07/26	10.00
18364#	SGA Societe Generale Acceptance N.V. – HSBC Eu Wt Sep 2010 A	500,000,000	2010/05/13	2010/09/22	22.00
18365#	SGA Societe Generale Acceptance N.V. – HSBC Eu Wt Nov 2010 A	500,000,000	2010/05/13	2010/11/01	18.50
22627	BOCI Asia Ltd. – A50 China European Warrants Nov 2010	100,000,000	2010/05/14	2010/11/15	50.00
22625	BOCI Asia Ltd. – Mongolia Energy European Warrants Nov 2010	100,000,000	2010/05/14	2010/11/15	50.00
22626	BOCI Asia Ltd. – Tencent Holdings European Warrants Feb 2011	100,000,000	2010/05/14	2011/02/21	25.00
22637	BNP Paribas Arbit Issu B.V. – Ch Mobile Euro Wts Nov 2010	200,000,000	2010/05/14	2010/11/29	110.00
22638	BNP Paribas Arbit Issu B.V. – Ch Mobile Euro Wts Oct 2011	200,000,000	2010/05/14	2011/10/11	30.00
22641	BNP Paribas Arbit Issu B.V. – HSBC European Put Wts Apr 2011	100,000,000	2010/05/14	2011/04/28	25.00
22639	BNP Paribas Arbit Issu B.V. – HSBC European Wts Nov 2010 C	200,000,000	2010/05/14	2010/11/29	76.00
22640	BNP Paribas Arbit Issu B.V. – HSBC European Wts Dec 2010 D	200,000,000	2010/05/14	2010/12/21	30.00
22642	BNP Paribas Arbit Issu B.V. – HSBC European Wts Sep 2011 B	200,000,000	2010/05/14	2011/09/19	30.00
22644	BNP Paribas Arbit Issu B.V. – HSI European Wts Oct 2010	200,000,000	2010/05/14	2010/10/28	30.00
22653	BNP Paribas Arbit Issu B.V. – HSI Euro Put Wts Oct 2010 A	200,000,000	2010/05/14	2010/10/28	54.00
22654	BNP Paribas Arbit Issu B.V. – HSI Euro Put Wts Nov 2010	200,000,000	2010/05/14	2010/11/29	50.00
22645	BNP Paribas Arbit Issu B.V. – HSI European Wts Nov 2010 A	200,000,000	2010/05/14	2010/11/29	54.00
22646	BNP Paribas Arbit Issu B.V. – HSI European Wts Nov 2010 B	200,000,000	2010/05/14	2010/11/29	50.00
22643	BNP Paribas Arbit Issu B.V. – Shimao Ppt European Wts Mar 11	200,000,000	2010/05/14	2011/03/07	50.00
22636	Credit Suisse AG – Ch LongYuan European Warrants Dec 2010 B	200,000,000	2010/05/14	2010/12/20	50.00
22634	Credit Suisse AG – HSI European Put Warrants Aug 2010 I	180,000,000	2010/05/14	2010/08/30	27.00
22635	Credit Suisse AG – Zijin Mining European Warrants Jan 2011	200,000,000	2010/05/14	2011/01/31	30.00
22631	Deutsche Bank AG – A50 China European Put Wts Apr 2011	200,000,000	2010/05/14	2011/04/12	50.00
22649	HK Bank – HSI European Warrants Dec 2010 D	150,000,000	2010/05/14	2010/12/30	37.50
22650	HK Bank – HSI European Warrants Dec 2010 E	150,000,000	2010/05/14	2010/12/30	37.50
22651	HK Bank – HSI European Warrants Dec 2010 F	150,000,000	2010/05/14	2010/12/30	37.50
22656	HK Bank – HSI European Put Warrants Dec 2010 G	150,000,000	2010/05/14	2010/12/30	37.50
22657	HK Bank – HSI European Put Warrants Dec 2010 H	150,000,000	2010/05/14	2010/12/30	37.50
22658	HK Bank – HSI European Put Warrants Dec 2010 I	150,000,000	2010/05/14	2010/12/30	37.50

# Main Board Warrants

Code	Derivative warrants	No. of issue (units)	Listing date	Expiry	Amount raised (HK\$ mil.)
22628	Macquarie Bank Ltd. – Alibaba European Warrants Jan 2011	300,000,000	2010/05/14	2011/01/31	75.90
22619	RB of Scotland N.V. – CC Bank European Warrants Oct 2012	250,000,000	2010/05/14	2012/10/29	38.25
22618	RB of Scotland N.V. – Ch Comm Cons European Wts Dec 2011	250,000,000	2010/05/14	2011/12/30	62.75
22620	RB of Scotland N.V. – HKEx European Warrants Dec 2010	250,000,000	2010/05/14	2010/12/06	38.75
22623	RB of Scotland N.V. – ICBC European Warrants Dec 2012	250,000,000	2010/05/14	2012/12/10	37.50
22621	RB of Scotland N.V. – PetroChina European Warrants May 2011	250,000,000	2010/05/14	2011/05/05	37.75
22622	RB of Scotland N.V. – PetroChina European Warrants Jun 2011	250,000,000	2010/05/14	2011/06/21	49.00
22624	RB of Scotland N.V. – Tencent Holdings European Wts Nov 10A	250,000,000	2010/05/14	2010/11/29	64.50
22612	SGA Societe Generale Acceptance N.V. – BOCL Eu Wt Nov 2010 B	120,000,000	2010/05/14	2010/11/15	33.60
22613	SGA Societe Generale Acceptance N.V. – BOCL Eu Wt Nov 2010 C	120,000,000	2010/05/14	2010/11/17	22.80
22614	SGA Societe Generale Acceptance N.V. – CCB Eur Wt Oct 2010 A	80,000,000	2010/05/14	2010/10/04	16.00
22615	SGA Societe Generale Acceptance N.V. – HKEx Eu Wt Jun 2011	300,000,000	2010/05/14	2011/06/15	45.00
22616	SGA Societe Generale Acceptance N.V. – HWL Eur Wt Oct 2010	100,000,000	2010/05/14	2010/10/27	16.00
22617	SGA Societe Generale Acceptance N.V. – ICBC Eu Wt Sep 2010 E	120,000,000	2010/05/14	2010/09/08	31.20
22632	UBS AG – HSBC European Warrants Oct 2010 B	100,000,000	2010/05/14	2010/10/25	15.00
22633	UBS AG – HSBC European Warrants Nov 2010 B	100,000,000	2010/05/14	2010/11/15	37.00
22647	UBS AG – HSI European Warrants Aug 2010 F	200,000,000	2010/05/14	2010/08/30	32.00
22648	UBS AG – HSI European Warrants Aug 2010 G	200,000,000	2010/05/14	2010/08/30	54.00
22655	UBS AG – HSI European Put Warrants Aug 2010 H	200,000,000	2010/05/14	2010/08/30	30.00
22629	UBS AG – Tencent Holdings European Warrants Oct 2010 A	200,000,000	2010/05/14	2010/10/04	30.00
22630	UBS AG – Tencent Holdings European Warrants Nov 2010 A	200,000,000	2010/05/14	2010/11/15	50.00
18884#	UBS AG – China Mobile European Warrants Nov 2010	500,000,000	2010/05/14	2010/11/29	18.00
22663	BOCI Asia Ltd. – China Mobile European Warrants Aug 2010	100,000,000	2010/05/17	2010/08/30	15.00
22664	BOCI Asia Ltd. – China Mobile European Warrants Oct 2011	100,000,000	2010/05/17	2011/10/18	15.00
22665	BOCI Asia Ltd. – China Mobile European Put Warrants Dec 2010	100,000,000	2010/05/17	2010/12/06	50.00
22666	BOCI Asia Ltd. – China Life European Warrants Nov 2010	100,000,000	2010/05/17	2010/11/24	25.00
22667	BOCI Asia Ltd. – HSBC European Put Warrants Jul 2012	100,000,000	2010/05/17	2012/07/16	25.00
22662	BOCI Asia Ltd. – HSI European Put Warrants Nov 2010	100,000,000	2010/05/17	2010/11/29	25.00
22661	BOCI Asia Ltd. – HSI European Warrants Dec 2010 B	100,000,000	2010/05/17	2010/12/30	25.00
22672	CC Rabobank B.A. – Angang Steel European Warrants Nov 2010	150,000,000	2010/05/17	2010/11/29	37.50
22673	CC Rabobank B.A. – China EB Ltd European Warrants Nov 2010	100,000,000	2010/05/17	2010/11/29	25.00
22680	CC Rabobank B.A. – CC Bank European Put Warrants Dec 2010	100,000,000	2010/05/17	2010/12/30	39.00
22674	CC Rabobank B.A. – China Life European Warrants Nov 2010 A	100,000,000	2010/05/17	2010/11/29	57.00
22675	CC Rabobank B.A. – China Life European Warrants Dec 2010	200,000,000	2010/05/17	2010/12/22	58.00
22681	CC Rabobank B.A. – China Life European Put Warrants Dec 2010	100,000,000	2010/05/17	2010/12/30	25.00
22676	CC Rabobank B.A. – China Ship Dev European Warrants Nov 2010	150,000,000	2010/05/17	2010/11/29	37.50
22669	CC Rabobank B.A. – HSBC European Put Warrants Dec 2010 H	100,000,000	2010/05/17	2010/12/30	48.00
22670	CC Rabobank B.A. – HSI European Warrants Nov 2010 A	200,000,000	2010/05/17	2010/11/29	58.00
22671	CC Rabobank B.A. – HSI European Warrants Nov 2010 B	200,000,000	2010/05/17	2010/11/29	50.00
22678	CC Rabobank B.A. – HSI European Put Warrants Dec 2010 A	200,000,000	2010/05/17	2010/12/30	50.00
22679	CC Rabobank B.A. – HSI European Put Warrants Dec 2010 B	200,000,000	2010/05/17	2010/12/30	56.00
22668	CC Rabobank B.A. – ICBC European Put Warrants Dec 2010	100,000,000	2010/05/17	2010/12/30	25.00
22677	CC Rabobank B.A. – Xinao Gas European Warrants Nov 2010	100,000,000	2010/05/17	2010/11/29	45.00
22652	SGA Societe Generale Acceptance N.V. -HSCEI Eu Put Wt Dec 10	300,000,000	2010/05/17	2010/12/30	75.00

# Main Board Warrants

Code	Derivative warrants	No. of			Amount raised (HK\$ mil.)
		issue (units)	Listing date	Expiry	
22659	SGA Societe Generale Acceptance N.V. – HSI Eu Put Wt Nov 10B	300,000,000	2010/05/17	2010/11/29	75.00
22660	SGA Societe Generale Acceptance N.V. – HSI Eu Put Wt Dec 10B	300,000,000	2010/05/17	2010/12/30	75.00
22682	UBS AG – HSBC European Warrants Jun 2011 B	200,000,000	2010/05/17	2011/06/27	30.00
21136#	Citigroup Global Mkt H Inc. – A50 China Euro Wts Jan 2011 B	200,000,000	2010/05/17	2011/01/11	10.20
20716#	Deutsche Bank AG – Tencent Holdings European Warrants Aug10A	300,000,000	2010/05/17	2010/08/02	15.90
22693	BOCI Asia Ltd. – Ch Overseas European Warrants Feb 2011	100,000,000	2010/05/18	2011/02/16	25.00
22694	BOCI Asia Ltd. – China Shenhua European Warrants Jan 2011	100,000,000	2010/05/18	2011/01/12	50.00
22695	BOCI Asia Ltd. – HSBC European Warrants Dec 2011	100,000,000	2010/05/18	2011/12/19	15.00
22696	BOCI Asia Ltd. – Nine Dragons European Warrants Jan 2011	100,000,000	2010/05/18	2011/01/26	25.00
22697	BOCI Asia Ltd. – PetroChina European Warrants May 2011	100,000,000	2010/05/18	2011/05/03	15.00
22719	Credit Suisse AG – HSI European Warrants Sep 2010 A	200,000,000	2010/05/18	2010/09/29	30.00
22718	Credit Suisse AG – HSI European Put Warrants Aug 2010 J	180,000,000	2010/05/18	2010/08/30	27.00
22714	Deutsche Bank AG – BYD European Warrants Jun 2011	200,000,000	2010/05/18	2011/06/13	30.00
22715	Deutsche Bank AG – ICBC European Warrants Nov 2010	150,000,000	2010/05/18	2010/11/01	70.50
22705	Deutsche Bank AG – Sands China European Warrants Nov 2010	100,000,000	2010/05/18	2010/11/22	25.00
22706	Deutsche Bank AG – Sands China European Warrants Dec 2010	100,000,000	2010/05/18	2010/12/20	25.00
22707	Deutsche Bank AG – Wynn Macau European Warrants Nov 2010	100,000,000	2010/05/18	2010/11/22	25.00
22699	J P Morgan SP BV – Angang Steel European Warrants Nov 2010	188,000,000	2010/05/18	2010/11/18	47.00
22700	J P Morgan SP BV – China Coal European Warrants Nov 2010	188,000,000	2010/05/18	2010/11/18	47.00
22701	J P Morgan SP BV – China Life European Warrants Nov 2010	100,000,000	2010/05/18	2010/11/18	25.00
22702	J P Morgan SP BV – Sinopec Corp European Warrants Nov 2010	80,000,000	2010/05/18	2010/11/18	28.00
22703	J P Morgan SP BV – Chi Res Land European Warrants Nov 2010	188,000,000	2010/05/18	2010/11/18	47.00
22704	J P Morgan SP BV – Skyworth Digital European Warrants Mar 11	200,000,000	2010/05/18	2011/03/28	50.00
22708	KBC Fin Products Int'l Ltd. – HSCEI Euro Wts Nov 2010	100,000,000	2010/05/18	2010/11/29	25.00
22713	KBC Fin Products Int'l Ltd. – HSCEI Euro Put Wts Nov 2010	100,000,000	2010/05/18	2010/11/29	25.00
22709	KBC Fin Products Int'l Ltd. – HSI European Wts Sep 2010 K	200,000,000	2010/05/18	2010/09/29	30.00
22710	KBC Fin Products Int'l Ltd. – HSI European Wts Nov 2010 F	200,000,000	2010/05/18	2010/11/29	50.00
22711	KBC Fin Products Int'l Ltd. – HSI European Wts Nov 2010 G	200,000,000	2010/05/18	2010/11/29	50.00
22712	KBC Fin Products Int'l Ltd. – HSI European Wts Dec 2010 B	200,000,000	2010/05/18	2010/12/30	56.00
22716	KBC Fin Products Int'l Ltd. – HSI Euro Put Wts Dec 2010 C	200,000,000	2010/05/18	2010/12/30	50.00
22717	KBC Fin Products Int'l Ltd. – HSI Euro Put Wts Dec 2010 D	200,000,000	2010/05/18	2010/12/30	50.00
22698	Macquarie Bank Ltd. – CNBM European Warrants Dec 2010	300,000,000	2010/05/18	2010/12/22	45.30
22685	Nomura Int'l plc – Ch LongYuan European Warrants Oct 2010	200,000,000	2010/05/18	2010/10/25	32.00
22686	Nomura Int'l plc – Ch LongYuan European Warrants Nov 2010	200,000,000	2010/05/18	2010/11/24	30.00
22687	Nomura Int'l plc – CC Bank European Warrants Dec 2010 A	150,000,000	2010/05/18	2010/12/31	67.20
22692	Nomura Int'l plc – CPIC European Warrants Nov 2010	150,000,000	2010/05/18	2010/11/30	37.50
22690	Nomura Int'l plc – Chi Res Land European Warrants Nov 2010	100,000,000	2010/05/18	2010/11/30	25.20
22691	Nomura Int'l plc – Chi Res Land European Warrants Apr 2011	100,000,000	2010/05/18	2011/04/29	29.80
22688	Nomura Int'l plc – China Shenhua European Warrants Nov 2010	100,000,000	2010/05/18	2010/11/30	25.00
22683	Nomura Int'l plc – Hutchison European Warrants Dec 2010 A	100,000,000	2010/05/18	2010/12/31	27.00
22684	Nomura Int'l plc – JIANC European Warrants Dec 2010 A	100,000,000	2010/05/18	2010/12/31	25.00
22689	Nomura Int'l plc – Sinopharm European Warrants Jan 2011	100,000,000	2010/05/18	2011/01/31	37.60
21491#	KBC Fin Products Int'l Ltd. – A50 Ch Euro Wts Nov 2010 B	500,000,000	2010/05/18	2010/11/22	53.50
22729	BOCI Asia Ltd. – Cheung Kong European Warrants Nov 2010	100,000,000	2010/05/19	2010/11/30	50.00



# Main Board Warrants

Code	Derivative warrants	No. of issue (units)	Listing date	Expiry	Amount raised (HK\$ mil.)
22728	BOCI Asia Ltd. – Evergrande European Warrants Feb 2011	100,000,000	2010/05/19	2011/02/25	50.00
22749	BNP Paribas Arbit Issu B.V. – Ch Mobile Euro Wts Oct 2010	200,000,000	2010/05/19	2010/10/20	42.00
22732	Citigroup Global Mkt H Inc. – BYD European Warrants Jun 11B	250,000,000	2010/05/19	2011/06/08	37.50
22735	Citigroup Global Mkt H Inc. – CITIC Pacific Eu Wt Jul 2011	120,000,000	2010/05/19	2011/07/25	30.00
22733	Citigroup Global Mkt H Inc. – Cathay Pacific Eur Wt May 2011	100,000,000	2010/05/19	2011/05/25	25.00
22734	Citigroup Global Mkt H Inc. – Chi Res Land European Wt Jun11	100,000,000	2010/05/19	2011/06/27	25.00
22740	Citigroup Global Mkt H Inc. – A50 China Euro Wts Oct 2010	100,000,000	2010/05/19	2010/10/04	15.00
22736	Citigroup Global Mkt H Inc. – Henganintl European Wts Mar11	100,000,000	2010/05/19	2011/03/28	25.00
22737	Citigroup Global Mkt H Inc. – Jiangxi Copper Euro Wts Oct10	120,000,000	2010/05/19	2010/10/29	18.00
22738	Citigroup Global Mkt H Inc. – Li Ning European Wts Jul 2011	100,000,000	2010/05/19	2011/07/25	25.00
22739	Citigroup Global Mkt H Inc. – PetroChina Euro Wts May 2011	160,000,000	2010/05/19	2011/05/06	24.00
22731	J P Morgan SP BV – A50 China European Warrants Sep 2010 B	200,000,000	2010/05/19	2010/09/28	30.00
22730	J P Morgan SP BV – HSBC European Warrants Sep 2011 A	388,000,000	2010/05/19	2011/09/19	62.86
22748	KBC Fin Products Int'l Ltd. – A50 Ch Euro Wts Oct 2010 C	128,000,000	2010/05/19	2010/10/05	19.20
22746	KBC Fin Products Int'l Ltd. – PetroChina Euro Wts Jun 2011	200,000,000	2010/05/19	2011/06/15	30.00
22747	KBC Fin Products Int'l Ltd. – SHK Ppt European Wts Dec 2010	128,000,000	2010/05/19	2010/12/06	19.20
22744	Macquarie Bank Ltd. – Sh Petrochem European Wts Nov 2010	200,000,000	2010/05/19	2010/11/19	50.00
22720	SGA Societe Generale Acceptance N.V. – BOCL Eu Wt Oct 2010 A	120,000,000	2010/05/19	2010/10/18	20.40
22721	SGA Societe Generale Acceptance N.V. – BOCL Eu Wt Oct 2010 B	120,000,000	2010/05/19	2010/10/20	18.00
22722	SGA Societe Generale Acceptance N.V. – CITBK Euro Wt Oct10B	120,000,000	2010/05/19	2010/10/06	18.00
22723	SGA Societe Generale Acceptance N.V. – CMB Euro Wts Dec 2010	120,000,000	2010/05/19	2010/12/22	19.20
22724	SGA Societe Generale Acceptance N.V. – Ch Mob Eu Wt Aug 10C	100,000,000	2010/05/19	2010/08/30	20.00
22743	UBS AG – China Life European Warrants Nov 2010 B	200,000,000	2010/05/19	2010/11/29	30.00
22727	UBS AG – CM Bank European Warrants Dec 2010 B	100,000,000	2010/05/19	2010/12/06	15.00
22726	UBS AG – R&F Ppt European Warrants Jan 2011	100,000,000	2010/05/19	2011/01/31	15.00
22741	UBS AG – HSCEI European Warrants Dec 2010	50,000,000	2010/05/19	2010/12/30	12.50
22745	UBS AG – HSCEI European Put Warrants Dec 2010	50,000,000	2010/05/19	2010/12/30	12.50
22725	UBS AG – HSI European Warrants Nov 2010 A	200,000,000	2010/05/19	2010/11/29	30.00
22742	UBS AG – HSI European Warrants Nov 2010 B	200,000,000	2010/05/19	2010/11/29	50.00
20511#	BNP Paribas Arbit Issu B.V. – CC Bank Euro Wts Aug 2010 B	100,000,000	2010/05/19	2010/08/02	14.10
20254#	SGA Societe Generale Acceptance N.V. – A50 Ch Eu Wt Jul 10B	400,000,000	2010/05/19	2010/07/12	10.00
22755	Deutsche Bank AG – China Mobile European Put Wts Jun 2011	200,000,000	2010/05/20	2011/06/07	30.00
22756	Deutsche Bank AG – China Shenhua European Warrants Nov 2010	100,000,000	2010/05/20	2010/11/29	40.00
10967	Deutsche Bank AG – Gold European Warrants Nov 2010	50,000,000	2010/05/20	2010/11/30	12.50
22761	Goldman Sachs SP (Asia) – China Mobile Euro Wts Nov 2010	200,000,000	2010/05/20	2010/11/29	110.00
22762	Goldman Sachs SP (Asia) – China Mobile Euro Wts Dec 2010	200,000,000	2010/05/20	2010/12/30	74.00
22763	Goldman Sachs SP (Asia) – China Life Euro Wts Sep 2010 B	200,000,000	2010/05/20	2010/09/02	44.00
22764	Goldman Sachs SP (Asia) – China Life Euro Wts Sep 2010 C	200,000,000	2010/05/20	2010/09/29	36.00
22765	Goldman Sachs SP (Asia) – China Life Euro Wts Nov 2010 B	200,000,000	2010/05/20	2010/11/29	62.00
22760	Goldman Sachs SP (Asia) – China Mobile Euro Wts Oct 2010 C	200,000,000	2010/05/20	2010/10/28	76.00
22752	Macquarie Bank Ltd. – Country Garden European Warrants Nov10	88,000,000	2010/05/20	2010/11/22	22.35
22751	Macquarie Bank Ltd. – China Overseas European Wts Nov 2010	200,000,000	2010/05/20	2010/11/24	30.60
22753	Macquarie Bank Ltd. – Franshion PPT European Warrants Nov 10	88,000,000	2010/05/20	2010/11/22	22.35
22750	Macquarie Bank Ltd. – China Mengniu European Wts Nov 2010	200,000,000	2010/05/20	2010/11/22	50.20

# Main Board Warrants

Code	Derivative warrants	No. of issue (units)	Listing date	Expiry	Amount raised (HK\$ mil.)
22754	Macquarie Bank Ltd. – Nine Dragons European Wts Jan 2011	200,000,000	2010/05/20	2011/01/17	30.40
22757	RB of Scotland N.V. – China Life European Wts Nov 2010 A	150,000,000	2010/05/20	2010/11/30	56.25
22758	RB of Scotland N.V. – China Life European Wts Nov 2010 B	150,000,000	2010/05/20	2010/11/22	40.05
22759	RB of Scotland N.V. – ICBC European Warrants Nov 2010	100,000,000	2010/05/20	2010/11/30	41.20
19859#	Credit Suisse AG – HSBC European Wts Sep 2010 B	300,000,000	2010/05/20	2010/09/20	12.00
21748#	Credit Suisse AG – Tencent Holdings European Wts Aug 2010 C	200,000,000	2010/05/20	2010/08/30	16.00
20715#	Deutsche Bank AG – A50 China European Warrants Aug 2010 A	300,000,000	2010/05/20	2010/08/02	14.10
22424#	UBS AG – HSI European Warrants Aug 2010 C	300,000,000	2010/05/20	2010/08/30	39.60
22779	BNP Paribas Arbit Issu B.V. – Ch Mobile Euro Wts Nov 2012	200,000,000	2010/05/24	2012/11/02	50.00
22778	BNP Paribas Arbit Issu B.V. – A50 China Euro Wts May 2012	200,000,000	2010/05/24	2012/05/02	52.00
22780	BNP Paribas Arbit Issu B.V. – HSBC European Wts Feb 2013	200,000,000	2010/05/24	2013/02/01	50.00
22781	BNP Paribas Arbit Issu B.V. – HSI European Wts Jul 2011	200,000,000	2010/05/24	2011/07/28	50.00
22767	Citigroup Global Mkt H Inc.-Alibaba European Warrants Jan11B	120,000,000	2010/05/24	2011/01/28	19.20
22768	Citigroup Global Mkt H Inc. – Minsheng Bank Euro Wts Mar 11	100,000,000	2010/05/24	2011/03/28	25.00
22769	RB of Scotland N.V. – Sinopec Corp European Warrants Nov 10A	100,000,000	2010/05/24	2010/11/30	41.30
22770	RB of Scotland N.V. – Sinopec Corp European Warrants Nov 10B	100,000,000	2010/05/24	2010/11/30	25.80
10969	RB of Scotland N.V. – Gold European Put Warrants Dec 2010	100,000,000	2010/05/24	2010/12/30	25.00
22766	SGA Societe Generale Acceptance N.V. – HWL Eur Wt Nov 2010 A	100,000,000	2010/05/24	2010/11/10	27.00
22771	UBS AG – BOCL European Warrants Nov 2010 B	100,000,000	2010/05/24	2010/11/15	15.00
22774	UBS AG – HSI European Warrants Dec 2010 B	200,000,000	2010/05/24	2010/12/30	30.00
22777	UBS AG – HSI European Warrants Dec 2010 C	200,000,000	2010/05/24	2010/12/30	50.00
22775	UBS AG – HSI European Put Warrants Nov 2010 C	200,000,000	2010/05/24	2010/11/29	30.00
22776	UBS AG – HSI European Put Warrants Nov 2010 D	200,000,000	2010/05/24	2010/11/29	34.60
22773	UBS AG – SPDR Gold Trust European Warrants Nov 2010	100,000,000	2010/05/24	2010/11/29	25.00
22772	UBS AG – Zijin Mining European Warrants Jan 2011	100,000,000	2010/05/24	2011/01/31	15.00
22784	Deutsche Bank AG – BYD European Warrants Dec 2010	200,000,000	2010/05/25	2010/12/28	30.00
22785	Deutsche Bank AG – HSI European Put Warrants Nov 2010 C	300,000,000	2010/05/25	2010/11/29	75.00
22786	Deutsche Bank AG – HSI European Put Warrants Nov 2010 D	300,000,000	2010/05/25	2010/11/29	75.00
22787	Goldman Sachs SP (Asia) – HSI European Warrants Nov 2010 A	200,000,000	2010/05/25	2010/11/29	50.00
22788	Goldman Sachs SP (Asia) – HSI European Warrants Nov 2010 B	200,000,000	2010/05/25	2010/11/29	42.00
22789	Goldman Sachs SP (Asia) – HSI European Warrants Nov 2010 C	200,000,000	2010/05/25	2010/11/29	50.00
22790	Goldman Sachs SP (Asia) – HSI European Warrants Nov 2010 D	200,000,000	2010/05/25	2010/11/29	50.00
22791	Goldman Sachs SP (Asia) – HSI European Warrants Nov 2010 E	200,000,000	2010/05/25	2010/11/29	50.00
22795	Goldman Sachs SP (Asia) – HSI European Put Wts Nov 2010 F	200,000,000	2010/05/25	2010/11/29	48.00
22796	Goldman Sachs SP (Asia) – HSI European Put Wts Nov 2010 G	200,000,000	2010/05/25	2010/11/29	50.00
22797	Goldman Sachs SP (Asia) – HSI European Put Wts Nov 2010 H	200,000,000	2010/05/25	2010/11/29	50.00
22798	Goldman Sachs SP (Asia) – HSI European Put Wts Nov 2010 I	200,000,000	2010/05/25	2010/11/29	50.00
22799	Goldman Sachs SP (Asia) – HSI European Put Wts Nov 2010 J	200,000,000	2010/05/25	2010/11/29	50.00
22782	SGA Societe Generale Acceptance N.V. – Alibaba Eu Wts Dec 10	150,000,000	2010/05/25	2010/12/01	45.00
22783	SGA Societe Generale Acceptance N.V. – BOCom Eur Wt Oct 2010	100,000,000	2010/05/25	2010/10/04	20.00
20750#	Merrill Lynch Int'l & Co. C.V. -HSI European Warrants Aug10B	200,000,000	2010/05/25	2010/08/30	16.20
17585#	SGA Societe Generale Acceptance N.V. – Ch Mob Eu Wt Dec 10A	400,000,000	2010/05/25	2010/12/01	11.60
22801	Barclays Bank plc – BYD European Warrants Jan 2011	200,000,000	2010/05/26	2011/01/17	30.00
22793	Barclays Bank plc – CC Bank European Warrants Dec 2011	200,000,000	2010/05/26	2011/12/05	30.00

# Main Board Warrants

Code	Derivative warrants	No. of issue (units)	Listing date	Expiry	Amount raised (HK\$ mil.)
22794	Barclays Bank plc – China Mobile European Wts Oct 2010 D	200,000,000	2010/05/26	2010/10/18	48.00
22792	Barclays Bank plc – CNOOC European Warrants Nov 2010 B	200,000,000	2010/05/26	2010/11/22	30.00
22800	Barclays Bank plc – China Shenhua European Warrants Dec 2010	150,000,000	2010/05/26	2010/12/13	39.00
22819	Barclays Bank plc – HSI European Warrants Aug 2010 G	150,000,000	2010/05/26	2010/08/30	36.00
22817	Barclays Bank plc – HSI European Warrants Nov 2010 F	150,000,000	2010/05/26	2010/11/29	37.50
22818	Barclays Bank plc – HSI European Warrants Nov 2010 G	150,000,000	2010/05/26	2010/11/29	37.50
22822	Barclays Bank plc – HSI European Put Warrants Nov 2010 H	150,000,000	2010/05/26	2010/11/29	37.50
22823	Barclays Bank plc – HSI European Put Warrants Nov 2010 I	150,000,000	2010/05/26	2010/11/29	37.50
22820	BOCI Asia Ltd. – PetroChina European Warrants May 2011 B	100,000,000	2010/05/26	2011/05/03	15.00
22834	Credit Suisse AG – China Tel European Warrants Nov 2010	100,000,000	2010/05/26	2010/11/29	25.00
22840	Credit Suisse AG – CM Bank European Warrants Dec 2010	100,000,000	2010/05/26	2010/12/06	25.00
22835	Credit Suisse AG – China Shenhua European Warrants Nov 2010	100,000,000	2010/05/26	2010/11/29	25.00
22836	Credit Suisse AG – Geely Auto European Warrants Dec 2010	100,000,000	2010/05/26	2010/12/20	25.00
22837	Credit Suisse AG – KECL European Warrants Nov 2010	100,000,000	2010/05/26	2010/11/29	15.00
22838	Credit Suisse AG – PetroChina European Warrants Apr 2011	200,000,000	2010/05/26	2011/04/26	30.00
22839	Credit Suisse AG – SHK Ppt European Warrants Dec 2010	100,000,000	2010/05/26	2010/12/06	15.00
10970	Deutsche Bank AG – EUR/USD European Warrants Dec 2010	50,000,000	2010/05/26	2010/12/06	12.50
10974	Deutsche Bank AG – EUR/USD European Put Warrants Dec 2010	50,000,000	2010/05/26	2010/12/06	12.50
22830	Goldman Sachs SP (Asia) – CC Bank European Wts Mar 2011	200,000,000	2010/05/26	2011/03/30	86.00
22828	Goldman Sachs SP (Asia) – CC Bank European Wts Sep 2010 C	200,000,000	2010/05/26	2010/09/29	110.00
22829	Goldman Sachs SP (Asia) – CC Bank European Wts Dec 2010 B	200,000,000	2010/05/26	2010/12/30	98.00
22826	Goldman Sachs SP (Asia) – A50 China European Wts Oct 2010	200,000,000	2010/05/26	2010/10/12	30.00
22827	Goldman Sachs SP (Asia) – A50 China European Wts Nov 2010 B	200,000,000	2010/05/26	2010/11/29	170.00
22832	Goldman Sachs SP (Asia) – HSBC European Warrants Jan 2011	200,000,000	2010/05/26	2011/01/28	108.00
22833	Goldman Sachs SP (Asia) – HSBC European Warrants Apr 2011	200,000,000	2010/05/26	2011/04/28	118.00
22831	Goldman Sachs SP (Asia) – HSBC European Warrants Dec 2010 D	200,000,000	2010/05/26	2010/12/30	118.00
22806	Macquarie Bank Ltd. – A50 China European Put Wts Apr 2011	300,000,000	2010/05/26	2011/04/13	45.00
22809	CC Rabobank B.A. – Datang European Warrants Dec 2010	100,000,000	2010/05/26	2010/12/30	45.00
22810	CC Rabobank B.A. – Dongfeng Motor European Warrants Mar 2011	180,000,000	2010/05/26	2011/03/30	45.00
22812	CC Rabobank B.A. – Greentown China European Wts Mar 2011	180,000,000	2010/05/26	2011/03/30	45.00
22811	CC Rabobank B.A. – GCL-Poly Energy European Warrants Jan 11	120,000,000	2010/05/26	2011/01/28	30.00
22813	CC Rabobank B.A. – Maanshan Iron European Warrants Dec 2010	100,000,000	2010/05/26	2010/12/30	49.00
22807	CC Rabobank B.A. – China Mengniu European Warrants Jan 2011	100,000,000	2010/05/26	2011/01/28	31.00
22815	CC Rabobank B.A. – Poly HK Inv European Warrants Apr 2011	250,000,000	2010/05/26	2011/04/28	62.50
22814	CC Rabobank B.A. – Parkson Group European Warrants Jan 2011	150,000,000	2010/05/26	2011/01/28	37.50
22808	CC Rabobank B.A. – Yurun Food European Warrants Jan 2011	100,000,000	2010/05/26	2011/01/28	29.00
22816	CC Rabobank B.A. – Yuexiu Property European Warrants Jan 11	100,000,000	2010/05/26	2011/01/28	30.00
22804	RB of Scotland N.V. – HSBC European Warrants Jun 2011	200,000,000	2010/05/26	2011/06/02	30.00
22805	RB of Scotland N.V. – HSBC European Warrants Sep 2011	200,000,000	2010/05/26	2011/09/26	30.00
22802	RB of Scotland N.V. – HSI European Put Warrants Nov 2010 A	400,000,000	2010/05/26	2010/11/29	101.20
22803	RB of Scotland N.V. – HSI European Put Warrants Nov 2010 B	400,000,000	2010/05/26	2010/11/29	100.40
22821	UBS AG – Alibaba European Warrants Nov 2010	100,000,000	2010/05/26	2010/11/29	25.00
22825	UBS AG – HSI European Put Warrants Dec 2010 D	200,000,000	2010/05/26	2010/12/30	30.00
22824	UBS AG – HSI European Warrants Nov 2010 E	200,000,000	2010/05/26	2010/11/29	50.00

# Main Board Warrants

Code	Derivative warrants	No. of issue (units)	Listing date	Expiry	Amount raised (HK\$ mil.)
18325#	Merrill Lynch Int'l & Co. C.V. – HSBC Euro Wts Oct 2010	600,000,000	2010/05/26	2010/10/25	18.60
22841	BOCI Asia Ltd. – BYD European Warrants Dec 2010	100,000,000	2010/05/27	2010/12/30	15.00
22842	BOCI Asia Ltd. – China Tel European Warrants Jun 2011	100,000,000	2010/05/27	2011/06/30	50.00
22865	BNP Paribas Arbit Issu B.V. – CC Bank Euro Wts Jan 2011 A	200,000,000	2010/05/27	2011/01/03	50.00
22866	BNP Paribas Arbit Issu B.V. – ICBC European Wts Jan 2011	200,000,000	2010/05/27	2011/01/03	56.00
22856	Deutsche Bank AG – HSI European Put Warrants Aug 2010 K	300,000,000	2010/05/27	2010/08/30	45.00
22843	HK Bank – Alibaba European Warrants Dec 2010	100,000,000	2010/05/27	2010/12/23	25.00
22844	HK Bank – CITIC Bank European Warrants Nov 2010	80,000,000	2010/05/27	2010/11/29	20.00
22845	HK Bank – CPIC European Warrants Feb 2011	120,000,000	2010/05/27	2011/02/23	30.00
22846	HK Bank – China Shenhua European Warrants Nov 2010 B	150,000,000	2010/05/27	2010/11/29	37.50
22847	HK Bank – ZTE European Warrants Nov 2010	100,000,000	2010/05/27	2010/11/29	25.00
22864	KBC Fin Products Int'l Ltd. – Henderson Land Eu Put Wt Dec10	50,000,000	2010/05/27	2010/12/10	16.50
22850	Macquarie Bank Ltd. – Agile Ppt European Warrants Dec 2010	150,000,000	2010/05/27	2010/12/30	22.65
22851	Macquarie Bank Ltd. – CITIC Pacific European Warrants Feb 11	200,000,000	2010/05/27	2011/02/02	50.20
22853	Macquarie Bank Ltd. – China Railway European Wts Dec 2010	200,000,000	2010/05/27	2010/12/02	51.80
22852	Macquarie Bank Ltd. – CRCC European Warrants Dec 2010	100,000,000	2010/05/27	2010/12/08	32.80
22854	Macquarie Bank Ltd. – Henderson Land Dev Euro Wts Dec 2010	100,000,000	2010/05/27	2010/12/30	25.00
22855	Macquarie Bank Ltd. – Sino Land European Warrants Nov 2010	150,000,000	2010/05/27	2010/11/30	37.50
22848	SGA Societe Generale Acceptance N.V. – BYD Euro Wts Nov 2010	200,000,000	2010/05/27	2010/11/29	32.00
22849	SGA Societe Generale Acceptance N.V. – BYD Euro Wts May 2011	200,000,000	2010/05/27	2011/05/23	36.00
22860	SGA Societe Generale Acceptance N.V. – CITBK Euro Wt Nov 10	120,000,000	2010/05/27	2010/11/29	42.00
22862	SGA Societe Generale Acceptance N.V. – HSI Eur Wt Nov 2010 C	300,000,000	2010/05/27	2010/11/29	75.00
22863	SGA Societe Generale Acceptance N.V. – HSI Eur Wt Nov 2010 D	300,000,000	2010/05/27	2010/11/29	75.00
22861	SGA Societe Generale Acceptance N.V. – HWL Eur Wt Nov 2010 B	100,000,000	2010/05/27	2010/11/15	22.00
22857	UBS AG – Dongfeng Motor European Warrants Mar 2011	100,000,000	2010/05/27	2011/03/28	25.00
22858	UBS AG – Geely Auto European Warrants Nov 2010	100,000,000	2010/05/27	2010/11/29	25.00
22859	UBS AG – Sinopharm European Warrants Dec 2010 B	100,000,000	2010/05/27	2010/12/28	25.00
22877	BNP Paribas Arbit Issu B.V. – CHALCO European Wts May 2012	80,000,000	2010/05/28	2012/05/07	20.00
22879	BNP Paribas Arbit Issu B.V. – China Overseas Euro Wts Jun 11	100,000,000	2010/05/28	2011/06/07	25.00
22878	BNP Paribas Arbit Issu B.V. – China Coal Euro Wts Mar 2011	80,000,000	2010/05/28	2011/03/07	20.00
22880	BNP Paribas Arbit Issu B.V. – HKEx European Wts Jul 2011 B	200,000,000	2010/05/28	2011/07/04	50.00
22881	BNP Paribas Arbit Issu B.V. – Tencent Holdings Eu Wts Mar 11	100,000,000	2010/05/28	2011/03/07	25.00
22874	Deutsche Bank AG – China Life European Warrants Sep 2010	300,000,000	2010/05/28	2010/09/28	48.00
22875	Deutsche Bank AG – China Life European Warrants Oct 2010 B	300,000,000	2010/05/28	2010/10/11	63.00
22876	Deutsche Bank AG – HSI European Put Warrants Aug 2010 L	300,000,000	2010/05/28	2010/08/30	45.00
22886	Goldman Sachs SP (Asia) – BOCL European Warrants Mar 2011	200,000,000	2010/05/28	2011/03/30	50.00
22883	Goldman Sachs SP (Asia) – BOCL European Warrants Oct 2010 A	200,000,000	2010/05/28	2010/10/25	56.00
22884	Goldman Sachs SP (Asia) – BOCL European Warrants Oct 2010 B	200,000,000	2010/05/28	2010/10/27	30.00
22885	Goldman Sachs SP (Asia) – BOCL European Warrants Nov 2010 B	200,000,000	2010/05/28	2010/11/29	38.00
22882	Goldman Sachs SP (Asia) – HSI European Put Wts Nov 2010 K	200,000,000	2010/05/28	2010/11/29	50.00
22872	Goldman Sachs SP (Asia) – Tencent Holdings European Wt Oct10	200,000,000	2010/05/28	2010/10/28	42.00
22873	Goldman Sachs SP (Asia) – Tencent Holdings European Wt Nov10	200,000,000	2010/05/28	2010/11/29	32.00
22869	HK Bank – HSI European Put Warrants Nov 2010 A	150,000,000	2010/05/28	2010/11/29	37.50
22870	HK Bank – HSI European Put Warrants Nov 2010 B	150,000,000	2010/05/28	2010/11/29	37.50

# Main Board Warrants

Code	Derivative warrants	No. of			Amount raised (HK\$ mil.)
		issue (units)	Listing date	Expiry	
22868	Macquarie Bank Ltd. – CM Bank European Put Warrants Feb 2011	150,000,000	2010/05/28	2011/02/02	37.65
22867	Macquarie Bank Ltd. – Evergrande European Warrants Dec 2010	88,000,000	2010/05/28	2010/12/30	22.35
22871	UBS AG – Ch LongYuan European Warrants Dec 2010	100,000,000	2010/05/28	2010/12/13	15.00
18033#	Merrill Lynch Int'l & Co. C.V. – HSBC Euro Wts Sep 2010	300,000,000	2010/05/28	2010/09/17	11.10
22887	BOCI Asia Ltd. – Ch Comm Cons European Warrants Dec 2010	100,000,000	2010/05/31	2010/12/03	50.00
22888	BOCI Asia Ltd. – CPIC European Warrants Mar 2011	100,000,000	2010/05/31	2011/03/30	50.00
22889	BOCI Asia Ltd. – A50 China European Put Warrants May 2011	100,000,000	2010/05/31	2011/05/30	25.00
22892	Deutsche Bank AG – China Mobile European Warrants Dec 2011	300,000,000	2010/05/31	2011/12/19	75.00
22895	Deutsche Bank AG – Tencent Holdings European Warrants Nov10A	300,000,000	2010/05/31	2010/11/08	45.00
22893	Macquarie Bank Ltd. – PetroChina European Wts Sep 2010	100,000,000	2010/05/31	2010/09/13	15.50
22894	Macquarie Bank Ltd. – PetroChina European Wts Dec 2010	100,000,000	2010/05/31	2010/12/01	50.80
22890	SGA Societe Generale Acceptance N.V-Chi COSCO Euro Wt Aug 11	200,000,000	2010/05/31	2011/08/29	50.00
22891	SGA Societe Generale Acceptance N.V-Chi COSCO Euro Wt Oct 11	200,000,000	2010/05/31	2011/10/24	50.00
19457#	Citigroup Global Mkt H Inc. – BYD European Warrants Nov 2010	200,000,000	2010/05/31	2010/11/22	10.80
20222#	CC Rabobank B.A. – CC Bank European Warrants Sep 2010 A	250,000,000	2010/05/31	2010/09/29	11.00
22914	BNP Paribas Arbit Issu B.V. – HSI Euro Put Wts Dec 2010 A	200,000,000	2010/06/01	2010/12/30	50.00
22915	BNP Paribas Arbit Issu B.V. – HSI Euro Put Wts Dec 2010 B	200,000,000	2010/06/01	2010/12/30	50.00
22908	Credit Suisse AG – HSBC European Wts Dec 2010 A	200,000,000	2010/06/01	2010/12/28	30.00
22907	Credit Suisse AG – HSI European Warrants Dec 2010	255,000,000	2010/06/01	2010/12/30	63.75
22909	Credit Suisse AG – HSI European Put Warrants Dec 2010	200,000,000	2010/06/01	2010/12/30	50.00
22910	Deutsche Bank AG – China Life European Warrants Dec 2010 A	300,000,000	2010/06/01	2010/12/06	93.00
22911	Deutsche Bank AG – HSI European Put Warrants Dec 2010 A	300,000,000	2010/06/01	2010/12/30	75.00
22912	Deutsche Bank AG – HSI European Put Warrants Dec 2010 B	300,000,000	2010/06/01	2010/12/30	75.00
22913	Goldman Sachs SP (Asia) – HSI European Put Wts Dec 2010	200,000,000	2010/06/01	2010/12/30	36.00
22900	HK Bank – A50 China European Warrants Oct 2010	120,000,000	2010/06/01	2010/10/05	18.00
22897	J P Morgan Int'l Der. Ltd. – CC Bank European Wts Dec 2010 A	100,000,000	2010/06/01	2010/12/01	44.70
22896	J P Morgan SP BV – CITIC Bank European Warrants Dec 2010 A	100,000,000	2010/06/01	2010/12/01	40.20
22898	J P Morgan SP BV – Chi Res Land European Warrants Dec 2010 A	100,000,000	2010/06/01	2010/12/01	25.00
22899	J P Morgan SP BV – Tencent European Warrants Dec 2010	200,000,000	2010/06/01	2010/12/01	50.00
22917	KBC Fin Products Int'l Ltd. – China Life Euro Wts Dec 2010 A	200,000,000	2010/06/01	2010/12/01	50.00
22916	KBC Fin Products Int'l Ltd. – HSBC European Wts Dec 2010 C	258,000,000	2010/06/01	2010/12/22	38.70
22920	KBC Fin Products Int'l Ltd. – HSBC Euro Put Wts Dec 2010 E	108,000,000	2010/06/01	2010/12/01	27.00
22918	KBC Fin Products Int'l Ltd. – ICBC Euro Put Wts Sep 2010	100,000,000	2010/06/01	2010/09/15	26.00
22919	KBC Fin Products Int'l Ltd. – SHK Ppt Euro Put Wts Jun 2011	80,000,000	2010/06/01	2011/06/01	20.00
22901	Macquarie Bank Ltd. – China Overseas European Wts Mar 2011	150,000,000	2010/06/01	2011/03/07	37.50
22902	Macquarie Bank Ltd. – HSBC European Warrants May 2011	200,000,000	2010/06/01	2011/05/30	30.00
22903	Macquarie Bank Ltd. – HSBC European Warrants Dec 2010 H	200,000,000	2010/06/01	2010/12/02	96.20
22904	Macquarie Bank Ltd. – Hutchison European Warrants Dec 2010 B	150,000,000	2010/06/01	2010/12/01	37.95
22905	Macquarie Bank Ltd. – Lenovo European Warrants Dec 2010	88,000,000	2010/06/01	2010/12/01	36.61
22906	Macquarie Bank Ltd. – Tingyi European Warrants Mar 2011	150,000,000	2010/06/01	2011/03/04	37.50
22921	Citigroup Global Mkt H Inc. – CNBM European Warrants Dec 10	120,000,000	2010/06/02	2010/12/28	18.00
22922	Citigroup Global Mkt H Inc. – CPIC European Warrants Dec 10	120,000,000	2010/06/02	2010/12/02	30.00
22923	Citigroup Global Mkt H Inc. – Lenovo European Warrants Jan11	80,000,000	2010/06/02	2011/01/24	20.00
22928	HK Bank – China EB Ltd European Warrants Dec 2010	120,000,000	2010/06/02	2010/12/02	30.00

# Main Board Warrants

Code	Derivative warrants	No. of issue (units)	Listing date	Expiry	Amount raised (HK\$ mil.)
22929	HK Bank – Geely Auto European Warrants Dec 2010 B	100,000,000	2010/06/02	2010/12/02	25.00
22931	HK Bank – Sinopharm European Warrants Dec 2010	120,000,000	2010/06/02	2010/12/02	30.00
22930	HK Bank – Tencent European Warrants Nov 2010	160,000,000	2010/06/02	2010/11/26	24.00
22932	J P Morgan SP BV – R&F Ppt European Warrants Feb 2011	80,000,000	2010/06/02	2011/02/28	20.00
22933	J P Morgan SP BV – HSBC European Warrants Sep 2011 B	300,000,000	2010/06/02	2011/09/22	45.00
22942	Macquarie Bank Ltd. – Tencent European Warrants Dec 2010 B	250,000,000	2010/06/02	2010/12/02	62.75
22937	CC Rabobank B.A. – Anta Sports European Warrants Jan 2011	120,000,000	2010/06/02	2011/01/28	33.60
22938	CC Rabobank B.A. – China Agri European Warrants Feb 2011	180,000,000	2010/06/02	2011/02/25	45.00
22939	CC Rabobank B.A. – China Oilfield European Warrants Feb 2011	180,000,000	2010/06/02	2011/02/25	45.00
22940	CC Rabobank B.A. – Golden Eagle European Warrants Jan 2011	120,000,000	2010/06/02	2011/01/28	36.00
22941	CC Rabobank B.A. – Lee & Man Paper European Warrants Apr 11	300,000,000	2010/06/02	2011/04/28	75.00
22924	SGA Societe Generale Acceptance N.V. – HSI Eur Wt Nov 2010 E	300,000,000	2010/06/02	2010/11/29	69.00
22925	SGA Societe Generale Acceptance N.V. – HSI Eur Wt Nov 2010 F	300,000,000	2010/06/02	2010/11/29	69.00
22926	SGA Societe Generale Acceptance N.V. – HSI Eu Put Wt Dec 10C	300,000,000	2010/06/02	2010/12/30	75.00
22927	SGA Societe Generale Acceptance N.V. – HSI Eu Put Wt Dec 10D	300,000,000	2010/06/02	2010/12/30	75.00
22935	UBS AG – HSI European Warrants Nov 2010 F	200,000,000	2010/06/02	2010/11/29	40.00
22936	UBS AG – HSI European Put Warrants Dec 2010 E	200,000,000	2010/06/02	2010/12/30	36.00
22934	UBS AG – Hutchison European Warrants Dec 2010 B	100,000,000	2010/06/02	2010/12/23	15.00
17277#	CC Rabobank B.A. – HSBC European Warrants Jun 2011	200,000,000	2010/06/02	2011/06/01	23.60
22958	BOCI Asia Ltd. – HSI European Put Warrants Dec 2010	100,000,000	2010/06/03	2010/12/30	25.00
22954	BOCI Asia Ltd. – HSI European Warrants Dec 2010 C	100,000,000	2010/06/03	2010/12/30	25.00
22957	Deutsche Bank AG – BOCL European Warrants Oct 2010 B	200,000,000	2010/06/03	2010/10/25	94.00
22959	Deutsche Bank AG – CC Bank European Warrants Nov 2010 B	200,000,000	2010/06/03	2010/11/29	70.00
22960	Deutsche Bank AG – HSBC European Warrants Dec 2010 B	300,000,000	2010/06/03	2010/12/20	45.00
22953	HK Bank – Dongfeng Motor European Warrants Mar 2011	120,000,000	2010/06/03	2011/03/23	18.00
22955	J P Morgan SP BV – PetroChina European Warrants Jun 2011	300,000,000	2010/06/03	2011/06/15	45.00
22956	J P Morgan SP BV – Stanchart European Warrants Dec 2010	200,000,000	2010/06/03	2010/12/06	50.00
22949	Nomura Int'l plc – CC Bank European Warrants Dec 2010 B	100,000,000	2010/06/03	2010/12/31	41.00
22950	Nomura Int'l plc – CC Bank European Warrants Dec 2010 C	100,000,000	2010/06/03	2010/12/31	28.00
22951	Nomura Int'l plc – China Life European Warrants Dec 2010 A	100,000,000	2010/06/03	2010/12/31	29.00
22952	Nomura Int'l plc – China Life European Warrants Dec 2010 B	100,000,000	2010/06/03	2010/12/31	25.00
22947	Nomura Int'l plc – CNOOC European Warrants Nov 2010 B	100,000,000	2010/06/03	2010/11/15	15.00
22948	Nomura Int'l plc – CNOOC European Warrants Jun 2011	100,000,000	2010/06/03	2011/06/30	16.50
22943	Nomura Int'l plc – HSBC European Warrants Sep 2011	100,000,000	2010/06/03	2011/09/30	15.00
22944	Nomura Int'l plc – Hutchison European Warrants Dec 2010 B	100,000,000	2010/06/03	2010/12/31	25.00
22946	Nomura Int'l plc – PetroChina European Warrants Jun 2011	100,000,000	2010/06/03	2011/06/15	15.00
22945	Nomura Int'l plc – Tencent Holdings European Warrants Dec10B	100,000,000	2010/06/03	2010/12/31	25.00
22962	BOCI Asia Ltd. – A50 China European Warrants Oct 2010	100,000,000	2010/06/04	2010/10/12	15.00
22970	Credit Suisse AG – China Mobile European Warrants Oct 2010 B	200,000,000	2010/06/04	2010/10/18	30.00
22972	Credit Suisse AG – A50 China European Put Warrants Feb 2011	300,000,000	2010/06/04	2011/02/21	45.00
22971	Credit Suisse AG – HSBC European Wts Dec 2011	300,000,000	2010/06/04	2011/12/12	45.00
22969	Credit Suisse AG – Tencent Holdings European Wts Sep 2010 B	200,000,000	2010/06/04	2010/09/06	30.00
22961	Citigroup Global Mkt H Inc. – CITIC Pacific Eu Wt Jan 2011 B	120,000,000	2010/06/04	2011/01/31	30.00
22965	Macquarie Bank Ltd. – Bank of EA European Warrants Dec 2010	150,000,000	2010/06/04	2010/12/30	37.50

# Main Board Warrants

Code	Derivative warrants	No. of			Amount raised (HK\$ mil.)
		issue (units)	Listing date	Expiry	
22966	Macquarie Bank Ltd. – Yurun Food European Warrants Dec 2010	100,000,000	2010/06/04	2010/12/30	25.00
22967	Macquarie Bank Ltd. – Yanzhou Coal European Wts Dec 2010 B	150,000,000	2010/06/04	2010/12/30	42.00
22963	SGA Societe Generale Acceptance N.V. – Ch Mob Eu Wt Oct 10C	100,000,000	2010/06/04	2010/10/18	26.00
22968	SGA Societe Generale Acceptance N.V. – HSBC Eu Wt May 2011	300,000,000	2010/06/04	2011/05/30	45.00
22964	SGA Societe Generale Acceptance N.V. – Tencent Eu Wt Feb 11A	120,000,000	2010/06/04	2011/02/21	30.00
22477#	UBS AG – A50 China European Warrants Nov 2010 B	200,000,000	2010/06/04	2010/11/22	16.40
22982	Deutsche Bank AG – China Telecom European Wts Dec 2010	100,000,000	2010/06/07	2010/12/28	38.00
22984	Deutsche Bank AG – China Life European Put Wts Dec 2010	300,000,000	2010/06/07	2010/12/28	75.00
22981	Deutsche Bank AG – HSI European Warrants Dec 2010 C	300,000,000	2010/06/07	2010/12/30	75.00
22980	Deutsche Bank AG – HSI European Warrants Nov 2010 F	300,000,000	2010/06/07	2010/11/29	57.00
22983	Deutsche Bank AG – Hutchison European Warrants Dec 2010	150,000,000	2010/06/07	2010/12/28	42.00
22973	Macquarie Bank Ltd. – Cheung Kong European Warrants Jan 2011	200,000,000	2010/06/07	2011/01/04	70.60
22974	Macquarie Bank Ltd. – Renhe Comm European Warrants Dec 2010	88,000,000	2010/06/07	2010/12/13	22.00
22979	SGA Societe Generale Acceptance N.V. – HSI Eur Wt Jan 2011	300,000,000	2010/06/07	2011/01/28	75.00
22977	SGA Societe Generale Acceptance N.V. – HSI Eur Wt Dec 2010 E	300,000,000	2010/06/07	2010/12/30	75.00
22978	SGA Societe Generale Acceptance N.V. – HSI Eur Wt Dec 2010 F	300,000,000	2010/06/07	2010/12/30	75.00
22975	UBS AG – China Mobile European Put Warrants Nov 2010	100,000,000	2010/06/07	2010/11/29	43.50
22976	UBS AG – HSBC European Put Warrants Nov 2010	100,000,000	2010/06/07	2010/11/22	41.50
22535#	Credit Suisse AG – A50 China European Warrants Oct 2010 A	300,000,000	2010/06/07	2010/10/04	35.70
22990	Credit Suisse AG – HSI European Put Warrants Nov 2010 A	240,000,000	2010/06/08	2010/11/29	36.00
22987	Credit Suisse AG – Ping An European Warrants Sep 2010	200,000,000	2010/06/08	2010/09/27	30.00
22988	Credit Suisse AG – Tencent Holdings European Wts Oct 2010 B	200,000,000	2010/06/08	2010/10/11	30.00
22989	Credit Suisse AG – Tencent Holdings European Wts Nov 2010 A	200,000,000	2010/06/08	2010/11/08	30.00
10971	Deutsche Bank AG – USD/YEN European Warrants Dec 2010	50,000,000	2010/06/08	2010/12/13	12.50
10975	Deutsche Bank AG – USD/YEN European Put Warrants Dec 2010	50,000,000	2010/06/08	2010/12/13	12.50
22985	Macquarie Bank Ltd. -GCL-Poly Energy European Warrants Dec10	80,000,000	2010/06/08	2010/12/28	20.08
22991	UBS AG – HSI European Warrants Dec 2010 F	200,000,000	2010/06/08	2010/12/30	50.00
22986	UBS AG – Tencent Holdings European Warrants Dec 2010 A	200,000,000	2010/06/08	2010/12/13	50.00
22634#	Credit Suisse AG – HSI European Put Warrants Aug 2010 I	180,000,000	2010/06/08	2010/08/30	22.32
22748#	KBC Fin Products Int'l Ltd. – A50 Ch Euro Wts Oct 2010 C	300,000,000	2010/06/08	2010/10/05	36.30
23009	Credit Suisse AG – A50 China European Warrants Jan 2011 B	300,000,000	2010/06/09	2011/01/24	75.00
23010	Credit Suisse AG – A50 China European Warrants Feb 2011	300,000,000	2010/06/09	2011/02/14	75.00
22992	Citigroup Global Mkt H Inc. – Poly HK Inv Euro Wts Jul 2011	80,000,000	2010/06/09	2011/07/25	20.00
22993	HK Bank – Geely Auto European Warrants Dec 2010 C	120,000,000	2010/06/09	2010/12/09	30.00
23000	J P Morgan SP BV – Ch Railway Cons European Warrants Jun11A	200,000,000	2010/06/09	2011/06/27	50.00
23005	CC Rabobank B.A. – Anhui Conch European Warrants Dec 2010	100,000,000	2010/06/09	2010/12/30	49.00
23004	CC Rabobank B.A. – CHALCO European Warrants Jun 2011	250,000,000	2010/06/09	2011/06/22	47.50
23006	CC Rabobank B.A. – Foxconn European Warrants Jul 2011	300,000,000	2010/06/09	2011/07/28	75.00
23008	RB of Scotland N.V. – CC Bank European Warrants Oct 2010	250,000,000	2010/06/09	2010/10/11	40.00
23007	RB of Scotland N.V. – CC Bank European Warrants Sep 2010 B	250,000,000	2010/06/09	2010/09/20	54.25
22994	SGA Societe Generale Acceptance N.V. – CCB Eur Wt Oct 2010 B	80,000,000	2010/06/09	2010/10/27	34.40
22995	SGA Societe Generale Acceptance N.V. – HSBC Eu Wt Dec 2010 C	100,000,000	2010/06/09	2010/12/15	26.00
22996	SGA Societe Generale Acceptance N.V. – Petch Eu Wt Jun 2011	300,000,000	2010/06/09	2011/06/20	45.00
23001	UBS AG – CC Bank European Warrants Dec 2010 B	100,000,000	2010/06/09	2010/12/20	25.00

# Main Board Warrants

Code	Derivative warrants	No. of issue (units)	Listing date	Expiry	Amount raised (HK\$ mil.)
22997	UBS AG – China Life European Warrants Dec 2010 C	200,000,000	2010/06/09	2010/12/13	50.00
22999	UBS AG – Sinopec Corp European Warrants Dec 2010 B	100,000,000	2010/06/09	2010/12/13	25.00
23003	UBS AG – China Shenhua European Warrants Dec 2010 B	100,000,000	2010/06/09	2010/12/20	25.00
22998	UBS AG – A50 China European Put Warrants Apr 2011	100,000,000	2010/06/09	2011/04/11	15.00
23002	UBS AG – Jiangxi Copper European Warrants Dec 2010	100,000,000	2010/06/09	2010/12/28	15.00
23018	Credit Suisse AG – HSI European Put Warrants Sep 2010	315,000,000	2010/06/10	2010/09/29	47.25
23011	Citigroup Global Mkt H Inc. – Bank of EA European Wts Dec10	100,000,000	2010/06/10	2010/12/30	25.00
23012	Citigroup Global Mkt H Inc. – COSCO Pacific Euro Wts Jul 11	120,000,000	2010/06/10	2011/07/25	30.00
23013	Citigroup Global Mkt H Inc. – Dongfeng European Wts Mar 2011	120,000,000	2010/06/10	2011/03/28	18.00
10972	Deutsche Bank AG – Nikkei 225 Index European Wts Dec 2010	100,000,000	2010/06/10	2010/12/10	26.00
10976	Deutsche Bank AG – Nikkei 225 Index Euro Put Wts Dec 2010	100,000,000	2010/06/10	2010/12/10	25.00
23014	Deutsche Bank AG – Tencent Holdings European Put Wts Dec 10	100,000,000	2010/06/10	2010/12/28	25.00
23015	CC Rabobank B.A. – Sinopharm European Warrants Dec 2010	100,000,000	2010/06/10	2010/12/30	32.00
23016	CC Rabobank B.A. – Skyworth Digital European Warrants Jun 11	250,000,000	2010/06/10	2011/06/29	62.50
23022	CC Rabobank B.A. – Sino Ocean Land European Warrants May 12	300,000,000	2010/06/10	2012/05/30	75.00
23017	RB of Scotland N.V. – Jiangxi Copper European Wts Dec 2010	250,000,000	2010/06/10	2010/12/31	62.50
23019	UBS AG – BankComm European Warrants Jan 2012	200,000,000	2010/06/10	2012/01/30	32.00
23020	UBS AG – BYD European Warrants May 2011	100,000,000	2010/06/10	2011/05/30	15.00
23021	UBS AG – A50 China European Warrants Jun 2011	100,000,000	2010/06/10	2011/06/13	25.00
22535#	Credit Suisse AG – A50 China European Warrants Oct 2010 A	500,000,000	2010/06/10	2010/10/04	53.00
23024	Barclays Bank plc – CC Bank European Warrants Dec 2010	100,000,000	2010/06/11	2010/12/20	34.00
23026	Barclays Bank plc – Ch LongYuan European Warrants Dec 2010 B	150,000,000	2010/06/11	2010/12/28	22.50
23027	Barclays Bank plc – HKEx European Warrants Jul 2011	150,000,000	2010/06/11	2011/07/18	22.50
23028	Barclays Bank plc – HSBC European Warrants Sep 2011	150,000,000	2010/06/11	2011/09/26	22.50
23025	Barclays Bank plc –Tencent Holdings European Warrants Dec10A	150,000,000	2010/06/11	2010/12/28	22.50
23029	CC Rabobank B.A. – Ch Mobile European Warrants Oct 2010 B	150,000,000	2010/06/11	2010/10/18	45.00
23030	CC Rabobank B.A. – CPIC European Warrants Dec 2010	100,000,000	2010/06/11	2010/12/30	45.00
23031	CC Rabobank B.A. – CPIC European Warrants Jan 2011	150,000,000	2010/06/11	2011/01/28	60.00
23032	CC Rabobank B.A. – Ch Ship Cont European Warrants Dec 2010	100,000,000	2010/06/11	2010/12/30	53.00
23033	CC Rabobank B.A. – Tsingtao Brew European Warrants Dec 2010	100,000,000	2010/06/11	2010/12/30	70.00
23023	SGA Societe Generale Acceptance N.V. – Ch Mob Eu Wt Dec 2011	800,000,000	2010/06/11	2011/12/12	120.00
23037	HK Bank -BYD European Warrants May 2011	120,000,000	2010/06/14	2011/05/31	18.00
23038	Macquarie Bank Ltd. – China Shenhua European Wts Jan 2011	200,000,000	2010/06/14	2011/01/04	58.20
23039	Macquarie Bank Ltd. – HKEx European Warrants Jul 2011	200,000,000	2010/06/14	2011/07/05	34.00
23040	Macquarie Bank Ltd. – Sinopharm European Warrants Dec 2010	200,000,000	2010/06/14	2010/12/14	50.40
23043	CC Rabobank B.A. – BOCL European Warrants Dec 2010	150,000,000	2010/06/14	2010/12/30	79.50
23044	CC Rabobank B.A. – CC Bank European Warrants Dec 2010 A	150,000,000	2010/06/14	2010/12/30	100.50
23045	CC Rabobank B.A. – CC Bank European Warrants Nov 2012	200,000,000	2010/06/14	2012/11/05	30.00
23046	CC Rabobank B.A. – CM Bank European Warrants Dec 2010 B	100,000,000	2010/06/14	2010/12/30	25.00
23047	CC Rabobank B.A. – Sinopec Corp European Warrants Dec 2010 B	150,000,000	2010/06/14	2010/12/30	87.00
23042	CC Rabobank B.A. – A50 China European Warrants Apr 2012	200,000,000	2010/06/14	2012/04/27	50.00
23049	CC Rabobank B.A. – HSBC European Warrants Sep 2010 C	100,000,000	2010/06/14	2010/09/30	57.00
23048	CC Rabobank B.A. – Hutchison European Warrants Dec 2010	100,000,000	2010/06/14	2010/12/30	40.00
23051	CC Rabobank B.A. – ICBC European Warrants Dec 2012	200,000,000	2010/06/14	2012/12/17	30.00



# Main Board Warrants

Code	Derivative warrants	No. of issue (units)	Listing date	Expiry	Amount raised (HK\$ mil.)
23050	CC Rabobank B.A. – ICBC European Warrants Dec 2010 C	150,000,000	2010/06/14	2010/12/30	102.00
23052	CC Rabobank B.A. – PetroChina European Warrants Jun 2011	200,000,000	2010/06/14	2011/06/22	30.00
23034	RB of Scotland N.V. – China Life European Wts Nov 2010 C	250,000,000	2010/06/14	2010/11/17	48.50
23035	RB of Scotland N.V. – ICBC European Warrants Dec 2010 B	250,000,000	2010/06/14	2010/12/31	103.75
23036	RB of Scotland N.V. – Tencent Holdings European Wts Dec 2010	250,000,000	2010/06/14	2010/12/31	37.50
23041	UBS AG – HSI European Warrants Dec 2010 G	200,000,000	2010/06/14	2010/12/30	30.00
22344#	Credit Suisse AG – A50 China European Put Warrants Jan 2011	400,000,000	2010/06/14	2011/01/24	64.80
22969#	Credit Suisse AG – Tencent Holdings European Wts Sep 2010 B	300,000,000	2010/06/14	2010/09/06	13.80
23054	Deutsche Bank AG – CNOOC European Warrants Dec 2010	150,000,000	2010/06/15	2010/12/06	28.50
10973	Deutsche Bank AG – DJIA European Warrants Dec 2010 C	150,000,000	2010/06/15	2010/12/20	40.50
10977	Deutsche Bank AG – DJIA European Put Warrants Dec 2010 D	150,000,000	2010/06/15	2010/12/20	37.50
10978	Deutsche Bank AG – Gold European Put Warrants Dec 2010	50,000,000	2010/06/15	2010/12/21	12.50
23055	Deutsche Bank AG – HKEx European Warrants Jun 2011 B	200,000,000	2010/06/15	2011/06/27	36.00
23058	Deutsche Bank AG – HSI European Warrants Nov 2010 G	300,000,000	2010/06/15	2010/11/29	60.00
23053	J P Morgan SP BV – HSBC European Warrants Dec 2010 C	100,000,000	2010/06/15	2010/12/15	26.50
23056	UBS AG – HKEx European Warrants Jul 2011	200,000,000	2010/06/15	2011/07/18	30.00
23057	UBS AG – Tencent Holdings European Warrants Feb 2011	200,000,000	2010/06/15	2011/02/14	30.00
19181#	Merrill Lynch Int'l & Co. C.V. – Tencent European Wts Oct10A	500,000,000	2010/06/15	2010/10/18	13.00
23069	BNP Paribas Arbit Issu B.V. – CC Bank Euro Wts Jan 2011 B	200,000,000	2010/06/17	2011/01/03	54.00
23060	Citigroup Global Mkt H Inc. – Agile Ppt European Wts Jun 11	100,000,000	2010/06/17	2011/06/28	15.00
23061	Citigroup Global Mkt H Inc. – BOC HK European Wts Mar 2011	100,000,000	2010/06/17	2011/03/28	25.00
23062	Citigroup Global Mkt H Inc. – CC Bank European Wts Dec 2010	120,000,000	2010/06/17	2010/12/28	30.00
23063	Citigroup Global Mkt H Inc. – Chi Res Power Euro Wts Jun 11	80,000,000	2010/06/17	2011/06/27	20.00
23068	Citigroup Global Mkt H Inc. – A50 China Euro Wts Jan 2011 C	100,000,000	2010/06/17	2011/01/24	38.00
23066	Citigroup Global Mkt H Inc. – Link Reit European Wts May 11	80,000,000	2010/06/17	2011/05/30	20.00
23064	Citigroup Global Mkt H Inc. – SHK Ppt European Wts Aug 2011	80,000,000	2010/06/17	2011/08/08	12.00
23067	Citigroup Global Mkt H Inc. – SPDR Gold T European Wts May11	80,000,000	2010/06/17	2011/05/30	20.00
23065	Citigroup Global Mkt H Inc. – Tencent European Warrants Mar11	100,000,000	2010/06/17	2011/03/04	15.00
23103	Deutsche Bank AG – Tencent Holdings European Warrants Oct10B	200,000,000	2010/06/17	2010/10/25	30.00
23104	Deutsche Bank AG – Tencent Holdings European Warrants Nov10B	200,000,000	2010/06/17	2010/11/29	30.00
23087	J P Morgan SP BV – BOCL European Warrants Nov 2010	100,000,000	2010/06/17	2010/11/01	28.80
23088	J P Morgan Int'l Der. Ltd. – CC Bank European Wts Dec 2010 B	100,000,000	2010/06/17	2010/12/17	50.70
23089	J P Morgan SP BV – CNOOC European Warrants Dec 2010	200,000,000	2010/06/17	2010/12/17	51.00
23090	J P Morgan SP BV – CNOOC European Warrants May 2011	200,000,000	2010/06/17	2011/05/05	50.00
23059	Macquarie Bank Ltd. – CC Bank European Put Warrants Nov 10B	188,000,000	2010/06/17	2010/11/05	108.29
23070	Macquarie Bank Ltd. – A50 China European Warrants Jan 2011 B	200,000,000	2010/06/17	2011/01/24	35.40
23102	RB of Scotland N.V. – Tencent Holdings European Wts Nov 10B	250,000,000	2010/06/17	2010/11/25	37.75
23071	SGA Societe Generale Acceptance N.V. – CCB Eur Wt Oct 2010 C	120,000,000	2010/06/17	2010/10/25	21.60
23072	SGA Societe Generale Acceptance N.V. – CCB Eur Wt Nov 2010 A	120,000,000	2010/06/17	2010/11/08	33.60
23073	SGA Societe Generale Acceptance N.V. – CCB Eur Wt Nov 2010 B	120,000,000	2010/06/17	2010/11/29	31.20
23074	SGA Societe Generale Acceptance N.V. – CCB Eur Wt Dec 2010 A	120,000,000	2010/06/17	2010/12/22	86.40
23075	SGA Societe Generale Acceptance N.V. – CCB Eur Wt Dec 2010 B	120,000,000	2010/06/17	2010/12/22	46.80
23076	SGA Societe Generale Acceptance N.V. – CCB Eur Wt Jan 2011 A	120,000,000	2010/06/17	2011/01/24	70.80
23077	SGA Societe Generale Acceptance N.V. – CCB Eur Wt Jan 2011 B	120,000,000	2010/06/17	2011/01/24	38.40

# Main Board Warrants

Code	Derivative warrants	No. of issue (units)	Listing date	Expiry	Amount raised (HK\$ mil.)
23094	SGA Societe Generale Acceptance N.V. – Ch Mob Eu Wt Dec 10B	80,000,000	2010/06/17	2010/12/20	50.40
23095	SGA Societe Generale Acceptance N.V. – Ch Mob Eu Wt Dec 10C	80,000,000	2010/06/17	2010/12/20	36.00
23078	SGA Societe Generale Acceptance N.V. – Ch Mob Eu Wt Jan 11A	80,000,000	2010/06/17	2011/01/31	44.00
23096	SGA Societe Generale Acceptance N.V. – Ch Mob Eu Wt Jan 11B	80,000,000	2010/06/17	2011/01/24	28.00
23091	SGA Societe Generale Acceptance N.V. – A50 Ch Eu Wt Oct 2010	300,000,000	2010/06/17	2010/10/11	45.00
23092	SGA Societe Generale Acceptance N.V. – A50 Ch Eu Wt Nov 10C	50,000,000	2010/06/17	2010/11/29	58.00
23093	SGA Societe Generale Acceptance N.V. – A50 Ch Eu Wt Feb 2011	300,000,000	2010/06/17	2011/02/23	75.00
23079	SGA Societe Generale Acceptance N.V. – HSBC Eu Wt Feb 2013	500,000,000	2010/06/17	2013/02/06	80.00
23097	SGA Societe Generale Acceptance N.V. – HSBC Eu Put Wt Dec 11	500,000,000	2010/06/17	2011/12/19	125.00
23080	SGA Societe Generale Acceptance N.V. – ICBC Eu Wt Oct 2010 B	120,000,000	2010/06/17	2010/10/04	45.60
23081	SGA Societe Generale Acceptance N.V. – ICBC Eu Wt Nov 2010 A	120,000,000	2010/06/17	2010/11/08	50.40
23082	SGA Societe Generale Acceptance N.V. – ICBC Eu Wt Nov 2010 B	120,000,000	2010/06/17	2010/11/29	39.60
23083	SGA Societe Generale Acceptance N.V. – ICBC Eu Wt Dec 2010 B	120,000,000	2010/06/17	2010/12/22	102.00
23084	SGA Societe Generale Acceptance N.V. – ICBC Eu Wt Dec 2010 C	120,000,000	2010/06/17	2010/12/22	58.80
23085	SGA Societe Generale Acceptance N.V. – ICBC Eu Wt Jan 2011 A	120,000,000	2010/06/17	2011/01/24	84.00
23086	SGA Societe Generale Acceptance N.V. – ICBC Eu Wt Jan 2011 B	120,000,000	2010/06/17	2011/01/24	50.40
23101	SGA Societe Generale Acceptance N.V. – Tencent Eu Wt Feb 11B	150,000,000	2010/06/17	2011/02/21	37.50
23098	UBS AG – A50 China European Warrants Jan 2011	100,000,000	2010/06/17	2011/01/17	15.00
23099	UBS AG – HKEx European Put Warrants May 2011	200,000,000	2010/06/17	2011/05/16	50.00
23100	UBS AG – Tencent Holdings European Put Warrants Apr 2011	200,000,000	2010/06/17	2011/04/11	50.00
21742#	SGA Societe Generale Acceptance N.V. – Tencent Eu Wt Oct 10	500,000,000	2010/06/17	2010/10/13	10.50
23117	Barclays Bank plc – BOCL European Warrants Jan 2011	100,000,000	2010/06/18	2011/01/17	29.00
23121	Barclays Bank plc – BOCL European Put Warrants Jan 2011	100,000,000	2010/06/18	2011/01/17	25.00
23114	Barclays Bank plc – China Mobile European Wts Dec 2011	150,000,000	2010/06/18	2011/12/19	22.50
23113	Barclays Bank plc – ChiUnicom European Warrants Jun 2011	100,000,000	2010/06/18	2011/06/13	15.00
23116	Barclays Bank plc – China Life European Warrants Jan 2011	100,000,000	2010/06/18	2011/01/31	28.00
23119	Barclays Bank plc – China Life European Put Wts Jan 2011	100,000,000	2010/06/18	2011/01/31	26.00
23120	Barclays Bank plc – CM Bank European Put Warrants Jan 2011	100,000,000	2010/06/18	2011/01/31	16.00
23111	Barclays Bank plc – Sinopec Corp European Wts Jan 2011	100,000,000	2010/06/18	2011/01/17	35.00
23115	Barclays Bank plc – CPIC European Warrants Jan 2011	100,000,000	2010/06/18	2011/01/31	26.00
23118	Barclays Bank plc – HSI European Warrants Dec 2010 B	150,000,000	2010/06/18	2010/12/30	39.00
23122	Barclays Bank plc – HSI European Put Warrants Dec 2010 C	150,000,000	2010/06/18	2010/12/30	37.50
23123	Barclays Bank plc – HSI European Put Warrants Dec 2010 D	150,000,000	2010/06/18	2010/12/30	37.50
23124	Barclays Bank plc – HSI European Put Warrants Dec 2010 E	150,000,000	2010/06/18	2010/12/30	37.50
23125	Barclays Bank plc – HSI European Put Warrants Dec 2010 F	150,000,000	2010/06/18	2010/12/30	37.50
23112	Barclays Bank plc – Tencent Holdings European Warrants Dec10B	150,000,000	2010/06/18	2010/12/06	22.50
23108	BNP Paribas Arbit Issu B.V. – China Life Euro Wts Feb 2012	200,000,000	2010/06/18	2012/02/02	118.00
23109	BNP Paribas Arbit Issu B.V. – Tencent Holdings Eu Wts Nov 10	200,000,000	2010/06/18	2010/11/25	30.00
23138	Credit Suisse AG – Tencent Holdings European Wts Nov 2010 B	300,000,000	2010/06/18	2010/11/22	45.00
23139	Credit Suisse AG – Tencent Holdings European Wts Nov 2010 C	300,000,000	2010/06/18	2010/11/29	45.00
23140	Credit Suisse AG – Tencent Holdings European Wts Dec 2010	300,000,000	2010/06/18	2010/12/20	75.00
23143	Credit Suisse AG – Tencent Holdings European Put Wts Nov 10	300,000,000	2010/06/18	2010/11/08	45.00
23105	HK Bank – China Mobile European Warrants Dec 2010	160,000,000	2010/06/18	2010/12/20	40.00
23106	HK Bank – Datang Power European Warrants Dec 2010 B	80,000,000	2010/06/18	2010/12/20	20.00

# Main Board Warrants

Code	Derivative warrants	No. of issue (units)	Listing date	Expiry	Amount raised (HK\$ mil.)
23107	HK Bank – Lenovo European Warrants Dec 2010	120,000,000	2010/06/18	2010/12/20	30.00
23126	Macquarie Bank Ltd. – Tencent European Warrants Jan 2011	300,000,000	2010/06/18	2011/01/04	75.90
23144	CC Rabobank B.A. – BYD European Warrants May 2011	100,000,000	2010/06/18	2011/05/30	15.00
23128	CC Rabobank B.A. – Ch LongYuan European Warrants Nov 2010	200,000,000	2010/06/18	2010/11/01	30.00
23137	CC Rabobank B.A. – China COSCO European Warrants Sep 2011	200,000,000	2010/06/18	2011/09/29	50.00
23131	CC Rabobank B.A. – China Life European Warrants Nov 2010 B	300,000,000	2010/06/18	2010/11/29	102.00
23129	CC Rabobank B.A. – Ch Mobile European Warrants Oct 2010 C	200,000,000	2010/06/18	2010/10/07	62.00
23130	CC Rabobank B.A. – Ch Mobile European Warrants Dec 2010 B	200,000,000	2010/06/18	2010/12/23	68.00
23145	CC Rabobank B.A. – Mongolia Energy European Wts Dec 2010	100,000,000	2010/06/18	2010/12/30	25.00
23132	CC Rabobank B.A. – Renhe Comm European Warrants Jan 2011	100,000,000	2010/06/18	2011/01/28	25.00
23133	CC Rabobank B.A. – Shenzhen Invest European Warrants Dec 10	100,000,000	2010/06/18	2010/12/30	35.00
23134	CC Rabobank B.A. – Shimao Ppt European Warrants Jan 2011	150,000,000	2010/06/18	2011/01/28	37.50
23135	CC Rabobank B.A. – Tencent Holdings European Wts Nov 2010	300,000,000	2010/06/18	2010/11/25	45.00
23136	CC Rabobank B.A. – Tencent Holdings European Put Wts Dec 10	300,000,000	2010/06/18	2010/12/30	75.00
23127	CC Rabobank B.A. – Zijin Mining European Warrants May 2012	300,000,000	2010/06/18	2012/05/30	75.00
23141	RB of Scotland N.V. – Tencent Holdings European Wts Nov 10C	250,000,000	2010/06/18	2010/11/22	42.50
23110	UBS AG – Tencent Holdings European Warrants Oct 2010 B	200,000,000	2010/06/18	2010/10/25	30.00
23142	UBS AG – Tencent Holdings European Warrants Nov 2010 B	200,000,000	2010/06/18	2010/11/22	30.00
23146	UBS AG – Tencent Holdings European Put Warrants Nov 2010	200,000,000	2010/06/18	2010/11/08	30.00
23161	Deutsche Bank AG – China Mobile European Warrants Oct 2012	300,000,000	2010/06/21	2012/10/30	45.00
23160	Deutsche Bank AG – China Life European Warrants Dec 2010 B	300,000,000	2010/06/21	2010/12/28	147.00
23162	Deutsche Bank AG – Tencent Holdings European Warrants Nov10C	300,000,000	2010/06/21	2010/11/22	60.00
23157	HK Bank – Tencent European Warrants Jan 2011	120,000,000	2010/06/21	2011/01/20	30.00
23158	HK Bank – Tencent European Put Warrants Oct 2010	120,000,000	2010/06/21	2010/10/28	18.00
23156	J P Morgan SP BV – HKEx European Warrants Jun 2011	300,000,000	2010/06/21	2011/06/24	45.60
23147	SGA Societe Generale Acceptance N.V. – Ch Mob Eu Wt Oct 2012	800,000,000	2010/06/21	2012/10/29	120.00
23148	SGA Societe Generale Acceptance N.V. – CP&CC Eur Wt Jan 2011	80,000,000	2010/06/21	2011/01/24	47.20
23149	SGA Societe Generale Acceptance N.V. – CP&CC Eur Wt Feb 2011	80,000,000	2010/06/21	2011/02/21	39.20
23150	SGA Societe Generale Acceptance N.V. – HSI Eur Wt Dec 2010 G	250,000,000	2010/06/21	2010/12/30	62.50
23151	SGA Societe Generale Acceptance N.V. – Tencent Eu Wt Sep 10C	200,000,000	2010/06/21	2010/09/22	36.00
23152	SGA Societe Generale Acceptance N.V. – Tencent Eu Wt Dec 10B	200,000,000	2010/06/21	2010/12/06	38.00
23153	SGA Societe Generale Acceptance N.V. – Tencent Eu Wt Dec 10C	200,000,000	2010/06/21	2010/12/22	50.00
23159	SGA Societe Generale Acceptance N.V. – Tencent Eu Wt Dec 10D	200,000,000	2010/06/21	2010/12/20	30.00
23154	SGA Societe Generale Acceptance N.V. – Tencent Eu Wt Jan 11	200,000,000	2010/06/21	2011/01/19	62.00
23163	UBS AG – China Mobile European Warrants Dec 2011	300,000,000	2010/06/21	2011/12/12	75.00
23164	UBS AG – China Mobile European Warrants Jun 2012	300,000,000	2010/06/21	2012/06/25	75.00
23155	UBS AG – China Mobile European Warrants Oct 2010 B	100,000,000	2010/06/21	2010/10/25	15.00
18984#	Credit Suisse – Tencent Holdings European Warrants Oct 2010A	300,000,000	2010/06/21	2010/10/25	24.90
18516#	SGA Societe Generale Acceptance N.V. – Tencent Eu Wt Sep10 A	300,000,000	2010/06/21	2010/09/06	18.90
23166	KBC Fin Products Int'l Ltd. – Tencent Holdings Eu Wt Dec 10	150,000,000	2010/06/22	2010/12/22	37.50
23167	KBC Fin Products Int'l Ltd. – Tencent Holdings Eu Wt Jan 11A	150,000,000	2010/06/22	2011/01/11	37.50
23165	RB of Scotland N.V. – HSI European Put Warrants Dec 2010	400,000,000	2010/06/22	2010/12/30	100.40
22872#	Goldman Sachs SP (Asia) – Tencent Holdings European Wt Oct10	200,000,000	2010/06/22	2010/10/28	13.60
23173	BOCI Asia Ltd. – BOCL European Warrants Dec 2010	100,000,000	2010/06/23	2010/12/23	25.00

# Main Board Warrants

Code	Derivative warrants	No. of issue (units)	Listing date	Expiry	Amount raised (HK\$ mil.)
23174	BOCI Asia Ltd. – Dongfeng Motor European Warrants Mar 2011	100,000,000	2010/06/23	2011/03/28	15.00
23177	BOCI Asia Ltd. – Hutchison European Warrants Jan 2011	100,000,000	2010/06/23	2011/01/28	25.00
23178	BOCI Asia Ltd. – Shimao Ppt European Warrants Apr 2011	100,000,000	2010/06/23	2011/04/29	25.00
23179	BOCI Asia Ltd. – Tencent Holdings European Warrants Nov 2010	100,000,000	2010/06/23	2010/11/29	20.00
23180	Credit Suisse AG – CC Bank European Warrants Nov 2010 A	300,000,000	2010/06/23	2010/11/29	45.00
23181	Credit Suisse AG – HSI European Warrants Sep 2010 B	300,000,000	2010/06/23	2010/09/29	45.00
23168	Citigroup Global Mkt H Inc. – China Tel Euro Wts Dec 2010	80,000,000	2010/06/23	2010/12/23	20.00
23169	Citigroup Global Mkt H Inc. – Hutchison Euro Wts Jun 2011	100,000,000	2010/06/23	2011/06/09	25.00
23183	Deutsche Bank AG – Tencent Holdings European Put Wts Nov 10	200,000,000	2010/06/23	2010/11/01	30.00
23197	KBC Fin Products Int'l Ltd. – BOCL Euro Put Wts Jan 2011	148,000,000	2010/06/23	2011/01/14	56.24
23184	KBC Fin Products Int'l Ltd. – BOCL European Wts Dec 2010 B	188,000,000	2010/06/23	2010/12/23	71.44
23185	KBC Fin Products Int'l Ltd. – BOCL European Wts Jan 2011 B	248,000,000	2010/06/23	2011/01/05	62.00
23186	KBC Fin Products Int'l Ltd. – BOCL European Wts Jan 2011 C	268,000,000	2010/06/23	2011/01/19	67.00
23187	KBC Fin Products Int'l Ltd. – CC Bank Euro Wts Dec 2010 A	188,000,000	2010/06/23	2010/12/23	65.80
23188	KBC Fin Products Int'l Ltd. – CC Bank Euro Wts Dec 2010 B	208,000,000	2010/06/23	2010/12/28	54.08
23189	KBC Fin Products Int'l Ltd. – CC Bank Euro Wts Jan 2011 A	148,000,000	2010/06/23	2011/01/06	76.96
23190	KBC Fin Products Int'l Ltd. – CC Bank Euro Wts Jan 2011 B	248,000,000	2010/06/23	2011/01/03	62.00
23194	KBC Fin Products Int'l Ltd. – China Life Euro Wts Dec 2010 B	188,000,000	2010/06/23	2010/12/23	56.02
23195	KBC Fin Products Int'l Ltd. – China Life Euro Wts Dec 2010 C	268,000,000	2010/06/23	2010/12/28	67.00
23196	KBC Fin Products Int'l Ltd. – China Life Euro Wts Jan 2011	288,000,000	2010/06/23	2011/01/20	72.00
23198	KBC Fin Products Int'l Ltd. – China Life Eur Put Wt Jan 2011	228,000,000	2010/06/23	2011/01/14	72.96
23191	KBC Fin Products Int'l Ltd. – ICBC European Wts Dec 2010	148,000,000	2010/06/23	2010/12/23	53.28
23192	KBC Fin Products Int'l Ltd. – ICBC European Wts Jan 2011 A	188,000,000	2010/06/23	2011/01/06	52.64
23193	KBC Fin Products Int'l Ltd. – ICBC European Wts Jan 2011 B	188,000,000	2010/06/23	2011/01/17	47.00
23172	CC Rabobank B.A. – HSI European Put Warrants Nov 2010	200,000,000	2010/06/23	2010/11/29	31.20
23170	CC Rabobank B.A. – HSI European Warrants Dec 2010 C	200,000,000	2010/06/23	2010/12/30	50.00
23171	CC Rabobank B.A. – HSI European Warrants Dec 2010 D	200,000,000	2010/06/23	2010/12/30	50.00
23175	CC Rabobank B.A. – HSI European Put Warrants Dec 2010 E	200,000,000	2010/06/23	2010/12/30	50.00
23176	CC Rabobank B.A. – HSI European Put Warrants Dec 2010 F	200,000,000	2010/06/23	2010/12/30	50.00
23182	RB of Scotland N.V. – China Shenhua European Wts Dec 2010	150,000,000	2010/06/23	2010/12/31	39.60
23207	Credit Suisse AG – Tencent Holdings European Wts Sep 2010 C	300,000,000	2010/06/24	2010/09/24	45.00
23208	Credit Suisse AG – Tencent Holdings European Put Wts Jun 11	300,000,000	2010/06/24	2011/06/27	75.00
23209	Deutsche Bank AG – Tencent Holdings European Warrants Dec 10	200,000,000	2010/06/24	2010/12/28	50.00
23199	HK Bank – Fushan Energy European Warrants Dec 2010	120,000,000	2010/06/24	2010/12/24	30.00
23205	Macquarie Bank Ltd. – Jiangxi Copper European Wts Jan 2011 B	250,000,000	2010/06/24	2011/01/04	66.00
23206	Macquarie Bank Ltd. – Tencent European Put Warrants Jul 2011	250,000,000	2010/06/24	2011/07/06	62.75
23200	CC Rabobank B.A. – CC Bank European Warrants Dec 2010 B	120,000,000	2010/06/24	2010/12/21	30.00
23203	CC Rabobank B.A. – Chaoda Modern European Warrants May 2011	200,000,000	2010/06/24	2011/05/30	50.00
23201	CC Rabobank B.A. – China Life European Warrants Nov 2010 C	300,000,000	2010/06/24	2010/11/08	54.00
23202	CC Rabobank B.A. – CNBM European Warrants Mar 2011	150,000,000	2010/06/24	2011/03/30	37.50
23204	CC Rabobank B.A. – Geely Auto European Warrants Nov 2010	100,000,000	2010/06/24	2010/11/25	40.00
23210	Citigroup Global Mkt H Inc. – HKEx European Put Wts May 2011	100,000,000	2010/06/25	2011/05/12	15.00
23215	KBC Fin Products Int'l Ltd. – China Tel Euro Wts Feb 2011	80,000,000	2010/06/25	2011/02/08	32.00
23216	KBC Fin Products Int'l Ltd. – China Tel Euro Wts Mar 2011	80,000,000	2010/06/25	2011/03/08	20.00

# Main Board Warrants

Code	Derivative warrants	No. of issue (units)	Listing date	Expiry	Amount raised (HK\$ mil.)
23217	KBC Fin Products Int'l Ltd. – China Unicom Euro Wts Jun 2011	80,000,000	2010/06/25	2011/06/01	20.00
23214	KBC Fin Products Int'l Ltd. – CNOOC European Wts Dec 2010 B	128,000,000	2010/06/25	2010/12/13	19.20
23220	KBC Fin Products Int'l Ltd. – A50 Ch Euro Wts Jun 2011	258,000,000	2010/06/25	2011/06/03	38.70
23224	KBC Fin Products Int'l Ltd. – HKEx European Put Wts Mar 2011	108,000,000	2010/06/25	2011/03/15	18.36
23222	KBC Fin Products Int'l Ltd. – HKEx European Warrants Jul 11A	128,000,000	2010/06/25	2011/07/04	19.20
23223	KBC Fin Products Int'l Ltd. – HKEx European Warrants Jul 11B	128,000,000	2010/06/25	2011/07/18	19.20
23221	KBC Fin Products Int'l Ltd. – Hutchison Euro Wts Dec 2010	80,000,000	2010/06/25	2010/12/28	20.00
23225	KBC Fin Products Int'l Ltd. – Hutchison Eur Put Wts Dec 2010	80,000,000	2010/06/25	2010/12/28	35.20
23218	KBC Fin Products Int'l Ltd. – Tencent Holdings Eu Wt Jan 11B	150,000,000	2010/06/25	2011/01/03	37.50
23219	KBC Fin Products Int'l Ltd. – Tencent Holdings Eu Wt Feb 11	150,000,000	2010/06/25	2011/02/01	39.00
23226	KBC Fin Products Int'l Ltd-Tencent Holdings Eu Put Wt Feb 11	150,000,000	2010/06/25	2011/02/01	37.50
23212	Macquarie Bank Ltd. – CHALCO European Warrants Jul 2011	200,000,000	2010/06/25	2011/07/05	30.00
23211	SGA Societe Generale Acceptance N.V. – HWL Eur Wt Dec 2010	100,000,000	2010/06/25	2010/12/29	34.00
23213	SGA Societe Generale Acceptance N.V. – Tencent Eu Wt Nov 10B	200,000,000	2010/06/25	2010/11/22	32.00
20758#	Merrill Lynch Int'l & Co. C.V. -HSI European Put Wts Aug 10E	200,000,000	2010/06/25	2010/08/30	11.00
23237	BNP Paribas Arbit Issu B.V. – HSI European Wts Dec 2010	200,000,000	2010/06/28	2010/12/30	50.00
23238	BNP Paribas Arbit Issu B.V. – HSI Euro Put Wts Oct 2010 B	200,000,000	2010/06/28	2010/10/28	44.00
23241	BNP Paribas Arbit Issu B.V. – HSI Euro Put Wts Dec 2010 C	200,000,000	2010/06/28	2010/12/30	66.00
23235	Credit Suisse AG – HSI European Put Warrants Oct 2010	300,000,000	2010/06/28	2010/10/28	45.00
23239	Credit Suisse AG – HSI European Warrants Oct 2010 B	315,000,000	2010/06/28	2010/10/28	47.25
23236	Credit Suisse AG – HSI European Put Warrants Nov 2010 B	315,000,000	2010/06/28	2010/11/29	47.25
23232	Deutsche Bank AG – CC Bank European Warrants Dec 2010	300,000,000	2010/06/28	2010/12/28	156.00
23233	Deutsche Bank AG – Sinopec Corp European Warrants Jul 2011	300,000,000	2010/06/28	2011/07/25	45.00
23234	Deutsche Bank AG – HSBC European Warrants Apr 2011	300,000,000	2010/06/28	2011/04/26	45.00
23242	RB of Scotland N.V. – HSI European Put Warrants Oct 2010	250,000,000	2010/06/28	2010/10/28	47.25
23240	RB of Scotland N.V. – HSI European Warrants Nov 2010 D	250,000,000	2010/06/28	2010/11/29	44.75
23229	SGA Societe Generale Acceptance N.V. – HSI Eu Put Wt Dec10H	300,000,000	2010/06/28	2010/12/30	75.00
23230	SGA Societe Generale Acceptance N.V. – HSI Eu Put Wt Dec10I	300,000,000	2010/06/28	2010/12/30	75.00
23231	SGA Societe Generale Acceptance N.V. – HSI Eu Put Wt Dec10J	300,000,000	2010/06/28	2010/12/30	93.00
23227	UBS AG – Hutchison European Warrants Oct 2010	100,000,000	2010/06/28	2010/10/11	26.00
23228	UBS AG – Tencent Holdings European Warrants Dec 2010 B	200,000,000	2010/06/28	2010/12/20	46.00
23253	BOCI Asia Ltd. – BOCL European Put Warrants Jan 2011	100,000,000	2010/06/29	2011/01/27	25.00
23250	BOCI Asia Ltd. – Sinopec Corp European Warrants Dec 2010	100,000,000	2010/06/29	2010/12/30	35.00
23252	BOCI Asia Ltd. – Sinopharm European Warrants Jan 2011	100,000,000	2010/06/29	2011/01/14	25.00
23251	BOCI Asia Ltd. – Yurun Food European Warrants Jan 2011	100,000,000	2010/06/29	2011/01/07	25.00
10979	BNP Paribas Arbit Issu B.V. – Gold European Warrants May 11	200,000,000	2010/06/29	2011/05/06	50.00
10983	BNP Paribas Arbit Issu B.V. – Gold European Put Wts May 2011	200,000,000	2010/06/29	2011/05/06	52.00
23269	Credit Suisse AG – BYD European Warrants Dec 2010	300,000,000	2010/06/29	2010/12/23	45.00
23270	Credit Suisse AG – BYD European Warrants May 2011	300,000,000	2010/06/29	2011/05/30	45.00
23271	Credit Suisse AG – CC Bank European Warrants Nov 2010 B	300,000,000	2010/06/29	2010/11/15	45.00
23272	Credit Suisse AG – China Mobile European Warrants Nov 2010 A	300,000,000	2010/06/29	2010/11/29	174.00
23273	Credit Suisse AG – China Mobile European Warrants Nov 2010 B	300,000,000	2010/06/29	2010/11/29	60.00
23274	Credit Suisse AG – CNOOC European Warrants Nov 2010	300,000,000	2010/06/29	2010/11/29	45.00
23275	Credit Suisse AG – HSBC European Wts Nov 2010 B	300,000,000	2010/06/29	2010/11/15	45.00

# Main Board Warrants

Code	Derivative warrants	No. of			Amount raised (HK\$ mil.)
		issue (units)	Listing date	Expiry	
23276	Credit Suisse AG – HSBC European Wts Dec 2010 B	300,000,000	2010/06/29	2010/12/06	45.00
23277	Credit Suisse AG – Hutchison European Warrants Nov 2010	300,000,000	2010/06/29	2010/11/08	45.00
23278	Credit Suisse AG – ICBC European Warrants Nov 2010	300,000,000	2010/06/29	2010/11/15	78.00
23279	Credit Suisse AG – Jiangxi Copper European Wts Nov 2010 C	300,000,000	2010/06/29	2010/11/08	45.00
23243	Citigroup Global Mkt H Inc. – China Life Euro Wts Feb 2011	100,000,000	2010/06/29	2011/02/21	25.00
23244	Citigroup Global Mkt H Inc. – A50 China Euro Wts Aug 2011	200,000,000	2010/06/29	2011/08/29	30.00
23259	Deutsche Bank AG – Sinopec Corp European Warrants Oct 2010	200,000,000	2010/06/29	2010/10/11	42.00
23260	Deutsche Bank AG – HKEx European Warrants Jul 2011	300,000,000	2010/06/29	2011/07/18	45.00
23261	Deutsche Bank AG – HSBC European Put Warrants Dec 2011	200,000,000	2010/06/29	2011/12/28	32.00
23262	Deutsche Bank AG – HSI European Warrants Dec 2010 D	300,000,000	2010/06/29	2010/12/30	75.00
23263	Deutsche Bank AG – HSI European Warrants Dec 2010 E	300,000,000	2010/06/29	2010/12/30	78.00
23264	Deutsche Bank AG – HSI European Put Warrants Dec 2010 F	300,000,000	2010/06/29	2010/12/30	75.00
23265	Deutsche Bank AG – HSI European Put Warrants Dec 2010 G	300,000,000	2010/06/29	2010/12/30	78.00
23266	Deutsche Bank AG – HSI European Put Warrants Dec 2010 H	300,000,000	2010/06/29	2010/12/30	81.00
23245	J P Morgan SP BV – CITIC Bank European Warrants Dec 2010 B	80,000,000	2010/06/29	2010/12/29	26.80
23246	J P Morgan SP BV – China Life European Warrants Dec 2010 B	100,000,000	2010/06/29	2010/12/29	25.00
23248	J P Morgan SP BV – CNOOC European Warrants Jun 2011	200,000,000	2010/06/29	2011/06/29	50.00
23247	J P Morgan SP BV – Chi Res Land European Warrants Dec 2010 B	100,000,000	2010/06/29	2010/12/30	25.00
23249	J P Morgan SP BV – Shimao Property European Wts Mar 2011	138,000,000	2010/06/29	2011/03/30	34.50
23268	KBC Fin Products Int'l Ltd. – A50 Ch Euro Wts Feb 2011	200,000,000	2010/06/29	2011/02/01	50.00
23254	CC Rabobank B.A. – BOCL European Warrants Nov 2010	120,000,000	2010/06/29	2010/11/08	38.40
23255	CC Rabobank B.A. – CC Bank European Warrants Nov 2010	200,000,000	2010/06/29	2010/11/22	46.00
23256	CC Rabobank B.A. – HKEx European Warrants Jun 2011	200,000,000	2010/06/29	2011/06/27	30.00
23257	CC Rabobank B.A. – Hutchison European Warrants Nov 2010	200,000,000	2010/06/29	2010/11/08	30.00
23258	CC Rabobank B.A. – Ping An European Warrants Dec 2010	100,000,000	2010/06/29	2010/12/30	42.00
23267	UBS AG – HSI European Put Warrants Nov 2010 G	200,000,000	2010/06/29	2010/11/29	40.00
21616#	UBS AG – CC Bank European Warrants Sep 2010 B	100,000,000	2010/06/29	2010/09/20	19.40
23280	Citigroup Global Mkt H Inc. – HSBC European Wts Sep 2011	150,000,000	2010/06/30	2011/09/23	22.50
23307	J P Morgan SP BV – Anhui Conch European Warrants Dec 2010 B	100,000,000	2010/06/30	2010/12/30	29.00
23306	J P Morgan SP BV – CHALCO European Warrants Nov 2011	200,000,000	2010/06/30	2011/11/28	50.00
23310	J P Morgan SP BV – CITIC Pacific Euro Wts Mar 2011	100,000,000	2010/06/30	2011/03/30	25.00
23308	J P Morgan SP BV – CNBM European Warrants Dec 2010	100,000,000	2010/06/30	2010/12/30	25.00
23309	J P Morgan SP BV – Ch Railway Cons European Warrants Jun11B	180,000,000	2010/06/30	2011/06/29	45.00
23311	J P Morgan SP BV – Dongfeng Motor European Warrants Mar 2011	180,000,000	2010/06/30	2011/03/30	45.00
23331	J P Morgan SP BV – Hutchison European Warrants Dec 2010 B	100,000,000	2010/06/30	2010/12/30	29.00
23312	J P Morgan SP BV – PetroChina European Warrants Apr 2011	300,000,000	2010/06/30	2011/04/21	45.00
23313	J P Morgan SP BV – Sinopharm European Warrants Dec 2010	88,000,000	2010/06/30	2010/12/30	24.20
23326	KBC Fin Products Int'l Ltd. – Ch Mobile Euro Wt Dec 2010	128,000,000	2010/06/30	2010/12/30	38.40
23325	KBC Fin Products Int'l Ltd. – Ch Mobile Euro Wt Oct 2010 G	128,000,000	2010/06/30	2010/10/18	35.84
23330	KBC Fin Products Int'l Ltd. – HSI Euro Put Wts Jan 2011	200,000,000	2010/06/30	2011/01/28	50.00
23322	KBC Fin Products Int'l Ltd. – HSI European Wts Dec 2010 E	200,000,000	2010/06/30	2010/12/30	50.00
23323	KBC Fin Products Int'l Ltd. – HSI European Wts Dec 2010 F	200,000,000	2010/06/30	2010/12/30	50.00
23324	KBC Fin Products Int'l Ltd. – HSI European Wts Dec 2010 G	200,000,000	2010/06/30	2010/12/30	50.00
23327	KBC Fin Products Int'l Ltd. – HSI Euro Put Wts Dec 2010 H	200,000,000	2010/06/30	2010/12/30	50.00

# Main Board Warrants

Code	Derivative warrants	No. of			Amount raised (HK\$ mil.)
		issue (units)	Listing date	Expiry	
23328	KBC Fin Products Int'l Ltd. – HSI Euro Put Wts Dec 2010 I	200,000,000	2010/06/30	2010/12/30	50.00
23329	KBC Fin Products Int'l Ltd. – HSI Euro Put Wts Dec 2010 J	200,000,000	2010/06/30	2010/12/30	54.00
23301	Macquarie Bank Ltd. – Anta Sports European Warrants Apr 2011	200,000,000	2010/06/30	2011/04/28	50.00
23302	Macquarie Bank Ltd. – Jiangxi Copper European Wts Feb 2011	200,000,000	2010/06/30	2011/02/02	50.60
23303	Macquarie Bank Ltd. – Shimao Ppt European Warrants Jun 2011	200,000,000	2010/06/30	2011/06/23	50.20
23290	Nomura Int'l plc – Air China European Warrants Dec 2010	200,000,000	2010/06/30	2010/12/31	30.20
23291	Nomura Int'l plc – Air China European Warrants Jun 2011	150,000,000	2010/06/30	2011/06/30	37.65
23299	Nomura Int'l plc – BOC HK European Warrants Dec 2010	100,000,000	2010/06/30	2010/12/31	15.00
23294	Nomura Int'l plc – China Mobile European Warrants Dec 2010	50,000,000	2010/06/30	2010/12/31	48.95
23295	Nomura Int'l plc – China Mobile European Warrants Dec 2011	200,000,000	2010/06/30	2011/12/05	41.00
23296	Nomura Int'l plc – China Mobile European Put Warrants Dec 11	200,000,000	2010/06/30	2011/12/30	50.00
23288	Nomura Int'l plc – Cheung Kong European Warrants Dec 2012	100,000,000	2010/06/30	2012/12/31	25.00
23289	Nomura Int'l plc – China Life European Warrants Sep 2010 C	100,000,000	2010/06/30	2010/09/30	15.50
23300	Nomura Int'l plc – CNOOC European Warrants Mar 2011	100,000,000	2010/06/30	2011/03/31	15.00
23286	Nomura Int'l plc – Sinopec European Warrants Jul 2011	100,000,000	2010/06/30	2011/07/29	15.00
23298	Nomura Int'l plc – A50 China European Warrants Nov 2010	200,000,000	2010/06/30	2010/11/22	30.00
23297	Nomura Int'l plc – A50 China European Warrants Jun 2011	200,000,000	2010/06/30	2011/06/30	50.00
23281	Nomura Int'l plc – HSBC European Warrants Jan 2013	100,000,000	2010/06/30	2013/01/31	15.00
23285	Nomura Int'l plc – JIANC European Warrants Dec 2010 B	100,000,000	2010/06/30	2010/12/31	25.00
23287	Nomura Int'l plc – PetroChina European Warrants Apr 2011	100,000,000	2010/06/30	2011/04/29	15.00
23283	Nomura Int'l plc – SHK P European Warrants Feb 2011	100,000,000	2010/06/30	2011/02/28	15.00
23282	Nomura Int'l plc – SHK P European Warrants Jun 2011	100,000,000	2010/06/30	2011/06/30	25.00
23284	Nomura Int'l plc – SHK P European Warrants Oct 2011	100,000,000	2010/06/30	2011/10/31	18.50
23292	Nomura Int'l plc – Tencent Holdings European Warrants Dec10C	100,000,000	2010/06/30	2010/12/31	25.00
23293	Nomura Int'l plc – Tencent Holdings European Warrants Mar 11	100,000,000	2010/06/30	2011/03/31	25.00
23315	CC Rabobank B.A. – Ch Mobile European Warrants Oct 2011	200,000,000	2010/06/30	2011/10/11	32.00
23314	CC Rabobank B.A. – China Life European Put Warrants Nov 2010	150,000,000	2010/06/30	2010/11/08	31.50
23316	CC Rabobank B.A. – Tencent Holdings European Wts Dec 2010 A	200,000,000	2010/06/30	2010/12/15	40.00
23317	CC Rabobank B.A. – Tencent Holdings European Wts Dec 2010 B	200,000,000	2010/06/30	2010/12/15	32.00
23318	CC Rabobank B.A. – Tencent Holdings European Put Wts Jun 11	200,000,000	2010/06/30	2011/06/29	50.00
23304	SGA Societe Generale Acceptance N.V. – Petch Eu Wt Nov 2011	200,000,000	2010/06/30	2011/11/21	30.00
23319	UBS AG – CC Bank European Warrants Nov 2010	100,000,000	2010/06/30	2010/11/18	15.00
23305	UBS AG – CNOOC European Warrants Nov 2010 B	100,000,000	2010/06/30	2010/11/29	15.00
23321	UBS AG – HSBC European Put Warrants Dec 2011	200,000,000	2010/06/30	2011/12/12	30.00
23320	UBS AG – Hutchison European Warrants Nov 2010	100,000,000	2010/06/30	2010/11/08	15.00
<b>Total</b>					<b>64,484.98</b>

# Further issue

# Main Board Debt Securities

## Debt Securities Trading Statistics

		Turnover value	
		Exchange fund notes (HK\$ mil)	Market total (HK\$ mil)
2009	Q2	–	0.51
	Q3	–	0.36
	Q4	–	0.16
2010	Q1	–	0.21
	Q2	–	1.22

## Debt Securities Nominal Value

		No. of issues	Nominal value (HK\$ mil.)
2009	Q2	167	395,723.72
	Q3	166	398,047.03
	Q4	157	391,908.38
2010	Q1	160	410,829.55
	Q2	158	426,338.89

## New Listing Statistics - Debt Securities

		No. of newly listed debt securities	Amount raised (HK\$ mil.)
2009	Q2	5	12,295.05
	Q3	8	19,782.43
	Q4	6	9,996.64
2010	Q1	9	30,996.63
	Q2	6	28,133.65



# Main Board Debt Securities

## Newly Listed Debt Securities

for 2nd quarter 2010

Code	Debt securities	Principal		Listing date	Maturity	Amount raised (HK\$ mil.)
04319	PB Issuer (No.2) Ltd.1.75% Guaranteed Convertible Bonds 2016	USD	230,000,000	2010/04/13	2016/04/12	1,794.00
04316 #	Bank of China (Hong Kong) Ltd. 5.55% Subordinated Notes 2020	USD	900,000,000	2010/04/20	2020/02/11	6,986.38
04320	Axiata SPV1 (Labuan) Ltd. 5.375% Guaranteed Notes 2020	USD	300,000,000	2010/04/29	2020/04/28	2,338.57
04203 #	The Govt of the HKSAR of the PRC 2.93% Bonds 2020	HKD	3,000,000,000	2010/05/06	2020/01/13	2,999.10
04002	Hong Kong Monetary Authority 0.72% Exchange Fund Notes 2012	HKD	1,200,000,000	2010/05/18	2012/05/17	1,202.52
04321	1Malaysia Sukuk Global Berhad Trust Certificates 2015	USD	1,250,000,000	2010/06/07	2015/06/04	9,750.00
04178 #	Hong Kong Monetary Authority 2.88% Exchange Fund Notes 2013	HKD	1,200,000,000	2010/06/14	2013/06/17	1,260.96
04003	Hong Kong Monetary Authority 1.65% Exchange Fund Notes 2015	HKD	1,000,000,000	2010/06/15	2015/06/15	997.40
04004	Hong Kong Monetary Authority 2.53% Exchange Fund Notes 2020	HKD	800,000,000	2010/06/22	2020/06/22	804.72
						<b>28,133.65</b>

# Main Board Unit Trusts and Mutual Funds

## Unit Trusts and Mutual Funds Trading Statistics

		Exchange Traded	Real Estate	Others	Total	% of market total
		Fund (ETF)	Investment			
		(HK\$ mil.)	Trusts (REITs)	(HK\$ mil.)	(HK\$ mil.)	(HK\$ mil.)
2009	Q2	107,216.84	14,023.80	297.04	121,537.68	2.79
	Q3	167,985.99	11,199.87	233.84	179,419.70	4.16
	Q4	121,814.83	10,126.33	339.11	132,280.28	3.23
2010	Q1	108,553.03	9,219.80	147.40	117,920.23	3.01
	Q2	136,150.74	10,809.77	176.89	147,137.40	3.94

Note: 1. Include turnover values in HKD only.

## Unit Trusts and Mutual Funds Market Value

		Exchange Traded Funds		Real Estate Investment Trusts		Others	No. of issues	Total
		No. of issues	(HK\$ mil.)	No. of issues	(HK\$ mil.)			
2009	Q2	30	403,231.67	7	58,858.17	2	39	464,525.86
	Q3	37	435,197.50	7	65,764.70	2	46	503,565.57
	Q4	43	496,812.50	7	73,818.20	2	52	573,669.20
2010	Q1	61	501,813.45	7	76,649.30	2	70	581,378.53
	Q2	62	584,399.19	8	82,806.33	2	72	669,822.73

## New Listing Unit Trust and Mutual Funds Statistics

		No. of newly listed	Funds raised
		unit trust and mutual funds	(HK\$ mil.)
2009	Q2	6	-
	Q3	7	-
	Q4	6	-
2010	Q1	18	-
	Q2	2	-

# Main Board Unit Trusts and Mutual Funds

## Newly Listed Unit Trust and Mutual Funds

for 2nd quarter 2010

Code	Unit trust and Mutual funds	Fund manager	Issue price (HK\$)	Amount raised (HK\$ mil)	Listing date
00778	Fortune Real Estate Investment Trust	ARA Asset Management (Fortune) Ltd.	n.a.	n.a.	2010/04/20
02818	PAragon CSI RAFI 50 ETF	Ping An of China Asset Management (Hong Kong) Co. Ltd.	n.a.	n.a.	2010/05/07

# Main Board Callable Bull/Bear Contracts

## Callable Bull / Bear Contracts Trading Statistics

		Number	Market value (HK\$ mil.)	Turnover value (HK\$ mil.)
2009	Q2	1,620	153,963.94	470,890.15
	Q3	1,893	145,788.56	434,251.62
	Q4	1,692	91,190.57	419,558.61
2010	Q1	1,331	60,652.40	290,147.62
	Q2	1,020	43,060.09	299,639.52

## New Listings Callable Bull / Bear Contracts Statistics

		No. of newly listed CBBC	Amount raised (HK\$ mil.)
2009	Q2	2,057	140,519.83
	Q3	2,333	133,733.23
	Q4	2,054	115,888.51
2010	Q1	1,886	103,866.53
	Q2	1,473	74,636.30

# Main Board Callable Bull/Bear Contracts

## Newly Listed Callable Bull / Bear Contracts

for 2nd quarter 2010

Code	Callable Bull / Bear Contracts	No. of issue (units)	Listing date	Expiry	Amount raised (HK\$ mil.)
61275	BOCI Asia Ltd. – HSI R Bull CBBC Jul 2010 A	100,000,000	2010/04/01	2010/07/29	25.00
61280	Credit Suisse AG – HSI R Bear CBBC Sep 2010 D	220,000,000	2010/04/01	2010/09/29	55.00
61285	Deutsche Bank AG – China Life R Bear CBBC Aug 2010 E	150,000,000	2010/04/01	2010/08/02	43.50
61277	Deutsche Bank AG – HSI R Bull CBBC Aug 2010 V	300,000,000	2010/04/01	2010/08/30	75.00
61278	Deutsche Bank AG – HSI R Bull CBBC Sep 2010 Q	300,000,000	2010/04/01	2010/09/29	81.00
61282	Deutsche Bank AG – HSI R Bear CBBC Sep 2010 R	300,000,000	2010/04/01	2010/09/29	75.00
61286	RB of Scotland N.V. – HSI R Bear CBBC Jul 2010 D	250,000,000	2010/04/01	2010/07/29	62.50
61287	RB of Scotland N.V. – HSI R Bear CBBC Jul 2010 E	250,000,000	2010/04/01	2010/07/29	62.50
61281	UBS AG – HKEx R Bear CBBC Jul 2010 A	200,000,000	2010/04/01	2010/07/26	50.00
61279	UBS AG – HSI R Bull CBBC Jul 2010 Y	300,000,000	2010/04/01	2010/07/29	75.00
61283	UBS AG – HSI R Bear CBBC Jul 2010 R	300,000,000	2010/04/01	2010/07/29	75.00
61284	UBS AG – HSI R Bear CBBC Sep 2010 I	300,000,000	2010/04/01	2010/09/29	75.00
61293	Deutsche Bank AG – HSI R Bull CBBC Aug 2010 Q	300,000,000	2010/04/07	2010/08/30	75.00
61292	Deutsche Bank AG – HSI R Bear CBBC Aug 2010 X	300,000,000	2010/04/07	2010/08/30	75.00
61291	HK Bank – Sinopec Corp R Bull CBBC Jul 2010 B	180,000,000	2010/04/07	2010/07/09	45.00
61298	KBC Fin Products Int'l Ltd. – HSI R Bull CBBC Jul 2010 T	128,000,000	2010/04/07	2010/07/29	32.00
61299	KBC Fin Products Int'l Ltd. – HSI R Bull CBBC Aug 2010 S	128,000,000	2010/04/07	2010/08/30	32.00
61288	SGA Societe Generale Acceptance N.V. – HSI R Bull CBBC Aug10Q	300,000,000	2010/04/07	2010/08/30	75.00
61294	SGA Societe Generale Acceptance N.V. – HSI R Bull CBBC Aug10R	300,000,000	2010/04/07	2010/08/30	75.00
61290	SGA Societe Generale Acceptance N.V. – HSI R Bear CBBC Jul10J	300,000,000	2010/04/07	2010/07/29	75.00
61289	SGA Societe Generale Acceptance N.V. – HSI R Bear CBBC Jul10O	300,000,000	2010/04/07	2010/07/29	75.00
61295	UBS AG – BYD Company R Bull CBBC Aug 2010 E	100,000,000	2010/04/07	2010/08/16	25.00
61296	UBS AG – HSI R Bull CBBC Aug 2010 P	300,000,000	2010/04/07	2010/08/30	75.00
61297	UBS AG – HSI R Bear CBBC Sep 2010 J	300,000,000	2010/04/07	2010/09/29	75.00
61308	Deutsche Bank AG – A50 China R Bear CBBC Aug 2010 A	150,000,000	2010/04/08	2010/08/23	43.50
61304	Deutsche Bank AG – HSI R Bull CBBC Oct 2010 D	300,000,000	2010/04/08	2010/10/28	75.00
61305	Deutsche Bank AG – HSI R Bear CBBC Sep 2010 S	300,000,000	2010/04/08	2010/09/29	75.00
61306	CC Rabobank B.A. – HSI R Bull CBBC Sep 2010 F	200,000,000	2010/04/08	2010/09/29	50.00
61307	CC Rabobank B.A. – HSI R Bull CBBC Sep 2010 G	200,000,000	2010/04/08	2010/09/29	50.00
61300	UBS AG – BOCL R Bull CBBC Jul 2010 G	100,000,000	2010/04/08	2010/07/19	25.00
61302	UBS AG – A50 China R Bull CBBC Jul 2010 F	200,000,000	2010/04/08	2010/07/12	50.00
61303	UBS AG – HSI R Bull CBBC Sep 2010 M	300,000,000	2010/04/08	2010/09/29	75.00
61301	UBS AG – TCH R Bull CBBC Aug 2010 C	100,000,000	2010/04/08	2010/08/09	25.00
61310	Credit Suisse AG – Sinopec Corp R Bull CBBC Aug 2010 A	100,000,000	2010/04/09	2010/08/23	25.00
61314	Credit Suisse AG – Sinopec Corp R Bear CBBC Aug 2010 B	100,000,000	2010/04/09	2010/08/23	25.00
61311	Credit Suisse AG – A50 China R Bull CBBC Aug 2010 B	100,000,000	2010/04/09	2010/08/23	25.00
61312	Credit Suisse AG – HSI R Bull CBBC Aug 2010 P	220,000,000	2010/04/09	2010/08/30	55.00
61313	Credit Suisse AG – HSI R Bull CBBC Aug 2010 Q	220,000,000	2010/04/09	2010/08/30	55.00
61315	Credit Suisse AG – HSI R Bear CBBC Aug 2010 R	220,000,000	2010/04/09	2010/08/30	55.00
61322	Deutsche Bank AG – China Life R Bull CBBC Aug 2010 F	150,000,000	2010/04/09	2010/08/23	42.00
61323	Deutsche Bank AG – HSI R Bull CBBC Sep 2010 T	300,000,000	2010/04/09	2010/09/29	81.00
61324	Deutsche Bank AG – HSI R Bear CBBC Aug 2010 Z	300,000,000	2010/04/09	2010/08/30	75.00

# Main Board Callable Bull/Bear Contracts

Code	Callable Bull / Bear Contracts	No. of issue (units)	Listing date	Expiry	Amount raised (HK\$ mil.)
61319	RB of Scotland N.V. – China Mobile R Bear CBBC Aug 2010 A	80,000,000	2010/04/09	2010/08/16	20.00
61316	RB of Scotland N.V. – DJIA R Bull CBBC Sep 2010 D	40,000,000	2010/04/09	2010/09/17	10.00
61318	RB of Scotland N.V. – A50 China R Bull CBBC Aug 2010 A	80,000,000	2010/04/09	2010/08/09	20.00
61317	RB of Scotland N.V. – Nikkei 225 R Bull CBBC Sep 2010 C	40,000,000	2010/04/09	2010/09/10	10.00
61320	UBS AG – China Life R Bull CBBC Jul 2010 F	200,000,000	2010/04/09	2010/07/19	50.00
61321	UBS AG – HSI R Bull CBBC Aug 2010 M	300,000,000	2010/04/09	2010/08/30	75.00
61309	UBS AG – HSI R Bear CBBC Nov 2010 G	400,000,000	2010/04/09	2010/11/29	100.00
61332	Deutsche Bank AG – HSI R Bull CBBC Sep 2010 U	300,000,000	2010/04/12	2010/09/29	75.00
61334	RB of Scotland N.V. – COVS R Bull CBBC Aug 2010 A	80,000,000	2010/04/12	2010/08/09	20.00
61337	RB of Scotland N.V. – COVS R Bear CBBC Aug 2010 B	80,000,000	2010/04/12	2010/08/09	25.20
61336	RB of Scotland N.V. – CC Bank R Bull CBBC Aug 2010 A	80,000,000	2010/04/12	2010/08/23	20.00
61338	RB of Scotland N.V. – Jiangxi Copper R Bull CBBC Aug 2010 A	80,000,000	2010/04/12	2010/08/16	20.08
61335	RB of Scotland N.V. – SHK Ppt R Bull CBBC Jul 2010 C	80,000,000	2010/04/12	2010/07/19	20.00
61339	RB of Scotland N.V. – SHK Ppt R Bear CBBC Jul 2010 D	80,000,000	2010/04/12	2010/07/19	20.00
61325	SGA Societe Generale Acceptance N.V. – HSI R Bull CBBC Sep10M	300,000,000	2010/04/12	2010/09/29	75.00
61326	SGA Societe Generale Acceptance N.V. – HSI R Bull CBBC Sep10N	300,000,000	2010/04/12	2010/09/29	75.00
61327	SGA Societe Generale Acceptance N.V. – HSI R Bull CBBC Sep10O	300,000,000	2010/04/12	2010/09/29	75.00
61328	SGA Societe Generale Acceptance N.V. – HSI R Bear CBBC Jul10I	300,000,000	2010/04/12	2010/07/29	75.00
61330	UBS AG – HSCEI R Bull CBBC Aug 2010 A	200,000,000	2010/04/12	2010/08/30	50.00
61331	UBS AG – HSCEI R Bull CBBC Sep 2010 A	200,000,000	2010/04/12	2010/09/29	50.00
61329	UBS AG – HSI R Bull CBBC Jul 2010 N	300,000,000	2010/04/12	2010/07/29	75.00
61333	UBS AG – HSI R Bear CBBC Jul 2010 T	300,000,000	2010/04/12	2010/07/29	75.00
61342	Credit Suisse AG – HSI R Bull CBBC Aug 2010 S	195,000,000	2010/04/13	2010/08/30	48.75
61343	Credit Suisse AG – HSI R Bull CBBC Oct 2010 A	190,000,000	2010/04/13	2010/10/28	47.50
61354	Deutsche Bank AG – HSI R Bull CBBC Oct 2010 E	300,000,000	2010/04/13	2010/10/28	75.00
61358	Deutsche Bank AG – HSI R Bear CBBC Oct 2010 F	300,000,000	2010/04/13	2010/10/28	90.00
61340	KBC Fin Products Int'l Ltd. – HSI R Bull CBBC Jul 2010 U	128,000,000	2010/04/13	2010/07/29	32.00
61341	KBC Fin Products Int'l Ltd. – HSI R Bull CBBC Aug 2010 T	128,000,000	2010/04/13	2010/08/30	32.00
61352	CC Rabobank B.A. – HSI R Bull CBBC Sep 2010 H	200,000,000	2010/04/13	2010/09/29	50.00
61353	CC Rabobank B.A. – HSI R Bull CBBC Sep 2010 I	200,000,000	2010/04/13	2010/09/29	50.00
61348	UBS AG – China Mobile R Bear CBBC Sep 2010 A	200,000,000	2010/04/13	2010/09/27	50.00
61344	UBS AG – CC Bank R Bull CBBC Aug 2010 A	100,000,000	2010/04/13	2010/08/16	25.00
61345	UBS AG – China Life R Bull CBBC Aug 2010 A	200,000,000	2010/04/13	2010/08/23	50.00
61346	UBS AG – China Life R Bear CBBC Oct 2010 A	200,000,000	2010/04/13	2010/10/18	98.00
61347	UBS AG – China Life R Bear CBBC Oct 2010 B	200,000,000	2010/04/13	2010/10/18	118.00
61349	UBS AG – HKEx R Bear CBBC Oct 2010 A	200,000,000	2010/04/13	2010/10/11	56.00
61351	UBS AG – HSI R Bull CBBC Nov 2010 H	300,000,000	2010/04/13	2010/11/29	75.00
61350	UBS AG – ICBC R Bull CBBC Aug 2010 A	100,000,000	2010/04/13	2010/08/16	25.00
61360	BNP Paribas Arbit Issu B.V. – HSI R Bull CBBC Oct 2010 A	200,000,000	2010/04/14	2010/10/28	50.00
61361	BNP Paribas Arbit Issu B.V. – HSI R Bull CBBC Nov 2010 A	200,000,000	2010/04/14	2010/11/29	50.00
61397	Credit Suisse AG – China Mobile R Bull CBBC Sep 2010 B	100,000,000	2010/04/14	2010/09/27	25.00
61398	Credit Suisse AG – A50 China R Bear CBBC Sep 2010 A	100,000,000	2010/04/14	2010/09/27	25.00
61399	Credit Suisse AG – HSBC R Bear CBBC Sep 2010 B	100,000,000	2010/04/14	2010/09/27	25.00
61400	Credit Suisse AG – HSBC R Bear CBBC Oct 2010 A	100,000,000	2010/04/14	2010/10/25	25.00
61395	Credit Suisse AG – HSI R Bull CBBC Sep 2010 E	220,000,000	2010/04/14	2010/09/29	55.00

# Main Board Callable Bull/Bear Contracts

Code	Callable Bull / Bear Contracts	No. of issue (units)	Listing date	Expiry	Amount raised (HK\$ mil.)
61396	Credit Suisse AG – HSI R Bull CBBC Oct 2010 B	190,000,000	2010/04/14	2010/10/28	47.50
61401	Credit Suisse AG – HSI R Bear CBBC Sep 2010 F	220,000,000	2010/04/14	2010/09/29	55.00
61402	Credit Suisse AG – HSI R Bear CBBC Oct 2010 C	195,000,000	2010/04/14	2010/10/28	48.75
61403	Deutsche Bank AG – HSI R Bull CBBC Sep 2010 W	300,000,000	2010/04/14	2010/09/29	78.00
61404	Deutsche Bank AG – HSI R Bull CBBC Sep 2010 X	300,000,000	2010/04/14	2010/09/29	75.00
61405	Deutsche Bank AG – HSI R Bull CBBC Oct 2010 H	300,000,000	2010/04/14	2010/10/28	84.00
61362	Deutsche Bank AG – HSI R Bear CBBC Sep 2010 V	300,000,000	2010/04/14	2010/09/29	75.00
61363	Deutsche Bank AG – HSI R Bear CBBC Oct 2010 G	300,000,000	2010/04/14	2010/10/28	78.00
61406	Deutsche Bank AG – HSI R Bear CBBC Oct 2010 I	300,000,000	2010/04/14	2010/10/28	87.00
61407	Deutsche Bank AG – HSI R Bear CBBC Nov 2010 A	300,000,000	2010/04/14	2010/11/29	78.00
61408	Deutsche Bank AG – HSI R Bear CBBC Nov 2010 B	300,000,000	2010/04/14	2010/11/29	99.00
61409	Deutsche Bank AG – HSI R Bear CBBC Dec 2010 A	300,000,000	2010/04/14	2010/12/30	75.00
61410	Deutsche Bank AG – HSI R Bear CBBC Dec 2010 B	300,000,000	2010/04/14	2010/12/30	75.00
61372	HK Bank – Sinopec Corp R Bull CBBC Oct 2010 A	160,000,000	2010/04/14	2010/10/15	40.00
61373	HK Bank – Sinopec Corp R Bull CBBC Oct 2010 B	160,000,000	2010/04/14	2010/10/15	40.00
61374	HK Bank – HSI R Bull CBBC Sep 2010 E	120,000,000	2010/04/14	2010/09/29	30.00
61375	HK Bank – HSI R Bull CBBC Sep 2010 F	180,000,000	2010/04/14	2010/09/29	45.00
61418	KBC Fin Products Int'l Ltd. – HSI R Bull CBBC Aug 2010 U	128,000,000	2010/04/14	2010/08/30	32.00
61419	KBC Fin Products Int'l Ltd. – HSI R Bull CBBC Aug 2010 V	128,000,000	2010/04/14	2010/08/30	32.00
61420	KBC Fin Products Int'l Ltd. – HSI R Bull CBBC Aug 2010 W	128,000,000	2010/04/14	2010/08/30	32.00
61421	KBC Fin Products Int'l Ltd. – HSI R Bull CBBC Sep 2010 C	158,000,000	2010/04/14	2010/09/29	39.50
61422	KBC Fin Products Int'l Ltd. – HSI R Bull CBBC Sep 2010 D	158,000,000	2010/04/14	2010/09/29	39.50
61423	KBC Fin Products Int'l Ltd. – HSI R Bear CBBC Jul 2010 V	128,000,000	2010/04/14	2010/07/29	37.12
61424	KBC Fin Products Int'l Ltd. – HSI R Bear CBBC Aug 2010 X	128,000,000	2010/04/14	2010/08/30	32.00
61425	KBC Fin Products Int'l Ltd. – HSI R Bear CBBC Sep 2010 E	128,000,000	2010/04/14	2010/09/29	33.28
61426	KBC Fin Products Int'l Ltd. – HSI R Bear CBBC Sep 2010 F	128,000,000	2010/04/14	2010/09/29	32.00
61427	KBC Fin Products Int'l Ltd. – HSI R Bear CBBC Sep 2010 G	158,000,000	2010/04/14	2010/09/29	39.50
61428	CC Rabobank B.A. – HSI R Bull CBBC Sep 2010 J	200,000,000	2010/04/14	2010/09/29	50.00
61429	CC Rabobank B.A. – HSI R Bull CBBC Sep 2010 K	200,000,000	2010/04/14	2010/09/29	50.00
61379	RB of Scotland N.V. – BYD Company R Bull CBBC Aug 2010 A	80,000,000	2010/04/14	2010/08/16	20.00
61383	RB of Scotland N.V. – BYD Company R Bear CBBC Aug 2010 B	80,000,000	2010/04/14	2010/08/16	20.08
61380	RB of Scotland N.V. – Ch Life R Bull CBBC Aug 2010 A	80,000,000	2010/04/14	2010/08/09	20.08
61384	RB of Scotland N.V. – HSCEI R Bull CBBC Aug 2010 A	250,000,000	2010/04/14	2010/08/30	63.00
61385	RB of Scotland N.V. – HSCEI R Bull CBBC Aug 2010 B	250,000,000	2010/04/14	2010/08/30	62.75
61389	RB of Scotland N.V. – HSCEI R Bear CBBC Aug 2010 C	250,000,000	2010/04/14	2010/08/30	62.75
61390	RB of Scotland N.V. – HSCEI R Bear CBBC Aug 2010 D	250,000,000	2010/04/14	2010/08/30	62.75
61391	RB of Scotland N.V. – HSCEI R Bear CBBC Aug 2010 E	250,000,000	2010/04/14	2010/08/30	62.75
61386	RB of Scotland N.V. – HSI R Bull CBBC Aug 2010 A	250,000,000	2010/04/14	2010/08/30	62.75
61387	RB of Scotland N.V. – HSI R Bull CBBC Aug 2010 B	250,000,000	2010/04/14	2010/08/30	62.75
61388	RB of Scotland N.V. – HSI R Bull CBBC Aug 2010 C	250,000,000	2010/04/14	2010/08/30	62.75
61392	RB of Scotland N.V. – HSI R Bear CBBC Aug 2010 D	250,000,000	2010/04/14	2010/08/30	63.25
61393	RB of Scotland N.V. – HSI R Bear CBBC Aug 2010 E	250,000,000	2010/04/14	2010/08/30	63.00
61381	RB of Scotland N.V. – Jiangxi Copper R Bear CBBC Aug 2010 B	80,000,000	2010/04/14	2010/08/16	20.08
61382	RB of Scotland N.V. – Jiangxi Copper R Bear CBBC Aug 2010 C	80,000,000	2010/04/14	2010/08/16	24.16
61394	RB of Scotland N.V. – Nikkei 225 R Bear CBBC Sep 2010 D	40,000,000	2010/04/14	2010/09/10	10.08

# Main Board Callable Bull/Bear Contracts

Code	Callable Bull / Bear Contracts	No. of issue (units)	Listing date	Expiry	Amount raised (HK\$ mil.)
61357	SGA Societe Generale Acceptance N.V. – HSBC R Bull CBBC Jul10E	300,000,000	2010/04/14	2010/07/28	75.00
61355	SGA Societe Generale Acceptance N.V. – HSI R Bull CBBC Sep10P	300,000,000	2010/04/14	2010/09/29	75.00
61356	SGA Societe Generale Acceptance N.V. – HSI R Bull CBBC Sep10Q	300,000,000	2010/04/14	2010/09/29	75.00
61376	SGA Societe Generale Acceptance N.V. – HSI R Bull CBBC Sep10R	300,000,000	2010/04/14	2010/09/29	75.00
61377	SGA Societe Generale Acceptance N.V. – HSI R Bull CBBC Sep10S	300,000,000	2010/04/14	2010/09/29	75.00
61378	SGA Societe Generale Acceptance N.V. – HSI R Bull CBBC Sep10T	300,000,000	2010/04/14	2010/09/29	75.00
61359	SGA Societe Generale Acceptance N.V – SHK P R Bull CBBC Jul10A	100,000,000	2010/04/14	2010/07/28	25.00
61367	UBS AG – BOCL R Bear CBBC Oct 2010 A	100,000,000	2010/04/14	2010/10/18	25.00
61364	UBS AG – BYD Company R Bull CBBC Sep 2010 A	100,000,000	2010/04/14	2010/09/13	25.00
61368	UBS AG – CC Bank R Bear CBBC Oct 2010 A	100,000,000	2010/04/14	2010/10/11	25.00
61365	UBS AG – Cheung Kong R Bull CBBC Sep 2010 A	100,000,000	2010/04/14	2010/09/06	25.00
61366	UBS AG – HKEx R Bull CBBC Sep 2010 A	200,000,000	2010/04/14	2010/09/13	50.00
61411	UBS AG – HSCEI R Bull CBBC Sep 2010 B	200,000,000	2010/04/14	2010/09/29	50.00
61412	UBS AG – HSCEI R Bull CBBC Oct 2010 A	200,000,000	2010/04/14	2010/10/28	50.00
61414	UBS AG – HSI R Bull CBBC Aug 2010 F	300,000,000	2010/04/14	2010/08/30	75.00
61413	UBS AG – HSI R Bull CBBC Aug 2010 Q	300,000,000	2010/04/14	2010/08/30	75.00
61415	UBS AG – HSI R Bull CBBC Dec 2010 E	400,000,000	2010/04/14	2010/12/30	100.00
61370	UBS AG – HSI R Bear CBBC Aug 2010 R	300,000,000	2010/04/14	2010/08/30	75.00
61416	UBS AG – HSI R Bear CBBC Oct 2010 R	300,000,000	2010/04/14	2010/10/28	75.00
61417	UBS AG – HSI R Bear CBBC Nov 2010 I	300,000,000	2010/04/14	2010/11/29	75.00
61371	UBS AG – HSI R Bear CBBC Dec 2010 D	400,000,000	2010/04/14	2010/12/30	100.00
61369	UBS AG – TCH R Bear CBBC Sep 2010 A	100,000,000	2010/04/14	2010/09/27	33.00
61442	Deutsche Bank AG – CNOOC R Bull CBBC Aug 2010 B	150,000,000	2010/04/15	2010/08/12	37.50
61441	Deutsche Bank AG – Sinopec Corp R Bull CBBC Aug 2010 B	150,000,000	2010/04/15	2010/08/12	37.50
61432	Deutsche Bank AG – HSI R Bull CBBC Sep 2010 Y	300,000,000	2010/04/15	2010/09/29	75.00
61436	Deutsche Bank AG – HSI R Bear CBBC Sep 2010 Z	300,000,000	2010/04/15	2010/09/29	75.00
61430	HK Bank – CC Bank R Bull CBBC Aug 2010 A	160,000,000	2010/04/15	2010/08/27	40.00
61431	Macquarie Bank Ltd. – HSI R Bull CBBC Aug 2010 A	300,000,000	2010/04/15	2010/08/30	75.00
61435	Macquarie Bank Ltd. – HSI R Bear CBBC Aug 2010 B	300,000,000	2010/04/15	2010/08/30	75.00
61439	UBS AG – China Mobile R Bull CBBC Sep 2010 B	200,000,000	2010/04/15	2010/09/27	50.00
61440	UBS AG – HKEx R Bull CBBC Sep 2010 B	200,000,000	2010/04/15	2010/09/06	50.00
61433	UBS AG – HSCEI R Bear CBBC Oct 2010 B	200,000,000	2010/04/15	2010/10/28	50.00
61434	UBS AG – HSI R Bull CBBC Jul 2010 L	300,000,000	2010/04/15	2010/07/29	75.00
61437	UBS AG – HSI R Bull CBBC Sep 2010 P	300,000,000	2010/04/15	2010/09/29	75.00
61438	UBS AG – HSI R Bear CBBC Jul 2010 E	300,000,000	2010/04/15	2010/07/29	75.00
61443	BOCI Asia Ltd. – HSI R Bear CBBC Aug 2010 A	100,000,000	2010/04/16	2010/08/30	25.00
61456	Credit Suisse AG – China Mobile R Bull CBBC Oct 2010 A	100,000,000	2010/04/16	2010/10/25	25.00
61458	Credit Suisse AG – A50 China R Bull CBBC Sep 2010 B	100,000,000	2010/04/16	2010/09/27	25.00
61457	Credit Suisse AG – HSBC R Bull CBBC Sep 2010 C	100,000,000	2010/04/16	2010/09/27	25.00
61459	Credit Suisse AG – HSI R Bull CBBC Sep 2010 G	195,000,000	2010/04/16	2010/09/29	48.75
61460	Credit Suisse AG – HSI R Bull CBBC Nov 2010 E	190,000,000	2010/04/16	2010/11/29	47.50
61461	Credit Suisse AG – HSI R Bear CBBC Oct 2010 D	220,000,000	2010/04/16	2010/10/28	55.00
61470	KBC Fin Products Int'l Ltd. – HSI R Bull CBBC Aug 2010 Y	128,000,000	2010/04/16	2010/08/30	32.00
61471	KBC Fin Products Int'l Ltd. – HSI R Bull CBBC Sep 2010 H	158,000,000	2010/04/16	2010/09/29	39.50
61472	CC Rabobank B.A. – HSI R Bull CBBC Sep 2010 L	200,000,000	2010/04/16	2010/09/29	50.00



# Main Board Callable Bull/Bear Contracts

Code	Callable Bull / Bear Contracts	No. of issue (units)	Listing date	Expiry	Amount raised (HK\$ mil.)
61473	CC Rabobank B.A. – HSI R Bull CBBC Sep 2010 M	200,000,000	2010/04/16	2010/09/29	50.00
61451	SGA Societe Generale Acceptance N.V. – HSI R Bull CBBC Sep10X	300,000,000	2010/04/16	2010/09/29	75.00
61452	SGA Societe Generale Acceptance N.V. – HSI R Bull CBBC Sep10Y	300,000,000	2010/04/16	2010/09/29	75.00
61453	SGA Societe Generale Acceptance N.V. – HSI R Bull CBBC Sep10Z	300,000,000	2010/04/16	2010/09/29	75.00
61444	SGA Societe Generale Acceptance N.V. – HSI R Bear CBBC Jul10H	300,000,000	2010/04/16	2010/07/29	75.00
61454	SGA Societe Generale Acceptance N.V. – HSI R Bear CBBC Sep10G	300,000,000	2010/04/16	2010/09/29	75.00
61455	SGA Societe Generale Acceptance N.V. – HSI R Bear CBBC Sep10H	300,000,000	2010/04/16	2010/09/29	96.00
61445	SGA Societe Generale Acceptance N.V. – HSI R Bear CBBC Sep10U	300,000,000	2010/04/16	2010/09/29	75.00
61446	SGA Societe Generale Acceptance N.V. – HSI R Bear CBBC Sep10V	300,000,000	2010/04/16	2010/09/29	94.50
61447	SGA Societe Generale Acceptance N.V. – HSI R Bear CBBC Sep10W	300,000,000	2010/04/16	2010/09/29	118.50
61448	UBS AG – China Mobile R Bull CBBC Oct 2010 A	200,000,000	2010/04/16	2010/10/04	50.00
61462	UBS AG – CC Bank R Bull CBBC Sep 2010 A	100,000,000	2010/04/16	2010/09/13	25.00
61464	UBS AG – China Life R Bear CBBC Nov 2010 A	200,000,000	2010/04/16	2010/11/08	136.00
61463	UBS AG – Sinopec Corp R Bull CBBC Oct 2010 A	100,000,000	2010/04/16	2010/10/11	25.00
61449	UBS AG – HKEX R Bull CBBC Sep 2010 C	200,000,000	2010/04/16	2010/09/13	50.00
61475	UBS AG – HSI R Bull CBBC Jul 2010 G	300,000,000	2010/04/16	2010/07/29	75.00
61474	UBS AG – HSI R Bull CBBC Jul 2010 R	300,000,000	2010/04/16	2010/07/29	75.00
61476	UBS AG – HSI R Bull CBBC Sep 2010 U	300,000,000	2010/04/16	2010/09/29	75.00
61465	UBS AG – HSI R Bear CBBC Aug 2010 J	300,000,000	2010/04/16	2010/08/30	75.00
61466	UBS AG – HSI R Bear CBBC Sep 2010 R	300,000,000	2010/04/16	2010/09/29	75.00
61450	UBS AG – HSI R Bear CBBC Oct 2010 S	300,000,000	2010/04/16	2010/10/28	75.00
61467	UBS AG – HSI R Bear CBBC Oct 2010 T	300,000,000	2010/04/16	2010/10/28	75.00
61468	UBS AG – HSI R Bear CBBC Oct 2010 U	300,000,000	2010/04/16	2010/10/28	75.00
61469	UBS AG – HSI R Bear CBBC Oct 2010 V	300,000,000	2010/04/16	2010/10/28	75.00
61226 <sup>#</sup>	KBC Fin Products Int'l Ltd. – HSI R Bear CBBC Aug 2010 Q	120,000,000	2010/04/16	2010/08/30	22.68
61479	BOCI Asia Ltd. – HSI R Bull CBBC Aug 2010 B	100,000,000	2010/04/19	2010/08/30	25.00
61480	BOCI Asia Ltd. – HSI R Bull CBBC Aug 2010 C	100,000,000	2010/04/19	2010/08/30	25.00
61484	BOCI Asia Ltd. – HSI R Bear CBBC Aug 2010 D	100,000,000	2010/04/19	2010/08/30	25.00
61477	BNP Paribas Arbit Issu B.V. – HSI R Bull CBBC Oct 2010 B	200,000,000	2010/04/19	2010/10/28	50.00
61478	BNP Paribas Arbit Issu B.V. – HSI R Bull CBBC Nov 2010 B	200,000,000	2010/04/19	2010/11/29	50.00
61481	BNP Paribas Arbit Issu B.V. – HSI R Bear CBBC Oct 2010 C	200,000,000	2010/04/19	2010/10/28	50.00
61501	Credit Suisse AG – HSI R Bull CBBC Sep 2010 I	200,000,000	2010/04/19	2010/09/29	50.00
61496	Credit Suisse AG – HSI R Bear CBBC Sep 2010 H	220,000,000	2010/04/19	2010/09/29	55.00
61497	Credit Suisse AG – HSI R Bear CBBC Nov 2010 F	190,000,000	2010/04/19	2010/11/29	47.50
61498	KBC Fin Products Int'l Ltd. – A50 China R Bull CBBC Aug 10B	68,000,000	2010/04/19	2010/08/10	17.00
61500	KBC Fin Products Int'l Ltd. – A50 China R Bear CBBC Aug 10C	68,000,000	2010/04/19	2010/08/02	17.00
61502	KBC Fin Products Int'l Ltd. – A50 China R Bear CBBC Sep 10A	68,000,000	2010/04/19	2010/09/01	17.00
61499	KBC Fin Products Int'l Ltd. – HSI R Bear CBBC Aug 2010 Z	128,000,000	2010/04/19	2010/08/30	32.00
61482	RB of Scotland N.V. – China Mobile R Bull CBBC Aug 2010 B	80,000,000	2010/04/19	2010/08/16	20.00
61488	RB of Scotland N.V. – China Mobile R Bear CBBC Aug 2010 C	80,000,000	2010/04/19	2010/08/16	20.08
61483	RB of Scotland N.V. – COVS R Bull CBBC Aug 2010 C	80,000,000	2010/04/19	2010/08/09	20.08
61489	RB of Scotland N.V. – COVS R Bear CBBC Aug 2010 D	80,000,000	2010/04/19	2010/08/09	25.76
61485	RB of Scotland N.V. – HSI R Bull CBBC Sep 2010 A	250,000,000	2010/04/19	2010/09/29	62.50
61486	RB of Scotland N.V. – HSI R Bull CBBC Sep 2010 B	250,000,000	2010/04/19	2010/09/29	62.50
61487	RB of Scotland N.V. – HSI R Bull CBBC Sep 2010 C	250,000,000	2010/04/19	2010/09/29	62.75

# Main Board Callable Bull/Bear Contracts

Code	Callable Bull / Bear Contracts	No. of issue (units)	Listing date	Expiry	Amount raised (HK\$ mil.)
61494	UBS AG – HSBC R Bull CBBC Aug 2010 B	200,000,000	2010/04/19	2010/08/30	50.00
61490	UBS AG – HSI R Bull CBBC Aug 2010 W	300,000,000	2010/04/19	2010/08/30	75.00
61491	UBS AG – HSI R Bull CBBC Sep 2010 X	300,000,000	2010/04/19	2010/09/29	75.00
61492	UBS AG – HSI R Bull CBBC Nov 2010 J	400,000,000	2010/04/19	2010/11/29	100.00
61493	UBS AG – HSI R Bear CBBC Jul 2010 S	300,000,000	2010/04/19	2010/07/29	75.00
61495	UBS AG – TCH R Bull CBBC Sep 2010 B	100,000,000	2010/04/19	2010/09/27	25.00
61515	Goldman Sachs SP (Asia) – HSI R Bull CBBC Sep 2010 A	200,000,000	2010/04/20	2010/09/29	50.00
61516	Goldman Sachs SP (Asia) – HSI R Bull CBBC Sep 2010 B	200,000,000	2010/04/20	2010/09/29	50.00
61517	Goldman Sachs SP (Asia) – HSI R Bull CBBC Sep 2010 C	200,000,000	2010/04/20	2010/09/29	50.00
61507	KBC Fin Products Int'l Ltd. – HSI R Bear CBBC Sep 2010 I	128,000,000	2010/04/20	2010/09/29	34.56
61508	KBC Fin Products Int'l Ltd. – HSI R Bear CBBC Oct 2010 D	128,000,000	2010/04/20	2010/10/28	35.84
61509	KBC Fin Products Int'l Ltd. – HSI R Bear CBBC Oct 2010 E	128,000,000	2010/04/20	2010/10/28	46.08
61510	KBC Fin Products Int'l Ltd. – HSI R Bear CBBC Nov 2010 B	158,000,000	2010/04/20	2010/11/29	41.08
61511	KBC Fin Products Int'l Ltd. – HSI R Bear CBBC Nov 2010 C	128,000,000	2010/04/20	2010/11/29	43.52
61512	CC Rabobank B.A. – HSI R Bear CBBC Sep 2010 N	200,000,000	2010/04/20	2010/09/29	50.00
61513	CC Rabobank B.A. – HSI R Bear CBBC Sep 2010 O	200,000,000	2010/04/20	2010/09/29	50.00
61514	CC Rabobank B.A. – HSI R Bear CBBC Sep 2010 P	200,000,000	2010/04/20	2010/09/29	50.00
61503	UBS AG – A50 China R Bear CBBC Aug 2010 B	200,000,000	2010/04/20	2010/08/16	50.00
61504	UBS AG – HSI R Bull CBBC Nov 2010 K	400,000,000	2010/04/20	2010/11/29	100.00
61505	UBS AG – HSI R Bear CBBC Sep 2010 F	300,000,000	2010/04/20	2010/09/29	75.00
61506	UBS AG – HSI R Bear CBBC Sep 2010 Z	300,000,000	2010/04/20	2010/09/29	75.00
61542	Goldman Sachs SP (Asia) – HSI R Bear CBBC Sep 2010 D	200,000,000	2010/04/21	2010/09/29	50.00
61543	Goldman Sachs SP (Asia) – HSI R Bear CBBC Sep 2010 E	200,000,000	2010/04/21	2010/09/29	50.00
61545	Goldman Sachs SP (Asia) – HSI R Bear CBBC Sep 2010 F	200,000,000	2010/04/21	2010/09/29	50.00
61520	HK Bank – HSI R Bull CBBC Oct 2010 B	160,000,000	2010/04/21	2010/10/28	40.00
61534	KBC Fin Products Int'l Ltd. – Ch Mobile R Bull CBBC Aug 10A	108,000,000	2010/04/21	2010/08/02	27.00
61532	KBC Fin Products Int'l Ltd. – Ch Mobile R Bull CBBC Oct 10A	108,000,000	2010/04/21	2010/10/04	27.00
61533	KBC Fin Products Int'l Ltd. – Ch Mobile R Bull CBBC Oct 10B	108,000,000	2010/04/21	2010/10/04	27.00
61535	KBC Fin Products Int'l Ltd. – Ch Mobile R Bear CBBC Sep 10A	108,000,000	2010/04/21	2010/09/01	27.00
61537	KBC Fin Products Int'l Ltd. – Ch Mobile R Bear CBBC Oct 10C	108,000,000	2010/04/21	2010/10/08	27.00
61522	KBC Fin Products Int'l Ltd. – China Life R Bull CBBC Aug 10A	78,000,000	2010/04/21	2010/08/18	28.08
61523	KBC Fin Products Int'l Ltd. – China Life R Bull CBBC Aug 10B	78,000,000	2010/04/21	2010/08/05	19.50
61524	KBC Fin Products Int'l Ltd. – China Life R Bull CBBC Sep 10A	78,000,000	2010/04/21	2010/09/09	35.88
61528	KBC Fin Products Int'l Ltd. – Ch Life R Bear CBBC Aug 2010 C	78,000,000	2010/04/21	2010/08/05	19.50
61529	KBC Fin Products Int'l Ltd. – Ch Life R Bear CBBC Aug 2010 D	78,000,000	2010/04/21	2010/08/18	26.52
61530	KBC Fin Products Int'l Ltd. – Ch Life R Bear CBBC Sep 2010 B	78,000,000	2010/04/21	2010/09/15	37.44
61531	KBC Fin Products Int'l Ltd. – Ch Life R Bear CBBC Oct 2010 A	78,000,000	2010/04/21	2010/10/18	46.80
61525	KBC Fin Products Int'l Ltd. – CP&CC R Bear CBBC Oct 2010 A	128,000,000	2010/04/21	2010/10/04	39.68
61526	KBC Fin Products Int'l Ltd. – HSBC R Bear CBBC Sep 2010 A	108,000,000	2010/04/21	2010/09/01	27.00
61527	KBC Fin Products Int'l Ltd. – SHK Ppt R Bull CBBC Sep 2010 A	80,000,000	2010/04/21	2010/09/15	24.00
61536	CC Rabobank B.A. – A50 China R Bull CBBC Sep 2010 A	100,000,000	2010/04/21	2010/09/29	25.00
61538	CC Rabobank B.A. – A50 China R Bull CBBC Sep 2010 B	100,000,000	2010/04/21	2010/09/29	25.00
61539	CC Rabobank B.A. – A50 China R Bull CBBC Sep 2010 C	100,000,000	2010/04/21	2010/09/29	25.00
61540	CC Rabobank B.A. – A50 China R Bull CBBC Sep 2010 D	100,000,000	2010/04/21	2010/09/29	25.00
61544	CC Rabobank B.A. – A50 China R Bear CBBC Sep 2010 E	100,000,000	2010/04/21	2010/09/29	25.00

# Main Board Callable Bull/Bear Contracts

Code	Callable Bull / Bear Contracts	No. of issue (units)	Listing date	Expiry	Amount raised (HK\$ mil.)
61519	SGA Societe Generale Acceptance N.V. – HSI R Bear CBBC Jul10W	300,000,000	2010/04/21	2010/07/29	75.00
61518	SGA Societe Generale Acceptance N.V. – HSI R Bear CBBC Jul10Z	300,000,000	2010/04/21	2010/07/29	75.00
61541	UBS AG – China Life R Bear CBBC Oct 2010 C	200,000,000	2010/04/21	2010/10/25	60.00
61521	UBS AG – HSI R Bull CBBC Aug 2010 I	300,000,000	2010/04/21	2010/08/30	75.00
61547	Credit Suisse AG – A50 China R Bull CBBC Jul 2010 B	100,000,000	2010/04/22	2010/07/26	25.00
61546	Credit Suisse AG – HSI R Bull CBBC Aug 2010 T	220,000,000	2010/04/22	2010/08/30	55.00
61551	Goldman Sachs SP (Asia) – HSI R Bull CBBC Oct 2010 A	200,000,000	2010/04/22	2010/10/28	50.00
61555	Goldman Sachs SP (Asia) – HSI R Bear CBBC Oct 2010 B	200,000,000	2010/04/22	2010/10/28	50.00
61556	Goldman Sachs SP (Asia) – HSI R Bear CBBC Oct 2010 C	200,000,000	2010/04/22	2010/10/28	50.00
61550	UBS AG – HSBC R Bear CBBC Sep 2010 A	200,000,000	2010/04/22	2010/09/20	50.00
61548	UBS AG – HSI R Bear CBBC Nov 2010 L	400,000,000	2010/04/22	2010/11/29	100.00
61549	UBS AG – HSI R Bear CBBC Nov 2010 M	300,000,000	2010/04/22	2010/11/29	75.00
69983 <sup>#</sup>	HK Bank – A50 R Bull CBBC Aug 2010 A	200,000,000	2010/04/22	2010/08/12	30.00
61562	BNP Paribas Arbit Issu B.V. – HSI R Bear CBBC Dec 2010 A	200,000,000	2010/04/23	2010/12/30	50.00
61571	Credit Suisse AG – HSI R Bear CBBC Jul 2010 S	195,000,000	2010/04/23	2010/07/29	48.75
61574	KBC Fin Products Int'l Ltd. – A50 China R Bull CBBC Sep 10B	78,000,000	2010/04/23	2010/09/15	19.50
61575	KBC Fin Products Int'l Ltd. – A50 China R Bull CBBC Sep 10C	78,000,000	2010/04/23	2010/09/01	19.50
61564	KBC Fin Products Int'l Ltd. – HSI R Bull CBBC Sep 2010 J	128,000,000	2010/04/23	2010/09/29	32.00
61565	KBC Fin Products Int'l Ltd. – HSI R Bull CBBC Sep 2010 K	128,000,000	2010/04/23	2010/09/29	32.00
61572	KBC Fin Products Int'l Ltd. – HSI R Bear CBBC Aug 2010 L	128,000,000	2010/04/23	2010/08/30	32.00
61573	KBC Fin Products Int'l Ltd. – HSI R Bear CBBC Sep 2010 L	128,000,000	2010/04/23	2010/09/29	32.00
61566	Macquarie Bank Ltd. – HSI R Bull CBBC Jul 2010 C	300,000,000	2010/04/23	2010/07/29	75.00
61570	CC Rabobank B.A. – HSI R Bear CBBC Sep 2010 Q	200,000,000	2010/04/23	2010/09/29	50.00
61553	SGA Societe Generale Acceptance N.V. – CMob R Bull CBBC Aug10B	300,000,000	2010/04/23	2010/08/30	75.00
61552	SGA Societe Generale Acceptance N.V. – CCB R Bull CBBC Aug10A	200,000,000	2010/04/23	2010/08/30	50.00
61558	SGA Societe Generale Acceptance N.V. – A50 R Bull CBBC Aug10A	150,000,000	2010/04/23	2010/08/30	37.50
61559	SGA Societe Generale Acceptance N.V. – A50 R Bull CBBC Aug10B	150,000,000	2010/04/23	2010/08/30	37.50
61560	SGA Societe Generale Acceptance N.V. – A50 R Bear CBBC Aug10C	150,000,000	2010/04/23	2010/08/30	37.50
61561	SGA Societe Generale Acceptance N.V. – A50 R Bear CBBC Aug10D	150,000,000	2010/04/23	2010/08/30	37.50
61554	SGA Societe Generale Acceptance NV – HSCEI R Bull CBBC Sep10A	200,000,000	2010/04/23	2010/09/29	50.00
61557	SGA Societe Generale Acceptance NV – HSCEI R Bull CBBC Sep10B	200,000,000	2010/04/23	2010/09/29	50.00
61569	SGA Societe Generale Acceptance N.V. – HSI R Bear CBBC Jul10Q	300,000,000	2010/04/23	2010/07/29	75.00
61567	SGA Societe Generale Acceptance N.V. – HSI R Bear CBBC Jul10V	300,000,000	2010/04/23	2010/07/29	75.00
61568	SGA Societe Generale Acceptance N.V. – HSI R Bear CBBC Jul10Y	300,000,000	2010/04/23	2010/07/29	75.00
61577	UBS AG – China Life R Bear CBBC Oct 2010 D	200,000,000	2010/04/23	2010/10/11	50.00
61563	UBS AG – HSI R Bull CBBC Sep 2010 I	300,000,000	2010/04/23	2010/09/29	75.00
61576	UBS AG – HSI R Bear CBBC Aug 2010 E	300,000,000	2010/04/23	2010/08/30	75.00
61605	Credit Suisse AG – A50 China R Bear CBBC Aug 2010 C	100,000,000	2010/04/26	2010/08/23	25.00
61581	Credit Suisse AG – HSI R Bull CBBC Jul 2010 T	195,000,000	2010/04/26	2010/07/29	48.75
61603	Credit Suisse AG – HSI R Bear CBBC Jul 2010 U	195,000,000	2010/04/26	2010/07/29	48.75
61582	Credit Suisse AG – HSI R Bear CBBC Aug 2010 U	220,000,000	2010/04/26	2010/08/30	55.00
61604	Credit Suisse AG – HSI R Bear CBBC Oct 2010 E	190,000,000	2010/04/26	2010/10/28	47.50
61598	CC Rabobank B.A. – HSI R Bear CBBC Sep 2010 R	200,000,000	2010/04/26	2010/09/29	50.00
61599	CC Rabobank B.A. – HSI R Bear CBBC Sep 2010 S	200,000,000	2010/04/26	2010/09/29	50.00
61593	RB of Scotland N.V. – COVS R Bull CBBC Aug 2010 E	80,000,000	2010/04/26	2010/08/23	20.00

# Main Board Callable Bull/Bear Contracts

Code	Callable Bull / Bear Contracts	No. of issue (units)	Listing date	Expiry	Amount raised (HK\$ mil.)
61596	RB of Scotland N.V. – COVS R Bear CBBC Aug 2010 F	80,000,000	2010/04/26	2010/08/23	20.88
61597	RB of Scotland N.V. – COVS R Bear CBBC Aug 2010 G	80,000,000	2010/04/26	2010/08/23	25.68
61594	RB of Scotland N.V. – A50 China R Bull CBBC Aug 2010 B	80,000,000	2010/04/26	2010/08/23	20.00
61595	RB of Scotland N.V. – Jiangxi Copper R Bear CBBC Aug 2010 D	80,000,000	2010/04/26	2010/08/16	21.68
61578	SGA Societe Generale Acceptance N.V. – HSI R Bull CBBC Sep10F	300,000,000	2010/04/26	2010/09/29	75.00
61589	SGA Societe Generale Acceptance N.V. – HSI R Bull CBBC Sep10J	300,000,000	2010/04/26	2010/09/29	75.00
61591	SGA Societe Generale Acceptance N.V. – HSI R Bear CBBC Jul10G	300,000,000	2010/04/26	2010/07/29	75.00
61592	SGA Societe Generale Acceptance N.V. – HSI R Bear CBBC Jul10O	300,000,000	2010/04/26	2010/07/29	75.00
61590	SGA Societe Generale Acceptance N.V. – HSI R Bear CBBC Jul10P	300,000,000	2010/04/26	2010/07/29	75.00
61583	UBS AG – CC Bank R Bull CBBC Sep 2010 B	100,000,000	2010/04/26	2010/09/13	25.00
61584	UBS AG – China Life R Bear CBBC Oct 2010 E	200,000,000	2010/04/26	2010/10/18	50.00
61586	UBS AG – A50 China R Bear CBBC Aug 2010 C	200,000,000	2010/04/26	2010/08/23	50.00
61601	UBS AG – HSI R Bull CBBC Sep 2010 J	300,000,000	2010/04/26	2010/09/29	75.00
61579	UBS AG – HSI R Bull CBBC Sep 2010 Y	300,000,000	2010/04/26	2010/09/29	75.00
61580	UBS AG – HSI R Bull CBBC Nov 2010 N	300,000,000	2010/04/26	2010/11/29	75.00
61602	UBS AG – HSI R Bear CBBC Jul 2010 E	300,000,000	2010/04/26	2010/07/29	75.00
61587	UBS AG – HSI R Bear CBBC Jul 2010 T	300,000,000	2010/04/26	2010/07/29	75.00
61588	UBS AG – HSI R Bear CBBC Nov 2010 O	300,000,000	2010/04/26	2010/11/29	75.00
61600	UBS AG – Jiangxi Copper R Bull CBBC Aug 2010 A	200,000,000	2010/04/26	2010/08/09	50.00
61585	UBS AG – TCH R Bear CBBC Sep 2010 C	100,000,000	2010/04/26	2010/09/27	25.00
61612	Credit Suisse AG – HSI R Bull CBBC Sep 2010 J	220,000,000	2010/04/27	2010/09/29	55.00
61620	CC Rabobank B.A. – HSI R Bull CBBC Sep 2010 T	200,000,000	2010/04/27	2010/09/29	50.00
61624	CC Rabobank B.A. – HSI R Bull CBBC Sep 2010 U	200,000,000	2010/04/27	2010/09/29	50.00
61615	RB of Scotland N.V. – China Mobile R Bear CBBC Aug 2010 D	80,000,000	2010/04/27	2010/08/16	20.00
61613	RB of Scotland N.V. – A50 China R Bear CBBC Sep 2010 A	80,000,000	2010/04/27	2010/09/20	20.00
61614	RB of Scotland N.V. – A50 China R Bear CBBC Sep 2010 B	80,000,000	2010/04/27	2010/09/20	20.00
61616	RB of Scotland N.V. – HSCEI R Bear CBBC Sep 2010 A	250,000,000	2010/04/27	2010/09/29	62.50
61611	UBS AG – A50 China R Bull CBBC Jul 2010 G	200,000,000	2010/04/27	2010/07/27	50.00
61617	UBS AG – HKEx R Bull CBBC Oct 2010 B	200,000,000	2010/04/27	2010/10/18	50.00
61621	UBS AG – HKEx R Bear CBBC Oct 2010 C	200,000,000	2010/04/27	2010/10/18	50.00
61622	UBS AG – HKEx R Bear CBBC Oct 2010 D	200,000,000	2010/04/27	2010/10/25	50.00
61606	UBS AG – HSCEI R Bear CBBC Sep 2010 C	200,000,000	2010/04/27	2010/09/29	50.00
61607	UBS AG – HSCEI R Bear CBBC Oct 2010 C	200,000,000	2010/04/27	2010/10/28	50.00
61608	UBS AG – HSCEI R Bear CBBC Nov 2010 A	200,000,000	2010/04/27	2010/11/29	50.00
61618	UBS AG – HSI R Bull CBBC Aug 2010 B	300,000,000	2010/04/27	2010/08/30	75.00
61619	UBS AG – HSI R Bull CBBC Dec 2010 F	400,000,000	2010/04/27	2010/12/30	100.00
61609	UBS AG – HSI R Bear CBBC Jul 2010 R	300,000,000	2010/04/27	2010/07/29	75.00
61610	UBS AG – HSI R Bear CBBC Sep 2010 V	300,000,000	2010/04/27	2010/09/29	75.00
61623	SGA Societe Generale Acceptance N.V. – HSI R Bull CBBC Sep10I	300,000,000	2010/04/28	2010/09/29	75.00
61626	SGA Societe Generale Acceptance N.V. – HSI R Bull CBBC Sep10Y	300,000,000	2010/04/28	2010/09/29	75.00
61625	SGA Societe Generale Acceptance N.V. – HSI R Bull CBBC Sep10Z	300,000,000	2010/04/28	2010/09/29	75.00
61627	UBS AG – China Mobile R Bear CBBC Oct 2010 B	200,000,000	2010/04/28	2010/10/04	50.00
61628	UBS AG – HSBC R Bear CBBC Sep 2010 B	200,000,000	2010/04/28	2010/09/20	50.00
61629	UBS AG – HSI R Bull CBBC Aug 2010 R	300,000,000	2010/04/28	2010/08/30	75.00
61630	UBS AG – HSI R Bear CBBC Sep 2010 T	300,000,000	2010/04/28	2010/09/29	75.00

# Main Board Callable Bull/Bear Contracts

Code	Callable Bull / Bear Contracts	No. of issue (units)	Listing date	Expiry	Amount raised (HK\$ mil.)
61633	UBS AG – COVS R Bull CBBC Aug 2010 A	100,000,000	2010/04/29	2010/08/16	25.00
61638	UBS AG – COVS R Bear CBBC Aug 2010 B	100,000,000	2010/04/29	2010/08/16	28.00
61634	UBS AG – CUni R Bull CBBC Aug 2010 A	100,000,000	2010/04/29	2010/08/30	25.00
61635	UBS AG – CUni R Bull CBBC Aug 2010 B	100,000,000	2010/04/29	2010/08/23	25.00
61631	UBS AG – HSI R Bull CBBC Oct 2010 W	300,000,000	2010/04/29	2010/10/28	75.00
61632	UBS AG – HSI R Bull CBBC Dec 2010 G	400,000,000	2010/04/29	2010/12/30	100.00
61636	UBS AG – HSI R Bear CBBC Aug 2010 F	300,000,000	2010/04/29	2010/08/30	75.00
61637	UBS AG – HSI R Bear CBBC Oct 2010 X	300,000,000	2010/04/29	2010/10/28	75.00
61652	Credit Suisse AG – HSI R Bull CBBC Sep 2010 K	195,000,000	2010/04/30	2010/09/29	48.75
61653	Credit Suisse AG – HSI R Bull CBBC Sep 2010 L	195,000,000	2010/04/30	2010/09/29	48.75
61660	Credit Suisse AG – HSI R Bull CBBC Sep 2010 N	220,000,000	2010/04/30	2010/09/29	55.00
61654	Credit Suisse AG – HSI R Bull CBBC Oct 2010 F	195,000,000	2010/04/30	2010/10/28	48.75
61661	Credit Suisse AG – HSI R Bull CBBC Oct 2010 G	220,000,000	2010/04/30	2010/10/28	55.00
61662	Credit Suisse AG – HSI R Bear CBBC Aug 2010 V	220,000,000	2010/04/30	2010/08/30	55.00
61657	Credit Suisse AG – HSI R Bear CBBC Sep 2010 M	195,000,000	2010/04/30	2010/09/29	48.75
61639	HK Bank – HSI R Bull CBBC Oct 2010 C	120,000,000	2010/04/30	2010/10/28	30.00
61640	HK Bank – HSI R Bull CBBC Oct 2010 D	120,000,000	2010/04/30	2010/10/28	30.00
61641	HK Bank – HSI R Bear CBBC Aug 2010 E	120,000,000	2010/04/30	2010/08/30	30.00
61642	HK Bank – HSI R Bear CBBC Sep 2010 G	120,000,000	2010/04/30	2010/09/29	30.00
61643	HK Bank – HSI R Bear CBBC Sep 2010 H	120,000,000	2010/04/30	2010/09/29	30.00
61655	CC Rabobank B.A. – HSI R Bear CBBC Sep 2010 V	200,000,000	2010/04/30	2010/09/29	50.00
61656	RB of Scotland N.V. – HSI R Bear CBBC Sep 2010 D	250,000,000	2010/04/30	2010/09/29	62.50
61658	RB of Scotland N.V. – HSI R Bear CBBC Sep 2010 E	250,000,000	2010/04/30	2010/09/29	62.50
61659	RB of Scotland N.V. – HSI R Bear CBBC Nov 2010 A	250,000,000	2010/04/30	2010/11/29	62.50
61644	SGA Societe Generale Acceptance N.V. – HSI R Bear CBBC Aug10P	300,000,000	2010/04/30	2010/08/30	75.00
61646	SGA Societe Generale Acceptance N.V. – HSI R Bear CBBC Sep10T	300,000,000	2010/04/30	2010/09/29	75.00
61645	SGA Societe Generale Acceptance N.V. – HSI R Bear CBBC Sep10X	300,000,000	2010/04/30	2010/09/29	75.00
61647	UBS AG – HKEx R Bear CBBC Sep 2010 D	200,000,000	2010/04/30	2010/09/20	50.00
61649	UBS AG – HSCEI R Bear CBBC Sep 2010 D	200,000,000	2010/04/30	2010/09/29	50.00
61650	UBS AG – HSI R Bear CBBC Aug 2010 W	300,000,000	2010/04/30	2010/08/30	75.00
61651	UBS AG – HSI R Bear CBBC Dec 2010 H	400,000,000	2010/04/30	2010/12/30	100.00
61648	UBS AG – SHK Ppt R Bear CBBC Sep 2010 A	100,000,000	2010/04/30	2010/09/20	25.00
61671	Credit Suisse AG – A50 China R Bull CBBC Aug 2010 D	100,000,000	2010/05/03	2010/08/23	25.00
61670	Credit Suisse AG – HSI R Bull CBBC Sep 2010 O	195,000,000	2010/05/03	2010/09/29	48.75
61669	Credit Suisse AG – HSI R Bear CBBC Aug 2010 W	195,000,000	2010/05/03	2010/08/30	48.75
61677	Deutsche Bank AG – HSI R Bull CBBC Oct 2010 J	300,000,000	2010/05/03	2010/10/28	81.00
61678	Deutsche Bank AG – HSI R Bull CBBC Oct 2010 K	300,000,000	2010/05/03	2010/10/28	78.00
61679	Deutsche Bank AG – HSI R Bear CBBC Aug 2010 W	300,000,000	2010/05/03	2010/08/30	75.00
61681	Deutsche Bank AG – HSI R Bear CBBC Sep 2010 B	300,000,000	2010/05/03	2010/09/29	90.00
61680	Deutsche Bank AG – HSI R Bear CBBC Sep 2010 C	300,000,000	2010/05/03	2010/09/29	81.00
61676	KBC Fin Products Int'l Ltd. – HSI R Bull CBBC Aug 2010 R	128,000,000	2010/05/03	2010/08/30	32.00
61664	KBC Fin Products Int'l Ltd. – HSI R Bear CBBC Aug 2010 N	128,000,000	2010/05/03	2010/08/30	32.00
61665	KBC Fin Products Int'l Ltd. – HSI R Bear CBBC Sep 2010 M	128,000,000	2010/05/03	2010/09/29	32.00
61666	KBC Fin Products Int'l Ltd. – HSI R Bear CBBC Sep 2010 N	128,000,000	2010/05/03	2010/09/29	32.00
61667	KBC Fin Products Int'l Ltd. – HSI R Bear CBBC Oct 2010 F	158,000,000	2010/05/03	2010/10/28	39.50

# Main Board Callable Bull/Bear Contracts

Code	Callable Bull / Bear Contracts	No. of issue (units)	Listing date	Expiry	Amount raised (HK\$ mil.)
61668	SGA Societe Generale Acceptance N.V. – HSI R Bull CBBC Sep10S	300,000,000	2010/05/03	2010/09/29	75.00
61672	SGA Societe Generale Acceptance N.V. – HSI R Bear CBBC Sep10R	300,000,000	2010/05/03	2010/09/29	75.00
61674	UBS AG – A50 China R Bear CBBC Aug 2010 D	200,000,000	2010/05/03	2010/08/23	50.00
61675	UBS AG – HSI R Bull CBBC Nov 2010 P	300,000,000	2010/05/03	2010/11/29	75.00
61663	UBS AG – HSI R Bear CBBC Aug 2010 Q	300,000,000	2010/05/03	2010/08/30	75.00
61673	UBS AG – TCH R Bull CBBC Sep 2010 D	100,000,000	2010/05/03	2010/09/13	25.00
61690	Credit Suisse AG – HSI R Bear CBBC Aug 2010 X	195,000,000	2010/05/04	2010/08/30	48.75
61685	Deutsche Bank AG – HSI R Bull CBBC Nov 2010 C	300,000,000	2010/05/04	2010/11/29	81.00
61692	Deutsche Bank AG – HSI R Bear CBBC Aug 2010 E	300,000,000	2010/05/04	2010/08/30	75.00
61686	Deutsche Bank AG – HSI R Bear CBBC Sep 2010 A	300,000,000	2010/05/04	2010/09/29	75.00
61687	Deutsche Bank AG – HSI R Bear CBBC Oct 2010 L	300,000,000	2010/05/04	2010/10/28	84.00
61688	Deutsche Bank AG – HSI R Bear CBBC Oct 2010 M	300,000,000	2010/05/04	2010/10/28	90.00
61689	Deutsche Bank AG – HSI R Bear CBBC Nov 2010 D	300,000,000	2010/05/04	2010/11/29	99.00
61683	HK Bank – CC Bank R Bear CBBC Sep 2010 A	120,000,000	2010/05/04	2010/09/22	30.00
61684	HK Bank – A50 R Bear CBBC Sep 2010 B	120,000,000	2010/05/04	2010/09/22	30.00
61682	UBS AG – HSI R Bull CBBC Oct 2010 Y	300,000,000	2010/05/04	2010/10/28	75.00
61691	UBS AG – HSI R Bear CBBC Oct 2010 Z	300,000,000	2010/05/04	2010/10/28	75.00
61155#	RB of Scotland N.V. – DJIA R Bear CBBC Sep 2010 C	60,000,000	2010/05/04	2010/09/17	15.00
61693	Barclays Bank plc – HSI R Bear CBBC Aug 2010 C	300,000,000	2010/05/05	2010/08/30	48.60
61694	Barclays Bank plc – HSI R Bear CBBC Sep 2010 K	300,000,000	2010/05/05	2010/09/29	51.30
61695	Barclays Bank plc – HSI R Bear CBBC Nov 2010 A	300,000,000	2010/05/05	2010/11/29	75.00
61696	Barclays Bank plc – HSI R Bear CBBC Nov 2010 B	300,000,000	2010/05/05	2010/11/29	75.00
61697	Barclays Bank plc – HSI R Bear CBBC Nov 2010 C	300,000,000	2010/05/05	2010/11/29	75.00
61701	BNP Paribas Arbit Issu B.V. – HSI R Bear CBBC Oct 2010 D	100,000,000	2010/05/05	2010/10/28	25.00
61702	BNP Paribas Arbit Issu B.V. – HSI R Bear CBBC Nov 2010 C	100,000,000	2010/05/05	2010/11/29	25.00
61712	Credit Suisse AG – A50 China R Bear CBBC Aug 2010 E	100,000,000	2010/05/05	2010/08/23	25.00
61714	Credit Suisse AG – HSI R Bull CBBC Sep 2010 P	195,000,000	2010/05/05	2010/09/29	48.75
61715	Credit Suisse AG – HSI R Bull CBBC Oct 2010 H	220,000,000	2010/05/05	2010/10/28	55.00
61713	Credit Suisse AG – HSI R Bear CBBC Aug 2010 Y	195,000,000	2010/05/05	2010/08/30	48.75
61699	Deutsche Bank AG – HSI R Bull CBBC Oct 2010 N	300,000,000	2010/05/05	2010/10/28	75.00
61700	Deutsche Bank AG – HSI R Bull CBBC Nov 2010 E	300,000,000	2010/05/05	2010/11/29	78.00
61706	Deutsche Bank AG – HSI R Bear CBBC Aug 2010 D	300,000,000	2010/05/05	2010/08/30	75.00
61707	Deutsche Bank AG – HSI R Bear CBBC Sep 2010 E	300,000,000	2010/05/05	2010/09/29	78.00
61708	Deutsche Bank AG – HSI R Bear CBBC Oct 2010 O	300,000,000	2010/05/05	2010/10/28	75.00
61698	HK Bank – HSI R Bear CBBC Sep 2010 I	120,000,000	2010/05/05	2010/09/29	30.00
61730	KBC Fin Products Int'l Ltd. – HSI R Bear CBBC Aug 2010 G	128,000,000	2010/05/05	2010/08/30	32.00
61731	KBC Fin Products Int'l Ltd. – HSI R Bear CBBC Sep 2010 O	128,000,000	2010/05/05	2010/09/29	32.00
61732	KBC Fin Products Int'l Ltd. – HSI R Bear CBBC Oct 2010 G	158,000,000	2010/05/05	2010/10/28	39.50
61733	KBC Fin Products Int'l Ltd. – HSI R Bear CBBC Oct 2010 H	128,000,000	2010/05/05	2010/10/28	32.00
61720	RB of Scotland N.V. – CCHC R Bull CBBC Sep 2010 A	80,000,000	2010/05/05	2010/09/13	20.08
61716	RB of Scotland N.V. – DJIA R Bear CBBC Sep 2010 E	40,000,000	2010/05/05	2010/09/17	10.60
61717	RB of Scotland N.V. – DJIA R Bear CBBC Sep 2010 F	40,000,000	2010/05/05	2010/09/17	13.72
61718	RB of Scotland N.V. – DJIA R Bear CBBC Sep 2010 G	40,000,000	2010/05/05	2010/09/17	13.32
61719	RB of Scotland N.V. – A50 China R Bull CBBC Sep 2010 C	80,000,000	2010/05/05	2010/09/20	20.00
61723	RB of Scotland N.V. – A50 China R Bear CBBC Sep 2010 D	80,000,000	2010/05/05	2010/09/20	20.48

# Main Board Callable Bull/Bear Contracts

Code	Callable Bull / Bear Contracts	No. of issue (units)	Listing date	Expiry	Amount raised (HK\$ mil.)
61722	RB of Scotland N.V. – HSCEI R Bear CBBC Sep 2010 B	250,000,000	2010/05/05	2010/09/29	62.75
61721	RB of Scotland N.V. – HSI R Bear CBBC Sep 2010 F	250,000,000	2010/05/05	2010/09/29	62.75
61705	SGA Societe Generale Acceptance N.V. – HSI R Bull CBBC Sep10Q	300,000,000	2010/05/05	2010/09/29	75.00
61711	SGA Societe Generale Acceptance N.V. – HSI R Bear CBBC Sep10J	300,000,000	2010/05/05	2010/09/29	75.00
61710	SGA Societe Generale Acceptance N.V. – HSI R Bear CBBC Sep10O	300,000,000	2010/05/05	2010/09/29	75.00
61709	SGA Societe Generale Acceptance N.V. – HSI R Bear CBBC Sep10P	300,000,000	2010/05/05	2010/09/29	75.00
61725	UBS AG – CC Bank R Bear CBBC Oct 2010 B	100,000,000	2010/05/05	2010/10/04	25.00
61726	UBS AG – China Life R Bear CBBC Oct 2010 F	200,000,000	2010/05/05	2010/10/11	50.00
61728	UBS AG – A50 China R Bull CBBC Aug 2010 E	200,000,000	2010/05/05	2010/08/09	50.00
61727	UBS AG – HKEx R Bear CBBC Oct 2010 E	200,000,000	2010/05/05	2010/10/11	50.00
61729	UBS AG – HSBC R Bull CBBC Aug 2010 C	200,000,000	2010/05/05	2010/08/23	50.00
61703	UBS AG – HSI R Bull CBBC Aug 2010 I	300,000,000	2010/05/05	2010/08/30	75.00
61704	UBS AG – HSI R Bull CBBC Nov 2010 Q	300,000,000	2010/05/05	2010/11/29	75.00
61724	UBS AG – HSI R Bear CBBC Aug 2010 B	300,000,000	2010/05/05	2010/08/30	75.00
61745	Credit Suisse AG – A50 China R Bull CBBC Aug 2010 F	100,000,000	2010/05/06	2010/08/23	25.00
61749	Credit Suisse AG – A50 China R Bear CBBC Aug 2010 G	100,000,000	2010/05/06	2010/08/23	25.00
61747	Credit Suisse AG – HSI R Bull CBBC Sep 2010 Q	220,000,000	2010/05/06	2010/09/29	55.00
61746	Credit Suisse AG – HSI R Bear CBBC Aug 2010 Z	220,000,000	2010/05/06	2010/08/30	55.00
61737	Deutsche Bank AG – HSI R Bull CBBC Sep 2010 J	300,000,000	2010/05/06	2010/09/29	78.00
61738	Deutsche Bank AG – HSI R Bear CBBC Oct 2010 P	300,000,000	2010/05/06	2010/10/28	87.00
61752	Deutsche Bank AG – HSI R Bear CBBC Oct 2010 Q	300,000,000	2010/05/06	2010/10/28	75.00
61739	Deutsche Bank AG – HSI R Bear CBBC Nov 2010 F	300,000,000	2010/05/06	2010/11/29	93.00
61740	Deutsche Bank AG – HSI R Bear CBBC Dec 2010 C	300,000,000	2010/05/06	2010/12/30	75.00
61748	KBC Fin Products Int'l Ltd. – HSI R Bull CBBC Oct 2010 I	128,000,000	2010/05/06	2010/10/28	32.00
61750	KBC Fin Products Int'l Ltd. – HSI R Bear CBBC Sep 2010 P	128,000,000	2010/05/06	2010/09/29	32.00
61736	RB of Scotland N.V. – BYD Company R Bear CBBC Aug 2010 C	80,000,000	2010/05/06	2010/08/16	20.00
61741	UBS AG – China Mobile R Bear CBBC Oct 2010 C	100,000,000	2010/05/06	2010/10/11	25.00
61734	UBS AG – HSI R Bull CBBC Sep 2010 U	300,000,000	2010/05/06	2010/09/29	75.00
61742	UBS AG – HSI R Bull CBBC Dec 2010 I	400,000,000	2010/05/06	2010/12/30	100.00
61743	UBS AG – HSI R Bear CBBC Sep 2010 P	300,000,000	2010/05/06	2010/09/29	75.00
61751	UBS AG – HSI R Bear CBBC Oct 2010 J	300,000,000	2010/05/06	2010/10/28	75.00
61735	UBS AG – HSI R Bear CBBC Nov 2010 R	300,000,000	2010/05/06	2010/11/29	75.00
61744	UBS AG – HSI R Bear CBBC Nov 2010 S	400,000,000	2010/05/06	2010/11/29	100.00
61759	Credit Suisse AG – HSI R Bear CBBC Oct 2010 I	190,000,000	2010/05/07	2010/10/28	47.50
61760	Deutsche Bank AG – HSI R Bull CBBC Oct 2010 R	300,000,000	2010/05/07	2010/10/28	75.00
61761	Deutsche Bank AG – HSI R Bear CBBC Nov 2010 G	300,000,000	2010/05/07	2010/11/29	75.00
61764	KBC Fin Products Int'l Ltd. – HSI R Bull CBBC Sep 2010 Q	128,000,000	2010/05/07	2010/09/29	32.00
61758	SGA Societe Generale Acceptance N.V. – HSI R Bull CBBC Sep10N	300,000,000	2010/05/07	2010/09/29	75.00
61757	SGA Societe Generale Acceptance N.V. – HSI R Bull CBBC Sep10Y	300,000,000	2010/05/07	2010/09/29	75.00
61753	SGA Societe Generale Acceptance N.V. – HSI R Bear CBBC Sep10F	300,000,000	2010/05/07	2010/09/29	75.00
61754	SGA Societe Generale Acceptance N.V. – HSI R Bear CBBC Sep10Z	300,000,000	2010/05/07	2010/09/29	75.00
61755	UBS AG – HSCEI R Bull CBBC Oct 2010 D	100,000,000	2010/05/07	2010/10/28	25.00
61762	UBS AG – HSI R Bull CBBC Aug 2010 R	200,000,000	2010/05/07	2010/08/30	50.00
61756	UBS AG – HSI R Bear CBBC Sep 2010 X	200,000,000	2010/05/07	2010/09/29	50.00
61763	UBS AG – HSI R Bear CBBC Oct 2010 S	200,000,000	2010/05/07	2010/10/28	50.00

# Main Board Callable Bull/Bear Contracts

Code	Callable Bull / Bear Contracts	No. of issue (units)	Listing date	Expiry	Amount raised (HK\$ mil.)
61772	Credit Suisse AG – A50 China R Bull CBBC Sep 2010 C	100,000,000	2010/05/10	2010/09/27	25.00
61771	Credit Suisse AG – HSBC R Bear CBBC Sep 2010 D	100,000,000	2010/05/10	2010/09/27	25.00
61774	Deutsche Bank AG – HSI R Bull CBBC Sep 2010 L	300,000,000	2010/05/10	2010/09/29	93.00
61773	Deutsche Bank AG – HSI R Bull CBBC Sep 2010 N	300,000,000	2010/05/10	2010/09/29	108.00
61775	Deutsche Bank AG – HSI R Bull CBBC Oct 2010 S	300,000,000	2010/05/10	2010/10/28	102.00
61767	Deutsche Bank AG – HSI R Bear CBBC Sep 2010 K	300,000,000	2010/05/10	2010/09/29	81.00
61768	Deutsche Bank AG – HSI R Bear CBBC Dec 2010 D	300,000,000	2010/05/10	2010/12/30	75.00
61765	SGA Societe Generale Acceptance N.V. – HSI R Bull CBBC Sep10M	300,000,000	2010/05/10	2010/09/29	75.00
61770	UBS AG – A50 China R Bear CBBC Aug 2010 F	100,000,000	2010/05/10	2010/08/23	25.00
61769	UBS AG – HSCEI R Bear CBBC Oct 2010 E	100,000,000	2010/05/10	2010/10/28	25.00
61766	UBS AG – HSI R Bull CBBC Sep 2010 I	200,000,000	2010/05/10	2010/09/29	50.00
61777	Barclays Bank plc – HSI R Bear CBBC Aug 2010 D	300,000,000	2010/05/11	2010/08/30	45.30
61778	Barclays Bank plc – HSI R Bear CBBC Aug 2010 E	300,000,000	2010/05/11	2010/08/30	46.50
61779	Barclays Bank plc – HSI R Bear CBBC Sep 2010 L	300,000,000	2010/05/11	2010/09/29	48.30
61781	Barclays Bank plc – HSI R Bear CBBC Nov 2010 D	300,000,000	2010/05/11	2010/11/29	75.00
61782	Barclays Bank plc – HSI R Bear CBBC Nov 2010 E	300,000,000	2010/05/11	2010/11/29	75.00
61783	Credit Suisse AG – A50 China R Bear CBBC Oct 2010 A	100,000,000	2010/05/11	2010/10/25	25.00
61784	Credit Suisse AG – HSI R Bear CBBC Aug 2010 E	195,000,000	2010/05/11	2010/08/30	48.75
61785	Credit Suisse AG – HSI R Bear CBBC Nov 2010 G	190,000,000	2010/05/11	2010/11/29	47.50
61801	Deutsche Bank AG – China Life R Bear CBBC Oct 2010 A	150,000,000	2010/05/11	2010/10/11	60.00
61802	Deutsche Bank AG – A50 China R Bear CBBC Oct 2010 A	150,000,000	2010/05/11	2010/10/11	43.50
61786	Deutsche Bank AG – HSI R Bull CBBC Oct 2010 T	300,000,000	2010/05/11	2010/10/28	75.00
61790	Deutsche Bank AG – HSI R Bear CBBC Oct 2010 U	300,000,000	2010/05/11	2010/10/28	75.00
61803	Deutsche Bank AG – TCH R Bull CBBC Oct 2010 A	150,000,000	2010/05/11	2010/10/11	37.50
61776	HK Bank – BYD Company R Bull CBBC Oct 2010 A	120,000,000	2010/05/11	2010/10/22	30.00
61780	HK Bank – BYD Company R Bear CBBC Oct 2010 B	100,000,000	2010/05/11	2010/10/22	25.00
61797	RB of Scotland N.V. – A50 China R Bull CBBC Sep 2010 E	80,000,000	2010/05/11	2010/09/20	20.16
61796	RB of Scotland N.V. – HSI R Bull CBBC Sep 2010 G	250,000,000	2010/05/11	2010/09/29	63.25
61798	RB of Scotland N.V. – HSI R Bear CBBC Sep 2010 H	250,000,000	2010/05/11	2010/09/29	63.25
61799	RB of Scotland N.V. – HSI R Bear CBBC Sep 2010 I	250,000,000	2010/05/11	2010/09/29	63.25
61800	RB of Scotland N.V. – HSI R Bear CBBC Oct 2010 C	250,000,000	2010/05/11	2010/10/28	64.00
61789	UBS AG – China Mobile R Bull CBBC Nov 2010 A	100,000,000	2010/05/11	2010/11/08	25.00
61787	UBS AG – China Life R Bull CBBC Nov 2010 B	100,000,000	2010/05/11	2010/11/08	42.00
61788	UBS AG – China Life R Bull CBBC Nov 2010 C	100,000,000	2010/05/11	2010/11/08	32.00
61793	UBS AG – A50 China R Bull CBBC Nov 2010 A	100,000,000	2010/05/11	2010/11/15	25.00
61794	UBS AG – A50 China R Bull CBBC Nov 2010 B	100,000,000	2010/05/11	2010/11/08	25.00
61791	UBS AG – HKEx R Bull CBBC Nov 2010 A	100,000,000	2010/05/11	2010/11/08	25.00
61792	UBS AG – HKEx R Bull CBBC Nov 2010 B	100,000,000	2010/05/11	2010/11/01	25.00
61795	UBS AG – HSI R Bull CBBC Oct 2010 Q	200,000,000	2010/05/11	2010/10/28	50.00
61654#	Credit Suisse AG – HSI R Bull CBBC Oct 2010 F	390,000,000	2010/05/11	2010/10/28	32.76
61807	BNP Paribas Arbit Issu B.V. – HSI R Bear CBBC Aug 2010 M	100,000,000	2010/05/12	2010/08/30	25.00
61808	BNP Paribas Arbit Issu B.V. – HSI R Bear CBBC Sep 2010 E	100,000,000	2010/05/12	2010/09/29	25.00
61813	Credit Suisse AG – HSI R Bull CBBC Sep 2010 R	195,000,000	2010/05/12	2010/09/29	48.75
61814	Credit Suisse AG – HSI R Bull CBBC Oct 2010 J	220,000,000	2010/05/12	2010/10/28	55.00
61815	Credit Suisse AG – HSI R Bull CBBC Nov 2010 H	220,000,000	2010/05/12	2010/11/29	55.00



# Main Board Callable Bull/Bear Contracts

Code	Callable Bull / Bear Contracts	No. of issue (units)	Listing date	Expiry	Amount raised (HK\$ mil.)
61816	Credit Suisse AG – HSI R Bull CBBC Nov 2010 I	195,000,000	2010/05/12	2010/11/29	48.75
61821	Credit Suisse AG – HSI R Bear CBBC Aug 2010 D	195,000,000	2010/05/12	2010/08/30	48.75
61822	Credit Suisse AG – HSI R Bear CBBC Aug 2010 G	220,000,000	2010/05/12	2010/08/30	55.00
61823	Credit Suisse AG – HSI R Bear CBBC Aug 2010 K	220,000,000	2010/05/12	2010/08/30	55.00
61848	Deutsche Bank AG – HSI R Bull CBBC Oct 2010 W	300,000,000	2010/05/12	2010/10/28	75.00
61817	Deutsche Bank AG – HSI R Bull CBBC Nov 2010 H	300,000,000	2010/05/12	2010/11/29	78.00
61818	Deutsche Bank AG – HSI R Bull CBBC Nov 2010 I	300,000,000	2010/05/12	2010/11/29	75.00
61819	Deutsche Bank AG – HSI R Bear CBBC Oct 2010 V	300,000,000	2010/05/12	2010/10/28	75.00
61820	Deutsche Bank AG – HSI R Bear CBBC Nov 2010 J	300,000,000	2010/05/12	2010/11/29	81.00
61854	Goldman Sachs SP (Asia) – HSI R Bear CBBC Oct 2010 D	200,000,000	2010/05/12	2010/10/28	50.00
61855	Goldman Sachs SP (Asia) – HSI R Bear CBBC Oct 2010 E	200,000,000	2010/05/12	2010/10/28	50.00
61856	Goldman Sachs SP (Asia) – HSI R Bear CBBC Oct 2010 F	200,000,000	2010/05/12	2010/10/28	50.00
61857	Goldman Sachs SP (Asia) – HSI R Bear CBBC Oct 2010 G	200,000,000	2010/05/12	2010/10/28	50.00
61858	Goldman Sachs SP (Asia) – HSI R Bear CBBC Oct 2010 H	200,000,000	2010/05/12	2010/10/28	50.00
61859	Goldman Sachs SP (Asia) – HSI R Bear CBBC Oct 2010 I	200,000,000	2010/05/12	2010/10/28	50.00
61860	Goldman Sachs SP (Asia) – HSI R Bear CBBC Oct 2010 J	200,000,000	2010/05/12	2010/10/28	50.00
61806	HK Bank – A50 R Bear CBBC Oct 2010 A	100,000,000	2010/05/12	2010/10/28	25.00
61804	HK Bank – HSI R Bull CBBC Oct 2010 E	150,000,000	2010/05/12	2010/10/28	37.50
61805	HK Bank – HSI R Bull CBBC Oct 2010 F	120,000,000	2010/05/12	2010/10/28	30.00
61809	HK Bank – HSI R Bear CBBC Oct 2010 G	120,000,000	2010/05/12	2010/10/28	30.00
61810	HK Bank – HSI R Bear CBBC Oct 2010 H	150,000,000	2010/05/12	2010/10/28	37.50
61828	KBC Fin Products Int'l Ltd. – HSI R Bull CBBC Sep 2010 R	128,000,000	2010/05/12	2010/09/29	32.00
61836	KBC Fin Products Int'l Ltd. – HSI R Bull CBBC Oct 2010 J	128,000,000	2010/05/12	2010/10/28	40.96
61837	KBC Fin Products Int'l Ltd. – HSI R Bull CBBC Oct 2010 K	158,000,000	2010/05/12	2010/10/28	39.50
61838	KBC Fin Products Int'l Ltd. – HSI R Bull CBBC Oct 2010 L	128,000,000	2010/05/12	2010/10/28	39.68
61839	KBC Fin Products Int'l Ltd. – HSI R Bull CBBC Oct 2010 M	128,000,000	2010/05/12	2010/10/28	32.00
61840	KBC Fin Products Int'l Ltd. – HSI R Bear CBBC Sep 2010 S	128,000,000	2010/05/12	2010/09/29	32.00
61844	KBC Fin Products Int'l Ltd. – HSI R Bear CBBC Oct 2010 N	128,000,000	2010/05/12	2010/10/28	32.00
61853	CC Rabobank B.A. – HSI R Bear CBBC Sep 2010 A	200,000,000	2010/05/12	2010/09/29	50.00
61849	CC Rabobank B.A. – HSI R Bear CBBC Sep 2010 W	200,000,000	2010/05/12	2010/09/29	50.00
61850	CC Rabobank B.A. – HSI R Bear CBBC Sep 2010 X	200,000,000	2010/05/12	2010/09/29	50.00
61851	CC Rabobank B.A. – HSI R Bear CBBC Sep 2010 Y	200,000,000	2010/05/12	2010/09/29	50.00
61852	CC Rabobank B.A. – HSI R Bear CBBC Sep 2010 Z	200,000,000	2010/05/12	2010/09/29	50.00
61845	RB of Scotland N.V. – HSI R Bear CBBC Sep 2010 J	250,000,000	2010/05/12	2010/09/29	62.75
61846	RB of Scotland N.V. – HSI R Bear CBBC Sep 2010 K	250,000,000	2010/05/12	2010/09/29	63.00
61847	RB of Scotland N.V. – HSI R Bear CBBC Sep 2010 L	250,000,000	2010/05/12	2010/09/29	62.75
61826	SGA Societe Generale Acceptance N.V. – HSI R Bear CBBC Sep10I	300,000,000	2010/05/12	2010/09/29	75.00
61825	SGA Societe Generale Acceptance N.V. – HSI R Bear CBBC Sep10K	300,000,000	2010/05/12	2010/09/29	75.00
61824	SGA Societe Generale Acceptance N.V. – HSI R Bear CBBC Sep10L	300,000,000	2010/05/12	2010/09/29	75.00
61827	SGA Societe Generale Acceptance N.V. – HSI R Bear CBBC Sep10S	300,000,000	2010/05/12	2010/09/29	75.00
61831	UBS AG – Cheung Kong R Bear CBBC Oct 2010 A	100,000,000	2010/05/12	2010/10/25	25.00
61832	UBS AG – China Life R Bear CBBC Oct 2010 G	100,000,000	2010/05/12	2010/10/25	28.50
61833	UBS AG – HSBC R Bear CBBC Oct 2010 A	100,000,000	2010/05/12	2010/10/25	25.00
61830	UBS AG – HSCEI R Bear CBBC Aug 2010 C	100,000,000	2010/05/12	2010/08/30	25.00
61829	UBS AG – HSI R Bull CBBC Aug 2010 C	200,000,000	2010/05/12	2010/08/30	50.00

# Main Board Callable Bull/Bear Contracts

Code	Callable Bull / Bear Contracts	No. of issue (units)	Listing date	Expiry	Amount raised (HK\$ mil.)
61811	UBS AG – HSI R Bull CBBC Aug 2010 M	200,000,000	2010/05/12	2010/08/30	50.00
61812	UBS AG – HSI R Bull CBBC Nov 2010 T	200,000,000	2010/05/12	2010/11/29	50.00
61841	UBS AG – HSI R Bear CBBC Aug 2010 P	200,000,000	2010/05/12	2010/08/30	50.00
61842	UBS AG – HSI R Bear CBBC Sep 2010 Y	200,000,000	2010/05/12	2010/09/29	50.00
61843	UBS AG – HSI R Bear CBBC Dec 2010 J	300,000,000	2010/05/12	2010/12/30	75.00
61834	UBS AG – Hutchison R Bear CBBC Nov 2010 A	100,000,000	2010/05/12	2010/11/15	25.00
61835	UBS AG – SHK Ppt R Bear CBBC Nov 2010 A	100,000,000	2010/05/12	2010/11/01	25.00
61746 <sup>#</sup>	Credit Suisse AG – HSI R Bear CBBC Aug 2010 Z	220,000,000	2010/05/12	2010/08/30	17.16
60512 <sup>#</sup>	HK Bank – A50 R Bull CBBC Jun 2010 E	100,000,000	2010/05/12	2010/06/18	10.20
61900	Credit Suisse AG – A50 China R Bull CBBC Oct 2010 B	100,000,000	2010/05/13	2010/10/25	25.00
61901	Credit Suisse AG – A50 China R Bull CBBC Nov 2010 A	100,000,000	2010/05/13	2010/11/22	31.00
61914	Credit Suisse AG – A50 China R Bear CBBC Sep 2010 D	100,000,000	2010/05/13	2010/09/27	25.00
61871	Credit Suisse AG – HSI R Bull CBBC Sep 2010 S	220,000,000	2010/05/13	2010/09/29	55.00
61902	Credit Suisse AG – HSI R Bull CBBC Sep 2010 T	195,000,000	2010/05/13	2010/09/29	48.75
61903	Credit Suisse AG – HSI R Bull CBBC Oct 2010 K	195,000,000	2010/05/13	2010/10/28	48.75
61904	Credit Suisse AG – HSI R Bull CBBC Nov 2010 J	195,000,000	2010/05/13	2010/11/29	48.75
61905	Credit Suisse AG – HSI R Bull CBBC Dec 2010 J	220,000,000	2010/05/13	2010/12/30	55.00
61906	Credit Suisse AG – HSI R Bear CBBC Aug 2010 J	195,000,000	2010/05/13	2010/08/30	48.75
61913	Credit Suisse AG – HSI R Bear CBBC Aug 2010 L	195,000,000	2010/05/13	2010/08/30	48.75
61907	Credit Suisse AG – HSI R Bear CBBC Oct 2010 L	190,000,000	2010/05/13	2010/10/28	47.50
61915	Deutsche Bank AG – HSI R Bull CBBC Sep 2010 M	300,000,000	2010/05/13	2010/09/29	75.00
61870	Deutsche Bank AG – HSI R Bull CBBC Nov 2010 K	300,000,000	2010/05/13	2010/11/29	75.00
61872	Deutsche Bank AG – HSI R Bear CBBC Sep 2010 P	300,000,000	2010/05/13	2010/09/29	75.00
61931	KBC Fin Products Int'l Ltd. – HSI R Bull CBBC Sep 2010 T	128,000,000	2010/05/13	2010/09/29	32.00
61908	KBC Fin Products Int'l Ltd. – HSI R Bull CBBC Oct 2010 O	128,000,000	2010/05/13	2010/10/28	32.00
61932	KBC Fin Products Int'l Ltd. – HSI R Bull CBBC Oct 2010 P	128,000,000	2010/05/13	2010/10/28	32.00
61909	Macquarie Bank Ltd. – HSI R Bull CBBC Oct 2010 A	200,000,000	2010/05/13	2010/10/28	50.00
61861	Macquarie Bank Ltd. – HSI R Bear CBBC Aug 2010 C	200,000,000	2010/05/13	2010/08/30	50.00
61934	CC Rabobank B.A. – A50 China R Bull CBBC Sep 2010 F	100,000,000	2010/05/13	2010/09/29	25.00
61935	CC Rabobank B.A. – A50 China R Bull CBBC Sep 2010 G	100,000,000	2010/05/13	2010/09/29	25.00
61936	CC Rabobank B.A. – A50 China R Bull CBBC Sep 2010 H	100,000,000	2010/05/13	2010/09/29	25.00
61941	CC Rabobank B.A. – A50 China R Bear CBBC Sep 2010 I	100,000,000	2010/05/13	2010/09/29	25.00
61937	CC Rabobank B.A. – HSI R Bull CBBC Sep 2010 B	200,000,000	2010/05/13	2010/09/29	50.00
61942	CC Rabobank B.A. – HSI R Bear CBBC Sep 2010 D	200,000,000	2010/05/13	2010/09/29	50.00
61888	RB of Scotland N.V. – China Mobile R Bull CBBC Aug 2010 E	80,000,000	2010/05/13	2010/08/27	20.08
61889	RB of Scotland N.V. – China Mobile R Bear CBBC Aug 2010 F	80,000,000	2010/05/13	2010/08/27	20.08
61925	RB of Scotland N.V. – COVS R Bull CBBC Aug 2010 H	80,000,000	2010/05/13	2010/08/27	20.40
61926	RB of Scotland N.V. – COVS R Bull CBBC Aug 2010 I	80,000,000	2010/05/13	2010/08/27	20.16
61927	RB of Scotland N.V. – COVS R Bear CBBC Aug 2010 J	80,000,000	2010/05/13	2010/08/27	20.24
61928	RB of Scotland N.V. – COVS R Bear CBBC Aug 2010 K	80,000,000	2010/05/13	2010/08/27	20.00
61878	RB of Scotland N.V. – CC Bank R Bull CBBC Sep 2010 A	80,000,000	2010/05/13	2010/09/28	20.16
61881	RB of Scotland N.V. – CC Bank R Bear CBBC Sep 2010 B	80,000,000	2010/05/13	2010/09/28	20.40
61882	RB of Scotland N.V. – CCHC R Bull CBBC Oct 2010 A	80,000,000	2010/05/13	2010/10/18	20.24
61883	RB of Scotland N.V. – CCHC R Bear CBBC Oct 2010 B	80,000,000	2010/05/13	2010/10/18	20.08
61884	RB of Scotland N.V. – Ch Life R Bull CBBC Sep 2010 A	80,000,000	2010/05/13	2010/09/20	20.08

# Main Board Callable Bull/Bear Contracts

Code	Callable Bull / Bear Contracts	No. of issue (units)	Listing date	Expiry	Amount raised (HK\$ mil.)
61885	RB of Scotland N.V. – Ch Life R Bull CBBC Sep 2010 B	80,000,000	2010/05/13	2010/09/20	20.08
61886	RB of Scotland N.V. – Ch Life R Bear CBBC Sep 2010 C	80,000,000	2010/05/13	2010/09/20	20.48
61887	RB of Scotland N.V. – Ch Life R Bear CBBC Sep 2010 D	80,000,000	2010/05/13	2010/09/20	20.00
61873	RB of Scotland N.V. – DJIA R Bear CBBC Sep 2010 H	40,000,000	2010/05/13	2010/09/17	10.00
61923	RB of Scotland N.V. – A50 China R Bull CBBC Sep 2010 F	80,000,000	2010/05/13	2010/09/20	20.16
61924	RB of Scotland N.V. – A50 China R Bear CBBC Sep 2010 G	80,000,000	2010/05/13	2010/09/20	20.08
61890	RB of Scotland N.V. – HKEx R Bull CBBC Oct 2010 A	80,000,000	2010/05/13	2010/10/11	20.32
61891	RB of Scotland N.V. – HKEx R Bear CBBC Oct 2010 B	80,000,000	2010/05/13	2010/10/11	20.08
61892	RB of Scotland N.V. – HSBC R Bull CBBC Oct 2010 A	80,000,000	2010/05/13	2010/10/15	20.16
61893	RB of Scotland N.V. – HSBC R Bull CBBC Oct 2010 B	80,000,000	2010/05/13	2010/10/15	20.08
61894	RB of Scotland N.V. – HSBC R Bear CBBC Oct 2010 C	80,000,000	2010/05/13	2010/10/15	20.32
61895	RB of Scotland N.V. – HSBC R Bear CBBC Oct 2010 D	80,000,000	2010/05/13	2010/10/15	20.24
61874	RB of Scotland N.V. – HSCEI R Bull CBBC Sep 2010 C	250,000,000	2010/05/13	2010/09/29	63.00
61875	RB of Scotland N.V. – HSCEI R Bull CBBC Sep 2010 D	250,000,000	2010/05/13	2010/09/29	62.75
61922	RB of Scotland N.V. – HSCEI R Bull CBBC Sep 2010 G	250,000,000	2010/05/13	2010/09/29	63.25
61876	RB of Scotland N.V. – HSCEI R Bear CBBC Sep 2010 E	250,000,000	2010/05/13	2010/09/29	63.00
61877	RB of Scotland N.V. – HSCEI R Bear CBBC Sep 2010 F	250,000,000	2010/05/13	2010/09/29	62.75
61916	RB of Scotland N.V. – HSI R Bull CBBC Oct 2010 D	250,000,000	2010/05/13	2010/10/28	63.25
61917	RB of Scotland N.V. – HSI R Bull CBBC Oct 2010 E	250,000,000	2010/05/13	2010/10/28	63.00
61918	RB of Scotland N.V. – HSI R Bull CBBC Oct 2010 F	250,000,000	2010/05/13	2010/10/28	63.00
61919	RB of Scotland N.V. – HSI R Bull CBBC Oct 2010 G	250,000,000	2010/05/13	2010/10/28	62.50
61920	RB of Scotland N.V. – HSI R Bull CBBC Oct 2010 H	250,000,000	2010/05/13	2010/10/28	62.50
61921	RB of Scotland N.V. – HSI R Bear CBBC Oct 2010 I	250,000,000	2010/05/13	2010/10/28	62.75
61896	RB of Scotland N.V. – Jiangxi Copper R Bull CBBC Sep 2010 A	80,000,000	2010/05/13	2010/09/27	21.44
61897	RB of Scotland N.V. – Jiangxi Copper R Bull CBBC Sep 2010 B	80,000,000	2010/05/13	2010/09/27	20.08
61898	RB of Scotland N.V. – Jiangxi Copper R Bear CBBC Sep 2010 C	80,000,000	2010/05/13	2010/09/27	20.00
61899	RB of Scotland N.V. – Jiangxi Copper R Bear CBBC Sep 2010 D	80,000,000	2010/05/13	2010/09/27	24.56
61863	UBS AG – BYD Company R Bull CBBC Oct 2010 A	50,000,000	2010/05/13	2010/10/25	12.50
61864	UBS AG – BYD Company R Bull CBBC Oct 2010 B	50,000,000	2010/05/13	2010/10/11	12.50
61910	UBS AG – China Mobile R Bull CBBC Nov 2010 B	100,000,000	2010/05/13	2010/11/08	25.00
61865	UBS AG – Sinopec Corp R Bull CBBC Oct 2010 B	50,000,000	2010/05/13	2010/10/11	12.50
61912	UBS AG – HSCEI R Bear CBBC Oct 2010 F	100,000,000	2010/05/13	2010/10/28	25.00
61869	UBS AG – HSI R Bull CBBC Sep 2010 J	200,000,000	2010/05/13	2010/09/29	50.00
61911	UBS AG – HSI R Bull CBBC Nov 2010 U	200,000,000	2010/05/13	2010/11/29	50.00
61929	UBS AG – HSI R Bear CBBC Nov 2010 V	200,000,000	2010/05/13	2010/11/29	50.00
61930	UBS AG – HSI R Bear CBBC Nov 2010 W	200,000,000	2010/05/13	2010/11/29	50.00
61862	UBS AG – TCH R Bull CBBC Oct 2010 A	100,000,000	2010/05/13	2010/10/25	25.00
61866	UBS AG – TCH R Bear CBBC Oct 2010 B	100,000,000	2010/05/13	2010/10/18	25.00
61867	UBS AG – TCH R Bear CBBC Nov 2010 A	100,000,000	2010/05/13	2010/11/01	25.00
61868	UBS AG – TCH R Bear CBBC Nov 2010 B	100,000,000	2010/05/13	2010/11/08	25.00
61945	Barclays Bank plc – HSI R Bull CBBC Aug 2010 F	300,000,000	2010/05/14	2010/08/30	47.40
61946	Barclays Bank plc – HSI R Bull CBBC Nov 2010 F	300,000,000	2010/05/14	2010/11/29	75.00
61947	Barclays Bank plc – HSI R Bull CBBC Nov 2010 G	300,000,000	2010/05/14	2010/11/29	75.00
61948	Barclays Bank plc – HSI R Bull CBBC Nov 2010 H	300,000,000	2010/05/14	2010/11/29	75.00
61949	Barclays Bank plc – HSI R Bear CBBC Aug 2010 G	300,000,000	2010/05/14	2010/08/30	47.10

# Main Board Callable Bull/Bear Contracts

Code	Callable Bull / Bear Contracts	No. of issue (units)	Listing date	Expiry	Amount raised (HK\$ mil.)
61950	Barclays Bank plc – HSI R Bear CBBC Aug 2010 H	300,000,000	2010/05/14	2010/08/30	47.40
61951	Barclays Bank plc – HSI R Bear CBBC Sep 2010 M	300,000,000	2010/05/14	2010/09/29	47.40
61952	Barclays Bank plc – HSI R Bear CBBC Sep 2010 N	300,000,000	2010/05/14	2010/09/29	48.00
61953	Barclays Bank plc – HSI R Bear CBBC Nov 2010 I	300,000,000	2010/05/14	2010/11/29	75.00
61954	Barclays Bank plc – HSI R Bear CBBC Nov 2010 J	300,000,000	2010/05/14	2010/11/29	75.00
61955	BOCI Asia Ltd. – HSI R Bear CBBC Aug 2010 E	100,000,000	2010/05/14	2010/08/30	25.00
61956	BOCI Asia Ltd. – HSI R Bear CBBC Aug 2010 F	100,000,000	2010/05/14	2010/08/30	25.00
62005	BNP Paribas Arbit Issu B.V. – HSI R Bear CBBC Oct 2010 E	100,000,000	2010/05/14	2010/10/28	25.00
62006	BNP Paribas Arbit Issu B.V. – HSI R Bear CBBC Nov 2010 D	100,000,000	2010/05/14	2010/11/29	25.00
62007	BNP Paribas Arbit Issu B.V. – HSI R Bear CBBC Nov 2010 E	100,000,000	2010/05/14	2010/11/29	25.00
62008	BNP Paribas Arbit Issu B.V. – HSI R Bear CBBC Dec 2010 B	100,000,000	2010/05/14	2010/12/30	25.00
61970	Credit Suisse AG – China Mobile R Bull CBBC Nov 2010 A	100,000,000	2010/05/14	2010/11/22	25.00
61969	Credit Suisse AG – China Mobile R Bear CBBC Aug 2010 B	100,000,000	2010/05/14	2010/08/30	25.00
61972	Credit Suisse AG – HSBC R Bull CBBC Dec 2010 A	100,000,000	2010/05/14	2010/12/13	25.00
61971	Credit Suisse AG – HSBC R Bear CBBC Aug 2010 A	100,000,000	2010/05/14	2010/08/30	25.00
61961	Credit Suisse AG – HSI R Bull CBBC Sep 2010 U	220,000,000	2010/05/14	2010/09/29	55.00
61962	Credit Suisse AG – HSI R Bull CBBC Oct 2010 M	220,000,000	2010/05/14	2010/10/28	55.00
61963	Credit Suisse AG – HSI R Bull CBBC Nov 2010 K	220,000,000	2010/05/14	2010/11/29	55.00
61965	Credit Suisse AG – HSI R Bull CBBC Nov 2010 L	220,000,000	2010/05/14	2010/11/29	55.00
61966	Credit Suisse AG – HSI R Bull CBBC Dec 2010 K	220,000,000	2010/05/14	2010/12/30	57.20
61967	Credit Suisse AG – HSI R Bull CBBC Dec 2010 L	220,000,000	2010/05/14	2010/12/30	55.00
61960	Credit Suisse AG – HSI R Bear CBBC Aug 2010 M	220,000,000	2010/05/14	2010/08/30	55.00
61968	Credit Suisse AG – HSI R Bear CBBC Aug 2010 N	220,000,000	2010/05/14	2010/08/30	55.00
61957	Deutsche Bank AG – HSI R Bull CBBC Sep 2010 R	300,000,000	2010/05/14	2010/09/29	75.00
61985	Deutsche Bank AG – HSI R Bull CBBC Oct 2010 X	300,000,000	2010/05/14	2010/10/28	81.00
61986	Deutsche Bank AG – HSI R Bear CBBC Sep 2010 S	300,000,000	2010/05/14	2010/09/29	75.00
61987	Deutsche Bank AG – HSI R Bear CBBC Nov 2010 L	300,000,000	2010/05/14	2010/11/29	78.00
61973	HK Bank – A50 R Bull CBBC Oct 2010 B	150,000,000	2010/05/14	2010/10/22	37.50
61974	HK Bank – A50 R Bull CBBC Oct 2010 C	150,000,000	2010/05/14	2010/10/22	37.50
61978	HK Bank – A50 R Bear CBBC Oct 2010 D	100,000,000	2010/05/14	2010/10/22	25.00
61975	HK Bank – HSI R Bull CBBC Nov 2010 A	150,000,000	2010/05/14	2010/11/29	37.50
61976	HK Bank – HSI R Bull CBBC Nov 2010 B	120,000,000	2010/05/14	2010/11/29	37.20
61977	HK Bank – HSI R Bull CBBC Nov 2010 C	120,000,000	2010/05/14	2010/11/29	30.00
61979	HK Bank – HSI R Bear CBBC Oct 2010 I	100,000,000	2010/05/14	2010/10/28	25.00
61980	HK Bank – HSI R Bear CBBC Oct 2010 J	120,000,000	2010/05/14	2010/10/28	30.00
62002	KBC Fin Products Int'l Ltd. – HSI R Bear CBBC Sep 2010 U	128,000,000	2010/05/14	2010/09/29	32.00
62003	CC Rabobank B.A. – HSI R Bull CBBC Oct 2010 A	200,000,000	2010/05/14	2010/10/28	50.00
62004	CC Rabobank B.A. – HSI R Bear CBBC Oct 2010 B	200,000,000	2010/05/14	2010/10/28	50.00
61981	SGA Societe Generale Acceptance N.V. – HSI R Bull CBBC Aug10D	300,000,000	2010/05/14	2010/08/30	75.00
61933	SGA Societe Generale Acceptance N.V. – HSI R Bull CBBC Aug10R	300,000,000	2010/05/14	2010/08/30	75.00
61982	SGA Societe Generale Acceptance N.V. – HSI R Bull CBBC Aug10T	300,000,000	2010/05/14	2010/08/30	75.00
61939	SGA Societe Generale Acceptance N.V. – HSI R Bull CBBC Aug10U	300,000,000	2010/05/14	2010/08/30	75.00
61938	SGA Societe Generale Acceptance N.V. – HSI R Bull CBBC Aug10Y	300,000,000	2010/05/14	2010/08/30	75.00
61984	SGA Societe Generale Acceptance N.V. – HSI R Bear CBBC Aug10B	300,000,000	2010/05/14	2010/08/30	75.00
61983	SGA Societe Generale Acceptance N.V. – HSI R Bear CBBC Aug10C	300,000,000	2010/05/14	2010/08/30	75.00

# Main Board Callable Bull/Bear Contracts

Code	Callable Bull / Bear Contracts	No. of issue (units)	Listing date	Expiry	Amount raised (HK\$ mil.)
61944	SGA Societe Generale Acceptance N.V. – HSI R Bear CBBC Aug10Q	300,000,000	2010/05/14	2010/08/30	75.00
61943	SGA Societe Generale Acceptance N.V. – HSI R Bear CBBC Aug10S	300,000,000	2010/05/14	2010/08/30	75.00
61995	UBS AG – China Mobile R Bear CBBC Nov 2010 C	100,000,000	2010/05/14	2010/11/15	25.00
61988	UBS AG – China Life R Bull CBBC Dec 2010 B	100,000,000	2010/05/14	2010/12/06	53.00
61994	UBS AG – China Life R Bear CBBC Oct 2010 H	100,000,000	2010/05/14	2010/10/28	25.00
61998	UBS AG – A50 China R Bear CBBC Nov 2010 C	100,000,000	2010/05/14	2010/11/08	25.00
61989	UBS AG – HKEx R Bull CBBC Nov 2010 C	100,000,000	2010/05/14	2010/11/29	25.00
61996	UBS AG – HKEx R Bear CBBC Nov 2010 D	100,000,000	2010/05/14	2010/11/22	25.00
61990	UBS AG – HSBC R Bull CBBC Nov 2010 A	100,000,000	2010/05/14	2010/11/29	25.00
61991	UBS AG – HSBC R Bull CBBC Nov 2010 B	100,000,000	2010/05/14	2010/11/15	25.00
61997	UBS AG – HSBC R Bear CBBC Oct 2010 B	100,000,000	2010/05/14	2010/10/18	25.00
61958	UBS AG – HSI R Bull CBBC Aug 2010 I	200,000,000	2010/05/14	2010/08/30	50.00
61959	UBS AG – HSI R Bull CBBC Oct 2010 Y	200,000,000	2010/05/14	2010/10/28	50.00
61999	UBS AG – HSI R Bear CBBC Sep 2010 M	200,000,000	2010/05/14	2010/09/29	50.00
62000	UBS AG – HSI R Bear CBBC Nov 2010 X	200,000,000	2010/05/14	2010/11/29	50.00
62001	UBS AG – HSI R Bear CBBC Dec 2010 K	200,000,000	2010/05/14	2010/12/30	50.00
61992	UBS AG – TCH R Bull CBBC Oct 2010 C	100,000,000	2010/05/14	2010/10/25	25.00
61993	UBS AG – TCH R Bull CBBC Nov 2010 C	100,000,000	2010/05/14	2010/11/01	25.00
62018	Credit Suisse AG – HSI R Bull CBBC Sep 2010 V	220,000,000	2010/05/17	2010/09/29	55.00
62019	Credit Suisse AG – HSI R Bull CBBC Sep 2010 W	220,000,000	2010/05/17	2010/09/29	55.00
62017	Credit Suisse AG – HSI R Bear CBBC Aug 2010 I	220,000,000	2010/05/17	2010/08/30	55.00
62027	Deutsche Bank AG – HSI R Bull CBBC Sep 2010 H	300,000,000	2010/05/17	2010/09/29	75.00
62013	Deutsche Bank AG – HSI R Bull CBBC Nov 2010 M	300,000,000	2010/05/17	2010/11/29	84.00
62014	Deutsche Bank AG – HSI R Bull CBBC Nov 2010 N	300,000,000	2010/05/17	2010/11/29	75.00
62015	Deutsche Bank AG – HSI R Bull CBBC Dec 2010 E	300,000,000	2010/05/17	2010/12/30	105.00
62016	Deutsche Bank AG – HSI R Bull CBBC Dec 2010 F	300,000,000	2010/05/17	2010/12/30	96.00
62031	Deutsche Bank AG – HSI R Bear CBBC Sep 2010 V	300,000,000	2010/05/17	2010/09/29	78.00
62009	Deutsche Bank AG – HSI R Bear CBBC Oct 2010 Y	300,000,000	2010/05/17	2010/10/28	75.00
62028	CC Rabobank B.A. – HSI R Bull CBBC Oct 2010 C	200,000,000	2010/05/17	2010/10/28	50.00
62029	CC Rabobank B.A. – HSI R Bull CBBC Oct 2010 D	200,000,000	2010/05/17	2010/10/28	50.00
62020	UBS AG – Cheung Kong R Bull CBBC Dec 2010 A	50,000,000	2010/05/17	2010/12/06	12.50
62021	UBS AG – China Life R Bull CBBC Oct 2010 I	100,000,000	2010/05/17	2010/10/28	25.00
62022	UBS AG – China Shenhua R Bull CBBC Dec 2010 A	50,000,000	2010/05/17	2010/12/13	12.50
62024	UBS AG – HSBC R Bear CBBC Dec 2010 C	100,000,000	2010/05/17	2010/12/06	25.00
62025	UBS AG – HSI R Bull CBBC Sep 2010 U	200,000,000	2010/05/17	2010/09/29	50.00
62026	UBS AG – HSI R Bull CBBC Oct 2010 K	200,000,000	2010/05/17	2010/10/28	50.00
62010	UBS AG – HSI R Bear CBBC Aug 2010 H	200,000,000	2010/05/17	2010/08/30	50.00
62011	UBS AG – HSI R Bear CBBC Sep 2010 S	200,000,000	2010/05/17	2010/09/29	50.00
62012	UBS AG – HSI R Bear CBBC Nov 2010 Y	300,000,000	2010/05/17	2010/11/29	75.00
62023	UBS AG – Hutchison R Bull CBBC Nov 2010 B	50,000,000	2010/05/17	2010/11/29	12.50
62038	Credit Suisse AG – HSI R Bull CBBC Sep 2010 X	220,000,000	2010/05/18	2010/09/29	55.00
62037	Credit Suisse AG – HSI R Bear CBBC Aug 2010 O	220,000,000	2010/05/18	2010/08/30	55.00
62034	Deutsche Bank AG – HSI R Bull CBBC Oct 2010 Z	300,000,000	2010/05/18	2010/10/28	75.00
62039	KBC Fin Products Int'l Ltd. – A50 China R Bull CBBC Sep 10D	88,000,000	2010/05/18	2010/09/15	22.00
62040	KBC Fin Products Int'l Ltd. – A50 China R Bull CBBC Oct 10A	88,000,000	2010/05/18	2010/10/18	22.00

# Main Board Callable Bull/Bear Contracts

Code	Callable Bull / Bear Contracts	No. of issue (units)	Listing date	Expiry	Amount raised (HK\$ mil.)
62043	KBC Fin Products Int'l Ltd. – A50 China R Bear CBBC Sep 10E	88,000,000	2010/05/18	2010/09/10	22.00
62044	KBC Fin Products Int'l Ltd. – A50 China R Bear CBBC Oct 10B	88,000,000	2010/05/18	2010/10/15	22.00
62035	UBS AG – HSCEI R Bull CBBC Nov 2010 B	100,000,000	2010/05/18	2010/11/29	25.00
62036	UBS AG – HSCEI R Bull CBBC Dec 2010 A	100,000,000	2010/05/18	2010/12/30	25.00
62030	UBS AG – HSI R Bull CBBC Sep 2010 Q	200,000,000	2010/05/18	2010/09/29	50.00
62032	UBS AG – HSI R Bull CBBC Nov 2010 Z	200,000,000	2010/05/18	2010/11/29	50.00
62033	UBS AG – HSI R Bull CBBC Jan 2011 A	300,000,000	2010/05/18	2011/01/28	75.00
62057	Credit Suisse AG – HSI R Bull CBBC Sep 2010 Y	195,000,000	2010/05/19	2010/09/29	48.75
62056	Credit Suisse AG – HSI R Bear CBBC Aug 2010 R	195,000,000	2010/05/19	2010/08/30	48.75
62052	HK Bank – Sinopec Corp R Bull CBBC Dec 2010 A	150,000,000	2010/05/19	2010/12/30	37.50
62053	HK Bank – Sinopec Corp R Bull CBBC Jan 2011 A	150,000,000	2010/05/19	2011/01/28	37.50
62054	HK Bank – Sinopec Corp R Bear CBBC Oct 2010 C	100,000,000	2010/05/19	2010/10/28	25.00
62055	HK Bank – Sinopec Corp R Bear CBBC Nov 2010 A	100,000,000	2010/05/19	2010/11/11	25.00
62041	SGA Societe Generale Acceptance N.V. – A50 R Bull CBBC Sep10A	150,000,000	2010/05/19	2010/09/29	45.00
62042	SGA Societe Generale Acceptance N.V. – A50 R Bull CBBC Sep10B	150,000,000	2010/05/19	2010/09/29	37.50
62045	SGA Societe Generale Acceptance N.V. – A50 R Bull CBBC Sep10C	150,000,000	2010/05/19	2010/09/29	37.50
62049	SGA Societe Generale Acceptance N.V. – A50 R Bear CBBC Sep10D	150,000,000	2010/05/19	2010/09/29	37.50
62050	SGA Societe Generale Acceptance N.V. – A50 R Bear CBBC Sep10E	150,000,000	2010/05/19	2010/09/29	37.50
62051	SGA Societe Generale Acceptance N.V. – A50 R Bear CBBC Sep10F	150,000,000	2010/05/19	2010/09/29	39.00
62046	SGA Societe Generale Acceptance NV – HSCEI R Bear CBBC Sep10C	200,000,000	2010/05/19	2010/09/29	50.00
62047	SGA Societe Generale Acceptance NV – HSCEI R Bear CBBC Sep10D	200,000,000	2010/05/19	2010/09/29	50.00
62048	SGA Societe Generale Acceptance NV – HSCEI R Bear CBBC Sep10E	200,000,000	2010/05/19	2010/09/29	50.00
62058	UBS AG – BankComm R Bull CBBC Dec 2010 A	50,000,000	2010/05/19	2010/12/06	12.50
62060	UBS AG – COVS R Bull CBBC Nov 2010 A	50,000,000	2010/05/19	2010/11/29	12.50
62066	UBS AG – COVS R Bear CBBC Nov 2010 B	50,000,000	2010/05/19	2010/11/29	13.25
62059	UBS AG – Cheung Kong R Bull CBBC Dec 2010 B	50,000,000	2010/05/19	2010/12/13	12.50
62061	UBS AG – CNOOC R Bull CBBC Dec 2010 C	50,000,000	2010/05/19	2010/12/06	12.50
62062	UBS AG – HSBC R Bull CBBC Oct 2010 C	100,000,000	2010/05/19	2010/10/18	25.00
62063	UBS AG – HSBC R Bull CBBC Nov 2010 C	100,000,000	2010/05/19	2010/11/08	25.00
62064	UBS AG – Hutchison R Bull CBBC Dec 2010 A	50,000,000	2010/05/19	2010/12/06	12.50
62065	UBS AG – Ping An R Bull CBBC Nov 2010 A	50,000,000	2010/05/19	2010/11/29	12.50
62078	Credit Suisse AG – A50 China R Bull CBBC Sep 2010 E	100,000,000	2010/05/20	2010/09/27	25.00
62077	Credit Suisse AG – HSI R Bull CBBC Sep 2010 Z	220,000,000	2010/05/20	2010/09/29	55.00
62076	Credit Suisse AG – HSI R Bear CBBC Aug 2010 S	195,000,000	2010/05/20	2010/08/30	48.75
62070	Deutsche Bank AG – A50 China R Bull CBBC Oct 2010 B	150,000,000	2010/05/20	2010/10/25	37.50
62071	Deutsche Bank AG – A50 China R Bull CBBC Nov 2010 A	150,000,000	2010/05/20	2010/11/01	45.00
62069	Deutsche Bank AG – HSI R Bull CBBC Oct 2010 G	300,000,000	2010/05/20	2010/10/28	75.00
62068	Deutsche Bank AG – HSI R Bear CBBC Oct 2010 F	300,000,000	2010/05/20	2010/10/28	75.00
62074	UBS AG – A50 China R Bull CBBC Nov 2010 D	100,000,000	2010/05/20	2010/11/08	25.00
62072	UBS AG – HSBC R Bear CBBC Sep 2010 C	100,000,000	2010/05/20	2010/09/20	25.00
62067	UBS AG – HSI R Bear CBBC Aug 2010 R	200,000,000	2010/05/20	2010/08/30	50.00
62075	UBS AG – HSI R Bear CBBC Sep 2010 O	200,000,000	2010/05/20	2010/09/29	50.00
62073	UBS AG – TCH R Bull CBBC Nov 2010 D	100,000,000	2010/05/20	2010/11/01	25.00
69298#	Credit Suisse AG – HSI R Bull CBBC Jul 2010 E	210,000,000	2010/05/20	2010/07/29	14.49
62091	Deutsche Bank AG – HSI R Bull CBBC Sep 2010 Z	300,000,000	2010/05/24	2010/09/29	78.00

# Main Board Callable Bull/Bear Contracts

Code	Callable Bull / Bear Contracts	No. of issue (units)	Listing date	Expiry	Amount raised (HK\$ mil.)
62082	Deutsche Bank AG – HSI R Bull CBBC Nov 2010 O	300,000,000	2010/05/24	2010/11/29	75.00
62092	Deutsche Bank AG – HSI R Bear CBBC Nov 2010 P	300,000,000	2010/05/24	2010/11/29	75.00
62088	KBC Fin Products Int'l Ltd. – HSI R Bear CBBC Sep 2010 V	128,000,000	2010/05/24	2010/09/29	32.00
62089	CC Rabobank B.A. – HSI R Bear CBBC Oct 2010 E	200,000,000	2010/05/24	2010/10/28	50.00
62090	CC Rabobank B.A. – HSI R Bear CBBC Oct 2010 F	200,000,000	2010/05/24	2010/10/28	50.00
62080	SGA Societe Generale Acceptance N.V. – HSI R Bull CBBC Aug10A	300,000,000	2010/05/24	2010/08/30	75.00
62081	SGA Societe Generale Acceptance N.V. – HSI R Bull CBBC Aug10Z	300,000,000	2010/05/24	2010/08/30	75.00
62079	SGA Societe Generale Acceptance N.V. – HSI R Bull CBBC Sep10Q	300,000,000	2010/05/24	2010/09/29	75.00
62085	SGA Societe Generale Acceptance N.V. – HSI R Bear CBBC Sep10N	300,000,000	2010/05/24	2010/09/29	75.00
62083	SGA Societe Generale Acceptance N.V. – HSI R Bear CBBC Sep10Y	300,000,000	2010/05/24	2010/09/29	75.00
62086	UBS AG – CM Bank R Bull CBBC Nov 2010 A	50,000,000	2010/05/24	2010/11/01	16.25
62084	UBS AG – HSI R Bull CBBC Aug 2010 M	200,000,000	2010/05/24	2010/08/30	50.00
62087	UBS AG – HSI R Bear CBBC Sep 2010 I	200,000,000	2010/05/24	2010/09/29	50.00
62099	Credit Suisse AG – HSI R Bull CBBC Sep 2010 D	195,000,000	2010/05/25	2010/09/29	48.75
62100	Credit Suisse AG – HSI R Bull CBBC Sep 2010 G	220,000,000	2010/05/25	2010/09/29	55.00
62126	Credit Suisse AG – HSI R Bear CBBC Aug 2010 Q	220,000,000	2010/05/25	2010/08/30	55.00
62127	Credit Suisse AG – HSI R Bear CBBC Aug 2010 T	220,000,000	2010/05/25	2010/08/30	55.00
62097	Deutsche Bank AG – HSI R Bull CBBC Sep 2010 X	300,000,000	2010/05/25	2010/09/29	75.00
62098	Deutsche Bank AG – HSI R Bull CBBC Oct 2010 H	300,000,000	2010/05/25	2010/10/28	78.00
62123	Deutsche Bank AG – HSI R Bull CBBC Nov 2010 S	300,000,000	2010/05/25	2010/11/29	75.00
62124	Deutsche Bank AG – HSI R Bull CBBC Dec 2010 G	300,000,000	2010/05/25	2010/12/30	75.00
62101	Deutsche Bank AG – HSI R Bear CBBC Nov 2010 Q	300,000,000	2010/05/25	2010/11/29	75.00
62102	Deutsche Bank AG – HSI R Bear CBBC Nov 2010 R	300,000,000	2010/05/25	2010/11/29	81.00
62117	KBC Fin Products Int'l Ltd. – HSBC R Bear CBBC Sep 2010 B	128,000,000	2010/05/25	2010/09/09	32.00
62118	KBC Fin Products Int'l Ltd. – HSI R Bull CBBC Oct 2010 Q	128,000,000	2010/05/25	2010/10/28	32.00
62119	KBC Fin Products Int'l Ltd. – HSI R Bull CBBC Oct 2010 R	180,000,000	2010/05/25	2010/10/28	45.00
62120	KBC Fin Products Int'l Ltd. – HSI R Bull CBBC Nov 2010 D	180,000,000	2010/05/25	2010/11/29	45.00
62121	KBC Fin Products Int'l Ltd. – HSI R Bear CBBC Sep 2010 W	128,000,000	2010/05/25	2010/09/29	32.00
62122	KBC Fin Products Int'l Ltd. – HSI R Bear CBBC Sep 2010 X	128,000,000	2010/05/25	2010/09/29	32.00
62108	Macquarie Bank Ltd. – HSI R Bear CBBC Sep 2010 A	200,000,000	2010/05/25	2010/09/29	50.40
62125	CC Rabobank B.A. – HSI R Bull CBBC Oct 2010 G	200,000,000	2010/05/25	2010/10/28	50.00
62129	CC Rabobank B.A. – HSI R Bear CBBC Oct 2010 H	200,000,000	2010/05/25	2010/10/28	50.00
62130	CC Rabobank B.A. – HSI R Bear CBBC Oct 2010 I	200,000,000	2010/05/25	2010/10/28	50.00
62109	RB of Scotland N.V. – HSI R Bear CBBC Sep 2010 M	250,000,000	2010/05/25	2010/09/29	62.50
62106	SGA Societe Generale Acceptance N.V. – HSI R Bear CBBC Aug10B	300,000,000	2010/05/25	2010/08/30	75.00
62105	SGA Societe Generale Acceptance N.V. – HSI R Bear CBBC Aug10C	300,000,000	2010/05/25	2010/08/30	75.00
62104	SGA Societe Generale Acceptance N.V. – HSI R Bear CBBC Aug10Q	300,000,000	2010/05/25	2010/08/30	75.00
62103	SGA Societe Generale Acceptance N.V. – HSI R Bear CBBC Aug10S	300,000,000	2010/05/25	2010/08/30	75.00
62107	SGA Societe Generale Acceptance N.V. – HSI R Bear CBBC Aug10Y	300,000,000	2010/05/25	2010/08/30	75.00
62094	SGA Societe Generale Acceptance N.V. – HSI R Bear CBBC Sep10L	300,000,000	2010/05/25	2010/09/29	75.00
62093	SGA Societe Generale Acceptance N.V. – HSI R Bear CBBC Sep10M	300,000,000	2010/05/25	2010/09/29	75.00
62110	UBS AG – BOCL R Bull CBBC Nov 2010 A	50,000,000	2010/05/25	2010/11/29	12.50
62113	UBS AG – A50 China R Bear CBBC Nov 2010 E	100,000,000	2010/05/25	2010/11/15	25.00
62095	UBS AG – HSI R Bull CBBC Sep 2010 Y	200,000,000	2010/05/25	2010/09/29	50.00
62096	UBS AG – HSI R Bull CBBC Dec 2010 L	200,000,000	2010/05/25	2010/12/30	50.00

# Main Board Callable Bull/Bear Contracts

Code	Callable Bull / Bear Contracts	No. of issue (units)	Listing date	Expiry	Amount raised (HK\$ mil.)
62114	UBS AG – HSI R Bear CBBC Aug 2010 C	200,000,000	2010/05/25	2010/08/30	50.00
62115	UBS AG – HSI R Bear CBBC Sep 2010 M	200,000,000	2010/05/25	2010/09/29	50.00
62116	UBS AG – HSI R Bear CBBC Oct 2010 Q	200,000,000	2010/05/25	2010/10/28	50.00
62112	UBS AG – Ping An R Bear CBBC Nov 2010 B	50,000,000	2010/05/25	2010/11/22	12.50
62111	UBS AG – SHK Ppt R Bull CBBC Dec 2010 A	50,000,000	2010/05/25	2010/12/06	12.50
62132	BNP Paribas Arbit Issu B.V. – HSI R Bear CBBC Nov 2010 F	100,000,000	2010/05/26	2010/11/29	25.00
62133	BNP Paribas Arbit Issu B.V. – HSI R Bear CBBC Dec 2010 C	100,000,000	2010/05/26	2010/12/30	25.00
62145	Credit Suisse AG – HSI R Bull CBBC Sep 2010 E	220,000,000	2010/05/26	2010/09/29	55.00
62144	Credit Suisse AG – HSI R Bear CBBC Aug 2010 P	195,000,000	2010/05/26	2010/08/30	48.75
62134	Deutsche Bank AG – HSI R Bear CBBC Oct 2010 E	300,000,000	2010/05/26	2010/10/28	75.00
62146	KBC Fin Products Int'l Ltd. – HSI R Bull CBBC Oct 2010 S	128,000,000	2010/05/26	2010/10/28	32.00
62128	Macquarie Bank Ltd. – HSI R Bull CBBC Sep 2010 B	300,000,000	2010/05/26	2010/09/29	75.00
62131	Macquarie Bank Ltd. – HSI R Bull CBBC Nov 2010 A	200,000,000	2010/05/26	2010/11/29	50.20
62147	CC Rabobank B.A. – HSI R Bull CBBC Oct 2010 J	200,000,000	2010/05/26	2010/10/28	50.00
62138	UBS AG – BYD Company R Bull CBBC Nov 2010 A	100,000,000	2010/05/26	2010/11/22	25.00
62139	UBS AG – BYD Company R Bull CBBC Nov 2010 B	100,000,000	2010/05/26	2010/11/08	25.00
62140	UBS AG – China Mobile R Bull CBBC Nov 2010 D	100,000,000	2010/05/26	2010/11/29	25.00
62142	UBS AG – HSI R Bull CBBC Aug 2010 P	200,000,000	2010/05/26	2010/08/30	50.00
62135	UBS AG – HSI R Bull CBBC Nov 2010 B	200,000,000	2010/05/26	2010/11/29	50.00
62143	UBS AG – HSI R Bull CBBC Nov 2010 E	200,000,000	2010/05/26	2010/11/29	50.00
62136	UBS AG – HSI R Bull CBBC Dec 2010 M	200,000,000	2010/05/26	2010/12/30	50.00
62137	UBS AG – HSI R Bull CBBC Feb 2011 A	300,000,000	2010/05/26	2011/02/25	75.00
62141	UBS AG – HSI R Bear CBBC Nov 2010 F	200,000,000	2010/05/26	2010/11/29	50.00
62148	BOCI Asia Ltd. – HSI R Bull CBBC Sep 2010 A	100,000,000	2010/05/27	2010/09/29	25.00
62153	Credit Suisse AG – A50 China R Bull CBBC Jan 2011 A	100,000,000	2010/05/27	2011/01/24	25.00
62163	Credit Suisse AG – A50 China R Bear CBBC Sep 2010 F	100,000,000	2010/05/27	2010/09/27	25.00
62162	Credit Suisse AG – HSI R Bear CBBC Aug 2010 H	195,000,000	2010/05/27	2010/08/30	48.75
62157	Deutsche Bank AG – HSI R Bull CBBC Oct 2010 D	300,000,000	2010/05/27	2010/10/28	75.00
62158	Deutsche Bank AG – HSI R Bear CBBC Nov 2010 T	300,000,000	2010/05/27	2010/11/29	75.00
62165	Deutsche Bank AG – HSI R Bear CBBC Nov 2010 U	300,000,000	2010/05/27	2010/11/29	75.00
62155	HK Bank – HSI R Bear CBBC Nov 2010 D	150,000,000	2010/05/27	2010/11/29	37.50
62156	HK Bank – HSI R Bear CBBC Nov 2010 E	120,000,000	2010/05/27	2010/11/29	30.00
62159	KBC Fin Products Int'l Ltd. – HSI R Bear CBBC Aug 2010 Y	128,000,000	2010/05/27	2010/08/30	32.00
62164	CC Rabobank B.A. – HSI R Bear CBBC Oct 2010 K	200,000,000	2010/05/27	2010/10/28	50.00
62166	RB of Scotland N.V. – CCHC R Bull CBBC Oct 2010 C	80,000,000	2010/05/27	2010/10/18	20.00
62167	RB of Scotland N.V. – CCHC R Bull CBBC Oct 2010 D	80,000,000	2010/05/27	2010/10/18	20.00
62171	RB of Scotland N.V. – CCHC R Bear CBBC Oct 2010 E	80,000,000	2010/05/27	2010/10/18	20.00
62172	RB of Scotland N.V. – CCHC R Bear CBBC Oct 2010 F	80,000,000	2010/05/27	2010/10/18	20.00
62168	RB of Scotland N.V. – HSI R Bear CBBC Oct 2010 J	250,000,000	2010/05/27	2010/10/28	62.50
62152	SGA Societe Generale Acceptance N.V. – HSI R Bull CBBC Aug10D	300,000,000	2010/05/27	2010/08/30	75.00
62151	SGA Societe Generale Acceptance N.V. – HSI R Bull CBBC Aug10R	300,000,000	2010/05/27	2010/08/30	75.00
62150	SGA Societe Generale Acceptance N.V. – HSI R Bull CBBC Aug10T	300,000,000	2010/05/27	2010/08/30	75.00
62149	SGA Societe Generale Acceptance N.V. – HSI R Bull CBBC Aug10U	300,000,000	2010/05/27	2010/08/30	75.00
62160	UBS AG – HSCEI R Bear CBBC Sep 2010 E	100,000,000	2010/05/27	2010/09/29	25.00
62154	UBS AG – HSI R Bull CBBC Dec 2010 N	300,000,000	2010/05/27	2010/12/30	75.00



# Main Board Callable Bull/Bear Contracts

Code	Callable Bull / Bear Contracts	No. of issue (units)	Listing date	Expiry	Amount raised (HK\$ mil.)
62161	UBS AG – HSI R Bear CBBC Aug 2010 I	200,000,000	2010/05/27	2010/08/30	50.00
62173	Barclays Bank plc – HSI R Bull CBBC Oct 2010 A	300,000,000	2010/05/28	2010/10/28	46.50
62174	Barclays Bank plc – HSI R Bull CBBC Nov 2010 L	300,000,000	2010/05/28	2010/11/29	75.00
62175	Barclays Bank plc – HSI R Bull CBBC Nov 2010 M	300,000,000	2010/05/28	2010/11/29	75.00
62170	Barclays Bank plc – HSI R Bear CBBC Sep 2010 O	300,000,000	2010/05/28	2010/09/29	45.90
62169	Barclays Bank plc – HSI R Bear CBBC Nov 2010 K	300,000,000	2010/05/28	2010/11/29	75.00
62179	Credit Suisse AG – HSI R Bull CBBC Oct 2010 N	195,000,000	2010/05/28	2010/10/28	48.75
62190	Credit Suisse AG – HSI R Bear CBBC Aug 2010 C	220,000,000	2010/05/28	2010/08/30	55.00
62187	Deutsche Bank AG – HSI R Bull CBBC Oct 2010 K	300,000,000	2010/05/28	2010/10/28	75.00
62191	Deutsche Bank AG – HSI R Bear CBBC Oct 2010 J	300,000,000	2010/05/28	2010/10/28	75.00
62203	Goldman Sachs SP (Asia) – HSI R Bear CBBC Nov 2010 A	200,000,000	2010/05/28	2010/11/29	50.00
62204	Goldman Sachs SP (Asia) – HSI R Bear CBBC Nov 2010 B	200,000,000	2010/05/28	2010/11/29	50.00
62188	KBC Fin Products Int'l Ltd. – HSI R Bull CBBC Oct 2010 T	128,000,000	2010/05/28	2010/10/28	32.00
62189	KBC Fin Products Int'l Ltd. – HSI R Bull CBBC Oct 2010 U	128,000,000	2010/05/28	2010/10/28	32.00
62197	RB of Scotland N.V. – BYD Company R Bull CBBC Oct 2010 A	80,000,000	2010/05/28	2010/10/11	20.00
62200	RB of Scotland N.V. – BYD Company R Bear CBBC Oct 2010 B	80,000,000	2010/05/28	2010/10/11	20.00
62184	RB of Scotland N.V. – DJIA R Bear CBBC Sep 2010 I	40,000,000	2010/05/28	2010/09/17	10.00
62199	RB of Scotland N.V. – HSCEI R Bear CBBC Sep 2010 H	250,000,000	2010/05/28	2010/09/29	62.50
62180	RB of Scotland N.V. – Nikkei 225 R Bull CBBC Sep 2010 E	40,000,000	2010/05/28	2010/09/10	10.00
62185	RB of Scotland N.V. – Nikkei 225 R Bear CBBC Sep 2010 F	40,000,000	2010/05/28	2010/09/10	10.00
62186	RB of Scotland N.V. – Nikkei 225 R Bear CBBC Sep 2010 G	40,000,000	2010/05/28	2010/09/10	10.00
62198	RB of Scotland N.V. – TCH R Bull CBBC Oct 2010 A	80,000,000	2010/05/28	2010/10/18	20.00
62201	RB of Scotland N.V. – TCH R Bear CBBC Oct 2010 B	80,000,000	2010/05/28	2010/10/18	20.00
62202	RB of Scotland N.V. – TCH R Bear CBBC Oct 2010 C	80,000,000	2010/05/28	2010/10/18	21.68
62192	UBS AG – HKEx R Bear CBBC Nov 2010 E	100,000,000	2010/05/28	2010/11/15	25.00
62176	UBS AG – HSBC R Bull CBBC Nov 2010 D	100,000,000	2010/05/28	2010/11/22	25.00
62193	UBS AG – HSBC R Bear CBBC Oct 2010 D	100,000,000	2010/05/28	2010/10/11	25.00
62195	UBS AG – HSCEI R Bear CBBC Nov 2010 C	100,000,000	2010/05/28	2010/11/29	25.00
62196	UBS AG – HSI R Bull CBBC Sep 2010 J	200,000,000	2010/05/28	2010/09/29	50.00
62177	UBS AG – HSI R Bull CBBC Nov 2010 G	200,000,000	2010/05/28	2010/11/29	50.00
62178	UBS AG – HSI R Bear CBBC Aug 2010 D	200,000,000	2010/05/28	2010/08/30	50.00
62194	UBS AG – TCH R Bear CBBC Oct 2010 D	100,000,000	2010/05/28	2010/10/25	25.00
69297#	Credit Suisse AG – HSI R Bull CBBC Jul 2010 D	210,000,000	2010/05/28	2010/07/29	14.28
61815#	Credit Suisse AG – HSI R Bull CBBC Nov 2010 H	275,000,000	2010/05/28	2010/11/29	11.83
62210	Credit Suisse AG – HSI R Bull CBBC Nov 2010 M	220,000,000	2010/05/31	2010/11/29	55.00
62219	Deutsche Bank AG – China Mobile R Bull CBBC Nov 2010 A	150,000,000	2010/05/31	2010/11/01	37.50
62222	Deutsche Bank AG – A50 China R Bull CBBC Nov 2010 B	150,000,000	2010/05/31	2010/11/15	40.50
62220	Deutsche Bank AG – HKEx R Bear CBBC Nov 2010 A	150,000,000	2010/05/31	2010/11/15	40.50
62221	Deutsche Bank AG – HSBC R Bull CBBC Dec 2010 A	150,000,000	2010/05/31	2010/12/06	37.50
62209	Deutsche Bank AG – HSI R Bull CBBC Nov 2010 V	300,000,000	2010/05/31	2010/11/29	75.00
62213	RB of Scotland N.V. – DJIA R Bull CBBC Sep 2010 J	40,000,000	2010/05/31	2010/09/17	15.04
62214	RB of Scotland N.V. – DJIA R Bull CBBC Sep 2010 K	40,000,000	2010/05/31	2010/09/17	12.44
62205	SGA Societe Generale Acceptance N.V. – HSI R Bull CBBC Oct10A	300,000,000	2010/05/31	2010/10/28	75.00
62206	SGA Societe Generale Acceptance N.V. – HSI R Bull CBBC Oct10B	300,000,000	2010/05/31	2010/10/28	75.00
62207	SGA Societe Generale Acceptance N.V. – HSI R Bull CBBC Oct10C	300,000,000	2010/05/31	2010/10/28	75.00

# Main Board Callable Bull/Bear Contracts

Code	Callable Bull / Bear Contracts	No. of issue (units)	Listing date	Expiry	Amount raised (HK\$ mil.)
62208	SGA Societe Generale Acceptance N.V. – HSI R Bear CBBC Sep10K	300,000,000	2010/05/31	2010/09/29	75.00
62216	UBS AG – A50 China R Bull CBBC Nov 2010 F	100,000,000	2010/05/31	2010/11/08	25.00
62217	UBS AG – HSI R Bull CBBC Oct 2010 K	200,000,000	2010/05/31	2010/10/28	50.00
62218	UBS AG – HSI R Bull CBBC Nov 2010 J	200,000,000	2010/05/31	2010/11/29	50.00
62211	UBS AG – HSI R Bear CBBC Oct 2010 Y	200,000,000	2010/05/31	2010/10/28	50.00
62212	UBS AG – HSI R Bear CBBC Jan 2011 B	300,000,000	2010/05/31	2011/01/28	75.00
62215	UBS AG – TCH R Bear CBBC Oct 2010 E	100,000,000	2010/05/31	2010/10/18	25.00
62056#	Credit Suisse AG – HSI R Bear CBBC Aug 2010 R	195,000,000	2010/05/31	2010/08/30	20.67
62296	BNP Paribas Arbit Issu B.V. – HSI R Bull CBBC Nov 2010 G	200,000,000	2010/06/01	2010/11/29	50.00
62298	BNP Paribas Arbit Issu B.V. – HSI R Bull CBBC Nov 2010 H	200,000,000	2010/06/01	2010/11/29	50.00
62299	BNP Paribas Arbit Issu B.V. – HSI R Bull CBBC Dec 2010 D	200,000,000	2010/06/01	2010/12/30	50.00
62300	BNP Paribas Arbit Issu B.V. – HSI R Bear CBBC Nov 2010 I	100,000,000	2010/06/01	2010/11/29	25.00
62301	BNP Paribas Arbit Issu B.V. – HSI R Bear CBBC Dec 2010 E	100,000,000	2010/06/01	2010/12/30	25.00
62238	Credit Suisse AG – HSI R Bull CBBC Oct 2010 O	195,000,000	2010/06/01	2010/10/28	48.75
62233	Credit Suisse AG – HSI R Bear CBBC Sep 2010 I	220,000,000	2010/06/01	2010/09/29	55.00
62285	Deutsche Bank AG – HSI R Bull CBBC Sep 2010 Y	300,000,000	2010/06/01	2010/09/29	75.00
62232	Deutsche Bank AG – HSI R Bull CBBC Nov 2010 W	300,000,000	2010/06/01	2010/11/29	75.00
62240	Deutsche Bank AG – HSI R Bull CBBC Nov 2010 Y	300,000,000	2010/06/01	2010/11/29	75.00
62286	Deutsche Bank AG – HSI R Bull CBBC Nov 2010 Z	300,000,000	2010/06/01	2010/11/29	99.00
62287	Deutsche Bank AG – HSI R Bull CBBC Dec 2010 H	300,000,000	2010/06/01	2010/12/30	120.00
62288	Deutsche Bank AG – HSI R Bull CBBC Dec 2010 I	300,000,000	2010/06/01	2010/12/30	81.00
62289	Deutsche Bank AG – HSI R Bear CBBC Oct 2010 A	300,000,000	2010/06/01	2010/10/28	75.00
62235	Deutsche Bank AG – HSI R Bear CBBC Oct 2010 N	300,000,000	2010/06/01	2010/10/28	75.00
62236	Deutsche Bank AG – HSI R Bear CBBC Nov 2010 X	300,000,000	2010/06/01	2010/11/29	81.00
62290	Goldman Sachs SP (Asia) – HSI R Bull CBBC Nov 2010 C	200,000,000	2010/06/01	2010/11/29	50.00
62291	Goldman Sachs SP (Asia) – HSI R Bear CBBC Nov 2010 D	200,000,000	2010/06/01	2010/11/29	50.00
62292	Goldman Sachs SP (Asia) – HSI R Bear CBBC Nov 2010 E	200,000,000	2010/06/01	2010/11/29	50.00
62293	KBC Fin Products Int'l Ltd. – HSI R Bull CBBC Sep 2010 Y	128,000,000	2010/06/01	2010/09/29	32.00
62239	KBC Fin Products Int'l Ltd. – HSI R Bull CBBC Oct 2010 V	128,000,000	2010/06/01	2010/10/28	32.00
62297	KBC Fin Products Int'l Ltd. – HSI R Bear CBBC Sep 2010 Z	128,000,000	2010/06/01	2010/09/29	32.00
62294	KBC Fin Products Int'l Ltd. – HSI R Bear CBBC Oct 2010 W	128,000,000	2010/06/01	2010/10/28	32.00
62295	KBC Fin Products Int'l Ltd. – HSI R Bear CBBC Oct 2010 X	158,000,000	2010/06/01	2010/10/28	39.50
62234	Macquarie Bank Ltd. – HSI R Bear CBBC Oct 2010 B	200,000,000	2010/06/01	2010/10/28	50.00
62241	CC Rabobank B.A. – HSI R Bull CBBC Oct 2010 L	200,000,000	2010/06/01	2010/10/28	50.00
62242	CC Rabobank B.A. – HSI R Bull CBBC Oct 2010 M	200,000,000	2010/06/01	2010/10/28	50.00
62246	CC Rabobank B.A. – HSI R Bear CBBC Oct 2010 N	200,000,000	2010/06/01	2010/10/28	50.00
62247	CC Rabobank B.A. – HSI R Bear CBBC Oct 2010 O	200,000,000	2010/06/01	2010/10/28	50.00
62248	CC Rabobank B.A. – HSI R Bear CBBC Oct 2010 P	200,000,000	2010/06/01	2010/10/28	50.00
62223	RB of Scotland N.V. – DJIA R Bear CBBC Sep 2010 L	40,000,000	2010/06/01	2010/09/17	11.96
62224	RB of Scotland N.V. – DJIA R Bear CBBC Sep 2010 M	40,000,000	2010/06/01	2010/09/17	15.12
62225	RB of Scotland N.V. – DJIA R Bear CBBC Sep 2010 N	40,000,000	2010/06/01	2010/09/17	12.16
62226	RB of Scotland N.V. – DJIA R Bear CBBC Sep 2010 O	40,000,000	2010/06/01	2010/09/17	14.28
62274	RB of Scotland N.V. – HSI R Bull CBBC Oct 2010 K	250,000,000	2010/06/01	2010/10/28	62.50
62275	RB of Scotland N.V. – HSI R Bull CBBC Oct 2010 L	250,000,000	2010/06/01	2010/10/28	62.75
62276	RB of Scotland N.V. – HSI R Bull CBBC Oct 2010 M	250,000,000	2010/06/01	2010/10/28	62.50

# Main Board Callable Bull/Bear Contracts

Code	Callable Bull / Bear Contracts	No. of issue (units)	Listing date	Expiry	Amount raised (HK\$ mil.)
62279	RB of Scotland N.V. – HSI R Bear CBBC Oct 2010 N	250,000,000	2010/06/01	2010/10/28	62.75
62280	RB of Scotland N.V. – HSI R Bear CBBC Oct 2010 O	250,000,000	2010/06/01	2010/10/28	62.75
62281	RB of Scotland N.V. – HSI R Bear CBBC Oct 2010 P	250,000,000	2010/06/01	2010/10/28	62.75
62278	RB of Scotland N.V. – Nikkei 225 R Bull CBBC Sep 2010 H	40,000,000	2010/06/01	2010/09/10	10.00
62284	RB of Scotland N.V. – Nikkei 225 R Bear CBBC Sep 2010 I	40,000,000	2010/06/01	2010/09/10	10.04
62277	RB of Scotland N.V. – TCH R Bull CBBC Oct 2010 D	80,000,000	2010/06/01	2010/10/18	20.32
62282	RB of Scotland N.V. – TCH R Bear CBBC Oct 2010 E	80,000,000	2010/06/01	2010/10/18	20.16
62283	RB of Scotland N.V. – TCH R Bear CBBC Oct 2010 F	80,000,000	2010/06/01	2010/10/18	20.08
62243	UBS AG – China Mobile R Bull CBBC Dec 2010 A	100,000,000	2010/06/01	2010/12/13	25.00
62261	UBS AG – China Mobile R Bear CBBC Nov 2010 E	100,000,000	2010/06/01	2010/11/29	25.00
62260	UBS AG – China Life R Bear CBBC Oct 2010 J	100,000,000	2010/06/01	2010/10/25	25.00
62244	UBS AG – Sinopec Corp R Bull CBBC Nov 2010 A	100,000,000	2010/06/01	2010/11/08	25.00
62254	UBS AG – A50 China R Bull CBBC Nov 2010 G	100,000,000	2010/06/01	2010/11/29	25.00
62245	UBS AG – HKEr X Bull CBBC Dec 2010 A	100,000,000	2010/06/01	2010/12/13	25.00
62249	UBS AG – HKEr X Bull CBBC Dec 2010 B	100,000,000	2010/06/01	2010/12/06	25.00
62250	UBS AG – HSBC R Bull CBBC Dec 2010 D	100,000,000	2010/06/01	2010/12/13	25.00
62262	UBS AG – HSBC R Bear CBBC Nov 2010 E	100,000,000	2010/06/01	2010/11/01	25.00
62255	UBS AG – HSCEI R Bull CBBC Oct 2010 G	100,000,000	2010/06/01	2010/10/28	25.00
62256	UBS AG – HSCEI R Bull CBBC Nov 2010 D	100,000,000	2010/06/01	2010/11/29	25.00
62257	UBS AG – HSCEI R Bull CBBC Dec 2010 B	100,000,000	2010/06/01	2010/12/30	25.00
62265	UBS AG – HSCEI R Bear CBBC Oct 2010 H	100,000,000	2010/06/01	2010/10/28	25.00
62237	UBS AG – HSI R Bull CBBC Sep 2010 U	200,000,000	2010/06/01	2010/09/29	50.00
62230	UBS AG – HSI R Bull CBBC Oct 2010 W	200,000,000	2010/06/01	2010/10/28	50.00
62258	UBS AG – HSI R Bull CBBC Nov 2010 H	200,000,000	2010/06/01	2010/11/29	56.00
62259	UBS AG – HSI R Bull CBBC Dec 2010 O	200,000,000	2010/06/01	2010/12/30	50.00
62231	UBS AG – HSI R Bull CBBC Jan 2011 C	300,000,000	2010/06/01	2011/01/28	75.00
62266	UBS AG – HSI R Bear CBBC Sep 2010 Q	200,000,000	2010/06/01	2010/09/29	50.00
62270	UBS AG – HSI R Bear CBBC Nov 2010 K	200,000,000	2010/06/01	2010/11/29	50.00
62269	UBS AG – HSI R Bear CBBC Nov 2010 N	200,000,000	2010/06/01	2010/11/29	50.00
62273	UBS AG – HSI R Bear CBBC Dec 2010 P	200,000,000	2010/06/01	2010/12/30	50.00
62251	UBS AG – ICBC R Bull CBBC Nov 2010 A	100,000,000	2010/06/01	2010/11/29	25.00
62263	UBS AG – ICBC R Bear CBBC Nov 2010 B	100,000,000	2010/06/01	2010/11/22	25.00
62252	UBS AG – TCH R Bull CBBC Nov 2010 E	100,000,000	2010/06/01	2010/11/29	25.00
62253	UBS AG – TCH R Bull CBBC Dec 2010 A	100,000,000	2010/06/01	2010/12/06	25.00
62264	UBS AG – TCH R Bear CBBC Nov 2010 F	100,000,000	2010/06/01	2010/11/18	25.00
62322	Credit Suisse AG – HSI R Bear CBBC Sep 2010 J	300,000,000	2010/06/02	2010/09/29	75.00
62328	Deutsche Bank AG – HSI R Bull CBBC Oct 2010 R	300,000,000	2010/06/02	2010/10/28	75.00
62323	Deutsche Bank AG – HSI R Bull CBBC Dec 2010 J	300,000,000	2010/06/02	2010/12/30	75.00
62315	Deutsche Bank AG – HSI R Bear CBBC Nov 2010 C	300,000,000	2010/06/02	2010/11/29	75.00
62327	Deutsche Bank AG – HSI R Bear CBBC Dec 2010 K	300,000,000	2010/06/02	2010/12/30	75.00
62308	HK Bank – China Life R Bull CBBC Dec 2010 A	120,000,000	2010/06/02	2010/12/15	30.00
62313	HK Bank – China Life R Bear CBBC Dec 2010 B	120,000,000	2010/06/02	2010/12/15	30.00
62309	HK Bank – China Shenhua R Bull CBBC Dec 2010 A	120,000,000	2010/06/02	2010/12/15	30.00
62314	HK Bank – China Shenhua R Bear CBBC Dec 2010 B	120,000,000	2010/06/02	2010/12/15	30.00
62311	HK Bank – HSI R Bear CBBC Dec 2010 A	120,000,000	2010/06/02	2010/12/30	30.00

# Main Board Callable Bull/Bear Contracts

Code	Callable Bull / Bear Contracts	No. of issue (units)	Listing date	Expiry	Amount raised (HK\$ mil.)
62312	HK Bank – HSI R Bear CBBC Dec 2010 B	120,000,000	2010/06/02	2010/12/30	30.00
62310	HK Bank – ICBC R Bear CBBC Dec 2010 A	120,000,000	2010/06/02	2010/12/15	30.00
62329	CC Rabobank B.A. – HSI R Bull CBBC Nov 2010 A	200,000,000	2010/06/02	2010/11/29	50.00
62331	RB of Scotland N.V. – China Shenhua R Bull CBBC Oct 2010 A	80,000,000	2010/06/02	2010/10/18	20.00
62332	RB of Scotland N.V. – China Shenhua R Bull CBBC Oct 2010 B	80,000,000	2010/06/02	2010/10/18	20.16
62334	RB of Scotland N.V. – China Shenhua R Bear CBBC Oct 2010 C	80,000,000	2010/06/02	2010/10/18	20.08
62335	RB of Scotland N.V. – China Shenhua R Bear CBBC Oct 2010 D	80,000,000	2010/06/02	2010/10/18	20.08
62330	RB of Scotland N.V. – HKEx R Bull CBBC Oct 2010 C	80,000,000	2010/06/02	2010/10/11	20.08
62333	RB of Scotland N.V. – HKEx R Bear CBBC Oct 2010 D	80,000,000	2010/06/02	2010/10/11	20.00
62319	SGA Societe Generale Acceptance N.V. – HSI R Bull CBBC Oct10J	300,000,000	2010/06/02	2010/10/28	75.00
62320	SGA Societe Generale Acceptance N.V. – HSI R Bull CBBC Oct10K	300,000,000	2010/06/02	2010/10/28	75.00
62321	SGA Societe Generale Acceptance N.V. – HSI R Bull CBBC Oct10L	300,000,000	2010/06/02	2010/10/28	75.00
62302	SGA Societe Generale Acceptance N.V. – HSI R Bear CBBC Oct10D	300,000,000	2010/06/02	2010/10/28	75.00
62303	SGA Societe Generale Acceptance N.V. – HSI R Bear CBBC Oct10E	300,000,000	2010/06/02	2010/10/28	75.00
62304	SGA Societe Generale Acceptance N.V. – HSI R Bear CBBC Oct10F	300,000,000	2010/06/02	2010/10/28	75.00
62305	SGA Societe Generale Acceptance N.V. – HSI R Bear CBBC Oct10G	300,000,000	2010/06/02	2010/10/28	75.00
62306	SGA Societe Generale Acceptance N.V. – HSI R Bear CBBC Oct10H	300,000,000	2010/06/02	2010/10/28	75.00
62307	SGA Societe Generale Acceptance N.V. – HSI R Bear CBBC Oct10I	300,000,000	2010/06/02	2010/10/28	75.00
62324	UBS AG – BYD Company R Bull CBBC Dec 2010 A	100,000,000	2010/06/02	2010/12/06	25.00
62325	UBS AG – HSI R Bull CBBC Nov 2010 P	200,000,000	2010/06/02	2010/11/29	50.00
62326	UBS AG – HSI R Bull CBBC Nov 2010 Q	200,000,000	2010/06/02	2010/11/29	50.00
62316	UBS AG – HSI R Bear CBBC Sep 2010 N	200,000,000	2010/06/02	2010/09/29	50.00
62317	UBS AG – HSI R Bear CBBC Dec 2010 Q	300,000,000	2010/06/02	2010/12/30	75.00
62318	UBS AG – HSI R Bear CBBC Dec 2010 R	200,000,000	2010/06/02	2010/12/30	50.00
62336	Deutsche Bank AG – HSI R Bear CBBC Oct 2010 T	300,000,000	2010/06/03	2010/10/28	75.00
62341	CC Rabobank B.A. – HSI R Bull CBBC Nov 2010 B	200,000,000	2010/06/03	2010/11/29	50.00
62342	CC Rabobank B.A. – HSI R Bull CBBC Nov 2010 C	200,000,000	2010/06/03	2010/11/29	50.00
62337	UBS AG – China Life R Bull CBBC Dec 2010 C	100,000,000	2010/06/03	2010/12/13	55.00
62338	UBS AG – Sinopec Corp R Bull CBBC Nov 2010 B	100,000,000	2010/06/03	2010/11/22	25.00
62340	UBS AG – HSCEI R Bull CBBC Nov 2010 E	100,000,000	2010/06/03	2010/11/29	25.00
62343	UBS AG – HSI R Bear CBBC Nov 2010 D	200,000,000	2010/06/03	2010/11/29	50.00
62339	UBS AG – ICBC R Bull CBBC Nov 2010 C	100,000,000	2010/06/03	2010/11/15	25.00
62356	Credit Suisse AG – HSI R Bull CBBC Oct 2010 P	330,000,000	2010/06/04	2010/10/28	82.50
62365	Credit Suisse AG – HSI R Bull CBBC Oct 2010 Q	300,000,000	2010/06/04	2010/10/28	75.00
62348	Credit Suisse AG – HSI R Bear CBBC Sep 2010 C	300,000,000	2010/06/04	2010/09/29	75.00
62367	Credit Suisse AG – HSI R Bear CBBC Sep 2010 N	300,000,000	2010/06/04	2010/09/29	75.00
62355	Credit Suisse AG – HSI R Bear CBBC Sep 2010 O	330,000,000	2010/06/04	2010/09/29	82.50
62366	Credit Suisse AG – HSI R Bear CBBC Sep 2010 P	300,000,000	2010/06/04	2010/09/29	75.00
62368	Credit Suisse AG – HSI R Bear CBBC Oct 2010 R	300,000,000	2010/06/04	2010/10/28	75.00
62369	Credit Suisse AG – HSI R Bear CBBC Oct 2010 S	300,000,000	2010/06/04	2010/10/28	75.00
62363	Deutsche Bank AG – China Life R Bull CBBC Nov 2010 A	150,000,000	2010/06/04	2010/11/01	64.50
62364	Deutsche Bank AG – China Life R Bear CBBC Nov 2010 B	150,000,000	2010/06/04	2010/11/08	126.00
62351	Deutsche Bank AG – HSI R Bull CBBC Sep 2010 T	300,000,000	2010/06/04	2010/09/29	75.00
62350	Deutsche Bank AG – HSI R Bull CBBC Sep 2010 W	300,000,000	2010/06/04	2010/09/29	87.00
62346	Deutsche Bank AG – HSI R Bear CBBC Oct 2010 W	300,000,000	2010/06/04	2010/10/28	75.00

# Main Board Callable Bull/Bear Contracts

Code	Callable Bull / Bear Contracts	No. of issue (units)	Listing date	Expiry	Amount raised (HK\$ mil.)
62347	Deutsche Bank AG – HSI R Bear CBBC Nov 2010 E	300,000,000	2010/06/04	2010/11/29	81.00
62360	CC Rabobank B.A. – HSI R Bull CBBC Nov 2010 D	200,000,000	2010/06/04	2010/11/29	50.00
62361	RB of Scotland N.V. – HSI R Bull CBBC Oct 2010 Q	250,000,000	2010/06/04	2010/10/28	62.50
62362	RB of Scotland N.V. – HSI R Bull CBBC Oct 2010 R	250,000,000	2010/06/04	2010/10/28	62.50
62345	SGA Societe Generale Acceptance N.V. – HSBC R Bull CBBC Sep10A	300,000,000	2010/06/04	2010/09/27	75.00
62344	SGA Societe Generale Acceptance NV – HSCEI R Bull CBBC Sep10F	200,000,000	2010/06/04	2010/09/29	50.00
62353	SGA Societe Generale Acceptance N.V. – HSI R Bull CBBC Oct10M	300,000,000	2010/06/04	2010/10/28	75.00
62354	SGA Societe Generale Acceptance N.V. – HSI R Bull CBBC Oct10N	300,000,000	2010/06/04	2010/10/28	75.00
62352	SGA Societe Generale Acceptance N.V. – HSI R Bear CBBC Sep10Q	300,000,000	2010/06/04	2010/09/29	75.00
62358	UBS AG – China Life R Bull CBBC Oct 2010 K	100,000,000	2010/06/04	2010/10/25	25.00
62359	UBS AG – HSI R Bull CBBC Sep 2010 Y	200,000,000	2010/06/04	2010/09/29	50.00
62349	UBS AG – HSI R Bear CBBC Nov 2010 T	200,000,000	2010/06/04	2010/11/29	50.00
62357	UBS AG – TCH R Bull CBBC Nov 2010 G	100,000,000	2010/06/04	2010/11/18	25.00
62372	Credit Suisse AG – China Mobile R Bull CBBC Oct 2010 B	100,000,000	2010/06/07	2010/10/25	25.00
62377	Credit Suisse AG – China Mobile R Bear CBBC Oct 2010 C	100,000,000	2010/06/07	2010/10/25	25.00
62378	Credit Suisse AG – China Mobile R Bear CBBC Nov 2010 B	100,000,000	2010/06/07	2010/11/22	25.00
62376	Credit Suisse AG – A50 China R Bull CBBC Sep 2010 G	100,000,000	2010/06/07	2010/09/27	27.00
62374	Credit Suisse AG – HSBC R Bull CBBC Oct 2010 B	100,000,000	2010/06/07	2010/10/25	25.00
62389	Credit Suisse AG – HSI R Bull CBBC Oct 2010 T	300,000,000	2010/06/07	2010/10/28	75.00
62373	Credit Suisse AG – HSI R Bull CBBC Nov 2010 N	325,000,000	2010/06/07	2010/11/29	81.25
62379	Credit Suisse AG – HSI R Bull CBBC Nov 2010 O	300,000,000	2010/06/07	2010/11/29	75.00
62395	Deutsche Bank AG – China Life R Bear CBBC Dec 2010 A	150,000,000	2010/06/07	2010/12/06	49.50
62396	Deutsche Bank AG – China Life R Bear CBBC Dec 2010 B	150,000,000	2010/06/07	2010/12/06	96.00
62381	Deutsche Bank AG – HSI R Bull CBBC Oct 2010 S	300,000,000	2010/06/07	2010/10/28	81.00
62371	Deutsche Bank AG – HSI R Bull CBBC Oct 2010 V	300,000,000	2010/06/07	2010/10/28	75.00
62380	Deutsche Bank AG – HSI R Bull CBBC Oct 2010 Z	300,000,000	2010/06/07	2010/10/28	75.00
62382	Deutsche Bank AG – HSI R Bull CBBC Dec 2010 L	300,000,000	2010/06/07	2010/12/30	87.00
62383	Deutsche Bank AG – HSI R Bull CBBC Dec 2010 M	300,000,000	2010/06/07	2010/12/30	93.00
62375	Deutsche Bank AG – HSI R Bear CBBC Oct 2010 X	300,000,000	2010/06/07	2010/10/28	75.00
62390	KBC Fin Products Int'l Ltd. – HSI R Bull CBBC Sep 2010 H	128,000,000	2010/06/07	2010/09/29	32.00
62393	RB of Scotland N.V. – HKEx R Bull CBBC Oct 2010 E	80,000,000	2010/06/07	2010/10/11	20.08
62394	RB of Scotland N.V. – HSBC R Bear CBBC Oct 2010 E	80,000,000	2010/06/07	2010/10/15	20.00
62370	SGA Societe Generale Acceptance N.V. – HSI R Bear CBBC Oct10O	300,000,000	2010/06/07	2010/10/28	75.00
62391	UBS AG – China Life R Bull CBBC Dec 2010 D	100,000,000	2010/06/07	2010/12/06	44.50
62384	UBS AG – CNOOC R Bull CBBC Dec 2010 D	100,000,000	2010/06/07	2010/12/13	25.00
62388	UBS AG – CNOOC R Bear CBBC Dec 2010 E	100,000,000	2010/06/07	2010/12/06	25.00
62385	UBS AG – A50 China R Bull CBBC Dec 2010 A	100,000,000	2010/06/07	2010/12/28	25.00
62386	UBS AG – HSCEI R Bull CBBC Oct 2010 I	100,000,000	2010/06/07	2010/10/28	25.00
62387	UBS AG – HSI R Bull CBBC Dec 2010 S	200,000,000	2010/06/07	2010/12/30	50.00
62392	UBS AG – HSI R Bear CBBC Dec 2010 T	200,000,000	2010/06/07	2010/12/30	50.00
62397	Credit Suisse AG – HSI R Bear CBBC Sep 2010 L	304,000,000	2010/06/08	2010/09/29	76.00
62410	Deutsche Bank AG – HSI R Bear CBBC Nov 2010 I	300,000,000	2010/06/08	2010/11/29	75.00
62399	J P Morgan SP BV – HSI R Bull CBBC Oct 2010 A	200,000,000	2010/06/08	2010/10/28	50.00
62400	J P Morgan SP BV – HSI R Bull CBBC Oct 2010 B	200,000,000	2010/06/08	2010/10/28	50.00
62403	J P Morgan SP BV – HSI R Bear CBBC Oct 2010 C	200,000,000	2010/06/08	2010/10/28	50.00

# Main Board Callable Bull/Bear Contracts

Code	Callable Bull / Bear Contracts	No. of issue (units)	Listing date	Expiry	Amount raised (HK\$ mil.)
62404	J P Morgan SP BV – HSI R Bear CBBC Oct 2010 D	200,000,000	2010/06/08	2010/10/28	50.00
62406	KBC Fin Products Int'l Ltd. – HSI R Bear CBBC Oct 2010 Y	158,000,000	2010/06/08	2010/10/28	39.50
62407	KBC Fin Products Int'l Ltd. – HSI R Bear CBBC Nov 2010 E	128,000,000	2010/06/08	2010/11/29	32.00
62398	Macquarie Bank Ltd. – HSI R Bull CBBC Oct 2010 C	250,000,000	2010/06/08	2010/10/28	62.75
62408	CC Rabobank B.A. – HSI R Bear CBBC Nov 2010 E	200,000,000	2010/06/08	2010/11/29	50.00
62409	CC Rabobank B.A. – HSI R Bear CBBC Nov 2010 F	200,000,000	2010/06/08	2010/11/29	50.00
62401	UBS AG – HSI R Bull CBBC Oct 2010 O	200,000,000	2010/06/08	2010/10/28	50.00
62402	UBS AG – HSI R Bear CBBC Sep 2010 M	200,000,000	2010/06/08	2010/09/29	50.00
62405	UBS AG – HSI R Bear CBBC Dec 2010 U	200,000,000	2010/06/08	2010/12/30	50.00
62076#	Credit Suisse AG – HSI R Bear CBBC Aug 2010 S	195,000,000	2010/06/08	2010/08/30	20.09
62414	Deutsche Bank AG – HSI R Bull CBBC Oct 2010 G	300,000,000	2010/06/09	2010/10/28	75.00
62411	SGA Societe Generale Acceptance N.V. – HSI R Bear CBBC Oct10P	300,000,000	2010/06/09	2010/10/28	75.00
62412	SGA Societe Generale Acceptance N.V. – HSI R Bear CBBC Oct10Q	300,000,000	2010/06/09	2010/10/28	75.00
62413	UBS AG – HSI R Bull CBBC Nov 2010 V	200,000,000	2010/06/09	2010/11/29	50.00
62418	UBS AG – HSI R Bear CBBC Jan 2011 D	300,000,000	2010/06/09	2011/01/28	75.00
62430	BNP Paribas Arbit Issu B.V. – HSI R Bull CBBC Nov 2010 J	100,000,000	2010/06/10	2010/11/29	25.00
62431	BNP Paribas Arbit Issu B.V. – HSI R Bull CBBC Nov 2010 K	100,000,000	2010/06/10	2010/11/29	25.00
62422	Credit Suisse AG – HSBC R Bull CBBC Sep 2010 E	100,000,000	2010/06/10	2010/09/27	25.00
62420	Credit Suisse AG – HSI R Bull CBBC Oct 2010 U	300,000,000	2010/06/10	2010/10/28	75.00
62421	Credit Suisse AG – HSI R Bull CBBC Oct 2010 V	330,000,000	2010/06/10	2010/10/28	82.50
62427	CC Rabobank B.A. – HSI R Bull CBBC Nov 2010 G	200,000,000	2010/06/10	2010/11/29	50.00
62424	UBS AG – HSI R Bull CBBC Nov 2010 U	200,000,000	2010/06/10	2010/11/29	50.00
62423	UBS AG – HSI R Bull CBBC Nov 2010 X	200,000,000	2010/06/10	2010/11/29	50.00
62425	UBS AG – HSI R Bull CBBC Dec 2010 V	200,000,000	2010/06/10	2010/12/30	50.00
62426	UBS AG – HSI R Bull CBBC Dec 2010 W	200,000,000	2010/06/10	2010/12/30	50.00
62419	UBS AG – HSI R Bear CBBC Oct 2010 K	200,000,000	2010/06/10	2010/10/28	50.00
62428	UBS AG – HSI R Bear CBBC Nov 2010 Z	200,000,000	2010/06/10	2010/11/29	50.00
62429	UBS AG – HSI R Bear CBBC Dec 2010 X	200,000,000	2010/06/10	2010/12/30	52.00
62438	Credit Suisse AG – HSI R Bear CBBC Sep 2010 Q	330,000,000	2010/06/11	2010/09/29	82.50
62436	Deutsche Bank AG – HSI R Bull CBBC Nov 2010 H	300,000,000	2010/06/11	2010/11/29	75.00
62432	SGA Societe Generale Acceptance N.V. – HSI R Bull CBBC Oct10R	300,000,000	2010/06/11	2010/10/28	75.00
62434	SGA Societe Generale Acceptance N.V. – HSI R Bull CBBC Oct10S	300,000,000	2010/06/11	2010/10/28	75.00
62437	SGA Societe Generale Acceptance N.V. – HSI R Bull CBBC Oct10T	300,000,000	2010/06/11	2010/10/28	75.00
62435	UBS AG – HSI R Bull CBBC Sep 2010 Q	200,000,000	2010/06/11	2010/09/29	50.00
62439	UBS AG – HSI R Bull CBBC Jan 2011 E	200,000,000	2010/06/11	2011/01/28	50.00
62440	UBS AG – HSI R Bull CBBC Feb 2011 B	200,000,000	2010/06/11	2011/02/25	50.00
62443	UBS AG – HSI R Bear CBBC Jan 2011 F	200,000,000	2010/06/11	2011/01/28	62.00
62441	UBS AG – HSI R Bear CBBC Mar 2011 A	200,000,000	2010/06/11	2011/03/30	50.00
62451	Credit Suisse AG – HSI R Bull CBBC Nov 2010 P	330,000,000	2010/06/14	2010/11/29	82.50
62452	Credit Suisse AG – HSI R Bear CBBC Sep 2010 K	330,000,000	2010/06/14	2010/09/29	82.50
62453	Credit Suisse AG – HSI R Bear CBBC Sep 2010 R	300,000,000	2010/06/14	2010/09/29	75.00
62461	Deutsche Bank AG – CNOOC R Bull CBBC Nov 2010 A	150,000,000	2010/06/14	2010/11/22	37.50
62462	Deutsche Bank AG – HKEEx R Bull CBBC Nov 2010 B	150,000,000	2010/06/14	2010/11/22	37.50
62466	Deutsche Bank AG – HSBC R Bear CBBC Dec 2010 B	150,000,000	2010/06/14	2010/12/06	37.50
62446	Deutsche Bank AG – HSI R Bull CBBC Oct 2010 C	300,000,000	2010/06/14	2010/10/28	75.00

# Main Board Callable Bull/Bear Contracts

Code	Callable Bull / Bear Contracts	No. of issue (units)	Listing date	Expiry	Amount raised (HK\$ mil.)
62457	Deutsche Bank AG – HSI R Bear CBBC Oct 2010 H	300,000,000	2010/06/14	2010/10/28	75.00
62458	Deutsche Bank AG – HSI R Bear CBBC Nov 2010 L	300,000,000	2010/06/14	2010/11/29	78.00
62467	Goldman Sachs SP (Asia) – HSI R Bear CBBC Dec 2010 A	200,000,000	2010/06/14	2010/12/30	50.00
62445	HK Bank – A50 R Bull CBBC Dec 2010 A	150,000,000	2010/06/14	2010/12/20	37.50
62444	HK Bank – HSI R Bull CBBC Dec 2010 C	150,000,000	2010/06/14	2010/12/30	37.50
62448	HK Bank – HSI R Bear CBBC Dec 2010 D	150,000,000	2010/06/14	2010/12/30	37.50
62449	HK Bank – HSI R Bear CBBC Dec 2010 E	150,000,000	2010/06/14	2010/12/30	37.50
62468	CC Rabobank B.A. – HSI R Bull CBBC Nov 2010 H	200,000,000	2010/06/14	2010/11/29	50.00
62469	CC Rabobank B.A. – HSI R Bull CBBC Nov 2010 I	200,000,000	2010/06/14	2010/11/29	50.00
62473	CC Rabobank B.A. – HSI R Bear CBBC Nov 2010 J	200,000,000	2010/06/14	2010/11/29	50.00
62474	CC Rabobank B.A. – HSI R Bear CBBC Nov 2010 K	200,000,000	2010/06/14	2010/11/29	50.00
62475	CC Rabobank B.A. – HSI R Bear CBBC Nov 2010 L	200,000,000	2010/06/14	2010/11/29	50.00
62454	SGA Societe Generale Acceptance N.V. – HSI R Bull CBBC Oct10V	300,000,000	2010/06/14	2010/10/28	75.00
62442	SGA Societe Generale Acceptance N.V. – HSI R Bear CBBC Oct10U	300,000,000	2010/06/14	2010/10/28	75.00
62455	SGA Societe Generale Acceptance N.V. – HSI R Bear CBBC Oct10W	300,000,000	2010/06/14	2010/10/28	75.00
62456	SGA Societe Generale Acceptance N.V. – HSI R Bear CBBC Oct10X	300,000,000	2010/06/14	2010/10/28	75.00
62459	UBS AG – HSI R Bull CBBC Sep 2010 N	200,000,000	2010/06/14	2010/09/29	50.00
62460	UBS AG – HSI R Bull CBBC Nov 2010 E	200,000,000	2010/06/14	2010/11/29	50.00
62447	UBS AG – HSI R Bull CBBC Dec 2010 Y	200,000,000	2010/06/14	2010/12/30	50.00
62450	UBS AG – HSI R Bull CBBC Jan 2011 G	300,000,000	2010/06/14	2011/01/28	75.00
62463	UBS AG – HSI R Bear CBBC Sep 2010 Y	200,000,000	2010/06/14	2010/09/29	50.00
62465	UBS AG – HSI R Bear CBBC Nov 2010 K	200,000,000	2010/06/14	2010/11/29	50.00
62464	UBS AG – HSI R Bear CBBC Nov 2010 N	200,000,000	2010/06/14	2010/11/29	50.00
62472	Credit Suisse AG – HSI R Bull CBBC Nov 2010 Q	300,000,000	2010/06/15	2010/11/29	75.00
62470	Credit Suisse AG – HSI R Bear CBBC Sep 2010 S	300,000,000	2010/06/15	2010/09/29	75.00
62471	Credit Suisse AG – HSI R Bear CBBC Sep 2010 W	300,000,000	2010/06/15	2010/09/29	75.00
62483	KBC Fin Products Int'l Ltd. – HSI R Bull CBBC Oct 2010 I	128,000,000	2010/06/15	2010/10/28	32.00
62482	KBC Fin Products Int'l Ltd. – HSI R Bull CBBC Oct 2010 Z	128,000,000	2010/06/15	2010/10/28	32.00
62484	CC Rabobank B.A. – HSI R Bull CBBC Nov 2010 M	200,000,000	2010/06/15	2010/11/29	50.00
62485	CC Rabobank B.A. – HSI R Bull CBBC Nov 2010 N	200,000,000	2010/06/15	2010/11/29	50.00
62478	RB of Scotland N.V. – CCHC R Bear CBBC Oct 2010 G	80,000,000	2010/06/15	2010/10/18	20.00
62479	RB of Scotland N.V. – DJIA R Bear CBBC Sep 2010 P	40,000,000	2010/06/15	2010/09/17	10.08
62481	UBS AG – HSI R Bull CBBC Sep 2010 J	200,000,000	2010/06/15	2010/09/29	50.00
62477	UBS AG – HSI R Bear CBBC Oct 2010 O	200,000,000	2010/06/15	2010/10/28	50.00
62480	UBS AG – HSI R Bear CBBC Dec 2010 Z	200,000,000	2010/06/15	2010/12/30	50.00
62476	UBS AG – TCH R Bear CBBC Nov 2010 H	100,000,000	2010/06/15	2010/11/01	25.00
62127#	Credit Suisse AG – HSI R Bear CBBC Aug 2010 T	220,000,000	2010/06/15	2010/08/30	12.76
62492	Credit Suisse AG – HSI R Bull CBBC Oct 2010 W	325,000,000	2010/06/17	2010/10/28	81.25
62491	Credit Suisse AG – HSI R Bear CBBC Sep 2010 V	325,000,000	2010/06/17	2010/09/29	81.25
62490	Deutsche Bank AG – HSI R Bull CBBC Oct 2010 B	300,000,000	2010/06/17	2010/10/28	75.00
62500	Deutsche Bank AG – TCH R Bull CBBC Dec 2010 A	150,000,000	2010/06/17	2010/12/06	37.50
62495	KBC Fin Products Int'l Ltd. – HSI R Bull CBBC Oct 2010 P	128,000,000	2010/06/17	2010/10/28	32.00
62496	RB of Scotland N.V. – TCH R Bull CBBC Oct 2010 G	80,000,000	2010/06/17	2010/10/18	20.00
62497	RB of Scotland N.V. – TCH R Bull CBBC Oct 2010 H	80,000,000	2010/06/17	2010/10/18	20.00
62499	RB of Scotland N.V. – TCH R Bear CBBC Oct 2010 I	80,000,000	2010/06/17	2010/10/18	20.00

# Main Board Callable Bull/Bear Contracts

Code	Callable Bull / Bear Contracts	No. of issue (units)	Listing date	Expiry	Amount raised (HK\$ mil.)
62486	UBS AG – Cheung Kong R Bull CBBC Dec 2010 C	100,000,000	2010/06/17	2010/12/28	25.00
62487	UBS AG – Cheung Kong R Bull CBBC Dec 2010 D	100,000,000	2010/06/17	2010/12/20	25.00
62489	UBS AG – HSI R Bull CBBC Nov 2010 G	200,000,000	2010/06/17	2010/11/29	50.00
62494	UBS AG – HSI R Bull CBBC Nov 2010 J	200,000,000	2010/06/17	2010/11/29	50.00
62498	UBS AG – HSI R Bear CBBC Nov 2010 D	200,000,000	2010/06/17	2010/11/29	50.00
62488	UBS AG – SHK Ppt R Bull CBBC Dec 2010 B	100,000,000	2010/06/17	2010/12/13	25.00
62501	Credit Suisse AG – China Mobile R Bull CBBC Sep 2010 C	100,000,000	2010/06/18	2010/09/29	25.00
62506	Deutsche Bank AG – HSI R Bull CBBC Nov 2010 K	300,000,000	2010/06/18	2010/11/29	78.00
62507	Deutsche Bank AG – HSI R Bull CBBC Nov 2010 O	300,000,000	2010/06/18	2010/11/29	75.00
62502	UBS AG – China Mobile R Bull CBBC Nov 2010 F	100,000,000	2010/06/18	2010/11/15	25.00
62508	UBS AG – TCH R Bull CBBC Nov 2010 K	100,000,000	2010/06/18	2010/11/22	25.00
62509	UBS AG – TCH R Bull CBBC Nov 2010 L	100,000,000	2010/06/18	2010/11/08	25.00
62510	UBS AG – TCH R Bull CBBC Dec 2010 C	100,000,000	2010/06/18	2010/12/20	27.00
62511	UBS AG – TCH R Bull CBBC Dec 2010 D	100,000,000	2010/06/18	2010/12/06	25.00
62512	UBS AG – TCH R Bull CBBC Jan 2011 A	100,000,000	2010/06/18	2011/01/03	32.00
62503	UBS AG – TCH R Bear CBBC Nov 2010 I	100,000,000	2010/06/18	2010/11/15	25.00
62504	UBS AG – TCH R Bear CBBC Nov 2010 J	100,000,000	2010/06/18	2010/11/29	25.00
62505	UBS AG – TCH R Bear CBBC Dec 2010 B	100,000,000	2010/06/18	2010/12/06	25.00
62516	BNP Paribas Arbit Issu B.V. – HSI R Bull CBBC Dec 2010 F	100,000,000	2010/06/21	2010/12/30	25.00
62520	BNP Paribas Arbit Issu B.V. – HSI R Bear CBBC Dec 2010 G	100,000,000	2010/06/21	2010/12/30	25.00
62521	BNP Paribas Arbit Issu B.V. – HSI R Bear CBBC Dec 2010 H	100,000,000	2010/06/21	2010/12/30	25.00
62544	Credit Suisse AG – HSI R Bull CBBC Oct 2010 X	330,000,000	2010/06/21	2010/10/28	82.50
62545	Credit Suisse AG – HSI R Bull CBBC Nov 2010 R	330,000,000	2010/06/21	2010/11/29	82.50
62528	Credit Suisse AG – HSI R Bear CBBC Sep 2010 U	330,000,000	2010/06/21	2010/09/29	82.50
62523	Credit Suisse AG – TCH R Bull CBBC Oct 2010 A	100,000,000	2010/06/21	2010/10/25	25.00
62524	Credit Suisse AG – TCH R Bull CBBC Nov 2010 A	100,000,000	2010/06/21	2010/11/22	26.00
62529	Credit Suisse AG – TCH R Bear CBBC Oct 2010 B	100,000,000	2010/06/21	2010/10/25	29.50
62530	Credit Suisse AG – TCH R Bear CBBC Nov 2010 B	100,000,000	2010/06/21	2010/11/22	39.50
62531	Deutsche Bank AG – HSI R Bull CBBC Nov 2010 S	300,000,000	2010/06/21	2010/11/29	84.00
62532	Deutsche Bank AG – HSI R Bull CBBC Dec 2010 N	300,000,000	2010/06/21	2010/12/30	75.00
62525	Deutsche Bank AG – HSI R Bear CBBC Oct 2010 D	300,000,000	2010/06/21	2010/10/28	75.00
62533	Deutsche Bank AG – TCH R Bull CBBC Dec 2010 B	150,000,000	2010/06/21	2010/12/13	37.50
62514	HK Bank – TCH R Bull CBBC Nov 2010 A	100,000,000	2010/06/21	2010/11/12	33.00
62515	HK Bank – TCH R Bear CBBC Oct 2010 A	100,000,000	2010/06/21	2010/10/22	30.00
62534	J P Morgan SP BV – HSI R Bull CBBC Oct 2010 E	200,000,000	2010/06/21	2010/10/28	50.00
62535	J P Morgan SP BV – HSI R Bull CBBC Oct 2010 F	200,000,000	2010/06/21	2010/10/28	50.00
62536	J P Morgan SP BV – HSI R Bull CBBC Oct 2010 G	200,000,000	2010/06/21	2010/10/28	50.00
62537	J P Morgan SP BV – HSI R Bull CBBC Oct 2010 H	200,000,000	2010/06/21	2010/10/28	50.00
62538	J P Morgan SP BV – HSI R Bull CBBC Nov 2010 A	200,000,000	2010/06/21	2010/11/29	50.00
62539	J P Morgan SP BV – HSI R Bear CBBC Oct 2010 I	200,000,000	2010/06/21	2010/10/28	50.00
62540	J P Morgan SP BV – HSI R Bear CBBC Oct 2010 J	200,000,000	2010/06/21	2010/10/28	50.00
62541	J P Morgan SP BV – HSI R Bear CBBC Oct 2010 K	200,000,000	2010/06/21	2010/10/28	50.00
62542	J P Morgan SP BV – HSI R Bear CBBC Oct 2010 L	200,000,000	2010/06/21	2010/10/28	50.00
62543	J P Morgan SP BV – HSI R Bear CBBC Nov 2010 B	200,000,000	2010/06/21	2010/11/29	50.00
62553	CC Rabobank B.A. – HSI R Bull CBBC Nov 2010 O	200,000,000	2010/06/21	2010/11/29	50.00



# Main Board Callable Bull/Bear Contracts

Code	Callable Bull / Bear Contracts	No. of issue (units)	Listing date	Expiry	Amount raised (HK\$ mil.)
62554	CC Rabobank B.A. – HSI R Bull CBBC Nov 2010 P	200,000,000	2010/06/21	2010/11/29	50.00
62526	SGA Societe Generale Acceptance N.V. – HSI R Bull CBBC Oct10C	300,000,000	2010/06/21	2010/10/28	75.00
62527	SGA Societe Generale Acceptance N.V. – HSI R Bull CBBC Oct10I	300,000,000	2010/06/21	2010/10/28	75.00
62513	SGA Societe Generale Acceptance N.V. – HSI R Bull CBBC Oct10Y	300,000,000	2010/06/21	2010/10/28	75.00
62519	SGA Societe Generale Acceptance N.V. – HSI R Bear CBBC Oct10Z	300,000,000	2010/06/21	2010/10/28	75.00
62546	UBS AG – BOCL R Bull CBBC Dec 2010 A	100,000,000	2010/06/21	2010/12/06	25.00
62549	UBS AG – China Mobile R Bear CBBC Nov 2010 G	100,000,000	2010/06/21	2010/11/29	25.00
62550	UBS AG – China Mobile R Bear CBBC Dec 2010 B	100,000,000	2010/06/21	2010/12/13	25.00
62547	UBS AG – CC Bank R Bull CBBC Dec 2010 A	100,000,000	2010/06/21	2010/12/13	25.00
62548	UBS AG – CC Bank R Bull CBBC Dec 2010 B	100,000,000	2010/06/21	2010/12/06	25.00
62551	UBS AG – HSI R Bull CBBC Oct 2010 K	200,000,000	2010/06/21	2010/10/28	50.00
62552	UBS AG – HSI R Bull CBBC Dec 2010 C	300,000,000	2010/06/21	2010/12/30	75.00
62522	UBS AG – HSI R Bear CBBC Dec 2010 B	200,000,000	2010/06/21	2010/12/30	50.00
62566	Credit Suisse AG – HSI R Bull CBBC Nov 2010 S	300,000,000	2010/06/22	2010/11/29	75.00
62563	Credit Suisse AG – HSI R Bear CBBC Sep 2010 T	330,000,000	2010/06/22	2010/09/29	82.50
62562	Deutsche Bank AG – HSI R Bull CBBC Oct 2010 J	300,000,000	2010/06/22	2010/10/28	75.00
62560	Deutsche Bank AG – HSI R Bear CBBC Nov 2010 U	300,000,000	2010/06/22	2010/11/29	75.00
62576	KBC Fin Products Int'l Ltd. – HSI R Bull CBBC Oct 2010 O	128,000,000	2010/06/22	2010/10/28	32.00
62577	KBC Fin Products Int'l Ltd. – HSI R Bull CBBC Nov 2010 F	128,000,000	2010/06/22	2010/11/29	32.00
62580	KBC Fin Products Int'l Ltd. – HSI R Bear CBBC Oct 2010 R	128,000,000	2010/06/22	2010/10/28	32.00
62581	KBC Fin Products Int'l Ltd. – HSI R Bear CBBC Nov 2010 G	158,000,000	2010/06/22	2010/11/29	39.50
62572	CC Rabobank B.A. – HSI R Bull CBBC Nov 2010 Q	200,000,000	2010/06/22	2010/11/29	50.00
62573	CC Rabobank B.A. – HSI R Bull CBBC Nov 2010 R	200,000,000	2010/06/22	2010/11/29	50.00
62574	CC Rabobank B.A. – HSI R Bull CBBC Nov 2010 S	200,000,000	2010/06/22	2010/11/29	50.00
62575	CC Rabobank B.A. – HSI R Bull CBBC Nov 2010 T	200,000,000	2010/06/22	2010/11/29	50.00
62579	CC Rabobank B.A. – HSI R Bear CBBC Nov 2010 U	200,000,000	2010/06/22	2010/11/29	50.00
62568	RB of Scotland N.V. – HSCEI R Bull CBBC Oct 2010 A	250,000,000	2010/06/22	2010/10/28	62.50
62567	RB of Scotland N.V. – HSI R Bull CBBC Oct 2010 S	250,000,000	2010/06/22	2010/10/28	62.50
62569	RB of Scotland N.V. – TCH R Bull CBBC Oct 2010 J	80,000,000	2010/06/22	2010/10/18	20.00
62564	SGA Societe Generale Acceptance N.V. – HSI R Bull CBBC Oct10G	300,000,000	2010/06/22	2010/10/28	75.00
62565	SGA Societe Generale Acceptance N.V. – HSI R Bear CBBC Sep10K	300,000,000	2010/06/22	2010/09/29	75.00
62555	SGA Societe Generale Acceptance N.V. – HSI R Bear CBBC Oct10H	300,000,000	2010/06/22	2010/10/28	75.00
62556	SGA Societe Generale Acceptance N.V. – TCH R Bull CBBC Sep 10A	100,000,000	2010/06/22	2010/09/27	26.00
62557	SGA Societe Generale Acceptance N.V. – TCH R Bull CBBC Sep 10B	100,000,000	2010/06/22	2010/09/27	25.00
62570	UBS AG – HSI R Bull CBBC Nov 2010 T	200,000,000	2010/06/22	2010/11/29	50.00
62571	UBS AG – HSI R Bull CBBC Nov 2010 V	200,000,000	2010/06/22	2010/11/29	50.00
62558	UBS AG – HSI R Bear CBBC Sep 2010 M	200,000,000	2010/06/22	2010/09/29	50.00
62559	UBS AG – HSI R Bear CBBC Jan 2011 H	200,000,000	2010/06/22	2011/01/28	50.00
62586	Credit Suisse AG – HSI R Bull CBBC Oct 2010 Y	330,000,000	2010/06/23	2010/10/28	82.50
62587	Credit Suisse AG – HSI R Bull CBBC Nov 2010 T	300,000,000	2010/06/23	2010/11/29	75.00
62588	Credit Suisse AG – HSI R Bear CBBC Sep 2010 X	330,000,000	2010/06/23	2010/09/29	82.50
62591	Deutsche Bank AG – HSI R Bull CBBC Oct 2010 E	300,000,000	2010/06/23	2010/10/28	90.00
62592	Deutsche Bank AG – HSI R Bull CBBC Jan 2011 A	300,000,000	2010/06/23	2011/01/28	75.00
62596	Deutsche Bank AG – HSI R Bear CBBC Jan 2011 B	300,000,000	2010/06/23	2011/01/28	75.00
62578	HK Bank – HSI R Bull CBBC Nov 2010 F	80,000,000	2010/06/23	2010/11/29	20.00

# Main Board Callable Bull/Bear Contracts

Code	Callable Bull / Bear Contracts	No. of issue (units)	Listing date	Expiry	Amount raised (HK\$ mil.)
62582	HK Bank – HSI R Bear CBBC Nov 2010 G	80,000,000	2010/06/23	2010/11/29	20.00
62583	UBS AG – CCHC R Bull CBBC Nov 2010 A	100,000,000	2010/06/23	2010/11/29	25.00
62584	UBS AG – HSCEI R Bull CBBC Nov 2010 F	100,000,000	2010/06/23	2010/11/29	25.00
62589	UBS AG – HSI R Bull CBBC Sep 2010 S	200,000,000	2010/06/23	2010/09/29	50.00
62590	UBS AG – HSI R Bull CBBC Jan 2011 I	200,000,000	2010/06/23	2011/01/28	50.00
62585	UBS AG – HSI R Bear CBBC Oct 2010 Y	200,000,000	2010/06/23	2010/10/28	50.00
62598	Deutsche Bank AG – HSI R Bull CBBC Sep 2010 U	300,000,000	2010/06/24	2010/09/29	75.00
62602	Deutsche Bank AG – HSI R Bear CBBC Sep 2010 O	300,000,000	2010/06/24	2010/09/29	78.00
62604	Goldman Sachs SP (Asia) – HSI R Bull CBBC Dec 2010 B	200,000,000	2010/06/24	2010/12/30	50.00
62605	Goldman Sachs SP (Asia) – HSI R Bull CBBC Dec 2010 C	200,000,000	2010/06/24	2010/12/30	50.00
62599	J P Morgan SP BV – HSI R Bull CBBC Oct 2010 M	200,000,000	2010/06/24	2010/10/28	50.00
62600	J P Morgan SP BV – HSI R Bull CBBC Oct 2010 N	200,000,000	2010/06/24	2010/10/28	50.00
62601	J P Morgan SP BV – HSI R Bear CBBC Nov 2010 C	200,000,000	2010/06/24	2010/11/29	50.00
62594	UBS AG – China Life R Bull CBBC Nov 2010 D	100,000,000	2010/06/24	2010/11/22	25.00
62603	UBS AG – A50 China R Bull CBBC Sep 2010 A	100,000,000	2010/06/24	2010/09/24	25.00
62597	UBS AG – HSI R Bear CBBC Sep 2010 Y	200,000,000	2010/06/24	2010/09/29	50.00
62595	UBS AG – TCH R Bear CBBC Nov 2010 M	100,000,000	2010/06/24	2010/11/22	25.00
62368#	Credit Suisse AG – HSI R Bear CBBC Oct 2010 R	300,000,000	2010/06/24	2010/10/28	18.90
61637#	UBS AG – HSI R Bear CBBC Oct 2010 X	300,000,000	2010/06/24	2010/10/28	24.30
62627	BNP Paribas Arbit Issu B.V. – HSI R Bull CBBC Nov 2010 L	100,000,000	2010/06/25	2010/11/29	25.00
62622	Credit Suisse AG – HSI R Bull CBBC Nov 2010 U	300,000,000	2010/06/25	2010/11/29	75.00
62609	Credit Suisse AG – HSI R Bear CBBC Sep 2010 Y	330,000,000	2010/06/25	2010/09/29	82.50
62613	Deutsche Bank AG – HSI R Bull CBBC Oct 2010 N	300,000,000	2010/06/25	2010/10/28	75.00
62620	KBC Fin Products Int'l Ltd. – HSI R Bull CBBC Oct 2010 X	128,000,000	2010/06/25	2010/10/28	32.00
62611	KBC Fin Products Int'l Ltd. – HSI R Bear CBBC Sep 2010 D	128,000,000	2010/06/25	2010/09/29	32.00
62612	KBC Fin Products Int'l Ltd. – HSI R Bear CBBC Oct 2010 S	128,000,000	2010/06/25	2010/10/28	32.00
62606	Macquarie Bank Ltd. – HSI R Bull CBBC Oct 2010 D	200,000,000	2010/06/25	2010/10/28	50.20
62623	CC Rabobank B.A. – HSI R Bull CBBC Nov 2010 V	200,000,000	2010/06/25	2010/11/29	50.00
62624	CC Rabobank B.A. – HSI R Bull CBBC Nov 2010 W	200,000,000	2010/06/25	2010/11/29	50.00
62628	CC Rabobank B.A. – HSI R Bear CBBC Nov 2010 X	200,000,000	2010/06/25	2010/11/29	50.00
62625	RB of Scotland N.V. – HSI R Bull CBBC Oct 2010 T	250,000,000	2010/06/25	2010/10/28	62.50
62626	RB of Scotland N.V. – TCH R Bear CBBC Oct 2010 K	80,000,000	2010/06/25	2010/10/18	21.12
62616	SGA Societe Generale Acceptance N.V. – HSI R Bull CBBC Oct10B	300,000,000	2010/06/25	2010/10/28	75.00
62615	SGA Societe Generale Acceptance N.V. – HSI R Bull CBBC Oct10D	300,000,000	2010/06/25	2010/10/28	75.00
62614	SGA Societe Generale Acceptance N.V. – HSI R Bull CBBC Oct10E	300,000,000	2010/06/25	2010/10/28	85.50
62607	SGA Societe Generale Acceptance N.V. – HSI R Bull CBBC Oct10F	300,000,000	2010/06/25	2010/10/28	75.00
62618	SGA Societe Generale Acceptance N.V. – HSI R Bull CBBC Oct10M	300,000,000	2010/06/25	2010/10/28	75.00
62617	SGA Societe Generale Acceptance N.V. – HSI R Bull CBBC Oct10N	300,000,000	2010/06/25	2010/10/28	75.00
62619	SGA Societe Generale Acceptance N.V. – HSI R Bear CBBC Sep10M	300,000,000	2010/06/25	2010/09/29	75.00
62608	SGA Societe Generale Acceptance N.V. – HSI R Bear CBBC Sep10Q	300,000,000	2010/06/25	2010/09/29	75.00
62621	UBS AG – HSI R Bull CBBC Oct 2010 Q	200,000,000	2010/06/25	2010/10/28	50.00
62610	UBS AG – HSI R Bear CBBC Oct 2010 O	200,000,000	2010/06/25	2010/10/28	50.00
62703	BNP Paribas Arbit Issu B.V. – HSI R Bull CBBC Dec 2010 I	100,000,000	2010/06/28	2010/12/30	25.00
62704	BNP Paribas Arbit Issu B.V. – HSI R Bull CBBC Dec 2010 J	100,000,000	2010/06/28	2010/12/30	25.00
62705	BNP Paribas Arbit Issu B.V. – HSI R Bull CBBC Jan 2011 A	100,000,000	2010/06/28	2011/01/28	25.00

# Main Board Callable Bull/Bear Contracts

Code	Callable Bull / Bear Contracts	No. of issue (units)	Listing date	Expiry	Amount raised (HK\$ mil.)
62709	BNP Paribas Arbit Issu B.V. – HSI R Bear CBBC Nov 2010 M	100,000,000	2010/06/28	2010/11/29	25.00
62710	BNP Paribas Arbit Issu B.V. – HSI R Bear CBBC Dec 2010 K	100,000,000	2010/06/28	2010/12/30	25.00
62685	Credit Suisse AG – HSI R Bull CBBC Oct 2010 A	325,000,000	2010/06/28	2010/10/28	81.25
62684	Credit Suisse AG – HSI R Bull CBBC Oct 2010 B	300,000,000	2010/06/28	2010/10/28	75.00
62686	Credit Suisse AG – HSI R Bull CBBC Nov 2010 V	330,000,000	2010/06/28	2010/11/29	82.50
62638	Credit Suisse AG – HSI R Bull CBBC Dec 2010 M	304,000,000	2010/06/28	2010/12/30	76.00
62687	Credit Suisse AG – HSI R Bear CBBC Sep 2010 G	300,000,000	2010/06/28	2010/09/29	75.00
62636	Credit Suisse AG – HSI R Bear CBBC Sep 2010 Z	325,000,000	2010/06/28	2010/09/29	81.25
62688	Credit Suisse AG – HSI R Bear CBBC Oct 2010 G	300,000,000	2010/06/28	2010/10/28	75.00
62689	Credit Suisse AG – HSI R Bear CBBC Oct 2010 J	300,000,000	2010/06/28	2010/10/28	75.00
62637	Credit Suisse AG – HSI R Bear CBBC Oct 2010 Z	330,000,000	2010/06/28	2010/10/28	82.50
62690	Credit Suisse AG – HSI R Bear CBBC Nov 2010 W	330,000,000	2010/06/28	2010/11/29	82.50
62691	Credit Suisse AG – HSI R Bear CBBC Dec 2010 N	330,000,000	2010/06/28	2010/12/30	82.50
62647	Deutsche Bank AG – HSI R Bull CBBC Sep 2010 J	300,000,000	2010/06/28	2010/09/29	75.00
62648	Deutsche Bank AG – HSI R Bull CBBC Oct 2010 T	300,000,000	2010/06/28	2010/10/28	81.00
62649	Deutsche Bank AG – HSI R Bull CBBC Nov 2010 R	300,000,000	2010/06/28	2010/11/29	87.00
62643	Deutsche Bank AG – HSI R Bear CBBC Sep 2010 Q	300,000,000	2010/06/28	2010/09/29	75.00
62644	Deutsche Bank AG – HSI R Bear CBBC Oct 2010 A	300,000,000	2010/06/28	2010/10/28	78.00
62645	Deutsche Bank AG – HSI R Bear CBBC Oct 2010 K	300,000,000	2010/06/28	2010/10/28	81.00
62629	HK Bank – HSI R Bull CBBC Nov 2010 H	120,000,000	2010/06/28	2010/11/29	30.00
62630	HK Bank – HSI R Bull CBBC Nov 2010 I	120,000,000	2010/06/28	2010/11/29	30.00
62631	HK Bank – HSI R Bull CBBC Nov 2010 J	120,000,000	2010/06/28	2010/11/29	30.00
62692	J P Morgan SP BV – HSI R Bull CBBC Oct 2010 O	200,000,000	2010/06/28	2010/10/28	50.00
62693	J P Morgan SP BV – HSI R Bull CBBC Oct 2010 P	200,000,000	2010/06/28	2010/10/28	50.00
62694	J P Morgan SP BV – HSI R Bull CBBC Oct 2010 Q	200,000,000	2010/06/28	2010/10/28	50.00
62695	J P Morgan SP BV – HSI R Bull CBBC Oct 2010 R	200,000,000	2010/06/28	2010/10/28	50.00
62696	J P Morgan SP BV – HSI R Bear CBBC Oct 2010 S	200,000,000	2010/06/28	2010/10/28	50.00
62697	J P Morgan SP BV – HSI R Bear CBBC Oct 2010 T	200,000,000	2010/06/28	2010/10/28	50.00
62698	J P Morgan SP BV – HSI R Bear CBBC Oct 2010 U	200,000,000	2010/06/28	2010/10/28	50.00
62699	J P Morgan SP BV – HSI R Bear CBBC Oct 2010 V	200,000,000	2010/06/28	2010/10/28	50.00
62679	KBC Fin Products Int'l Ltd. – HSI R Bull CBBC Oct 2010 T	128,000,000	2010/06/28	2010/10/28	32.00
62677	KBC Fin Products Int'l Ltd. – HSI R Bull CBBC Oct 2010 U	128,000,000	2010/06/28	2010/10/28	32.00
62680	KBC Fin Products Int'l Ltd. – HSI R Bull CBBC Nov 2010 H	158,000,000	2010/06/28	2010/11/29	39.50
62646	KBC Fin Products Int'l Ltd. – HSI R Bear CBBC Oct 2010 W	128,000,000	2010/06/28	2010/10/28	32.00
62702	CC Rabobank B.A. – HSI R Bull CBBC Nov 2010 C	200,000,000	2010/06/28	2010/11/29	50.00
62700	CC Rabobank B.A. – HSI R Bull CBBC Nov 2010 Y	200,000,000	2010/06/28	2010/11/29	50.00
62701	CC Rabobank B.A. – HSI R Bull CBBC Nov 2010 Z	200,000,000	2010/06/28	2010/11/29	50.00
62706	CC Rabobank B.A. – HSI R Bear CBBC Nov 2010 D	200,000,000	2010/06/28	2010/11/29	50.00
62708	CC Rabobank B.A. – HSI R Bear CBBC Nov 2010 E	200,000,000	2010/06/28	2010/11/29	50.00
62712	RB of Scotland N.V. – COVS R Bull CBBC Nov 2010 A	80,000,000	2010/06/28	2010/11/11	27.20
62713	RB of Scotland N.V. – COVS R Bull CBBC Nov 2010 B	80,000,000	2010/06/28	2010/11/11	22.40
62714	RB of Scotland N.V. – COVS R Bear CBBC Nov 2010 C	80,000,000	2010/06/28	2010/11/11	21.76
62711	RB of Scotland N.V. – CCHC R Bull CBBC Oct 2010 H	80,000,000	2010/06/28	2010/10/18	20.00
62715	RB of Scotland N.V. – HSCEI R Bull CBBC Oct 2010 B	250,000,000	2010/06/28	2010/10/28	62.50
62716	RB of Scotland N.V. – HSI R Bull CBBC Oct 2010 U	250,000,000	2010/06/28	2010/10/28	62.50

# Main Board Callable Bull/Bear Contracts

Code	Callable Bull / Bear Contracts	No. of issue (units)	Listing date	Expiry	Amount raised (HK\$ mil.)
62719	RB of Scotland N.V. – HSI R Bull CBBC Oct 2010 V	250,000,000	2010/06/28	2010/10/28	62.50
62720	RB of Scotland N.V. – HSI R Bull CBBC Oct 2010 W	250,000,000	2010/06/28	2010/10/28	62.50
62655	SGA Societe Generale Acceptance N.V. – HSI R Bull CBBC Sep10F	300,000,000	2010/06/28	2010/09/29	75.00
62654	SGA Societe Generale Acceptance N.V. – HSI R Bull CBBC Sep10I	300,000,000	2010/06/28	2010/09/29	75.00
62650	SGA Societe Generale Acceptance N.V. – HSI R Bull CBBC Sep10L	300,000,000	2010/06/28	2010/09/29	75.00
62653	SGA Societe Generale Acceptance N.V. – HSI R Bull CBBC Sep10N	300,000,000	2010/06/28	2010/09/29	75.00
62652	SGA Societe Generale Acceptance N.V. – HSI R Bull CBBC Sep10S	300,000,000	2010/06/28	2010/09/29	75.00
62651	SGA Societe Generale Acceptance N.V. – HSI R Bull CBBC Sep10Y	300,000,000	2010/06/28	2010/09/29	75.00
62632	SGA Societe Generale Acceptance N.V. – HSI R Bear CBBC Oct10A	300,000,000	2010/06/28	2010/10/28	75.00
62635	SGA Societe Generale Acceptance N.V. – HSI R Bear CBBC Oct10O	300,000,000	2010/06/28	2010/10/28	79.50
62634	SGA Societe Generale Acceptance N.V. – HSI R Bear CBBC Oct10P	300,000,000	2010/06/28	2010/10/28	75.00
62633	SGA Societe Generale Acceptance N.V. – HSI R Bear CBBC Oct10Q	300,000,000	2010/06/28	2010/10/28	88.50
62658	SGA Societe Generale Acceptance N.V. – HSI R Bear CBBC Oct10U	300,000,000	2010/06/28	2010/10/28	75.00
62657	SGA Societe Generale Acceptance N.V. – HSI R Bear CBBC Oct10W	300,000,000	2010/06/28	2010/10/28	75.00
62656	SGA Societe Generale Acceptance N.V. – HSI R Bear CBBC Oct10X	300,000,000	2010/06/28	2010/10/28	78.00
62659	SGA Societe Generale Acceptance N.V. – HSI R Bear CBBC Nov10A	300,000,000	2010/06/28	2010/11/29	94.50
62660	SGA Societe Generale Acceptance N.V. – HSI R Bear CBBC Nov10B	300,000,000	2010/06/28	2010/11/29	75.00
62661	SGA Societe Generale Acceptance N.V. – HSI R Bear CBBC Nov10C	300,000,000	2010/06/28	2010/11/29	85.50
62662	SGA Societe Generale Acceptance N.V. – HSI R Bear CBBC Nov10D	300,000,000	2010/06/28	2010/11/29	106.50
62663	SGA Societe Generale Acceptance N.V. – HSI R Bear CBBC Nov10E	300,000,000	2010/06/28	2010/11/29	75.00
62664	SGA Societe Generale Acceptance N.V. – HSI R Bear CBBC Nov10F	300,000,000	2010/06/28	2010/11/29	94.50
62665	SGA Societe Generale Acceptance N.V. – HSI R Bear CBBC Nov10G	300,000,000	2010/06/28	2010/11/29	118.50
62668	UBS AG – China Mobile R Bull CBBC Nov 2010 H	100,000,000	2010/06/28	2010/11/08	25.00
62667	UBS AG – China Life R Bull CBBC Nov 2010 E	100,000,000	2010/06/28	2010/11/15	25.00
62666	UBS AG – CNOOC R Bear CBBC Dec 2010 F	100,000,000	2010/06/28	2010/12/13	27.50
62674	UBS AG – A50 China R Bull CBBC Oct 2010 A	100,000,000	2010/06/28	2010/10/28	25.00
62669	UBS AG – HKEx R Bull CBBC Nov 2010 F	100,000,000	2010/06/28	2010/11/15	25.00
62670	UBS AG – HSBC R Bull CBBC Nov 2010 F	100,000,000	2010/06/28	2010/11/22	25.00
62675	UBS AG – HSCEI R Bull CBBC Oct 2010 J	100,000,000	2010/06/28	2010/10/28	25.00
62676	UBS AG – HSCEI R Bull CBBC Dec 2010 C	100,000,000	2010/06/28	2010/12/30	25.00
62681	UBS AG – HSI R Bull CBBC Sep 2010 X	200,000,000	2010/06/28	2010/09/29	50.00
62682	UBS AG – HSI R Bull CBBC Nov 2010 U	200,000,000	2010/06/28	2010/11/29	50.00
62639	UBS AG – HSI R Bear CBBC Sep 2010 I	200,000,000	2010/06/28	2010/09/29	50.00
62640	UBS AG – HSI R Bear CBBC Dec 2010 D	200,000,000	2010/06/28	2010/12/30	50.00
62683	UBS AG – HSI R Bear CBBC Dec 2010 E	200,000,000	2010/06/28	2010/12/30	50.00
62641	UBS AG – HSI R Bear CBBC Jan 2011 J	300,000,000	2010/06/28	2011/01/28	75.00
62642	UBS AG – HSI R Bear CBBC Feb 2011 C	300,000,000	2010/06/28	2011/02/25	75.00
62671	UBS AG – ICBC R Bull CBBC Nov 2010 D	100,000,000	2010/06/28	2010/11/22	25.00
62672	UBS AG – SHK Ppt R Bull CBBC Dec 2010 C	100,000,000	2010/06/28	2010/12/06	25.00
62673	UBS AG – TCH R Bull CBBC Nov 2010 N	100,000,000	2010/06/28	2010/11/01	25.00
62566*	Credit Suisse AG – HSI R Bull CBBC Nov 2010 S	300,000,000	2010/06/28	2010/11/29	26.70
62722	Barclays Bank plc – HSI R Bull CBBC Nov 2010 N	300,000,000	2010/06/29	2010/11/29	48.90
62723	Barclays Bank plc – HSI R Bull CBBC Nov 2010 O	300,000,000	2010/06/29	2010/11/29	46.50
62724	Barclays Bank plc – HSI R Bull CBBC Dec 2010 A	300,000,000	2010/06/29	2010/12/30	75.00
62727	Barclays Bank plc – HSI R Bull CBBC Dec 2010 B	300,000,000	2010/06/29	2010/12/30	75.00

# Main Board Callable Bull/Bear Contracts

Code	Callable Bull / Bear Contracts	No. of issue (units)	Listing date	Expiry	Amount raised (HK\$ mil.)
62728	Barclays Bank plc – HSI R Bull CBBC Dec 2010 C	300,000,000	2010/06/29	2010/12/30	75.00
62741	Credit Suisse AG – HSI R Bull CBBC Nov 2010 X	325,000,000	2010/06/29	2010/11/29	81.25
62743	Credit Suisse AG – HSI R Bull CBBC Nov 2010 Y	330,000,000	2010/06/29	2010/11/29	82.50
62758	Credit Suisse AG – HSI R Bear CBBC Oct 2010 H	325,000,000	2010/06/29	2010/10/28	81.25
62733	Deutsche Bank AG – HSI R Bull CBBC Oct 2010 W	300,000,000	2010/06/29	2010/10/28	75.00
62730	HK Bank – HSI R Bull CBBC Dec 2010 F	120,000,000	2010/06/29	2010/12/30	30.00
62731	HK Bank – HSI R Bull CBBC Dec 2010 G	120,000,000	2010/06/29	2010/12/30	30.00
62732	HK Bank – HSI R Bull CBBC Dec 2010 H	120,000,000	2010/06/29	2010/12/30	30.00
62736	HK Bank – HSI R Bear CBBC Dec 2010 I	120,000,000	2010/06/29	2010/12/30	30.00
62737	HK Bank – HSI R Bear CBBC Dec 2010 J	120,000,000	2010/06/29	2010/12/30	30.00
62744	KBC Fin Products Int'l Ltd. – A50 China R Bull CBBC Nov 10A	88,000,000	2010/06/29	2010/11/10	22.00
62745	KBC Fin Products Int'l Ltd. – A50 China R Bull CBBC Nov 10B	88,000,000	2010/06/29	2010/11/01	22.00
62750	KBC Fin Products Int'l Ltd. – A50 China R Bear CBBC Nov 10C	88,000,000	2010/06/29	2010/11/15	22.00
62746	KBC Fin Products Int'l Ltd. – HSI R Bull CBBC Sep 2010 K	128,000,000	2010/06/29	2010/09/29	32.00
62747	KBC Fin Products Int'l Ltd. – HSI R Bull CBBC Oct 2010 Y	128,000,000	2010/06/29	2010/10/28	32.00
62748	KBC Fin Products Int'l Ltd. – HSI R Bull CBBC Dec 2010 B	158,000,000	2010/06/29	2010/12/30	39.50
62749	KBC Fin Products Int'l Ltd. – HSI R Bull CBBC Dec 2010 C	128,000,000	2010/06/29	2010/12/30	32.00
62751	KBC Fin Products Int'l Ltd. – HSI R Bear CBBC Oct 2010 N	158,000,000	2010/06/29	2010/10/28	39.50
62752	KBC Fin Products Int'l Ltd. – HSI R Bear CBBC Nov 2010 I	128,000,000	2010/06/29	2010/11/29	32.00
62753	KBC Fin Products Int'l Ltd. – HSI R Bear CBBC Nov 2010 J	128,000,000	2010/06/29	2010/11/29	32.00
62754	KBC Fin Products Int'l Ltd. – HSI R Bear CBBC Nov 2010 K	128,000,000	2010/06/29	2010/11/29	37.12
62721	Macquarie Bank Ltd. – HSI R Bull CBBC Oct 2010 E	200,000,000	2010/06/29	2010/10/28	50.20
62726	Macquarie Bank Ltd. – HSI R Bear CBBC Oct 2010 F	200,000,000	2010/06/29	2010/10/28	50.00
62755	CC Rabobank B.A. – HSI R Bull CBBC Dec 2010 A	200,000,000	2010/06/29	2010/12/30	50.00
62756	CC Rabobank B.A. – HSI R Bull CBBC Dec 2010 B	200,000,000	2010/06/29	2010/12/30	50.00
62757	CC Rabobank B.A. – HSI R Bull CBBC Dec 2010 C	200,000,000	2010/06/29	2010/12/30	50.00
62761	CC Rabobank B.A. – HSI R Bear CBBC Dec 2010 D	200,000,000	2010/06/29	2010/12/30	50.00
62762	CC Rabobank B.A. – HSI R Bear CBBC Dec 2010 E	200,000,000	2010/06/29	2010/12/30	50.00
62734	UBS AG – HSI R Bull CBBC Sep 2010 M	200,000,000	2010/06/29	2010/09/29	50.00
62735	UBS AG – HSI R Bull CBBC Dec 2010 F	200,000,000	2010/06/29	2010/12/30	50.00
62738	UBS AG – HSI R Bull CBBC Dec 2010 I	200,000,000	2010/06/29	2010/12/30	50.00
62740	UBS AG – HSI R Bear CBBC Sep 2010 O	200,000,000	2010/06/29	2010/09/29	50.00
62742	UBS AG – HSI R Bear CBBC Dec 2010 G	200,000,000	2010/06/29	2010/12/30	62.00
62739	UBS AG – HSI R Bear CBBC Jan 2011 K	200,000,000	2010/06/29	2011/01/28	58.00
62760	Credit Suisse AG – HSI R Bull CBBC Nov 2010 Z	300,000,000	2010/06/30	2010/11/29	75.00
62778	Deutsche Bank AG – CC Bank R Bull CBBC Dec 2010 A	150,000,000	2010/06/30	2010/12/06	37.50
62779	Deutsche Bank AG – China Life R Bull CBBC Nov 2010 C	150,000,000	2010/06/30	2010/11/29	60.00
62767	Deutsche Bank AG – HSI R Bear CBBC Nov 2010 Q	300,000,000	2010/06/30	2010/11/29	75.00
62769	J P Morgan SP BV – HSI R Bear CBBC Nov 2010 D	200,000,000	2010/06/30	2010/11/29	50.00
62766	SGA Societe Generale Acceptance N.V. – HSI R Bear CBBC Oct10H	300,000,000	2010/06/30	2010/10/28	75.00
62759	SGA Societe Generale Acceptance N.V. – HSI R Bear CBBC Oct10Z	300,000,000	2010/06/30	2010/10/28	75.00
62775	UBS AG – China Mobile R Bear CBBC Dec 2010 C	100,000,000	2010/06/30	2010/12/28	25.00
62771	UBS AG – China Shenhua R Bull CBBC Dec 2010 B	100,000,000	2010/06/30	2010/12/28	25.00
62763	UBS AG – HSI R Bull CBBC Oct 2010 J	200,000,000	2010/06/30	2010/10/28	50.00
62764	UBS AG – HSI R Bull CBBC Jan 2011 L	300,000,000	2010/06/30	2011/01/28	75.00

# Main Board Callable Bull/Bear Contracts

Code	Callable Bull / Bear Contracts	No. of issue (units)	Listing date	Expiry	Amount raised (HK\$ mil.)
62765	UBS AG – HSI R Bull CBBC Feb 2011 D	300,000,000	2010/06/30	2011/02/25	75.00
62777	UBS AG – HSI R Bear CBBC Nov 2010 N	200,000,000	2010/06/30	2010/11/29	50.00
62773	UBS AG – Jiangxi Copper R Bull CBBC Dec 2010 A	100,000,000	2010/06/30	2010/12/06	31.00
62770	UBS AG – Petrochina R Bull CBBC Jan 2011 A	100,000,000	2010/06/30	2011/01/17	25.00
62776	UBS AG – Petrochina R Bear CBBC Jan 2011 B	100,000,000	2010/06/30	2011/01/03	25.00
62774	UBS AG – TCH R Bull CBBC Jan 2011 B	100,000,000	2010/06/30	2011/01/17	34.00
<b>Total</b>					<b>74,636.30</b>

# ELI/Trading Only Stocks Trading Statistics

## Equity Linked Instrument Trading Statistics

		No. of issues	Turnover value (HK\$ mil.)
2009	Q2	–	–
	Q3	–	–
	Q4	–	–
2010	Q1	–	–
	Q2	–	–

## NASDAQ Stocks

		No. of issues	Turnover value (HK\$ mil.)
2009	Q2	7	0.45
	Q3	7	0.90
	Q4	7	0.30
2010	Q1	7	1.33
	Q2	7	0.05

## iShares

		No. of issues	Turnover value (HK\$ mil.)
2009	Q2	2	0.00
	Q3	2	0.00
	Q4	2	0.00
2010	Q1	2	0.04
	Q2	2	0.00

# GEM Equities

## Equity Turnover – GEM

		Share (Mil. shs)	Value (HK\$ mil.)	No. of deals
2009	Q2	116,455.92	19,561.73	605,615
	Q3	84,235.17	26,394.60	677,639
	Q4	72,473.65	25,613.02	669,404
2010	Q1	97,877.07	31,502.84	762,645
	Q2	139,315.11	39,315.10	987,294

## Equity Trading Statistics – GEM

		No. of trading days	Average daily turnover (HK\$ mil.)	Average value per deal
2009	Q2	61	320.68	32,301
	Q3	65	406.07	38,951
	Q4	63	406.56	38,262
2010	Q1	61	516.44	41,307
	Q2	60	655.25	39,821

## 20 Most Advanced GEM Stocks

for 2nd quarter 2010

Rank	Code	Stock	Closing price		% up
			End of Jun 2010	End of Mar 2010	
1	08032	COOLPOINT	0.710	0.140	407.14
2	08007	DIGITALHONGKONG	1.290	0.580	122.41
3	08086	EPRO	0.660	0.390	69.23
4	08131	ABC MULTIACTIVE	0.330	0.205	60.98
5	08287	SAMPLE TECH	9.600	6.000	60.00
6	08266	M TEL	0.250	0.160	56.25
7	08049	JILIN CHANGLONG	0.770	0.520	48.08
8	08325	ORIENTAL CITY	0.600	0.415	44.58
9	08166	CHINA ECO-FARM	0.540	0.380	42.11
10	08046	HENG XIN CHINA	0.850	0.610	39.34
11	08076	SING LEE	0.630	0.460	36.96
12	08206	C COMM TELE SER	1.630	1.230	32.52
13	08286	CCOE	1.050	0.800	31.25
14	08063	TRASY GOLD EX	0.980	0.750	30.67
15	08041	CH POST E-COMM	0.305	0.237	28.69
16	08066	CARDLINK TECH	2.600	2.050	26.83
17	08102	SHANGHAI FUDAN	2.930	2.320	26.29
18	08058	LUOXIN PHARMA	9.730	7.750	25.55
19	08271	GDC	0.425	0.340	25.00
20	08068	NU INT'L	0.223	0.179	24.58

A Adjusted



# GEM Equities

## 20 Most Declined GEM Stocks

for 2nd quarter 2010

Rank	Code	Stock	Closing price		% down
			End of Jun 2010	End of Mar 2010	
1	08079	B.A.L. HOLD	0.049	0.151	-67.55
2	08111	SOLUTECK	0.405	1.000	-59.50
3	08078	DRAGONLOTT ENT	0.465	1.030	-54.85
4	08108	FAVA INT'L	0.135	0.275	-50.91
5	08250	CHI NATURAL INV	0.260	0.490	-46.94
6	08028	TIMELESS	0.100	0.185	-45.95
7	08273	ZJ PROSPECT	1.290	2.350	-45.11
8	08082	INFO COMM HOLD	0.072	0.130	-44.62
9	08233	CIG PORTS	0.111	0.198	-43.94
10	08130	XINGLIN MEDICAL	0.049	0.087	-43.68
11	08047	PALMPAY CHINA	0.192	0.330	-41.82
12	08011	POLYARD PETRO	0.142	0.244	-41.80
13	08022	TLT LOTTOTAIN	0.290	0.485	-40.21
14	08163	CCT RESOURCES	0.144	0.239	-39.75
15	08198	MELCOLOT	0.217	0.360	-39.72
16	08117	CHINA P RES	0.120	0.197	-39.09
17	08317	FINET GROUP	0.990	1.620	-38.89
18	08159	GLORY MARK	0.220	0.360 A	-38.89
19	08035	BINHAI INV	0.510	0.820	-37.80
20	08026	PROSTEN TECH	0.330	0.520	-36.54

A Adjusted

# GEM Equities

## 20 Most Active GEM Stocks by Value

for 2nd quarter 2010

Rank	Code	Stock	Turnover (HK\$ mil.)	% of total
1	08130	XINGLIN MEDICAL	3,618.06	9.20
2	08046	HENG XIN CHINA	2,815.34	7.16
3	08032	COOLPOINT	2,274.38	5.79
4	08167	NEO TELEMEDIA	2,246.21	5.71
5	08199	WEIGAO GROUP	1,607.93	4.09
6	08080	NAS HOLDINGS	1,179.19	3.00
7	08277	WUMART	1,091.47	2.78
8	08299	GRAND T G GOLD	1,084.61	2.76
9	08203	KAISUN ENERGY	1,029.12	2.62
10	08137	HONBRIDGE	994.04	2.53
11	08047	PALMPAY CHINA	832.15	2.12
12	08171	CHINA TRENDS	735.96	1.87
13	08161	CHINALOTSYNERGY	716.94	1.82
14	08220	EMCOM INT'L	716.16	1.82
15	08058	LUOXIN PHARMA	696.99	1.77
16	08296	SINO-LIFE GROUP	679.85	1.73
17	08066	CARDLINK TECH	676.15	1.72
18	08173	PAN ASIA MINING	660.26	1.68
19	08206	C COMM TELE SER	629.28	1.60
20	08212	APTUS HOLDINGS	560.32	1.43
<b>Total</b>			<b>24,844.40</b>	<b>63.19</b>

# GEM Equities

## 20 Most Active GEM Stock by Shares

for 2nd quarter 2010

Rank	Code	Stock	Turnover (Mil. shs)	% of total
1	08130	XINGLIN MEDICAL	32,096.56	23.04
2	08167	NEO TELEMEDIA	11,620.24	8.34
3	08299	GRAND T G GOLD	10,034.78	7.20
4	08173	PAN ASIA MINING	6,043.24	4.34
5	08032	COOLPOINT	4,864.58	3.49
6	08080	NAS HOLDINGS	4,591.48	3.30
7	08079	B.A.L. HOLD	4,392.90	3.15
8	08228	NATIONAL ARTS	4,368.53	3.14
9	08171	CHINA TRENDS	3,882.35	2.79
10	08046	HENG XIN CHINA	3,352.41	2.41
11	08378	CHINATRENDS RTS	2,940.16	2.11
12	08047	PALMPAY CHINA	2,825.01	2.03
13	08116	C PUBLIC HEALTH	2,749.76	1.97
14	08129	CH BIO CASSAVA	2,704.36	1.94
15	08220	EMCOM INT'L	2,531.73	1.82
16	08212	APTUS HOLDINGS	2,164.10	1.55
17	08161	CHINALOTSYNERGY	2,024.74	1.45
18	08071	CHINA METAL RES	1,718.30	1.23
19	08306	CH NONFERROUS	1,688.93	1.21
20	08041	CH POST E-COMM	1,410.74	1.01
<b>Total</b>			<b>108,004.88</b>	<b>77.53</b>

# GEM Equities

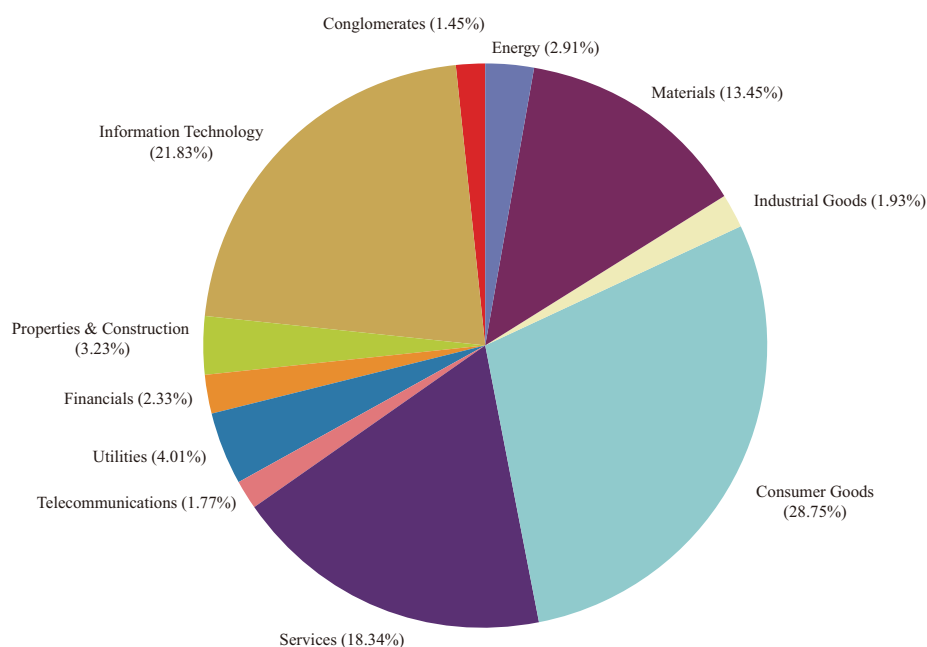
## Market Capitalisation of Listed Companies for GEM

as at the quarter end

		HK\$ mil.
2009	Q2	73,004.28
	Q3	86,891.48
	Q4	105,036.43
2010	Q1	134,742.28
	Q2	130,902.34

## Market Capitalisation by Hang Seng Industry Classification System\* – GEM

Quarter-end figures



\* Hang Seng Industry Classification System (HSICS) is provided by Hang Seng Indexes Company Limited.

# GEM Equities

## 50 Leading Companies by Market Capitalisation – GEM

as at the 2nd quarter end 2010

Rank	Company	Market capitalisation (HK\$ mil.)	% of market total
1	08199 Shandong Weigao Group Medical Polymer Co. Ltd. – H Shares	14,641.74	11.19
2	08137 Honbridge Holdings Ltd.	12,839.16	9.81
3	08032 Coolpoint Energy Ltd.	9,580.63	7.32
4	08277 Wumart Stores, Inc. – H Shares	7,533.41	5.75
5	08035 Binhai Investment Co. Ltd.	3,056.33	2.33
6	08167 Neo Telemedia Ltd.	2,622.79	2.00
7	08161 China LotSynergy Holdings Ltd.	2,368.69	1.81
8	08155 South China Land Ltd.	2,258.06	1.72
9	08008 Sunevision Holdings Ltd.	2,254.95	1.72
10	08118 International Entertainment Corporation	2,205.02	1.68
11	08203 Kaisun Energy Group Ltd.	2,113.12	1.61
12	08116 China Public Healthcare (Holding) Ltd.	1,975.87	1.51
13	08206 China Communication Telecom Services Co. Ltd.	1,947.36	1.49
14	08080 North Asia Strategic Holdings Ltd.	1,903.55	1.45
15	08158 China Bio-Med Regeneration Technology Ltd.	1,822.95	1.39
16	08192 Global Energy Resources International Group Ltd.	1,753.14	1.34
17	08136 Richfield Group Holdings Ltd.	1,727.82	1.32
18	08058 Shandong Luoxin Pharmacy Stock Co. Ltd. – H Shares	1,601.17	1.22
19	08052 Convenience Retail Asia Ltd.	1,481.73	1.13
20	08123 First China Financial Network Holdings Ltd.	1,416.72	1.08
21	08096 ThinSoft (Holdings) Inc.	1,391.93	1.06
22	08070 Zhongyu Gas Holdings Ltd.	1,342.33	1.03
23	08069 Tong Ren Tang Technologies Co. Ltd. – H Shares	1,327.26	1.01
24	08046 Heng Xin China Holdings Ltd.	1,325.05	1.01
25	08166 China Eco-Farming Ltd.	1,302.80	1.00
26	08182 Enviro Energy International Holdings Ltd.	1,288.94	0.98
27	08066 Cardlink Technology Group Ltd.	1,287.78	0.98
28	08025 Asian Capital Resources (Holdings) Ltd.	1,165.74	0.89
29	08279 AGTech Holdings Ltd.	1,058.59	0.81
30	08299 Grand T G Gold Holdings Ltd.	1,047.51	0.80
31	08128 China Ground Source Energy Ltd.	965.00	0.74
32	08175 China Digital Licensing (Group) Ltd.	932.21	0.71
33	08287 Nanjing Sample Technology Co. Ltd. – H Shares	881.28	0.67
34	08220 Emcom International Ltd.	877.30	0.67
35	08153 Code Agriculture (Holdings) Ltd.	877.11	0.67
36	08306 China Nonferrous Metals Co. Ltd.	874.67	0.67
37	08290 Tianjin Tianlian Public Utilities Co., Ltd. – H Shares	855.10	0.65
38	08230 Shenzhen Dongjiang Environmental Co. Ltd. – H Shares	846.80	0.65
39	08296 Sino-Life Group Ltd.	839.03	0.64
40	08163 CCT Resources Holdings Ltd.	767.25	0.59
41	08009 iMerchants Ltd.	751.57	0.57
42	08071 China Metal Resources Holdings Ltd.	744.27	0.57
43	08061 AcrossAsia Ltd.	719.18	0.55
44	08156 China Vanguard Group Ltd.	713.04	0.54
45	08102 Shanghai Fudan Microelectronics Co. Ltd. – H Shares	710.03	0.54
46	08212 Aptus Holdings Ltd.	700.42	0.54
47	08259 Yantai North Andre Juice Co. Ltd. – H Shares	686.47	0.52
48	08029 Sun International Group Ltd.	686.33	0.52
49	08272 Best Miracle International Ltd.	684.57	0.52
50	08190 Goldmond Holdings Ltd.	643.49	0.49
<b>Total</b>		<b>105,397.26</b>	<b>80.52</b>
<b>Market Total</b>		<b>130,902.34</b>	<b>100.00</b>

# GEM Equities

## New Listing Statistics – equities for GEM

		No. of newly listed companies	Funds raised (HK\$ mil.)
2009	Q2	–	–
	Q3	2	158.70
	Q4	3	197.50
2010	Q1	–	–
	Q2	2	146.25

## Newly Listed Companies for GEM

for 2nd quarter 2010

Code	Company name	Listing date	No. of issued shares	Funds raised (HK\$ mil.)
08337	Directel Holdings Ltd.	2010/06/02	1,037,500,000	86.25
08295	Asian Capital Holdings Ltd.	2010/06/18	1,200,000,000	60.00
<b>Total</b>				<b>146.25</b>

## Withdrawal of listed Companies – GEM

for 2nd quarter 2010

Code	Company name	Last trading date	Delisted date
08221	Lee's Pharmaceutical Holdings Ltd. *	2010/05/13	2010/05/14 §
08091	Universal Technologies Holdings Ltd. *	2010/06/21	2010/06/22 §

\* Transfers of listing from GEM to Main Board pursuant to the revised Rule 9.24 of the GEM Listing Rules and to the new Chapter 9A of the Main Board Listing Rules effective from 1 July 2008.

§ Effective date of the transfer of listing from GEM to Main Board.

## Company Name Changes for GEM

for 2nd quarter 2010

Code	Old name	New name	Effective date	Adoption date
08019	Everpride Biopharmaceutical Co. Ltd.	Hao Wen Holdings Ltd.	2010/03/10	2010/04/09
08153	China Chief Cable TV Group Ltd.	Code Agriculture (Holdings) Ltd.	2010/03/23	2010/04/21
08078	Emperor Entertainment Group Ltd.	Dragonlott Entertainment Group Ltd.	2010/04/07	2010/04/30
08206	China Cyber Port (International) Co. Ltd.	China Communication Telecom Services Co. Ltd.	2010/04/26	2010/05/10
08228	Vertex Group Ltd.	National Arts Holdings Ltd.	2010/04/09	2010/05/11
08272	Byford International Ltd.	Best Miracle International Ltd.	2010/05/03	2010/05/31

# GEM Equities

## Bonus Issues / Bonus Warrants for GEM

for 2nd quarter 2010

Code	Company	Particulars	Ex-date
08230	Shenzhen Dongjiang Environmental Co. Ltd. – H Shares	1 for 1	2010/04/28
08055	China E-Learning Group Ltd.	2 for 1 offer shs	2010/05/03
08159	Glory Mark Hi-Tech (Holdings) Ltd.	1 for 1	2010/05/03
08319	Yusei Holdings Ltd.	1 for 10	2010/05/10

## Share Split / Consolidation for GEM

for 2nd quarter 2010

Code	Company	Particulars	Effective date
08103	Tai Shing International (Holdings) Ltd.	Split 1 into 10	2010/04/16
08065	Sino Hajijing Holdings Ltd.	Split 1 into 2	2010/05/04

## Rights Issues & Open Offers for GEM

for 2nd quarter 2010

Month	Code	Company	Ratio	Funds raised (HK\$ mil.)
Apr	08228	National Arts Holdings Ltd.	Open offer 3 for 1 @\$0.03	107.07
	08186	China Asean Resources Ltd.	Open offer 2 for 5 @\$0.02	15.24
May	08055	China E-Learning Group Ltd.	Open offer 7 for 20 @\$0.50 with bonus 2 for 1 offer shs	111.33
	08130	Xing Lin Medical Information Technology Co. Ltd.	Open offer 1 for 4 @\$0.10	183.12
	08123	First China Financial Network Holdings Ltd.	Open offer 1 for 5 @\$0.29	185.07
	08171	China Trends Holdings Ltd.	Rts 4 for 1 @\$0.04	135.00
<b>Total</b>				<b>736.83</b>

# GEM Equities

## Placing\*

Month	Code	Company	No. of new shares placed	Placing price (HK\$)	Funds raised (HK\$ mil.)
2010					
Mar **	08206	C COMM TELE SER	256,410,256	0.780	200.00
	08019	HAO WEN HLDGS	49,591,809	0.168	8.33
	08085	ZMAY HOLDINGS	288,000,000	0.160	46.08
Apr	08351	ETERNITE INT'L	72,000,000	0.280	20.16
	08192	GLOBAL ENERGY	180,000,000	0.275	49.50
	08299	GRAND T G GOLD	396,048,000	0.101	40.00
	08017	LONG SUCCESS	263,500,000	0.220	57.97
	08037	LOGLIFE GROUP	128,000,000	0.270	34.56
	08047	PALMPAY CHINA	207,000,000	0.185	38.30
	08076	SING LEE	132,640,000	0.610	80.91
	08296	SINO-LIFE GROUP	120,000,000	1.500	180.00
May	08213	ARMITAGE TECH	110,000,000	0.200	22.00
	08250	CHI NATURAL INV	37,000,000	0.430	15.91
	08167	NEO TELEMEDIA	2,565,000,000	0.160	410.40
	08256	NETEL	28,000,000	0.200	5.60
	08083	SYSCAN TECH	409,000,000	0.165	67.49
	08103	TAI SHING-10000	130,000,000	0.265	34.45
Jun	08079	B.A.L. HOLD	1,200,000,000	0.050	60.00
	08126	G. A. HOLDINGS	43,300,000	0.225	9.74
	08299	GRAND T G GOLD	396,048,000	0.101	40.00
	08103	TAI SHING-10000	30,000,000	0.265	7.95
	08277	WUMART	30,000,000	11.000	330.00
<b>Total</b>					<b>1,759.35</b>

\* Due to the reporting time-lag, placing figures for the quarter are provisional.

\*\* Supplementary information update for previous quarters.



# GEM Warrants

## Warrant Trading and Market Value Statistics – GEM

		Number	Turnover value (HK\$ mil.)	Market value (HK\$ mil.)
2009	Q2	1	–	1.94
	Q3	1	0.04	5.97
	Q4	1	0.04	1.49
2010	Q1	1	0.00	1.49
	Q2	1	0.04	1.49

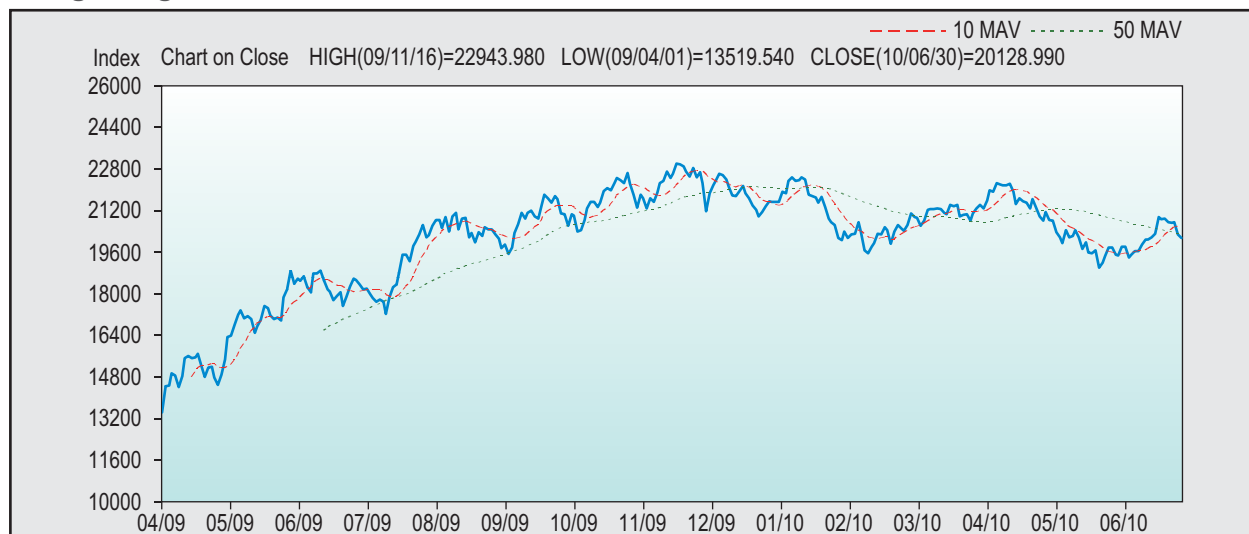
## Newly Listed Equity GEM Warrants

for 2nd quarter 2010

Code	Equity warrants	Initial issued amount (HK)	Listing date	Expiry	Amount raised (HK\$ mil.)
Nil					–
<b>Total</b>					<b>–</b>

# Stock Market Indices

## Hang Seng Index



## S&P/HKEx LargeCap Index



## S&P/HKEx GEM Index



# Stock Market Indices

## Hong Kong Stock Market Indices

Index	End of Jun 2010 Close	End of Mar 2010 Close	Change %
S&P/HKEx LargeCap Index	23718.78	24850.35	- 4.55%
S&P/HKEx GEM Index	770.10	832.27	- 7.47%
HANG SENG INDEX	20128.99	21239.35	- 5.23%
SECTORIAL INDICES			
Finance	30323.54	31939.49	- 5.06%
Utilities	41134.54	39403.51	+ 4.39%
Properties	25459.32	28275.71	- 9.96%
Commerce & Industry	10879.25	11489.81	- 5.31%
HANG SENG CHINA-AFFILIATED CORPORATIONS INDEX	3818.46	4101.78	- 6.91%
HANG SENG CHINA ENTERPRISES INDEX	11466.24	12397.59	- 7.51%

# Stock Market Indices

## WORLD INDICES

Index	End of Jun 2010 Close	End of Mar 2010 Close	Change %
<b>HONG KONG</b>			
S&P/HKEx LargeCap Index	23718.78	24850.35	- 4.55%
Hang Seng Index	20128.99	21239.35	- 5.23%
<b>AUSTRALIA</b>			
All Ordinaries Index	4324.77	4893.06	- 11.61%
<b>JAKARTA</b>			
Composite Index	2913.68	2777.30	+ 4.91%
<b>JAPAN</b>			
Nikkei (225)	9382.64	11089.94	- 15.40%
<b>KOREA</b>			
Composite Index	1698.29	1692.85	+ 0.32%
<b>KUALA LUMPUR</b>			
Composite Index	1314.02	1320.57	- 0.50%
<b>MANILA</b>			
Composite Index	3372.71	3161.8	+ 6.67%
<b>NEW ZEALAND</b>			
NZSE (50)	2972.091	3267.993	- 9.05%
<b>SHANGHAI</b>			
A Shares Index	2514.159	3260	- 22.88%
B Shares Index	208.925	258.585	- 19.20%
<b>SHENZHEN</b>			
A Shares Index	990.434	1271.707	- 22.12%
B Shares Index	565.161	629.255	- 10.19%
<b>SINGAPORE</b>			
FTSE Straits Times Index	2835.51	2895.24	- 2.06%
<b>TAIWAN</b>			
Taipei Weighted Stock Index	7329.37	7920.06	- 7.46%
<b>THAILAND</b>			
SET Index	797.31	787.98	+ 1.18%
<b>NEW YORK</b>			
DJIA	9774.02	10856.63	- 9.97%
Nasdaq Composite Index	2109.24	2397.96	- 12.04%
<b>TORONTO</b>			
S&P/TSX Composite Index	11294.42	12037.73	- 6.17%
<b>GERMANY</b>			
DAX Capital Value Index	3497.52	3705.48	- 5.61%
<b>LONDON</b>			
FTSE (100)	4916.9	5679.6	- 13.43%

# Derivatives Market – Futures and Options

## Contract Volume by Derivatives Products

Derivatives product	Contracts	
	2nd Quarter 2010	2nd Quarter 2009
Hang Seng Index Futures	5,031,763	5,816,700
Hang Seng Index Options	1,935,115	1,309,363
Mini-Hang Seng Index Futures	2,084,704	2,758,113
Mini-Hang Seng Index Options	104,355	77,202
H-shares Index Futures	3,223,123	3,376,088
H-shares Index Options	748,555	501,202
Mini H-shares Index Futures	255,495	208,986
Flexible Hang Seng Index Options <sup>1</sup>	–	–
Flexible H-shares Index Options <sup>2</sup>	–	–
Stock Futures	34,403	69,549
Stock Options	14,262,472	13,279,436
Three-month HIBOR Futures	264	909
One-month HIBOR Futures	–	85
Three-year Exchange Fund Note Futures	–	–
Gold Futures	1,439	1,118
<b>Total</b>	<b>27,681,688</b>	<b>27,398,751</b>

<sup>1</sup> Trading in Flexible Hang Seng Index Options commenced on 08 Feb 2010

<sup>2</sup> Trading in Flexible H-shares Index Options commenced on 08 Feb 2010

## Open Interest by Derivatives Products

Derivatives product	Contracts	
	2nd Quarter 2010	2nd Quarter 2009
Hang Seng Index Futures	77,070	79,772
Hang Seng Index Options	202,453	182,288
Mini-Hang Seng Index Futures	7,602	5,914
Mini-Hang Seng Index Options	4,525	4,378
H-shares Index Futures	89,089	71,607
H-shares Index Options	112,929	114,324
Mini H-shares Index Futures	1,399	623
Flexible Hang Seng Index Options <sup>1</sup>	–	–
Flexible H-shares Index Options <sup>2</sup>	–	–
Stock Futures	5,822	14,806
Stock Options	5,163,995	3,847,782
Three-month HIBOR Futures	155	550
One-month HIBOR Futures	–	35
Three-year Exchange Fund Note Futures	–	–
Gold Futures	166	16
<b>Total</b>	<b>5,665,205</b>	<b>4,322,095</b>

<sup>1</sup> Trading in Flexible Hang Seng Index Options commenced on 08 Feb 2010

<sup>2</sup> Trading in Flexible H-shares Index Options commenced on 08 Feb 2010

# Derivatives Market – Futures and Options

## Hang Seng Index Futures – Contract Volume and Open Interest (contracts)

		Total contract volume	Quarter-end open interest
2009	Q2	5,816,700	79,772
	Q3	5,430,706	83,150
	Q4	4,675,012	68,456
2010	Q1	5,132,388	73,577
	Q2	5,031,763	77,070

## Mini Hang Seng Index Futures – Contract Volume and Open Interest (contracts)

		Total contract volume	Quarter-end open interest
2009	Q2	2,758,113	5,914
	Q3	2,476,657	4,164
	Q4	2,117,954	4,447
2010	Q1	2,116,913	4,956
	Q2	2,084,704	7,602

## Hang Seng Index Options – Contract Volume and Open Interest (contracts)

		Total contract volume	Quarter-end open interest
2009	Q2	1,309,363	182,288
	Q3	1,409,767	222,382
	Q4	1,618,224	175,720
2010	Q1	1,813,584	208,189
	Q2	1,935,115	202,453

## H-Share Index Futures – Contract Volume and Open Interest (contracts)

		Total contract volume	Quarter-end open interest
2009	Q2	3,376,088	71,607
	Q3	3,075,581	80,516
	Q4	2,655,350	74,324
2010	Q1	2,965,655	87,444
	Q2	3,223,123	89,089

## Stock Options Market Turnover and Open Interest (contracts)

		Total Premium (HK\$ mil.)	Total contract volume	Quarter-end open interest
2009	Q2	20,116.61	13,279,436	3,847,782
	Q3	14,205.33	10,892,511	3,663,846
	Q4	14,852.98	11,611,195	3,848,117
2010	Q1	12,951.69	12,540,453	4,352,404
	Q2	12,614.00	14,262,472	5,163,995

# Derivatives Market – Futures and Options

## Stock Options Premium by Class

for 2nd Quarter 2010

Options class		Premium (HK\$ mil.)	% of total
CHALCO	ALC	43.12	0.34%
BANK OF CHINA	BCL	271.83	2.16%
BANKCOMM	BCM	78.35	0.62%
BANK OF E ASIA	BEA	11.83	0.09%
BOC HONG KONG	BOC	82.98	0.66%
BYD COMPANY	BYD	185.06	1.47%
CCB	CCB	488.63	3.87%
CHINA COMM CONS	CCC	66.97	0.53%
CHINA COAL	CCE	30.26	0.24%
CHINA COSCO	CCS	32.03	0.25%
CHINA MOBILE	CHT	1,298.86	10.30%
CHINA UNICOM	CHU	40.13	0.32%
CITIC PACIFIC	CIT	33.72	0.27%
CHEUNG KONG	CKH	714.04	5.66%
CHINA LIFE	CLI	726.16	5.76%
CLP HOLDINGS	CLP	41.32	0.33%
CM BANK	CMB	134.39	1.07%
CNOOC	CNC	566.02	4.49%
CHINA OVERSEAS	COL	60.06	0.48%
CATHAY PAC AIR	CPA	4.98	0.04%
SINOPEC CORP	CPC	200.91	1.59%
CHINA RAIL CONS	CRC	11.50	0.09%
CHINA RAILWAY	CRG	25.58	0.20%
CHINA SHENHUA	CSE	120.83	0.96%
CITIC BANK	CTB	25.90	0.21%
CHINA TELECOM	CTC	63.63	0.50%
ESPRIT HOLDINGS	ESP	21.62	0.17%
FIH	FIH	14.03	0.11%
HK ELECTRIC	HEH	17.65	0.14%
HKEX	HEX	298.09	2.36%
HSBC HOLDINGS	HKB	4,022.54	31.89%
HK & CHINA GAS	HKG	10.69	0.08%
HENDERSON LAND	HLD	82.57	0.65%
HUANENG POWER	HNP	19.98	0.16%
HANG SENG BANK	HSB	136.45	1.08%
HUTCHISON	HWL	225.61	1.79%
ICBC	ICB	393.45	3.12%
JIANGXI COPPER	JXC	60.27	0.48%
LI & FUNG	LIF	31.54	0.25%
MTR CORPORATION	MTR	6.18	0.05%
NEW WORLD DEV	NWD	5.09	0.04%
PING AN	PAI	274.90	2.18%
PETROCHINA	PEC	555.75	4.41%
PICC P&C	PIC	20.43	0.16%
R&F PROPERTIES	RFP	27.17	0.22%
SHK PPT	SHK	483.88	3.84%
SWIRE PACIFIC A	SWA	53.61	0.42%
TENCENT	TCH	429.32	3.40%
TRACKER FUND	TRF	9.31	0.07%
WHARF HOLDINGS	WHL	22.48	0.18%
ZIJIN MINING	ZJM	32.32	0.26%
<b>Total</b>		<b>12,614.00</b>	<b>100.00%</b>

# Derivatives Market – Futures and Options

## Stock Options Contract Volume by Class

for 2nd Quarter 2010

Options class		Contract volume	% of total
CHALCO	ALC	43,386	0.30%
BANK OF CHINA	BCL	1,289,345	9.04%
BANKCOMM	BCM	180,725	1.27%
BANK OF E ASIA	BEA	53,208	0.37%
BOC HONG KONG	BOC	158,018	1.11%
BYD COMPANY	BYD	89,522	0.63%
CCB	CCB	1,669,376	11.70%
CHINA COMM CONS	CCC	167,963	1.18%
CHINA COAL	CCE	46,913	0.33%
CHINA COSCO	CCS	89,436	0.63%
CHINA MOBILE	CHT	988,865	6.93%
CHINA UNICOM	CHU	41,445	0.29%
CITIC PACIFIC	CIT	24,500	0.17%
CHEUNG KONG	CKH	203,960	1.43%
CHINA LIFE	CLI	647,132	4.54%
CLP HOLDINGS	CLP	96,875	0.68%
CM BANK	CMB	258,819	1.81%
CNOOC	CNC	520,349	3.65%
CHINA OVERSEAS	COL	37,241	0.26%
CATHAY PAC AIR	CPA	7,969	0.06%
SINOPEC CORP	CPC	305,197	2.14%
CHINA RAIL CONS	CRC	48,686	0.34%
CHINA RAILWAY	CRG	53,690	0.38%
CHINA SHENHUA	CSE	151,766	1.06%
CITIC BANK	CTB	57,592	0.40%
CHINA TELECOM	CTC	111,058	0.78%
ESPRIT HOLDINGS	ESP	64,555	0.45%
FIH	FIH	23,600	0.17%
HK ELECTRIC	HEH	42,288	0.30%
HKEX	HEX	619,923	4.35%
HSBC HOLDINGS	HKB	2,564,531	17.98%
HK & CHINA GAS	HKG	16,314	0.11%
HENDERSON LAND	HLD	34,549	0.24%
HUANENG POWER	HNP	36,912	0.26%
HANG SENG BANK	HSB	295,348	2.07%
HUTCHISON	HWL	134,556	0.94%
ICBC	ICB	1,233,105	8.65%
JIANGXI COPPER	JXC	64,699	0.45%
LI & FUNG	LIF	11,127	0.08%
MTR CORPORATION	MTR	16,314	0.11%
NEW WORLD DEV	NWD	8,071	0.06%
PING AN	PAI	210,210	1.47%
PETROCHINA	PEC	461,509	3.24%
PICC P&C	PIC	20,728	0.15%
R&F PROPERTIES	RFP	61,267	0.43%
SHK PPT	SHK	137,464	0.96%
SWIRE PACIFIC A	SWA	50,085	0.35%
TENCENT	TCH	736,834	5.17%
TRACKER FUND	TRF	25,444	0.18%
WHARF HOLDINGS	WHL	13,726	0.10%
ZIJIN MINING	ZJM	36,277	0.25%
<b>Total</b>		<b>14,262,472</b>	<b>100.00%</b>



# Clearing & Settlement

## Average Daily Settlement Instructions (SIs) Settled in CCASS

(both delivering and receiving SIs are counted)

Year/Month		Number of SIs	SIs by shares (bil. shs)	SIs by value (HK\$bil.)
2009	Q2	74,476	46.43	188.18
	Q3	71,468	40.37	167.89
	Q4	76,664	41.72	176.73
2010	Q1	75,816	42.77	170.12
	Q2	77,887	44.35	176.97

## Average Daily Investor Settlement Instructions (ISIs) settled in CCASS

(one sided ISIs are counted)

Year/Month		Number of ISIs	ISIs by shares (Mil shs)	ISIs by value (HK\$ mil.)
2009	Q2	609	125.20	197.77
	Q3	568	132.46	318.17
	Q4	629	118.78	527.19
2010	Q1	542	104.15	176.12
	Q2	543	129.16	252.42

## Securities under CCASS Custody

(balances at quarter end)

Year/Month		Number of shares (bil. shs)	% of issued shares of admitted securities	Market value (HK\$ bil.)	% of market capitalisation of admitted securities
2009	Q2	3,215.42	71.72	7,306.94	48.24
	Q3	3,282.06	71.26	8,194.14	47.96
	Q4	3,286.62	70.93	9,245.11	49.19
2010	Q1	3,379.40	71.01	9,509.70	49.89
	Q2	3,409.67	71.10	8,904.81	48.93

# Clearing & Settlement

## Average Daily Stock Exchange Trades Processed in CCASS

(including CNS trades, isolated trades and cross trades)

Year/Month		No. of CCASS trades	% of Exchange trades	No. of shares (Mil. shs)	% of market turnover	Value of trades (HK\$ mil.)	% of market turnover
2009	Q2	811,938	100	109,528.00	100	71,684.42	100
	Q3	749,546	100	104,773.19	100	66,746.40	100
	Q4	751,643	100	107,724.27	100	65,408.35	100
2010	Q1	760,565	100	121,800.63	100	64,759.92	100
	Q2	759,995	100	127,045.87	100	62,890.79	100

## Average Daily Netting Efficiency of CNS Trades

(in stock positions and share quantity)

Year/Month		No. of CNS stock positions	Netting efficiency (%)	No. of shares due for settlement (Mil. shs)	Netting efficiency (%)
2009	Q2	67,305	95.68	29,281.89	86.43
	Q3	65,718	95.42	25,921.00	87.47
	Q4	68,773	95.18	25,589.10	87.77
2010	Q1	70,369	95.15	26,008.26	89.04
	Q2	68,933	95.24	27,021.58	89.16

## Average Daily Settlement Efficiency of CNS Stock Positions

Year/Month		Settlement efficiency (%)	
		S day	S + 1 day
2009	Q2	99.84	99.99
	Q3	99.86	99.99
	Q4	99.86	99.99
2010	Q1	99.88	99.99
	Q2	99.87	99.99

# Clearing & Settlement

## Open Interest by Derivatives Products

Derivatives product	Contracts	
	2nd Quarter 2010	2nd Quarter 2009
Hang Seng Index Futures	77,070	79,772
Hang Seng Index Options	202,453	182,288
Mini-Hang Seng Index Futures	7,602	5,914
Mini-Hang Seng Index Options	4,525	4,378
H-shares Index Futures	89,089	71,607
H-shares Index Options	112,929	114,324
Mini H-shares Index Futures	1,399	623
Flexible Hang Seng Index Options <sup>1</sup>	–	–
Flexible H-shares Index Options <sup>2</sup>	–	–
Stock Futures	5,822	14,806
Stock Options	5,163,995	3,847,782
Three-month HIBOR Futures	155	550
One-month HIBOR Futures	–	35
Three-year Exchange Fund Note Futures	–	–
Gold Futures <sup>5</sup>	166	16
<b>Total</b>	<b>5,665,205</b>	<b>4,322,095</b>

<sup>1</sup> Trading in Flexible Hang Seng Index Options commenced on 08 Feb 2010

<sup>2</sup> Trading in Flexible H-shares Index Options commenced on 08 Feb 2010

# Clearing & Settlement

## Stock Options Open Interest by Class

as at the end of 2nd Quarter 2010

Options class		Open interest (contracts)	% of total
CHALCO	ALC	18,211	0.35
BANK OF CHINA	BCL	534,740	10.36
BANKCOMM	BCM	120,310	2.33
BANK OF E ASIA	BEA	23,970	0.46
BOC HONG KONG	BOC	54,626	1.06
BYD COMPANY	BYD	26,225	0.51
CCB	CCB	576,133	11.16
CHINA COMM CONS	CCC	79,232	1.53
CHINA COAL	CCE	16,780	0.32
CHINA COSCO	CCS	29,641	0.57
CHINA MOBILE	CHT	303,358	5.87
CHINA UNICOM	CHU	20,547	0.40
CITIC PACIFIC	CIT	7,359	0.14
CHEUNG KONG	CKH	62,624	1.21
CHINA LIFE	CLI	216,544	4.19
CLP HOLDINGS	CLP	67,970	1.32
CM BANK	CMB	134,505	2.60
CNOOC	CNC	205,657	3.98
CHINA OVERSEAS	COL	10,134	0.20
CATHAY PAC AIR	CPA	2,387	0.05
SINOPEC CORP	CPC	173,184	3.35
CHINA RAIL CONS	CRC	16,810	0.33
CHINA RAILWAY	CRG	29,810	0.58
CHINA SHENHUA	CSE	68,222	1.32
CITIC BANK	CTB	27,281	0.53
CHINA TELECOM	CTC	83,874	1.62
ESPRIT HOLDINGS	ESP	12,847	0.25
FIH	FIH	8,542	0.17
HK ELECTRIC	HEH	10,883	0.21
HKEX	HEX	229,343	4.44
HSBC HOLDINGS	HKB	717,753	13.90
HK & CHINA GAS	HKG	18,318	0.35
HENDERSON LAND	HLD	12,070	0.23
HUANENG POWER	HNP	9,441	0.18
HANG SENG BANK	HSB	115,653	2.24
HUTCHISON	HWL	56,757	1.10
ICBC	ICB	444,549	8.61
JIANGXI COPPER	JXC	25,709	0.50
LI & FUNG	LIF	2,693	0.05
MTR CORPORATION	MTR	9,483	0.18
NEW WORLD DEV	NWD	3,210	0.06
PING AN	PAI	79,881	1.55
PETROCHINA	PEC	207,309	4.01
PICC P&C	PIC	12,255	0.24
R&F PROPERTIES	RFP	16,706	0.32
SHK PPT	SHK	49,393	0.96
SWIRE PACIFIC A	SWA	9,308	0.18
TENCENT	TCH	172,307	3.34
TRACKER FUND	TRF	17,336	0.34
WHARF HOLDINGS	WHL	3,375	0.07
ZIJIN MINING	ZJM	8,740	0.17
<b>Total</b>		<b>5,163,995</b>	<b>100.00</b>

# Exchange Participants Statistics

## Stock Exchange

		No. of Trading Right Holders	Exchange Participants - Trading	Exchange Participants - Non-Trading	Non-Exchange Participants
2009	Q2	526 (937)	458 (864)	36 (41)	32 (32)
	Q3	528 (941)	463 (871)	34 (39)	31 (31)
	Q4	525 (940)	463 (873)	32 (37)	30 (30)
2010	Q1	521 (939)	468 (883)	31 (34)	22 (22)
	Q2	523 (946)	471 (891)	30 (33)	22 (22)

( ) No. of trading rights

## Futures Exchange

		No. of Trading Right Holders	Exchange Participants - Trading	Exchange Participants - Non-Trading	Non-Exchange Participants
2009	Q2	209 (235)	162 (186)	–	47 (49)
	Q3	210 (237)	165 (190)	–	45 (47)
	Q4	211 (238)	167 (192)	–	44 (46)
2010	Q1	214 (239)	171 (194)	–	43 (45)
	Q2	214 (239)	171 (194)	–	43 (45)

Notes:

- (1) The figures in blanket is the number of trading rights held.
- (2) An Exchange Participant is a corporation who may trade on or through the Exchange and is licensed under the Securities and Futures Ordinance to carry on securities/futures/options dealing activity.

# Clearing Participants Statistics

## HKCC Participants

Year/Month		Clearing Participants	General Clearing Participants
2009	Q2	140	9
	Q3	142	9
	Q4	144	10
2010	Q1	147	9
	Q2	148	9

## SEOCH Participants

Year/Month		Direct Clearing Participants	General Clearing Participants
2009	Q2	49	6
	Q3	51	6
	Q4	53	6
2010	Q1	54	6
	Q2	54	6

## HKSCC Participants

Year/Month		Direct Clearing Participant	General Clearing Participant	Non-broker Participants (Note 1)
2009	Q2	450	6	40
	Q3	453	7	41
	Q4	452	7	41
2010	Q1	455	7	41
	Q2	455	7	41

Note 1: Non-broker participants include Clearing Agency Participants, Custodian Participants and Stock Pledge Participants.

# Acronyms

---

CBBC	Callable Bull/Bear Contract
CCASS	Central Clearing and Settlement System
CNS	Continuous Net Settlement
DCASS	Derivatives Clearing and Settlement System
ELI	Equity Linked Instrument
ETF	Exchange Traded Fund
GEM	Growth Enterprise Market
HIBOR	Hong Kong Interbank Offered Rate
HKCC	HKFE Clearing Corporation Ltd
HKEx	Hong Kong Exchanges and Clearing Ltd
HKSCC	Hong Kong Securities Clearing Co Ltd
HSICS	Hang Seng Industry Classification System
ISI	Investor settlement instruction
NASDAQ	National Association of Securities Dealer Automated Quotations
P/E ratio	Price / earnings ratio
REITs	Real Estate Investment Trusts
S&P	Standard and Poors
SEOCH	SEHK Options Clearing House Ltd, The
SI	Settlement instruction