

Welcome to the bi-weekly newsletter for the Shanghai-Hong Kong Stock Connect programme. Here you can find regular updates on trading statistics of the programme, trading calendars and economic data calendars.

INSIDE THIS ISSUE:

- Market Overview
- Further CCASS Service Enhancements (the Second Batch) **New**
- Northbound & Southbound Daily Trade Value
- Northbound & Southbound Aggregate Quota Usage
- Northbound Trade Value Breakdown
- Top 10 Holdings by % of Issued Shares
- Top 10 SH-HK Stock Connect Holdings by Market Value
- Northbound & Southbound Top 10 Stocks by Trade Value
- Total Market Average Daily Turnover & Velocity
- February & March 2016 Trading Calendar
- February 2016 Significant Economic News / Data
- Appendix - List of China Connect / Trade-through Exchange Participants

Market Overview:

- From 11 Jan to 22 Jan 2016, the Northbound Average Daily Buy and Sell Trade Value was RMB2,773 million while the Southbound Average Daily Buy and Sell Trade Value was HK\$2,583 million
- As of 22 Jan 2016, the Northbound Aggregate Quota Usage was RMB116.1 billion while Southbound was RMB119.6 billion

Further CCASS Service Enhancements (the Second Batch)

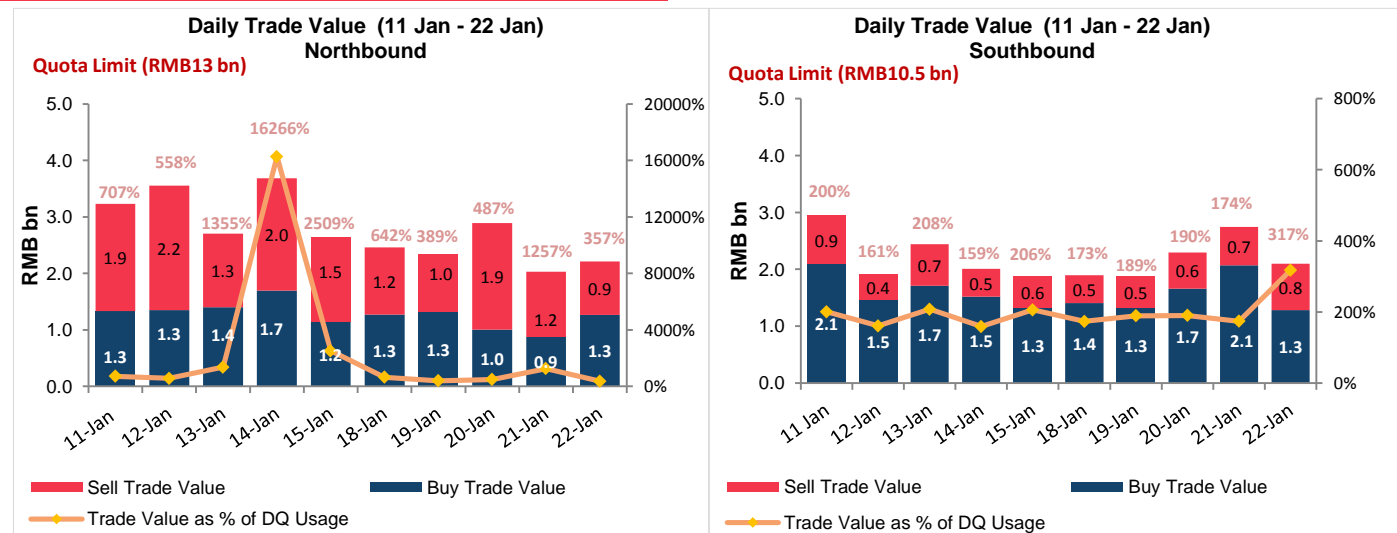
Following the launch of the first batch of Further CCASS service enhancements relating to Shanghai – Hong Kong Stock Connect on 7 December 2015 (See circular ref: [CD/CCO/CCASS/294/2015](http://www.hkex.com.hk/CD/CCO/CCASS/294/2015)), HKSCC is pleased to announce the second batch of Further CCASS service enhancements is scheduled to be launched on 18 April 2016, subject to the Securities and Futures Commission’s approval.

Details of the second batch of Further CCASS service enhancements are set out in Attachment 1 to this Circular, including:

1. Enhancement to RMB Money Settlement of the enhancement for introducing of an additional RMB interbank bulk settlement run at night for same-day payments relating to China Connect Settlement Instructions (“SI”) settled on a DvP basis (**Applicable to Participants and Designated Banks**)
2. The introduction of a new Cash Prepayment Instructions Maintenance function for China Connect Securities (**Applicable to Participants**);and
3. Several enhancements to General Meeting Arrangements for China Connect and Hong Kong Securities (**Applicable to Participants**).

To read the details, please click [link](#)

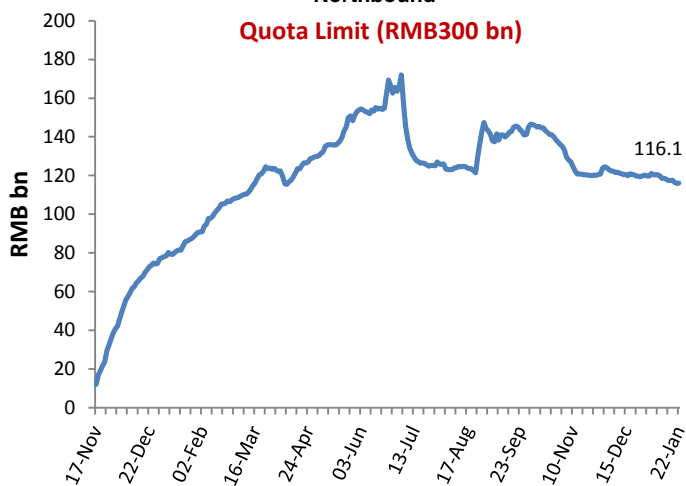
Northbound & Southbound Daily Trade Value



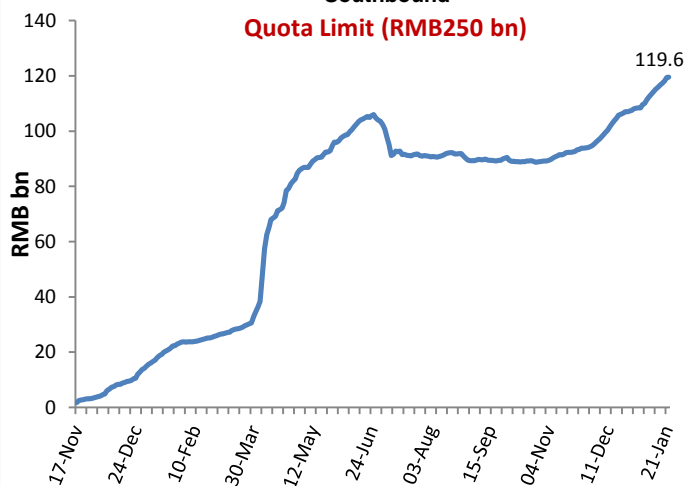
Source: HKEX, as of 22 Jan 2016

Northbound & Southbound Aggregate Quota Usage

Aggregate Quota Usage (17 Nov 2014 - 22 Jan 2016)
Northbound



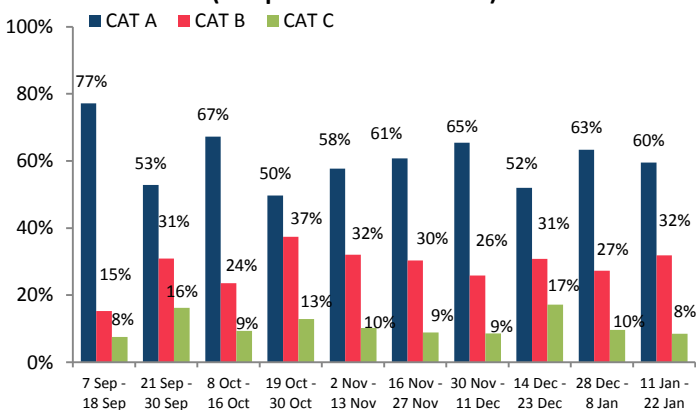
Aggregate Quota Usage (17 Nov 2014 - 22 Jan 2016)
Southbound



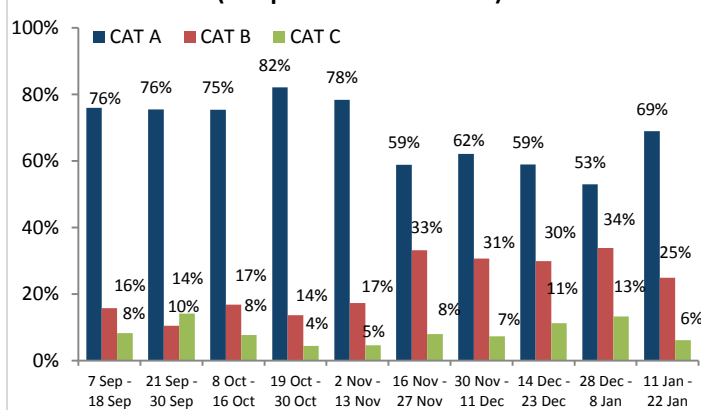
Source: HKEX, as of 22 Jan 2016

Northbound Trade Value Breakdown

Buy Trade Value Breakdown by EPs' Market Share
(7 Sep 2015 - 22 Jan 2016)



Sell Trade Value Breakdown by EPs' Market Share
(7 Sep 2015 - 22 Jan 2016)



Note: CAT A EPs (Position 1 to 14), CAT B EPs (Position 15 to 65) and CAT C EPs (Position >65). For details, please click [here](#)

Source: HKEX as of 22 Jan 2016, Trade Value for 11 Jan - 22 Jan

Top 10 Holdings by % of Issued Shares

Top 10 SSE Holdings Through Northbound

	Stock Code	Company Name	% of **Issued and/or Tradeable Shares	% of Total Buy & Sell Trade Value	Market Cap (US\$bn)	*PE Ratio	Dividend Yield (%)	H to A Premium / Discount
1	600009	Shanghai International Airport	20.08	3.69	8.0	22x	1.25	N/A
2	603288	Foshan Haitian Flavouring and Food	19.32	0.59	12.1	35x	1.51	N/A
3	600066	Zhengzhou Yutong Bus	11.93	3.43	6.3	13x	3.33	N/A
4	600660	FuYao Glass Industry Group	7.25	0.40	4.3	13x	5.13	2.03%
5	600315	Shanghai Jahwa United	6.47	0.44	3.3	25x	1.71	N/A
6	600690	Qingdao Haier	6.19	N/A	9.2	14x	2.48	N/A
7	600519	Kweichow Moutai	5.52	6.46	38.7	16x	1.94	N/A
8	600276	Jiangsu Hengrui Medicine	5.03	1.98	12.9	47x	0.16	N/A
9	600900	China Yangtze Power	4.80	0.95	31.4	18x	2.93	N/A
10	600887	Inner Mongolia Yili Industrial	4.21	2.83	12.9	22x	2.68	N/A

Top 10 HKEX Holdings Through Southbound

	Stock Code	Company Name	% of **Issued and/or Tradeable Shares	% of Total Buy & Sell Trade Value	Market Cap (US\$bn)	*PE Ratio	Dividend Yield (%)	H to A Premium / Discount
1	2880	Dalian Port (PDA)	41.55	0.92	0.4	22x	1.60	-39.90%
2	187	BJ Jingcheng Machinery Electric	21.37	0.06	0.0	51x	N/A	-67.30%
3	1072	Dongfang Electric Corporation	20.25	0.23	0.3	8x	1.87	-55.17%
4	564	Zhengzhou Coal Mining Machinery	19.86	0.07	0.1	19x	1.61	-65.07%
5	553	Nanjing Panda Electronics	19.84	0.07	0.2	27x	1.49	-63.66%
6	2899	Zijin Mining Group	16.79	0.42	1.3	13x	5.76	-52.15%
7	874	Guangzhou Baiyunshan Pharm.	16.79	0.26	0.5	15x	2.06	-36.40%
8	107	Sichuan Expressway	15.83	0.17	0.3	6x	4.47	-56.04%
9	1171	Yanzhou Coal Mining	14.35	0.80	0.8	16x	0.80	-69.00%
10	588	Beijing North Star	13.99	0.11	0.2	8x	3.36	-56.24%

**For China Connect Securities, the % represents number of CCASS shareholding under the Shanghai-Hong Kong Stock Connect against the total number of issued and tradeable A shares on SSE (excluding any B shares, H shares and other non-circulating shares). For other shares, the % represents number of CCASS shareholding against the total number of shares listed on the Stock Exchange of Hong Kong ("SEHK").

Source: SSE & HKEX as of 22 Jan 2016, Trade Value for 11 Jan – 22 Jan. *Historical P/E Ratio

Top 10 SH-HK Stock Connect Holdings by Market Value

Northbound (NB) Top 10 SH-HK Stock Connect Holdings

	Stock Code	Company Name	Market Value (US\$ m)	% of *Total Market Value	Shareholding Held in NB (mil)	% of **Issued and/or Tradeable Shares	H to A Premium / Discount
1	600519	Kweichow Moutai	2,119	13.30	69	5.52	N/A
2	600009	Shanghai International Airport	900	5.65	220	20.08	N/A
3	600900	China Yangtze Power	881	5.53	467	4.80	N/A
4	601318	Ping An Insurance	707	4.44	155	1.43	-2.60%
5	600276	Jiangsu Hengrui Medicine	640	4.02	98	5.03	N/A
6	600066	Zhenzhou Yutong Bus	640	4.02	227	11.93	N/A
7	600887	Inner Mongolia Yili Industrial	536	3.37	254	4.21	N/A
8	600690	Qingdao Haier	510	3.20	341	6.19	N/A
9	600036	China Merchants Bank	412	2.59	179	0.87	-17.84%
10	600104	SAIC Motor Corporation	338	2.12	119	1.08	N/A

Southbound (SB) Top 10 SH-HK Stock Connect Holdings

	Stock Code	Company Name	Market Value (US\$ m)	% of *Total Market Value	Shareholding Held in SB (mil)	% of **Issued and/or Tradeable Shares	H to A Premium / Discount
1	5	HSBC Holdings	915	6.42	135	0.69	N/A
2	1398	ICBC	402	2.82	800	0.92	-21.21%
3	998	CITIC Bank	364	2.55	641	4.30	-38.60%
4	566	Hanergy Thin Film Power	331	2.32	659	1.58	N/A
5	700	Tencent Holdings	302	2.12	17	0.18	N/A
6	1988	China Minsheng Banking	298	2.09	349	5.03	-33.64%
7	3988	Bank of China	295	2.07	761	0.91	-25.75%
8	1378	China Hongqiao	243	1.71	474	7.44	N/A
9	1088	China Shenhua Energy	229	1.60	156	4.60	-29.62%
10	656	Fosun International	221	1.55	173	2.01	N/A

Source: SSE & HKEX as of 22 Jan 2016, Trade Value for 11 Jan – 22 Jan

*Total Market Value is the mark-to-market value of all Northbound / Southbound holdings under SH-HK Stock Connect Programme

**For China Connect Securities, the % represents number of CCASS shareholding under the Shanghai-Hong Kong Stock Connect against the total number of issued and tradeable A shares on SSE (excluding any B shares, H shares and other non-circulating shares). For other shares, the % represents number of CCASS shareholding against the total number of shares listed on the Stock Exchange of Hong Kong ("SEHK").

Northbound & Southbound Top 10 Stocks by Trade Value

Top 10 A shares by Total Buy & Sell Trade Value in Northbound

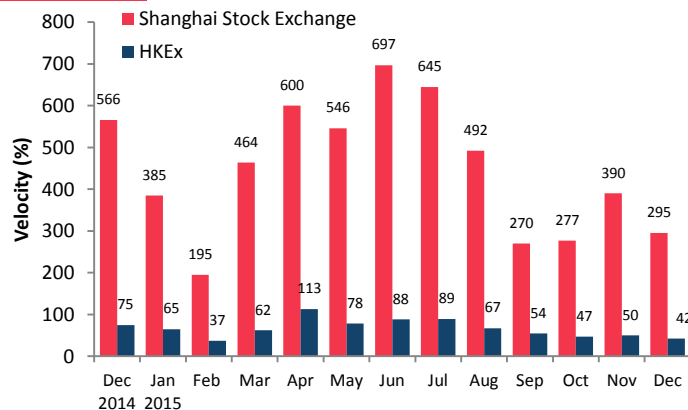
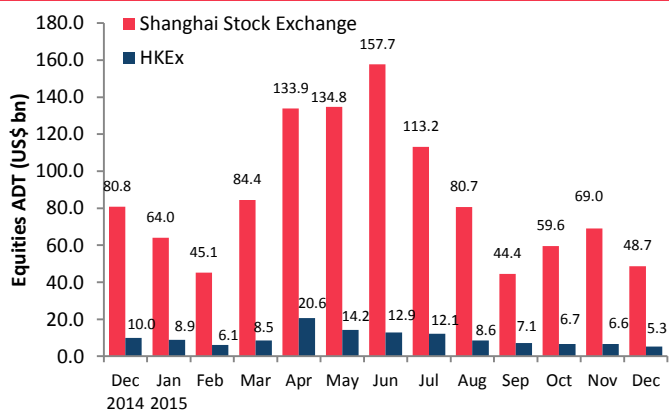
Stock Name / Stock Code	Average Trade Size (US\$)	Buy Trade Value (US\$ m)	Sell Trade Value (US\$ m)	Total Trade Value (US\$ m)	% of Total Trade Value	Market Cap (US\$ bn)	*P/E Ratio	Dividend Yield (%)
1. Kweichow Moutai (SH. 600519)	11,258	125	147	272	6.46	39	16x	1.94
2. Ping An Insurance (SH. 601318)	7,021	55	157	212	5.03	50	11x	1.27
3. Shanghai Int'l Airport (SH. 600009)	3,827	59	96	156	3.69	8	22x	1.25
4. Zhengzhou Yutong Bus (SH. 600066)	2,982	69	76	145	3.43	6	13x	3.33
5. Inner Mongolia Yili (SH. 600887)	3,781	42	77	119	2.83	13	22x	2.68
6. SAIC Motor (SH. 600104)	4,195	38	73	111	2.63	32	7x	6.66
7. New China Life Insurance (SH. 601336)	5,573	24	65	89	2.11	12	16x	0.46
8. Jiangsu Hengrui Medic. (SH. 600276)	3,578	50	34	83	1.98	13	47x	0.16
9. Industrial Bank (SH. 601166)	6,321	26	51	77	1.83	43	6x	3.47
10. CITIC Securities (SH. 600030)	4,506	33	39	73	1.72	23	9x	1.67

Top 10 HK Stocks by Total Buy & Sell Trade Value in Southbound

Stock Name / Stock Code	Average Trade Size (US\$)	Buy Trade Value (US\$ m)	Sell Trade Value (US\$ m)	Total Trade Value (US\$ m)	% of Total Trade Value	Market Cap (US\$ bn)	*P/E Ratio	Dividend Yield (%)
1. HSBC Holdings (HK. 5)	51,005	461	6	467	14.09	134	10x	7.33
2. China Hongqiao (HK. 1378)	13,337	69	45	114	3.45	3	4x	7.00
3. China CITIC Bank (HK. 998)	9,429	82	25	108	3.24	8	4x	N/A
4. Tencent Holdings (HK. 700)	23,650	52	20	73	2.20	168	43x	0.26
5. China Petrol. & Chemical (HK. 386)	10,240	57	14	71	2.14	14	8x	5.93
6. Bank of China (HK. 3988)	17,399	54	13	67	2.01	32	4x	7.86
7. ICBC (HK. 1398)	16,674	55	9	64	1.93	44	4x	8.27
8. Ping An Insurance (HK. 2318)	20,822	56	7	63	1.90	33	11x	1.54
9. Agricul. Bank of China (HK. 1288)	9,874	48	10	58	1.75	11	4x	8.45
10. PetrolChina (HK. 857)	9,043	38	12	50	1.51	12	6x	4.38

Source: SSE & HKEX as of 22 Jan 2016, Trade Value for 11 Jan – 22 Jan *Historical P/E Ratio

Total Market Average Daily Turnover (ADT) & Velocity



Source: WFE & HKEX as of 31 December 2015, ADT and Velocity figures of HKEX include ETF products but excludes warrants

February & March 2016 Trading Calendar

February 2016

MON	TUE	WED	THU	FRI	SAT	SUN
1	2	3	4	5	6	7
8	9	10	11	12	13	14
15	16	17	18	19	20	21
22	23	24	25	26	27	28
29						

★ ★ China / Hong Kong Public Holiday (Market Close for Northbound & Southbound Trading)
■ Two-way (Northbound & Southbound) Trading ■ Northbound Trading Only

March 2016

Mon	Tue	Wed	Thu	Fri	Sat	Sun
	1	2	3	4	5	6
7	8	9	10	11	12	13
14	15	16	17	18	19	20
21	22	23	24	25	26	27
28	29	30	31			

★ Hong Kong Public Holiday (Market Close for Northbound & Southbound Trading)
■ Two-way (Northbound & Southbound) Trading ■ Southbound Trading Only

Source: SSE click [here](#) (Chinese version only), HKEX click [here](#)

February 2016 Significant Economic News/Data

February 2016

01/02/2016	CN: Caixin China PMI Mfg	07/02/2016	CN: Foreign Reserves
02/02/2016	HK: Retail Sales Value YoY	10/02/2016	CN: Money Supply M0/M1/M2 YoY CN: New Yuan Loans CNY
05/02/2016	HK: Foreign Reserves	15/02/2016	CN: Exports YoY CN: Imports YoY CN: Trade Balance

Note: CN – China, HK – Hong Kong

For More Information on Shanghai – Hong Kong Stock Connect

Visit: www.HKEX.com.hk/chinaconnect

Email: info@HKEX.com.hk

Newsletter: [Previous Issues](#)

News Release: [17 Nov 2015](#)

Disclaimer

This newsletter is for information only and does not constitute legal or tax advice. Investors should exercise caution when dealing in securities which are eligible for trading under Shanghai-Hong Kong Stock Connect. Hong Kong Exchanges and Clearing Limited and its subsidiaries shall not be liable for any loss or damage incurred or suffered by any person arising from the use of or reliance on this newsletter.

Appendix - Exchange Participants

List of China Connect Exchange Participants

ABCI Securities Company Limited	Emperor Securities Limited	Merrill Lynch Far East Limited
Astrum Capital Management Limited	Essence International Securities (Hong Kong) Limited	Mirae Asset Wealth Management (HK) Limited
Barclays Capital Asia Limited	Ever-Long Securities Company Limited	Morgan Stanley Hong Kong Securities Limited
BNP Paribas Securities (Asia) Limited	Finet Securities Limited	National Resources Securities Limited
BOCI Securities Limited	First Shanghai Securities Limited	Noble Securities Company Limited
BOCOM International Securities Limited	First Worldsec Securities Limited	OCBC Wing Hang Shares Brokerage Co. Limited
Bright Smart Securities International (H.K.) Limited	Founder Securities (Hong Kong) Limited	Orient Securities (Hong Kong) Limited
Caitong International Securities Co., Limited	Fubon Securities (Hong Kong) Limited	Phillip Securities (Hong Kong) Limited
Cathay Securities (Hong Kong) Limited	Fulbright Securities Limited	Po Sang Futures Limited
CCB International Securities Limited	Get Nice Securities Limited	President Securities (Hong Kong) Limited
Celestial Securities Limited	GF Securities (Hong Kong) Brokerage Limited	Prudential Brokerage Limited
Changjiang Securities Brokerage (HK) Limited	Goldman Sachs (Asia) Securities Limited	Quam Securities Company Limited
Chief Securities Limited	Grand Cartel Securities Company Limited	Realink Financial Trade Limited
China Everbright Securities (HK) Limited	Guodu Securities (Hong Kong) Limited	Reorient Capital Markets Limited
China Galaxy International Securities (Hong Kong) Co., Limited	Guosen Securities (HK) Brokerage Company, Limited	RHB Securities Hong Kong Limited
China Industrial Securities International Brokerage Limited	Guotai Junan Securities (Hong Kong) Limited	Sanford C. Bernstein (Hong Kong) Limited
China International Capital Corporation Hong Kong Securities Limited	Guoyuan Securities Brokerage (Hong Kong) Limited	SG Securities (HK) Limited
China Investment Securities International Brokerage Limited	Haitong International Securities Company Limited	Shacom Securities Limited
China Merchants Securities (HK) Co., Limited	Hang Seng Securities Limited	Shenwan Hongyuan Securities (H.K.) Limited
China Securities (International) Brokerage Company Limited	Hani Securities (H.K.) Limited	Sino Grade Securities Limited
Chong Hing Securities Limited	HGNH International Securities Co., Limited	Sinolink Securities (Hong Kong) Company Limited
Chow Sang Sang Securities Limited	Hong Kong International Securities Limited	SinoPac Securities (Asia) Limited
Christfund Securities Limited	HSBC Broking Securities (Hong Kong) Limited	South China Securities Limited
CIMB Securities Limited	HSBC Securities Brokers (Asia) Limited	Southwest Securities (HK) Brokerage Limited
Cinda International Securities Limited	Huatai Financial Holdings (Hong Kong) Limited	Sun Hung Kai Investment Services Limited
Citadel Securities (Hong Kong) Limited	I-Access Investors Limited	Susquehanna Hong Kong Limited
CITIC Securities Brokerage (HK) Limited	ICBC International Securities Limited	Taifair Securities Limited
Citigroup Global Markets Asia Limited	Instinet Pacific Limited	Taiping Securities (HK) Co Limited
CLSA Limited	Interactive Brokers Hong Kong Limited	Toyo Securities Asia Limited
CM Securities (Hongkong) Company Limited	J.P. Morgan Broking (Hong Kong) Limited	Tung Shing Securities (Brokers) Limited
CMB International Securities Limited	Jefferies Hong Kong Limited	Tung Tai Securities Company Limited
CNI Securities Group Limited	JTI Securities Limited	UBS Securities Hong Kong Limited
Core Pacific-Yamaichi Securities (H.K.) Limited	KGI Securities (Hong Kong) Limited	UOB Kay Hian (Hong Kong) Limited
Credit Suisse Securities (Hong Kong) Limited	Kim Eng Securities (Hong Kong) Limited	Upbest Securities Company Limited
Crosby Securities Limited	Kingston Securities Limited	Victory Securities Company Limited
CSC Securities (HK) Limited	Kuentai Securities (Kam Ngan) Company Limited	Well Link Securities Limited
Daewoo Securities (Hong Kong) Limited	Luk Fook Securities (HK) Limited	Win Wind Securities Limited
Dah Sing Securities Limited	Macquarie Capital Limited	Wocom Securities Limited
DBS Vickers (Hong Kong) Limited	Malahon Securities Limited	Yuanta Securities (Hong Kong) Company Limited
Deutsche Securities Asia Limited	Masterlink Securities (Hong Kong) Corporation Limited	Yue Xiu Securities Company Limited
East Asia Securities Company Limited	Mega Securities (Hong Kong) Company Limited	Zhongtai International Securities Limited
Total: 123 China Connect Exchange Participants (as of 8 Jan 2016) The list has been published: click here		

Appendix - Exchange Participants

List of Trade-through Exchange Participants

Asia-Pac Securities Limited	Hantec Group International Finance Limited	Reorient Financial Markets Limited
Audrey Chow Securities Limited	Hantec Securities Co. Limited	Riche Bright Securities Limited
Baili Securities Company Limited	Head & Shoulders Securities Limited	Sheng Yuan Securities Limited
BC Securities Group Limited	Hing Wai Allied Securities Limited	South Ocean Securities Limited
BMI Securities Limited	Ho Fung Shares Investment Limited	SPS Securities Limited
Boom.com Limited	iSTAR International Securities Co. Limited	Stockwell Securities Limited
Brilliant Norton Securities Company Limited	Japan Asia Securities Limited	Success Securities Limited
Business Securities Limited	Jimei Securities Limited	Sun International Securities Limited
Capitec Securities Limited	JS Cresvale Securities International Limited	Tai Tak Securities (Asia) Limited
CES Capital International (Hong Kong) Co., Limited	Jun Yang Securities Company Limited	Taiwan Concord Capital Securities (Hong Kong) Limited
China System Securities Limited	Kaiser Securities Limited	Telecom Digital Securities Limited
China Yinsheng Securities Limited	KCG Securities Asia Limited	Treasure Securities Limited
Delta Asia Securities Limited	Ko's Brother Securities Company Limited	Trinity Finance Investment Limited
Delta Wealth Securities Limited	Lei Shing Hong Securities Limited	VC Brokerage Limited
Formax Securities Limited	Lippo Securities Limited	Win Fung Securities Limited
FP Sino-Rich Securities & Futures Limited	Marigold International Securities Limited	Win Wong Securities Limited
Geminis Securities Limited	Oriental Patron Securities Limited	Wing Fung Securities Limited
Genting Securities Limited	Pacific Foundation Securities Limited	Wing Lung Securities Limited
GLS Securities Limited	Partners Capital Securities Limited	Wintech Securities Limited
Grand Investment (Securities) Limited	PC Securities Limited	Wintone Securities Limited
GT Capital Limited	Ping An of China Securities (Hong Kong) Company Limited	Wo Fung Securities Company Limited
GuocoCapital Limited	Po Kay Securities & Shares Company Limited	Yicko Securities Limited
Halcyon Securities Limited	Prominence Financials Limited	Total: 68 Trade-through Exchange Participants (as of 21 Jan 2016)

The list has been published: click [here](#)