

Welcome to the bi-weekly newsletter for the Shanghai-Hong Kong Stock Connect programme. Here you can find regular updates on trading statistics of the programme, trading calendars and economic data calendars.

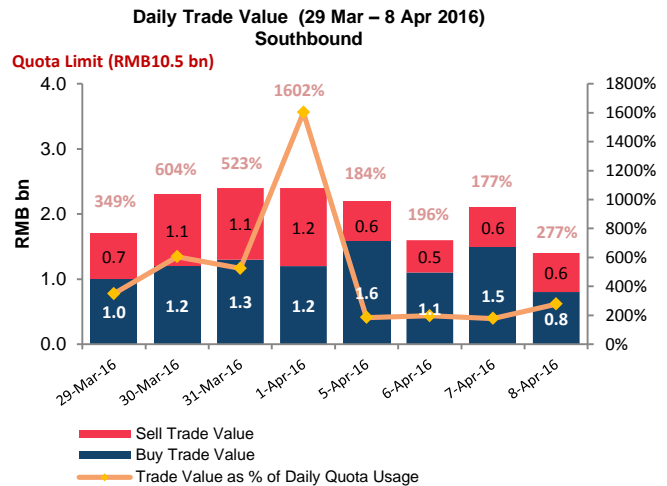
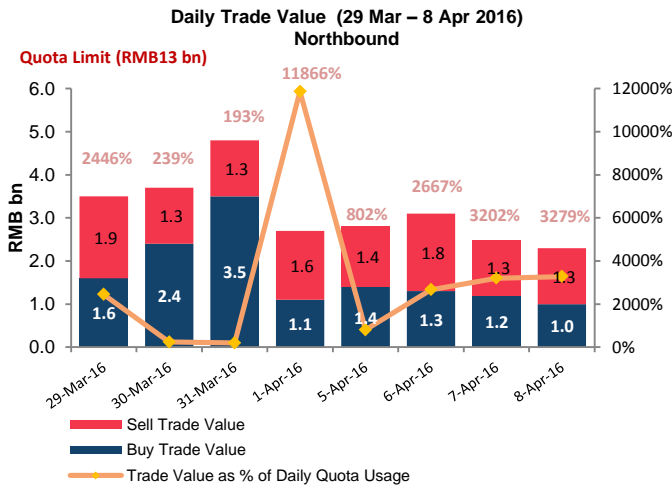
INSIDE THIS ISSUE

- Market Overview
- Northbound & Southbound Daily Trade Value
- Northbound & Southbound Aggregate Quota Usage
- Northbound Trade Value Breakdown
- Top 10 Holdings by % of Issued Shares
- Top 10 SH-HK Stock Connect Holdings by Market Value
- Total Market Average Daily Turnover & Velocity
- Northbound & Southbound Top 10 Stocks by Trade Value
- April & May 2016 Trading Calendar
- April 2016 Significant Economic News / Data
- Appendix - List of China Connect / Trade-through Exchange Participants

MARKET OVERVIEW

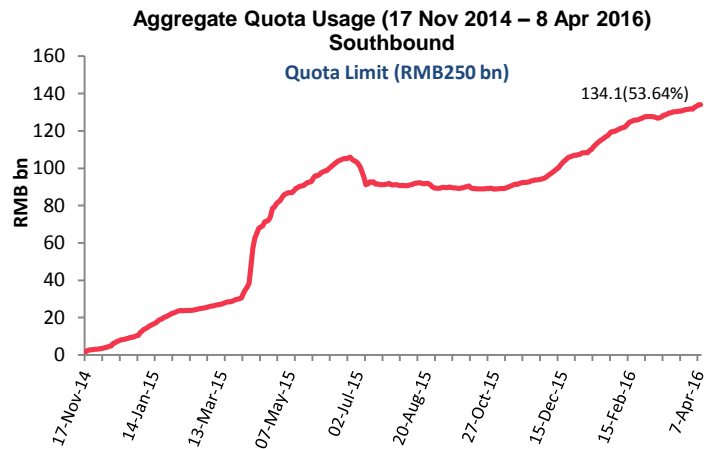
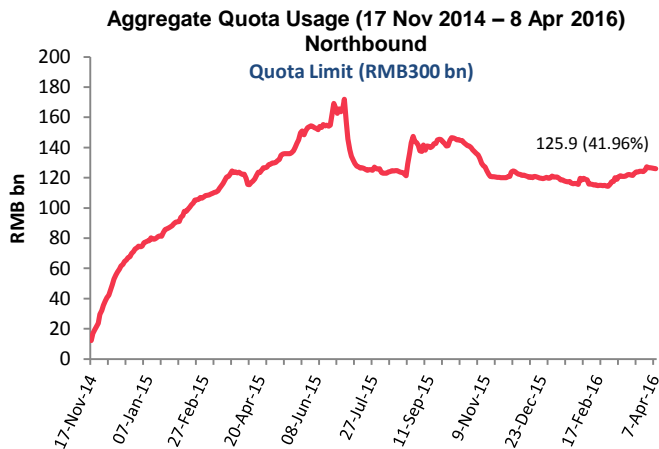
- Northbound Trading and Southbound Trading were closed on 4 Apr 2016 for Ching Ming Festival
- From 29 Mar to 8 Apr 2016, the Northbound Average Daily Buy and Sell Trade Value was RMB3,190 million, while the Southbound Average Daily Buy and Sell Trade Value was HK\$2,398 million
- As of 8 Apr 2016, the Northbound Aggregate Quota Usage was RMB125.9 billion while Southbound was RMB134.1 billion

Northbound & Southbound Daily Trade Value

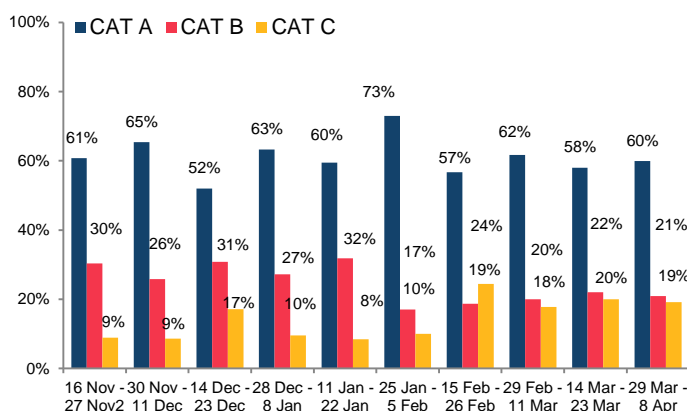
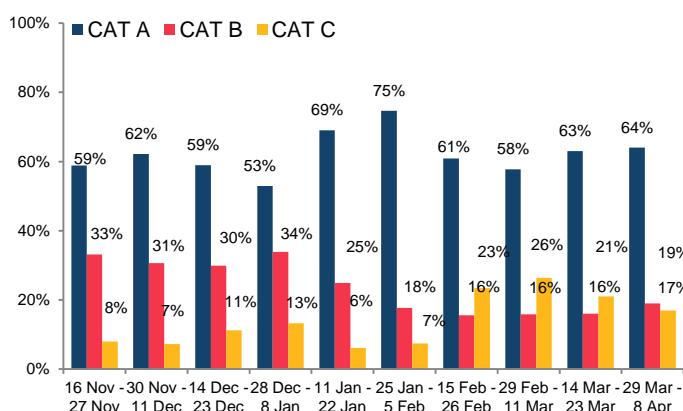


Source: HKEX as of 8 Apr 2016, Trade Value for 29 Mar-8 Apr 2016

Northbound & Southbound Aggregate Quota Usage



Source: HKEX, as of 8 Apr 2016, Trade Value for 29 Mar-8 Apr 2016

Buy Trade Value Breakdown by EPs' Market Share
(16 Nov 2015 – 8 Apr 2016)Sell Trade Value Breakdown by EPs' Market Share
(16 Nov 2015 – 8 Apr 2016)

Note: CAT A Exchange Participants (Position 1 to 14), CAT B Exchange Participants (Position 15 to 65) and CAT C Exchange Participants (Position >65).

For details, please click [here](#)

Source: HKEX as of 8 Apr 2016, Trade Value for 29 Mar-8 Apr 2016

Top 10 Holdings by % of Issued Shares

Top 10 SSE Holdings Through Northbound

	Stock Code	Company Name	% of **Issued and/or Tradable Shares	% of Total Buy & Sell Trade Value	Market Cap (US\$bn)	*PE Ratio	Dividend Yield (%)	H to A Premium / Discount
1	600009	Shanghai International Airport	23.13	2.24	8.63	22x	1.48	N/A
2	603288	Foshan Haitian Flavouring And Food	20.80	0.32	12.81	31x	1.99	N/A
3	600066	Zhengzhou Yutong Bus	12.13	2.28	6.90	13x	7.45	N/A
4	600660	Fuyao Glass Industry Group	8.27	0.60	4.61	14x	5.08	6.04%
5	600519	Kweichow Moutai	5.81	3.91	48.44	20x	2.53	N/A
6	600881	Jilin Yatai (Group)	5.49	1.85	2.36	202x	N/A	N/A
7	600690	Qingdao Haier	5.48	0.63	7.83	12x	2.93	N/A
8	600276	Jiangsu Hengrui Medicine	5.37	0.94	14.30	47x	0.16	N/A
9	600900	China Yangtze Power	5.29	0.82	31.04	17x	3.12	N/A
10	600887	Inner Mongolia Yili Industrial	4.88	1.36	13.42	19x	3.11	N/A

Top 10 HKEX Holdings Through Southbound

	Stock Code	Company Name	% of **Issued and/or Tradable Shares	% of Total Buy & Sell Trade Value	Market Cap (US\$bn)	*PE Ratio	Dividend Yield (%)	H to A Premium / Discount
1	187	Beijing Jingcheng Machinery Electric	24.23	0.03	0.04	NA	N/A	-70.62%
2	1072	Dongfang Electric	22.08	0.25	0.27	27x	1.16	-52.77%
3	2880	Dalian Port (PDA)	21.07	0.05	0.97	26x	2.68	-55.75%
4	553	Nanjing Panda Electronics	20.72	0.10	0.17	28x	1.53	-66.71%
5	874	Guangzhou Baiyunshan Pharmaceutical	20.60	0.37	0.49	14x	N/A	-36.11%
6	564	Zhengzhou Coal Mining Machinery	20.57	0.06	0.10	105x	0.29	-61.03%
7	300	Shenji Group Kunming Machine Tool	17.16	0.21	0.05	NA	N/A	-74.04%
8	107	Sichuan Expressway	16.86	0.34	0.29	7x	3.74	-52.73%
9	1108	Luoyang Glass	15.67	0.11	0.15	14x	N/A	-87.43%
10	588	Beijing North Star	15.55	0.10	0.22	9x	2.97	-52.14%

*Historical P/E Ratio

**For China Connect Securities, the % represents number of CCASS shareholding under the Shanghai-Hong Kong Stock Connect against the total number of issued and tradable A shares on SSE (excluding any B shares, H shares and other non-circulating shares). For other shares, the % represents number of CCASS shareholding against the total number of shares listed on the Stock Exchange of Hong Kong ("SEHK").

Source: SSE & HKEX as of 8 Apr 2016, Trade Value for 29 Mar-8 Apr 2016

Top 10 SH-HK Stock Connect Holdings by Market Value

Northbound (NB) Top 10 SH-HK Stock Connect Holdings

	Stock Code	Company Name	Market Value (US\$ m)	% of *Total Market Value	Shareholding Held in NB (mil)	% of **Issued and/or Tradable Shares	H to A Premium / Discount
1	600519	Kweichow Moutai	2,816	14.40	73	5.81	N/A
2	600009	Shanghai International Airport	1,133	5.79	253	23.13	N/A
3	600900	China Yangtze Power	971	4.96	516	5.29	N/A
4	600276	Jiangsu Hengrui Medicine	764	3.91	105	5.37	N/A
5	600066	Zhengzhou Yutong Bus	720	3.68	231	12.13	N/A
6	601318	Ping An Insurance Group	717	3.67	149	1.38	-5.97%
7	600887	Inner Mongolia Yili Industrial	652	3.33	295	4.88	N/A
8	600030	Citic Securities	547	2.80	209	2.13	-13.05%
9	600036	China Merchants Bank	491	2.51	197	0.96	-17.33%
10	600690	Qingdao Haier	386	1.97	301	5.48	N/A

Southbound (SB) Top 10 SH-HK Stock Connect Holdings

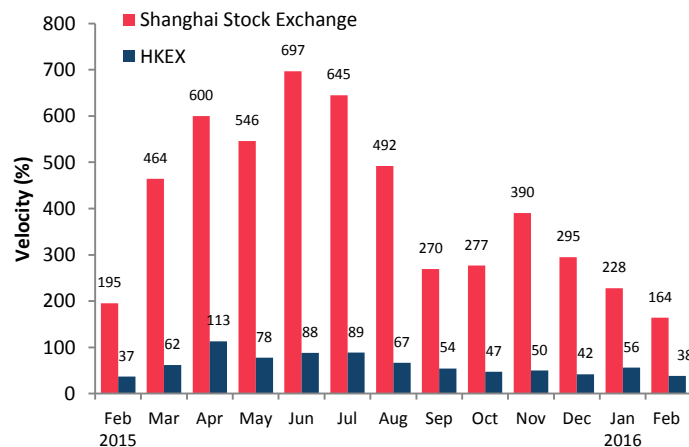
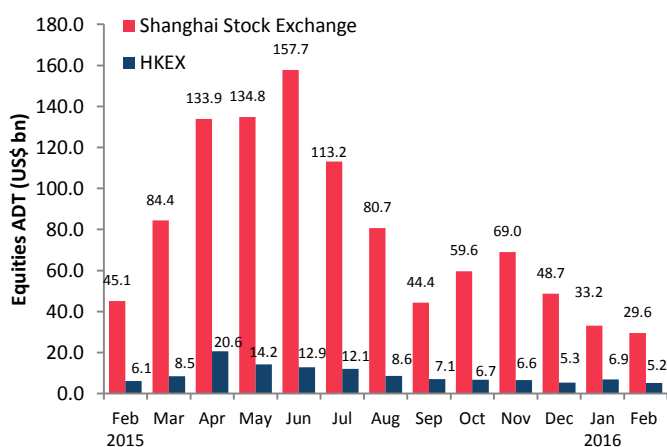
	Stock Code	Company Name	Market Value (US\$ m)	% of *Total Market Value	Shareholding Held in SB (mil)	% of **Issued and/or Tradable Shares	H to A Premium / Discount
1	5	HSBC Holdings	1,412	7.62	238	1.21	N/A
2	1398	ICBC	861	4.65	1,625	1.87	-19.35%
3	3968	China Merchants Bank	468	2.53	227	4.95	-17.33%
4	700	Tencent Holdings	395	2.13	19	0.20	N/A
5	998	China CITIC Bank	367	1.98	616	4.14	-35.31%
6	1378	China Hongqiao	364	1.97	550	7.58	N/A
7	566	Hanergy Thin Film Power	332	1.79	659	1.58	N/A
8	3988	Bank of China Ltd	316	1.70	795	0.95	-23.37%
9	939	China Construction Bank	311	1.68	495	0.21	-14.29%
10	656	Fosun International	283	1.53	204	2.38	N/A

*Total Market Value is the mark-to-market value of all Northbound / Southbound holdings under SH-HK Stock Connect Programme

**For China Connect Securities, the % represents number of CCASS shareholding under the Shanghai-Hong Kong Stock Connect against the total number of issued and tradable A shares on SSE (excluding any B shares, H shares and other non-circulating shares). For other shares, the % represents number of CCASS shareholding against the total number of shares listed on the Stock Exchange of Hong Kong ("SEHK").

Source: SSE & HKEX as of 8 Apr 2016, Trade Value for 29 Mar-8 Apr 2016

Total Market Average Daily Turnover (ADT) & Velocity



Source: WFE & HKEX as of 29 February 2016, ADT and Velocity figures of HKEX include ETF products but excludes warrants



Top 10 A shares by Total Buy & Sell Trade Value in Northbound

Stock Name / Stock Code	Average Trade Size (US\$)	Buy Trade Value (US\$ m)	Sell Trade Value (US\$ m)	Total Trade Value (US\$ m)	% of Total Trade Value	Market Cap (US\$ bn)	*P/E Ratio	Dividend Yield (%)
1. CITIC Securities (SH. 600030)	7,258	170	58	228	5.78	26	10x	2.88
2. Kweichow Moutai (SH. 600519)	9,383	81	73	154	3.91	48	20x	2.52
3. Ping An Insurance (SH. 601318)	7,200	42	72	114	2.90	52	11x	2.22
4. ZJ China Commodities (SH.600415)	8,996	41	59	100	2.54	6	62x	0.65
5. Haitong Securities (SH. 600837)	5,883	65	34	99	2.53	18	10x	3.09
6. Zhengzhou Yutong Bus (SH. 600066)	2,592	16	73	90	2.28	7	13x	7.50
7. Industrial Bank (SH. 601166)	7,853	32	56	88	2.24	45	6x	3.65
8. Shanghai Int'l Airport (SH. 600009)	3,168	69	19	88	2.24	9	22x	1.48
9. China Minsheng Banking (SH. 600016)	4,749	40	45	85	2.17	41	7x	3.54
10. Anhui Conch Cement (SH. 600585)	4,409	65	15	80	2.03	10	12x	3.78

Top 10 HK Stocks by Total Buy & Sell Trade Value in Southbound

Stock Name / Stock Code	Average Trade Size (US\$)	Buy Trade Value (US\$ m)	Sell Trade Value (US\$ m)	Total Trade Value (US\$ m)	% of Total Trade Value	Market Cap (US\$ bn)	*P/E Ratio	Dividend Yield (%)
1. Dalian Port (PDA) (HK. 2880)	17,449	46	31	77	3.12	1	26x	2.68
2. ICBC (HK. 1398)	22,554	51	17	68	2.75	46	4x	6.76
3. Ping An Insurance (HK. 2318)	22,205	31	34	65	2.63	34	10x	1.81
4. Dalian Wanda (HK. 3699)	11,085	32	31	63	2.55	4	6x	2.70
5. China CITIC Bank (HK. 998)	9,546	19	37	56	2.26	9	4x	5.48
6. China Construction Bank (HK. 939)	23,254	43	9	51	2.08	151	4x	6.69
7. Agricultural Bank (HK. 1288)	12,152	30	21	51	2.05	11	4x	7.27
8. Biostime International (HK. 1112)	12,193	40	10	50	2.01	2	61x	N/A
9. Evergrande Real Estate (HK. 3333)	7,964	25	16	41	1.67	10	7x	7.99
10. China Cinda Asset (HK. 1359)	7,743	34	7	41	1.67	4	6x	5.34



*Historical P/E Ratio

Source: SSE & HKEX as of 8 Apr 2016, Trade Value for 29 Mar-8 Apr 2016

April & May 2016 Trading Calendar



April 2016

Mon	Tue	Wed	Thu	Fri	Sat	Sun
				1	2	3
4	5	6	7	8	9	10
11	12	13	14	15	16	17
18	19	20	21	22	23	24
25	26	27	28	29	30	

 China / Hong Kong Public Holiday (Market Close for Northbound & Southbound Trading)
 Two-way (Northbound & Southbound) Trading

May 2016

Mon	Tue	Wed	Thu	Fri	Sat	Sun
						1
2	3	4	5	6	7	8
9	10	11	12	13	14	15
16	17	18	19	20	21	22
23	24	25	26	27	28	29
30	31					

 China / Hong Kong Public Holiday (Market Close for Northbound & Southbound Trading)
 Two-way (Northbound & Southbound) Trading

Source: SSE click [here](#) (Chinese version only), HKEX click [here](#)

April 2016 Significant Economic News/Data

April 2016

19/04/2016

- HK: Unemployment Rate
- HK: Composite Interest Rate

26/04/2016

- HK: Exports YoY
- HK: Imports YoY
- HK: Trade Balance

21/04/2016

- HK: CPI Composite YoY

29/04/2016

- HK: Budget Balance
- HK: Money Supply M1/M2/M3 YoY

Note: CN – China, HK – Hong Kong

For More Information on
Shanghai – Hong Kong Stock Connect

Visit: www.hkex.com.hk/chinaconnect

Email: info@hkex.com.hk

Newsletter: [Previous Issues](#)

News Release: [17 Nov 2015](#)

Disclaimer

This newsletter is for information only and does not constitute legal or tax advice. Investors should exercise caution when dealing in securities which are eligible for trading under Shanghai-Hong Kong Stock Connect. Hong Kong Exchanges and Clearing Ltd and its subsidiaries shall not be liable for any loss or damage incurred or suffered by any person arising from the use of or reliance on this newsletter.

List of China Connect Exchange Participants

ABCI Securities Company Limited	Emperor Securities Limited	Merrill Lynch Far East Limited
Astrum Capital Management Limited	Essence International Securities (Hong Kong) Limited	Mirae Asset Wealth Management (HK) Limited
Barclays Capital Asia Limited	Ever-Long Securities Company Limited	Morgan Stanley Hong Kong Securities Limited
BNP Paribas Securities (Asia) Limited	Finet Securities Limited	National Resources Securities Limited
BOCI Securities Limited	First Shanghai Securities Limited	Noble Securities Company Limited
BOCOM International Securities Limited	First Worldsec Securities Limited	OCBC Wing Hang Shares Brokerage Co. Limited
Bright Smart Securities International (H.K.) Limited	Fosun Hani Securities Limited	Orient Securities (Hong Kong) Limited
Caitong International Securities Co., Limited	Founder Securities (Hong Kong) Limited	Phillip Securities (Hong Kong) Limited
Cathay Securities (Hong Kong) Limited	Freeman Securities Limited	Po Sang Futures Limited
CCB International Securities Limited	Fubon Securities (Hong Kong) Limited	President Securities (Hong Kong) Limited
Celestial Securities Limited	Fulbright Securities Limited	Prudential Brokerage Limited
Changjiang Securities Brokerage (HK) Limited	Get Nice Securities Limited	Quam Securities Company Limited
Chief Securities Limited	GF Securities (Hong Kong) Brokerage Limited	Realink Financial Trade Limited
China Everbright Securities (HK) Limited	Goldman Sachs (Asia) Securities Limited	Reorient Capital Markets Limited
China Galaxy International Securities (Hong Kong) Co., Limited	Grand Cartel Securities Company Limited	RHB Securities Hong Kong Limited
China Industrial Securities International Brokerage Limited	Grand China Securities Limited	Sanford C. Bernstein (Hong Kong) Limited
China International Capital Corporation Hong Kong Securities Limited	Guodu Securities (Hong Kong) Limited	SG Securities (HK) Limited
China Investment Securities International Brokerage Limited	Guosen Securities (HK) Brokerage Company, Limited	Shacom Securities Limited
China Merchants Securities (HK) Co., Limited	Guotai Junan Securities (Hong Kong) Limited	Shenwan Hongyuan Securities (H.K.) Limited
China Securities (International) Brokerage Company Limited	Guoyuan Securities Brokerage (Hong Kong) Limited	Sino Grade Securities Limited
Chong Hing Securities Limited	Haitong International Securities Company Limited	Sinolink Securities (Hong Kong) Company Limited
Chow Sang Sang Securities Limited	Hang Seng Securities Limited	SinoPac Securities (Asia) Limited
Christfund Securities Limited	HGNH International Securities Co., Limited	South China Securities Limited
CIMB Securities Limited	Hong Kong International Securities Limited	Southwest Securities (HK) Brokerage Limited
Cinda International Securities Limited	HSBC Broking Securities (Hong Kong) Limited	Sun Hung Kai Investment Services Limited
Citadel Securities (Hong Kong) Limited	HSBC Securities Brokers (Asia) Limited	Susquehanna Hong Kong Limited
CITIC Securities Brokerage (HK) Limited	Huatai Financial Holdings (Hong Kong) Limited	Taifair Securities Limited
Citigroup Global Markets Asia Limited	I-Access Investors Limited	Taiping Securities (HK) Co Limited
CLSA Limited	ICBC International Securities Limited	Toyo Securities Asia Limited
CM Securities (Hongkong) Company Limited	Instinet Pacific Limited	Tung Shing Securities (Brokers) Limited
CMB International Securities Limited	Interactive Brokers Hong Kong Limited	Tung Tai Securities Company Limited
CNI Securities Group Limited	J.P. Morgan Broking (Hong Kong) Limited	UBS Securities Hong Kong Limited
Core Pacific-Yamaichi Securities (H.K.) Limited	Jefferies Hong Kong Limited	UOB Kay Hian (Hong Kong) Limited
Credit Suisse Securities (Hong Kong) Limited	JTI Securities Limited	Upbest Securities Company Limited
Crosby Securities Limited	KGI Securities (Hong Kong) Limited	Victory Securities Company Limited
CSC Securities (HK) Limited	Kim Eng Securities (Hong Kong) Limited	Well Link Securities Limited
Daewoo Securities (Hong Kong) Limited	Kingston Securities Limited	Win Wind Securities Limited
Dah Sing Securities Limited	Kuentai Securities (Kam Ngan) Company Limited	Wocom Securities Limited
DBS Vickers (Hong Kong) Limited	Luk Fook Securities (HK) Limited	Yuanta Securities (Hong Kong) Company Limited
Deutsche Securities Asia Limited	Macquarie Capital Limited	Yue Xiu Securities Company Limited
Dongxing Securities (Hong Kong) Company Limited	Malahon Securities Limited	Zhongtai International Securities Limited
East Asia Securities Company Limited	Masterlink Securities (Hong Kong) Corporation Limited	
Eclipse Options (HK) Limited	Mega Securities (Hong Kong) Company Limited	

Total: 127 China Connect Exchange Participants (as of 15 Apr 2016)

The list has been published: click [here](#)



List of Trade-through Exchange Participants

Asia-Pac Securities Limited	Halcyon Securities Limited	Po Kay Securities & Shares Company Limited
Audrey Chow Securities Limited	Hantec Group International Finance Limited	Prominence Financials Limited
Baili Securities Company Limited	Hantec Securities Co. Limited	Reorient Financial Markets Limited
BC Securities Group Limited	Head & Shoulders Securities Limited	Riche Bright Securities Limited
BMI Securities Limited	Hing Wai Allied Securities Limited	Sheng Yuan Securities Limited
Boom.com Limited	Ho Fung Shares Investment Limited	South Ocean Securities Limited
Brilliant Norton Securities Company Limited	iSTAR International Securities Co. Limited	SPS Securities Limited
Business Securities Limited	Japan Asia Securities Limited	Stockwell Securities Limited
Capitec Securities Limited	Jimei Securities Limited	Success Securities Limited
CES Capital International (HK) Co., Limited	JS Cresvale Securities International Limited	Sun International Securities Limited
China Demeter Securities Limited	Jun Yang Securities Company Limited	Tai Tak Securities (Asia) Limited
China System Securities Limited	Kaiser Securities Limited	Taiwan Concord Capital Securities (HK) Limited
China Yinsheng Securities Limited	KCG Securities Asia Limited	Telecom Digital Securities Limited
Delta Asia Securities Limited	Ko's Brother Securities Company Limited	Treasure Securities Limited
Delta Wealth Securities Limited	Lei Shing Hong Securities Limited	VC Brokerage Limited
Formax Securities Limited	Lippo Securities Limited	Win Fung Securities Limited
FP Sino-Rich Securities & Futures Limited	Marigold International Securities Limited	Win Wong Securities Limited
Gary Cheng Securities Limited	Mason Securities Limited	Wing Fung Securities Limited
Geminis Securities Limited	Oriental Patron Securities Limited	Wing Lung Securities Limited
Genting Securities Limited	Pacific Foundation Securities Limited	Wintech Securities Limited
GLS Securities Limited	Partners Capital Securities Limited	Wintone Securities Limited
Grand Investment (Securities) Limited	PC SECURITIES LIMITED	Wo Fung Securities Company Limited
GT Capital Limited	Ping An of China Securities (HK) Company Limited	Yicko Securities Limited

Total: 69 Trade-through Exchange Participants (as of 15 Apr 2016)

The list has been published: click [here](#)