

Welcome to the bi-weekly newsletter for the Shanghai-Hong Kong Stock Connect programme. Here you can find regular updates on trading statistics of the programme, trading calendars and economic data calendars.

INSIDE THIS ISSUE

- Market Overview
- Latest Updates on Stock Connect
- Northbound & Southbound Daily Trade Value
- Northbound & Southbound Aggregate Quota Usage
- Northbound Trade Value Breakdown
- Top 10 Holdings by % of Issued Shares
- Top 10 SH-HK Stock Connect Holdings by Market Value
- Total Market Average Daily Turnover & Velocity
- Northbound & Southbound Top 10 Stocks by Trade Value
- July & August 2016 Trading Calendar
- July 2016 Significant Economic News / Data
- Appendix - List of China Connect / Trade-through Exchange Participants

MARKET OVERVIEW

- From 20 Jun to 30 Jun 2016, the Northbound Average Daily Buy and Sell Trade Value was RMB2,406 million, while the Southbound Average Daily Buy and Sell Trade Value was HK\$4,850 million
- As of 30 Jun 2016, the Northbound Aggregate Quota Usage was RMB134.7 billion while Southbound was RMB192.1 billion

Latest Updates on Stock Connect

Stock Connect - Trading

- **28 June 2016 (Ref: CT/033/16)**
Changes of China Connect Securities Eligible Stock List

To read the details, please click [link](#)

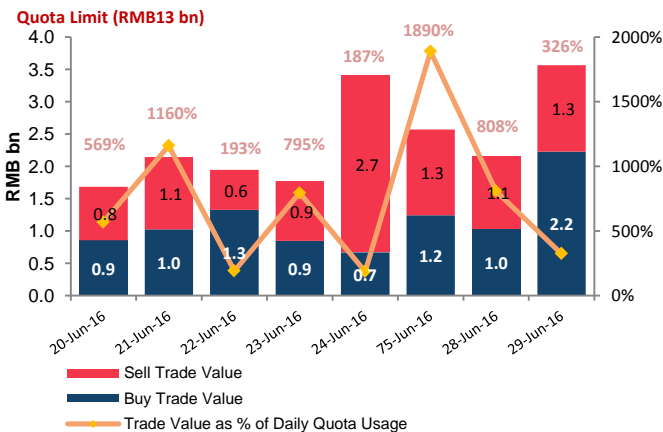
Stock Connect - Clearing

- **24 June 2016 (Ref: CD/CDCO/CCASS/151/2016)**
Launch of Further CCASS Service Enhancements (July 2016 Batch)

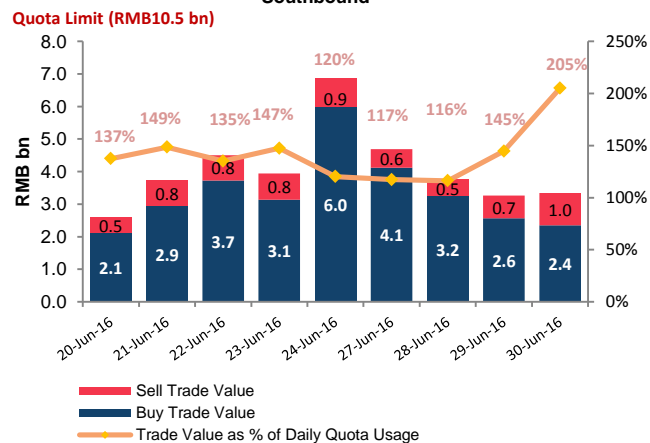
To read the details, please click [link](#)

Northbound & Southbound Daily Trade Value

Daily Trade Value (20 Jun – 29 Jun 2016)
Northbound

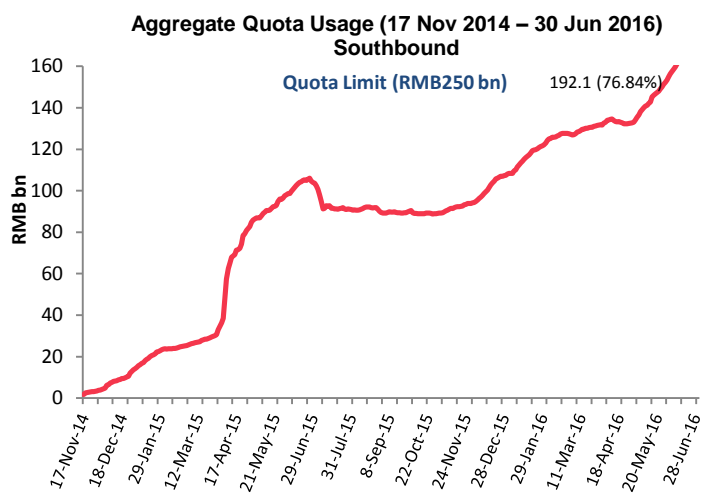
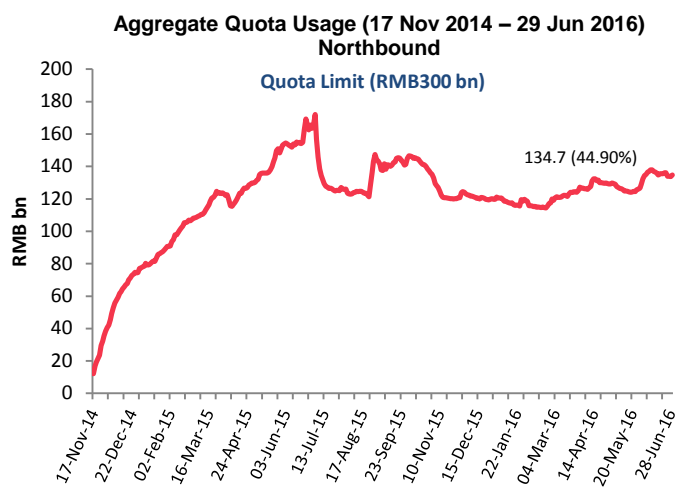


Daily Trade Value (20 Jun - 30 Jun 2016)
Southbound



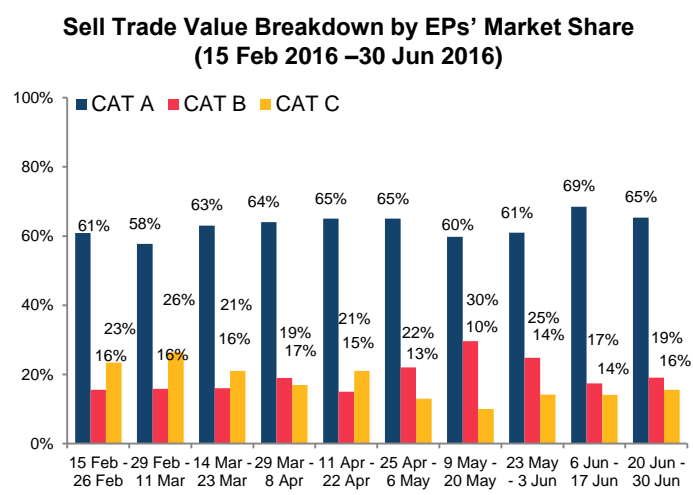
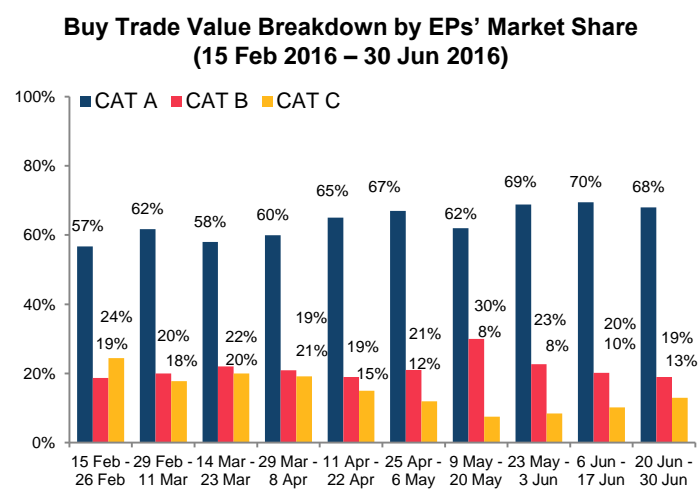
Source: HKEX as of 30 Jun 2016, Trade Value for 20 Jun-30 Jun 2016

Northbound & Southbound Aggregate Quota Usage



Source: HKEX, as of 30 Jun 2016, Trade Value for 20 Jun-30 Jun 2016

Northbound Trade Value Breakdown



Note: CAT A Exchange Participants (Position 1 to 14), CAT B Exchange Participants (Position 15 to 65) and CAT C Exchange Participants (Position >65).
For details, please click [here](#)
Source: HKEX as of 30 Jun 2016, Trade Value for 20 Jun-30 Jun 2016



Top 10 Holdings by % of Issued Shares

Top 10 SSE Holdings Through Northbound

	Stock Code	Company Name	% of **Issued and/or Tradable Shares	% of Total Buy & Sell Trade Value	Market Cap (US\$bn)	*PE Ratio	Dividend Yield (%)	H to A Premium / Discount
1	600009	Shanghai International Airport	25.60	1.46	7.51	20x	1.65	N/A
2	603288	Foshan Haitian Flavouring And Food	24.94	0.85	12.51	31x	1.97	N/A
3	600066	Zhengzhou Yutong Bus	13.00	0.85	6.58	12x	7.58	N/A
4	600660	Fuyao Glass	10.04	0.29	4.14	14x	5.36	10.27%
5	600690	Qingdao Haier	6.73	0.34	8.08	11x	2.39	N/A
6	600482	Fengfan Co.	6.38	0.58	6.32	94x	N/A	N/A
7	600887	Inner Mongolia Yili	6.25	2.06	14.96	21x	2.70	N/A
8	600519	Kweichow Moutai	6.01	8.30	54.26	23x	2.11	N/A
9	600276	Jiangsu Hengrui Medicine	5.55	2.68	14.18	41x	0.21	N/A
10	600900	China Yangtze Power	5.41	1.04	40.96	18x	3.20	N/A

Top 10 HKEX Holdings Through Southbound

	Stock Code	Company Name	% of **Issued and/or Tradable Shares	% of Total Buy & Sell Trade Value	Market Cap (US\$bn)	*PE Ratio	Dividend Yield (%)	H to A Premium / Discount
1	187	Beijing Jingcheng Machinery Electric	23.10	0.03	0.04	N/A	N/A	-70.69%
2	1072	Dongfang Electric	22.21	0.09	0.27	26x	1.17	-48.19%
3	874	Guangzhou Baiyunshan Pharmaceutical	22.01	0.34	0.52	15x	N/A	-33.55%
4	2880	Dalian Port (PDA)	21.04	0.04	1.01	27x	2.53	-50.00%
5	564	Zhengzhou Coal Mining Machinery	20.92	0.02	0.10	106x	0.29	-55.72%
6	553	Nanjing Panda Electronics	20.37	0.03	0.18	31x	1.41	-66.17%
7	861	Digital China Holdings	17.93	0.53	0.89	9x	N/A	N/A
8	107	Sichuan Expressway	16.70	0.08	0.30	7x	3.61	-49.09%
9	300	Shenji Group Kunming Machine Tool	16.04	0.00	0.04	N/A	N/A	-69.89%
10	588	Beijing North Star	15.79	0.04	0.21	9x	3.02	-50.25%

*Historical P/E Ratio

**For China Connect Securities, the % represents number of CCASS shareholding under the Shanghai-Hong Kong Stock Connect against the total number of issued and tradable A shares on SSE (excluding any B shares, H shares and other non-circulating shares). For other shares, the % represents number of CCASS shareholding against the total number of shares listed on the Stock Exchange of Hong Kong ("SEHK").

Source: SSE & HKEX as of 30 Jun 2016, Trade Value for 20 Jun-30 Jun 2016

Top 10 SH-HK Stock Connect Holdings by Market Value

Northbound (NB) Top 10 SH-HK Stock Connect Holdings

	Stock Code	Company Name	Market Value (US\$ m)	% of *Total Market Value	Shareholding Held in NB (mil)	% of **Issued and/or Tradable Shares	H to A Premium / Discount
1	600519	Kweichow Moutai	3,263	15.79	76	6.01	N/A
2	600009	Shanghai International Airport	1,091	5.28	280	25.60	N/A
3	600900	China Yangtze Power	981	4.75	527	5.41	N/A
4	600887	Inner Mongolia Yili	931	4.51	377	6.25	N/A
5	600276	Jiangsu Hengrui Medicine	785	3.80	130	5.55	N/A
6	601318	Ping An Insurance	745	3.61	155	1.43	-8.38%
7	600066	Zhengzhou Yutong Bus	735	3.56	247	13.00	N/A
8	600030	CITIC Securities	627	3.03	259	2.64	-9.97%
9	600036	China Merchants Bank	546	2.64	209	1.01	-14.83%
10	600690	Qingdao Haier	489	2.37	369	6.73	N/A

Southbound (SB) Top 10 SH-HK Stock Connect Holdings

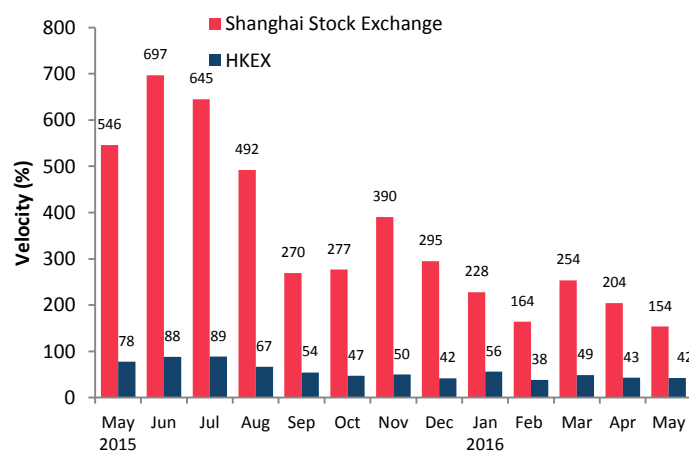
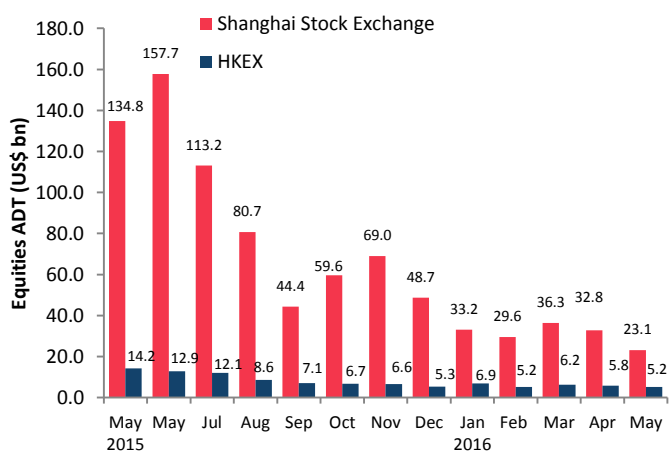
	Stock Code	Company Name	Market Value (US\$ m)	% of *Total Market Value	Shareholding Held in SB (mil)	% of **Issued and/or Tradable Shares	H to A Premium / Discount
1	5	HSBC	2,613	9.79	428	2.16	N/A
2	939	CCB	2,262	8.47	3,428	1.43	-7.35%
3	1398	ICBC	1,563	5.85	2,827	3.26	-16.95%
4	3968	China Merchants Bank	913	3.42	408	8.90	-14.83%
5	3988	Bank of China	518	1.94	1,300	1.55	-17.26%
6	998	China CITIC Bank	463	1.73	762	5.12	-28.60%
7	1378	China Hongqiao	411	1.54	613	8.45	N/A
8	386	China Petroleum & Chemical	363	1.36	503	1.97	1.98%
9	566	Hanergy Thin Film Power	332	1.24	659	1.58	N/A
10	1088	China Shenhua Energy	327	1.23	178	5.24	-12.88%

*Total Market Value is the mark-to-market value of all Northbound / Southbound holdings under SH-HK Stock Connect Programme

**For China Connect Securities, the % represents number of CCASS shareholding under the Shanghai-Hong Kong Stock Connect against the total number of issued and tradable A shares on SSE (excluding any B shares, H shares and other non-circulating shares). For other shares, the % represents number of CCASS shareholding against the total number of shares listed on the Stock Exchange of Hong Kong ("SEHK").

Source: SSE & HKEX as of 30 Jun 2016, Trade Value for 20 Jun-30 Jun 2016

Total Market Average Daily Turnover (ADT) & Velocity



Source: WFE & HKEX as of 31 May 2016, ADT and Velocity figures of HKEX include ETF products but excludes warrants

Top 10 A shares by Total Buy & Sell Trade Value in Northbound

Stock Name / Stock Code	Average Trade Size (US\$)	Buy Trade Value (US\$ m)	Sell Trade Value (US\$ m)	Total Trade Value (US\$ m)	% of Total Trade Value	Market Cap (US\$ bn)	*P/E Ratio	Dividend Yield (%)
1. Kweichow Moutai (SH.600519)	13,537	142	98	239	8.30	54	23x	2.11
2. China Minsheng Banking (SH.600016)	8,967	41	100	141	4.87	40	7x	3.58
3. Ping An Insurance (SH.601318)	13,074	48	59	107	3.71	52	10x	2.18
4. Aluminum Corporation (SH.601600)	6,077	39	40	79	2.74	6	149x	N/A
5. CITIC Securities (SH.600030)	6,425	32	47	79	2.73	24	11x	3.08
6. Jiangsu Hengrui Medicine (SH.600276)	3,978	41	36	77	2.68	14	41x	0.21
7. Industrial Bank (SH.601166)	11,117	34	36	70	2.42	44	6x	4.00
8. China Merchants Bank (SH.600036)	10,751	36	32	67	2.34	54	7x	3.94
9. Jiangsu Changjiang (SH.600584)	5,542	17	43	61	2.10	3	650x	0.05
10. Inner Mongolia Yili (SH.600887)	3,371	15	44	59	2.06	15	21x	2.70

Top 10 HK Stocks by Total Buy & Sell Trade Value in Southbound

Stock Name / Stock Code	Average Trade Size (US\$)	Buy Trade Value (US\$ m)	Sell Trade Value (US\$ m)	Total Trade Value (US\$ m)	% of Total Trade Value	Market Cap (US\$ bn)	*P/E Ratio	Dividend Yield (%)
1. CCB (HK.939)	35,383	749	39	789	14.02	159	5x	6.38
2. HSBC (HK.5)	35,589	735	20	755	13.43	121	9x	8.36
3. ICBC (HK.1398)	27,852	629	37	665	11.83	48	5x	6.41
4. Tencent (HK.700)	25,648	209	16	226	4.01	214	48x	0.27
5. China Petroleum (HK.386)	12,350	159	10	169	3.01	18	18x	3.22
6. China Merchants Bank (HK.3968)	9,264	123	23	145	2.58	10	6x	4.67
7. Bank of China (HK.3988)	14,474	101	12	113	2.00	33	5x	6.70
8. ABC (HK.1288)	10,698	66	40	106	1.89	11	4x	6.89
9. China CITIC Bank (HK.998)	7,150	83	12	95	1.69	9	4x	5.33
10. Fullshare Holdings (HK.607)	17,272	67	20	87	1.55	7	33x	0.35

*Historical P/E Ratio

Source: SSE & HKEX as of 30 Jun 2016, Trade Value for 20 Jun-30 Jun 2016

July & August 2016 Trading Calendar

July 2016						
Mon	Tue	Wed	Thu	Fri	Sat	Sun
				* 1	2	3
■ 4	■ 5	■ 6	■ 7	■ 8	9	10
■ 11	■ 12	■ 13	■ 14	■ 15	16	17
■ 18	■ 19	■ 20	■ 21	■ 22	23	24
■ 25	■ 26	■ 27	■ 28	■ 29	30	31

* Hong Kong Public Holiday (Market Close for Northbound & Southbound Trading)
■ Two-way (Northbound & Southbound) Trading

August 2016						
Mon	Tue	Wed	Thu	Fri	Sat	Sun
■ 1	■ 2	■ 3	■ 4	■ 5	6	7
■ 8	■ 9	■ 10	■ 11	■ 12	13	14
■ 15	■ 16	■ 17	■ 18	■ 19	20	21
■ 22	■ 23	■ 24	■ 25	■ 26	27	28
■ 29	■ 30	■ 31				

■ Two-way (Northbound & Southbound) Trading

Source: SSE click [here](#) (Chinese version only), HKEX click [here](#)

July 2016 Significant Economic News/Data

July 2016

10/07/2016	<ul style="list-style-type: none"> • CN: CPI YoY • CN: Money Supply M0/M1/M2 YoY • CN: New RMB Loans 	19/07/2016	<ul style="list-style-type: none"> • HK: Unemployment Rate
13/07/2016	<ul style="list-style-type: none"> • CN: Trade Balance • CN: Exports YoY • CN: Imports YoY 	20/07/2016	<ul style="list-style-type: none"> • CN: Conference Board China June Leading Economic Index
15/07/2016	<ul style="list-style-type: none"> • CN: Industrial Production YTD YoY • CN: Retail Sales YTD YoY • CN: GDP YTD YoY 	21/07/2016	<ul style="list-style-type: none"> • HK: CPI Composite YoY
17/07/2016	<ul style="list-style-type: none"> • HK: Composite Interest Rate 		

Note: CN – China, HK – Hong Kong

For More Information on
Shanghai – Hong Kong Stock Connect

Visit: www.hkex.com.hk/chinaconnect

Email: info@hkex.com.hk

Newsletter: [Previous Issues](#)

News Release: [17 Nov 2015](#)

Disclaimer

This newsletter is for information only and does not constitute legal or tax advice. Investors should exercise caution when dealing in securities which are eligible for trading under Shanghai-Hong Kong Stock Connect. Hong Kong Exchanges and Clearing Ltd and its subsidiaries shall not be liable for any loss or damage incurred or suffered by any person arising from the use of or reliance on this newsletter.



List of China Connect Exchange Participants

ABCI Securities Company Limited	Emperor Securities Limited	Mega Securities (Hong Kong) Company Limited
Astrum Capital Management Limited	Essence International Securities (Hong Kong) Limited	Merrill Lynch Far East Limited
Barclays Capital Asia Limited	Ever-Long Securities Company Limited	Mirae Asset Wealth Management (HK) Limited
BNP Paribas Securities (Asia) Limited	Finet Securities Limited	Morgan Stanley Hong Kong Securities Limited
BOCI Securities Limited	First Shanghai Securities Limited	National Resources Securities Limited
BOCOM International Securities Limited	First Worldsec Securities Limited	Noble Securities Company Limited
Bright Smart Securities International (H.K.) Limited	Fosun Hani Securities Limited	OCBC Wing Hang Shares Brokerage Co. Limited
Caitong International Securities Co., Limited	Founder Securities (Hong Kong) Limited	Orient Securities (Hong Kong) Limited
Cathay Securities (Hong Kong) Limited	Freeman Securities Limited	Phillip Securities (Hong Kong) Limited
CCB International Securities Limited	Fubon Securities (Hong Kong) Limited	Po Sang Futures Limited
Celestial Securities Limited	Fulbright Securities Limited	President Securities (Hong Kong) Limited
CF Securities Limited	Get Nice Securities Limited	Prudential Brokerage Limited
Changjiang Securities Brokerage (HK) Limited	GF Securities (Hong Kong) Brokerage Limited	Quam Securities Company Limited
Chief Securities Limited	Goldman Sachs (Asia) Securities Limited	Realink Financial Trade Limited
China Everbright Securities (HK) Limited	Grand Cartel Securities Company Limited	Reorient Capital Markets Limited
China Galaxy International Securities (Hong Kong) Co., Limited	Grand China Securities Limited	RHB Securities Hong Kong Limited
China Industrial Securities International Brokerage Limited	Guodu Securities (Hong Kong) Limited	Riche Bright Securities Limited
China International Capital Corporation Hong Kong Securities Limited	GuoKing (HK) Securities & Futures Co., Limited	Sanford C. Bernstein (Hong Kong) Limited
China Investment Securities International Brokerage Limited	Guosen Securities (HK) Brokerage Company, Limited	SG Securities (HK) Limited
China Merchants Securities (HK) Co., Limited	Guotai Junan Securities (Hong Kong) Limited	Shacom Securities Limited
China Securities (International) Brokerage Company Limited	Guoyuan Securities Brokerage (Hong Kong) Limited	Shenwan Hongyuan Securities (H.K.) Limited
Chong Hing Securities Limited	Haitong International Securities Company Limited	Sino Grade Securities Limited
Chow Sang Sang Securities Limited	Hang Seng Securities Limited	Sinolink Securities (Hong Kong) Company Limited
Christfund Securities Limited	HGNH International Securities Co., Limited	SinoPac Securities (Asia) Limited
CIMB Securities Limited	Hong Kong International Securities Limited	South China Securities Limited
Cinda International Securities Limited	HSBC Broking Securities (Hong Kong) Limited	Southwest Securities (HK) Brokerage Limited
Citadel Securities (Hong Kong) Limited	HSBC Securities Brokers (Asia) Limited	Sun Hung Kai Investment Services Limited
CITIC Securities Brokerage (HK) Limited	Huatai Financial Holdings (Hong Kong) Limited	Susquehanna Hong Kong Limited
Citigroup Global Markets Asia Limited	I-Access Investors Limited	Taifair Securities Limited
CLSA Limited	ICBC (Asia) Securities Limited	Taiping Securities (HK) Co Limited
CM Securities (Hongkong) Company Limited	ICBC International Securities Limited	Toyo Securities Asia Limited
CMB International Securities Limited	Instinet Pacific Limited	Tung Shing Securities (Brokers) Limited
CNI Securities Group Limited	Interactive Brokers Hong Kong Limited	Tung Tai Securities Company Limited
Core Pacific - Yamaichi International (H.K.) Limited	J.P. Morgan Broking (Hong Kong) Limited	UBS Securities Hong Kong Limited
Credit Suisse Securities (Hong Kong) Limited	Jefferies Hong Kong Limited	UOB Kay Hian (Hong Kong) Limited
Crosby Securities Limited	JTI Securities Limited	Upbest Securities Company Limited
CSC Securities (HK) Limited	KGI Securities (Hong Kong) Limited	Victory Securities Company Limited
Daewoo Securities (Hong Kong) Limited	Kim Eng Securities (Hong Kong) Limited	Well Link Securities Limited
Dah Sing Securities Limited	Kingston Securities Limited	Win Wind Securities Limited
DBS Vickers (Hong Kong) Limited	Kuentai Securities (Kam Ngan) Company Limited	Wocom Securities Limited
Deutsche Securities Asia Limited	Luk Fook Securities (HK) Limited	Yuanta Securities (Hong Kong) Company Limited
Dongxing Securities (Hong Kong) Company Limited	Macquarie Capital Limited	Yue Xiu Securities Company Limited
East Asia Securities Company Limited	Malahon Securities Limited	Zhongtai International Securities Limited
Eclipse Options (HK) Limited	Masterlink Securities (Hong Kong) Corporation Limited	

Total: 131 China Connect Exchange Participants (as of 7 Jul 2016)

The list has been published: click [here](#)



List of Trade-through Exchange Participants

Asia-Pac Securities Limited	Halcyon Securities Limited	Prominence Financials Limited
Audrey Chow Securities Limited	Hantec Group International Finance Limited	Reorient Financial Markets Limited
Baili Securities Company Limited	Hantec Securities Co. Limited	Resources Securities Limited
BMI Securities Limited	Head & Shoulders Securities Limited	Rifa Securities Limited
Boom.com Limited	Hing Wai Allied Securities Limited	Sheng Yuan Securities Limited
Brilliant Norton Securities Company Limited	Ho Fung Shares Investment Limited	South Ocean Securities Limited
Business Securities Limited	Japan Asia Securities Limited	SPS Securities Limited
Capitec Securities Limited	Jimei Securities Limited	Stockwell Securities Limited
CES Capital International (Hong Kong) Co., Limited	JS Cresvale Securities International Limited	Success Securities Limited
China Demeter Securities Limited	Jun Yang Securities Company Limited	Sun International Securities Limited
China System Securities Limited	Kaiser Securities Limited	Tai Tak Securities (Asia) Limited
China Yinsheng Securities Limited	KCG Securities Asia Limited	Taiwan Concord Capital Securities (Hong Kong) Limited
Delta Asia Securities Limited	Ko's Brother Securities Company Limited	Telecom Digital Securities Limited
Delta Wealth Securities Limited	Lei Shing Hong Securities Limited	Treasure Securities Limited
First Capital Securities Limited	Lippo Securities Limited	VC Brokerage Limited
Formax Securities Limited	Marigold International Securities Limited	Win Fung Securities Limited
Forwin Securities Group Limited	Mason Securities Limited	Win Wong Securities Limited
FP Sino-Rich Securities & Futures Limited	Oriental Patron Securities Limited	Wing Fung Securities Limited
Gary Cheng Securities Limited	Pacific Foundation Securities Limited	Wing Lung Securities Limited
Geminis Securities Limited	Partners Capital Securities Limited	Wintech Securities Limited
Genting Securities Limited	PC Securities Limited	Wintone Securities Limited
GLS Securities Limited	Ping An of China Securities (Hong Kong) Company Limited	Wo Fung Securities Company Limited
Grand Investment (Securities) Limited	Po Kay Securities & Shares Company Limited	Yicko Securities Limited
GT Capital Limited	Prestige Securities Limited	

Total: 71 Trade-through Exchange Participants (as of 7 Jul 2016)

The list has been published: click [here](#)