

Guidelines for Setting up the Access to ECP via HKEX Access Management Portal

A. Create Users and Assign Functions to User (by DAs)

Steps:

1. Access HKEX Access Management Portal through <https://connect.hkex.com.hk>.
2. Login to Access Management Portal and click MANAGE ACCESS RIGHTS.

The screenshot shows the HKEX Access Management Portal interface. The left sidebar contains a navigation menu with 'Manage Access Rights' highlighted in red. The main content area displays a 'Testing' section with a table of tasks (currently empty) and a 'HKEK CALENDAR' for April 2023. Other sections include 'WHAT'S ON' and 'RESOURCE AREA'.

3. Go to MANAGE, then click USERS.

The screenshot shows the HKEX Access Management Portal interface with the 'MANAGE' button highlighted in red in the top navigation bar.

Dashboard

The screenshot shows the 'Dashboard' page in the HKEX Access Management Portal. It features a table with columns for TaskID, Description, Date, and Status. The table is currently empty.

4. DA can view the list of users (if any) for the company he/she manages.

The screenshot shows the HKEX Access Management Portal interface with the 'MANAGE' button highlighted in red in the top navigation bar.

Users

The screenshot shows the 'Users' page in the HKEX Access Management Portal. It features a table with columns for Name, Internal/External, Employee Type, Company, and Status. The table contains two rows of user data.

NAME	INTERNAL/ EXTERNAL	EMPLOYEE TYPE	COMPANY	STATUS
<input type="checkbox"/> ecp_e4au1_0000_b CT	External	Admin,Business	ECP Testing Comp 0000	Active
<input type="checkbox"/> ecp_e4au2_0000_b CT	External	Admin,Business	ECP Testing Comp 0000	Active

- DA (Maker) click on +CREATE USER to create users by entering the details of the new user. The email must be correct and it will be the new user's Access Management Portal Login User ID.
Create User

Details
Roles

First Name

new

Last Name

user

Company

ECP Testing Comp 0000 x

Title (optional)

Email

nu@ecpcomp0000.com

Team Email (optional)

Contact Number

12345678

Employee Type

Admin

Business

Internal/External

Internal

External

User Status

Active

Inactive

- Once the company is entered, the Roles tab will appear. This allows DA to assign EU functions to the new user. Please refer to [List of ECP Functions](#) for the list of business functions. Click CREATE to submit the request.

User

CANCEL
CREATE

Details
Roles

User should have at least one role

ADD MORE COMPANIES

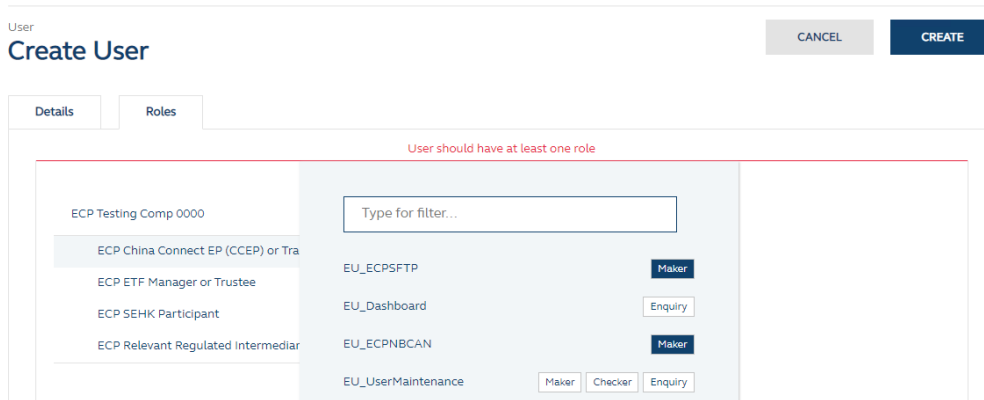
ECP Testing Comp 0000
—

ECP China Connect EP (CCEP) or Trade-through EP (TTEP)

ECP ETF Manager or Trustee

ECP SEHK Participant

ECP Relevant Regulated Intermediaries



7. DA (Checker) will receive an email notification on maker's request.

8. Checker can login to Access Management Portal and via **MANAGE ACCESS RIGHTS**, the request will appear on the access management dashboard.

Dashboard



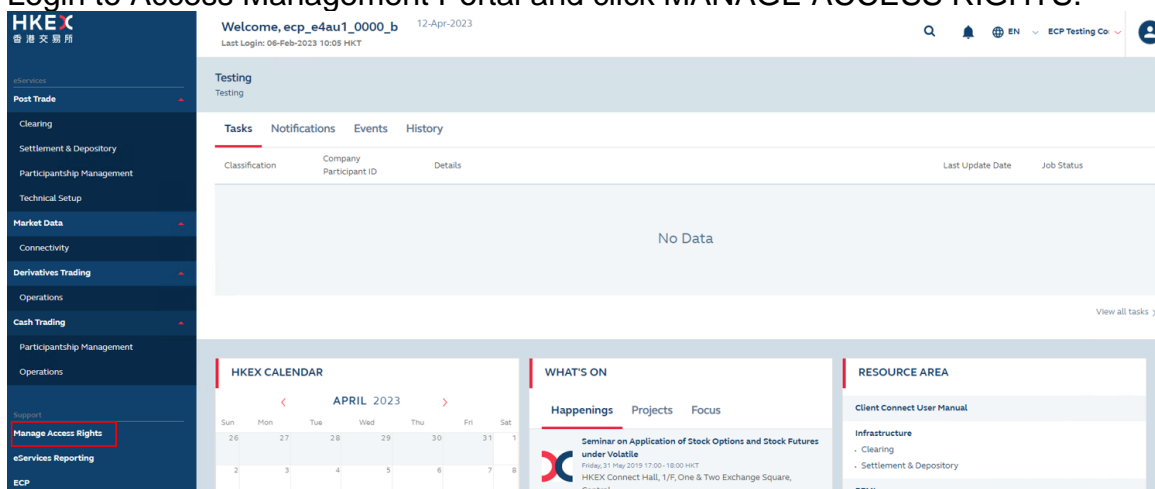
9. Checker can approve the request at the task list.

10. Once Access Management Portal account is created, user would receive an email notification containing instructions to set up password to access "Access Management Portal".

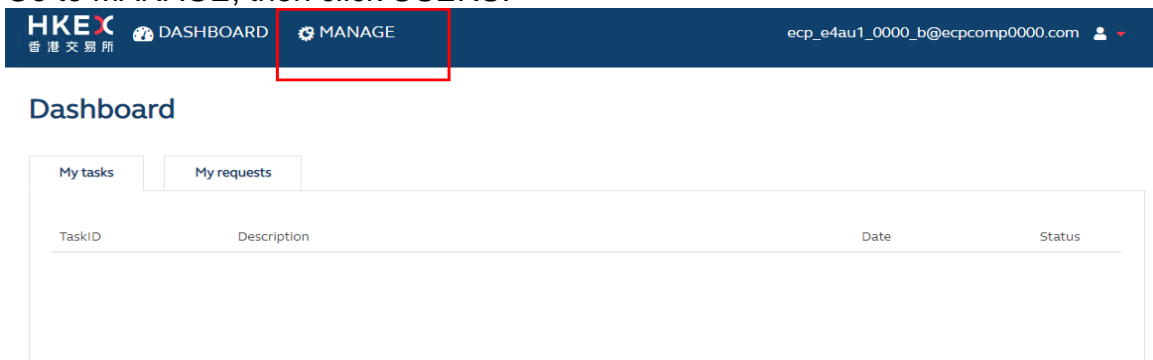
B. Edit Users and Assign Functions to User (by DAs)

Steps:

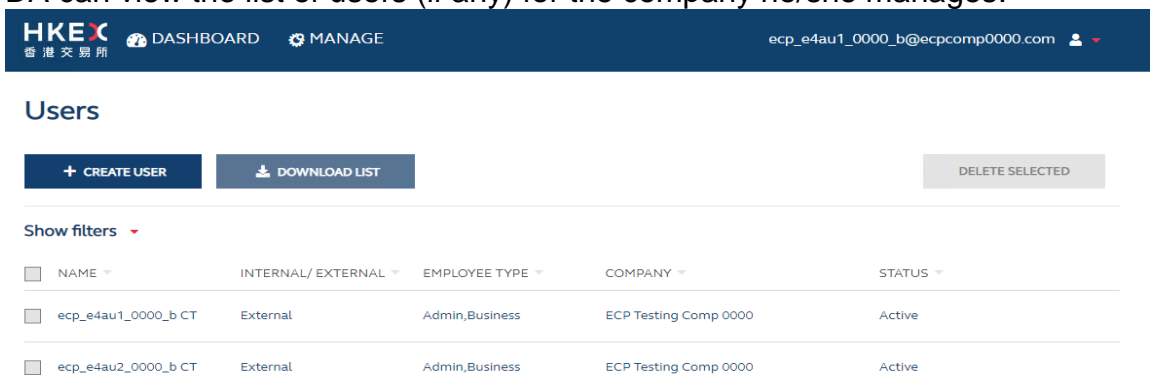
1. Access HKEX Access Management Portal though <https://connect.hkex.com.hk>.
2. Login to Access Management Portal and click **MANAGE ACCESS RIGHTS**.



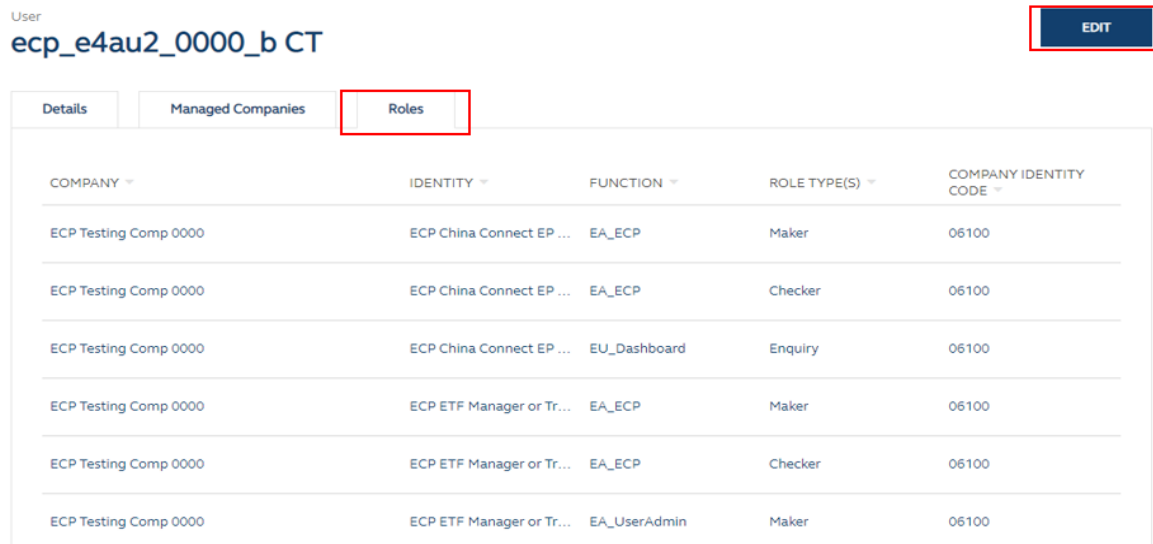
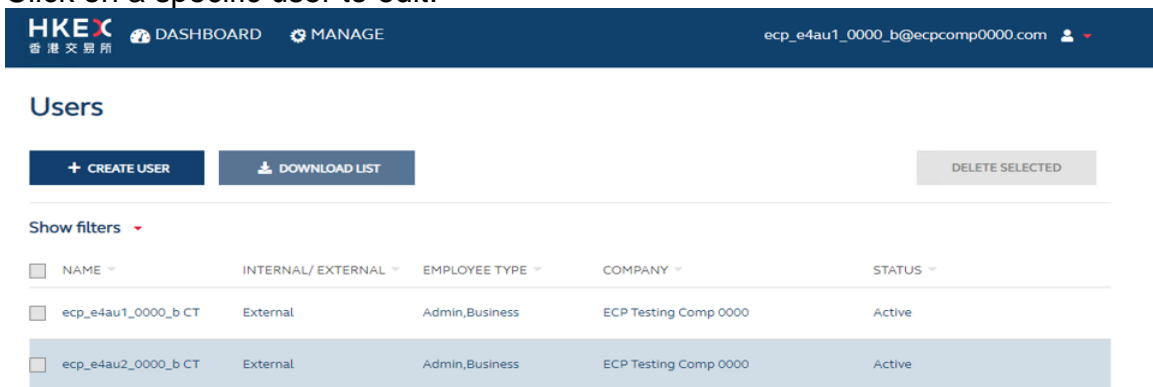
3. Go to MANAGE, then click USERS.



4. DA can view the list of users (if any) for the company he/she manages.



5. Click on a specific user to edit.



- Assign EU functions to the new user. Please refer to [List of ECP Functions](#) for the list of business functions. Click CREATE to submit the request.

Edit Roles
ecp_e4au2_0000_b CT CANCEL SUBMIT

[ADD MORE COMPANIES](#)

ECP Testing Comp 0000 —

ECP China Connect EP (CCEP) or Trade-through EP (TTEP)

ECP ETF Manager or Trustee

ECP SEHK Participant

ECP Relevant Regulated Intermediaries

Edit Roles
ecp_e4au2_0000_b CT CANCEL SUBMIT

ECP Testing Comp 0000

Type for filter...

ECP China Connect EP (CCEP) or Tra Maker

ECP ETF Manager or Trustee Enquiry

ECP SEHK Participant Maker

ECP Relevant Regulated Intermediar Maker Checker Enquiry

EU_ECPSFTP

EU_Dashboard

EU_ECPNBCAN

EU_UserMaintenance

- DA (Checker) will receive email notification on maker's request.
- Checker can login to Access Management Portal and via **MANAGE ACCESS RIGHTS**, the request will appear on the access management dashboard.

Dashboard

My tasks

TaskID	Description	Date	Status
140799	CREATE USER		REJECT APPROVE

- Checker can approve the request at the task list.

For the details of user management in Access Management Portal, please refer to the [Access Management User Guide](#). If new DAs are required, please complete [ECP User Types and Delegated Administrator Rights Application / Maintenance Form](#) and submit to the Exchange.

List of ECP Functions

Below table lists all available business functions of ECP under each identity in Access Management Portal. EPs should arrange their DAs to grant the corresponding functions of ECP to their business users according to their required submission and download functions in ECP. To use SFTP service in ECP, please be reminded to grant EU_ECPSFTP function in addition to the required business functions.

User Type	Identity Name	Business Function ID	Description
SEHK Participant	ECP SEHK Participant	EU_ECPSD	➤ For stamp duty relevant officers to submit SD-1, SD-4, SD-6 and SD-6A to the respective folders
		EU_ECPTO	➤ For Trading Operations to 1) download Files/Notice and 2) submit Reports and Questionnaire
		EU_ECPMM	➤ For Securities Market Maker to receive Market Making Obligation (MMO) reports
		EU_ECPSFTP	➤ For users to use ECP SFTP Service
China Connect Exchange Participants/ Trade-through Exchange Participants	ECP China Connect EP (CCEP) or Trade-through EP (TTEP)	EU_ECPNBCAN	➤ For operations in Northbound Investor ID Model
		EU_ECPSFTP	➤ For users to use ECP SFTP Service
HKFE Participant	ECP HKFE Participant	EU_ECPDO	➤ For operations in Derivatives Market (HKFE products)
		EU_ECPSFTP	➤ For users to use ECP SFTP Service
Options Exchange Participant of SEHK	ECP Options Exchange Participant of SEHK	EU_ECPSO	➤ For operations in Derivatives Market (stock options)
		EU_ECPSFTP	➤ For users to use ECP SFTP Service
Exchange Traded Products related users (ETP Issuers, Designated Specialists, Securities Market Maker)	ECP Designated Specialists	EU_ECPDS	➤ For Designated Specialist to receive MMO reports
		EU_ECPSFTP	➤ For users to use ECP SFTP Service
	ECP ETP Issuers	EU_ECPPF	➤ For ETP Issuer to receive MMO reports
		EU_ECPSFTP	➤ For users to use ECP SFTP Service
Large Open Position Reporting users	ECP Transaction Originator in Large Open Position reporting	EU_ECPLT	➤ For users to submit LOP reporting for Transaction Originator
		EU_ECPST	➤ For users to submit LOP reporting for Transaction Originator for Stock Options
		EU_ECPSFTP	➤ For users to use ECP SFTP Service
	ECP Beneficial Identity in Large Open Position reporting	EU_ECPLB	➤ For users to submit LOP reporting for Beneficial Identity
		EU_ECPSB	➤ For users to submit LOP reporting for Beneficial Identity for Stock Options
		EU_ECPSFTP	➤ For users to use ECP SFTP Service
HKSCC General Clearing	ECP HKSCC General Clearing Participant	EU_ECPSI	➤ For users to receive Morning SI Message for Northbound Trading

User Type	Identity Name	Business Function ID	Description
Participant	user	EU_ECPSAG	➤ For users to submit Self-Attestation of Compliance Questionnaire (General Clearing Participants)
		EU_ECPSFTP	➤ For users to use ECP SFTP Service
HKSCC Custodian Participant	ECP HKSCC Custodian Participant user	EU_ECPSAC	➤ For users to submit Self-Attestation of Compliance Questionnaire (Custodian Participants)
		EU_ECPSFTP	➤ For users to use ECP SFTP Service
Relevant Licensed or Registered Person	ECP Relevant Regulated Intermediaries	EU_ECCHKIDR	➤ For operations in Hong Kong Investor ID Regime (HKIDR)
		EU_ECPSFTP	➤ For users to use ECP SFTP Service