

Form Filling Guide

Monthly Return e-Form for Equity Issuers and Hong Kong Depositary Receipts listed under Chapter 19B of the Exchange Listing Rules

General points to note

- Issuers would need to download Adobe Acrobat Reader DC on a PC for viewing and completing the e-Forms. Mobile devices such as tablets and mobile phones are not supported.
- Issuer must complete both English and Chinese versions of this e-Form. Please use traditional Chinese characters when completing the Chinese version of this e-Form. When the Issuer inputs a non-text field in any one language, the corresponding field in the other language will be auto-filled.



Roll to next month

Monthly Return for Equity Issuer and Hong Kong Depository Receipts listed under Chapter 19B of the Exchange Listing Rules on Movements in Securities

For the month ended: 30 April 2021

Status: New Submission

To : Hong Kong Exchanges and Clearing Limited

Name of Issuer:

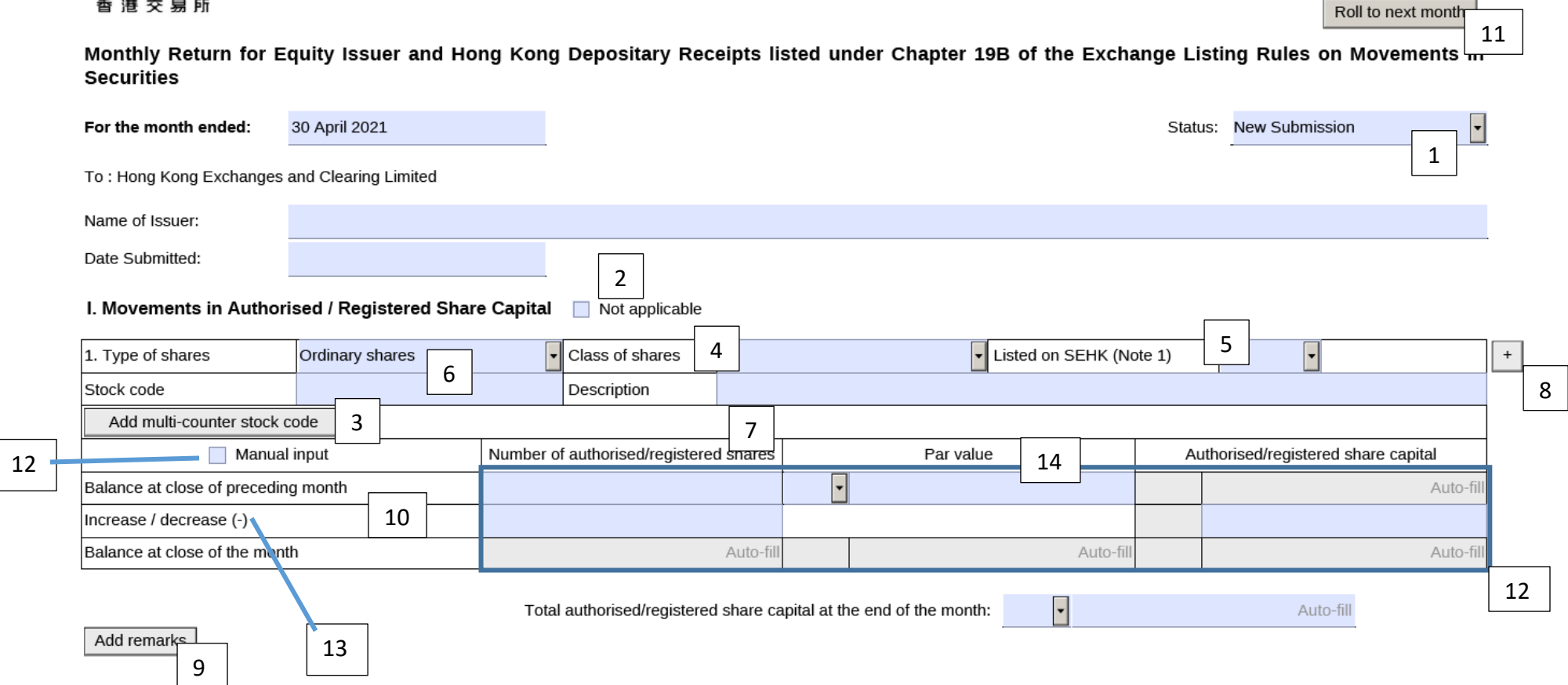
Date Submitted:


I. Movements in Authorised / Registered Share Capital Not applicable

1. Type of shares	Ordinary shares	Class of shares	Listed on SEHK (Note 1)			+
Stock code	Description					
Add multi-counter stock code						
<input type="checkbox"/> Manual input	Number of authorised/registered shares		Par value	Authorised/registered share capital		
Balance at close of preceding month				Auto-fill		
Increase / decrease (-)				Auto-fill		
Balance at close of the month	Auto-fill		Auto-fill	Auto-fill		

Total authorised/registered share capital at the end of the month: Auto-fill


Add remarks



1. For the field “Status”, Issuers should select:
 - (a) “New Submission” for first time submission of this e-Form.
 - (b) “Resubmission” if the Issuer wish to update any information on any previously published e-Form
2. Issuers may check the box “Not applicable” when any section in this e-Form is not applicable to the issuers. In this case, all fields under the relevant section will be left blank automatically.
3. If the Issuers’ securities are traded in multiple counters, input the multi-counter stock code and its trading currency (e.g. an issuer with stock code XXX may have a Renminbi counter with stock code 80XXX).
4. For Issuers with only one class of shares, they should select “Not applicable” from the dropdown list under “Class of shares”.
5. For Issuers with shares not listed on SEHK, such as A shares or domestic shares, Issuers should add a new table (see note 8 below) for each class of shares and fill-in the information in all fields applicable to such class of shares. Select “No” under the “Listed on SEHK” field to indicate that such shares are not listed on SEHK.
6. For WVR shares, Issuers should select “WVR ordinary shares” under the “Type of shares” field and add a new table (see note 8 below) for the WVR shares and fill-in the information in all fields applicable to the WVR shares.
7. If Issuers select “Other type” under the “Type of shares” field or “Other class” under the “Class of shares” field, Issuers should provide a detailed description of the type and/or class of shares in the “Description” field.
8. Issuers may click the  button to add new tables and new rows. For example, if Issuers are A + H Issuers, Issuers should add and complete two separate tables for their A-shares and H-shares.

If the additional tables or rows are insufficient for the Issuers to supplement all necessary information, Issuers may submit additional documents in PDF file format when uploading the e-Form through the ESS system.
9. Issuers may use the field “Add remarks” to supplement any information for each section.
10. For a newly listed issuer completing and submitting this e-Form for the first time and it was not yet listed on the last day of the preceding month, it should leave the “Balance at close of preceding month” field blank.

Roll to next month

11. Issuers can click the  button to roll-forward the information inputted under the “Balance at close of the month” field in the preceding month’s e-Form to the “Balance at close of the preceding month” in next month’s e-Form. Issuers are required to manually complete the “Increase / decrease (-) field each month.
12. All fields under the “Balance at close of the month” row (including the “Number of authorized/registered shares”, “Par value” and “Authorised/registered share capital” fields) will be auto-calculated after Issuers completed the fields under the “Balance at close of preceding month” and “Increase/decrease (-)” rows. The Issuers may also remove all auto-calculation and manually input the balances at close of the month by checking the box “Manual input”.
13. Issuers may input positive/negative number in the “Increase/decrease (-)” field. Issuers should input positive number when the number of authorised/registered shares and authorised/registered share capital increase, and negative number when they decrease.
14. If the number of authorised/registered shares and/or par value of the share is a fractional number, or if Issuers do not have any authorized/registered shares and/or par value of the share, Issuers can check the box “Manual input” and directly input all relevant details in the “Add remarks” field. In this case, all other fields under Section I should be left blank.

II. Movements in Issued Shares Not applicable

1. Type of shares	Ordinary shares	Class of shares	Listed on SEHK (Note 1)		+
Stock code	Description				
Add multi-counter stock code					
Balance at close of preceding month					
Increase / decrease (-)	15				
Balance at close of the month	Auto-fill				

Add remarks

15. For share subdivision or share consolidation or other similar corporate actions, Issuers can input the changes in issued shares in the “Increase / decrease (-)” field. Issuers should input positive number when the number of issued shares increases, and negative number when the number of issued shares decreases.

III. Details of Movements in Issued Shares

(A). Share Options (under Share Option Schemes of the Issuer) Not applicable

1. Type of shares issuable	Ordinary shares	Class of shares	Shares issuable to be listed on SEHK (Note 1)				+
Stock code of shares issuable (if listed on SEHK) (Note 1)							
Add multi-counter stock code							
Particulars of share option scheme	Number of share options outstanding at close of preceding month	Movement during the month	Number of share options outstanding at close of the month	No. of new shares of issuer issued during the month pursuant thereto (A)	No. of new shares of issuer which may be issued pursuant thereto as at close of the month	The total number of securities which may be issued upon exercise of all share options to be granted under the scheme at close of the month	
1).	22	16	23	21	18	17	
General Meeting approval date (if applicable)		Granted Exercised Cancelled Lapsed Others					
Add remarks		Total funds raised from exercise of options:	19 & 20				

16. Issuers can select the types of movement in share options in the dropdown list under the “Movement during the month”, and where necessary, click the button to add and complete new rows for each type of movement (i.e. granted, exercised, cancelled or lapsed) and/or share options (e.g. options with different grant date or exercise price).
17. Issuers should state the number of securities which may be issued upon exercise of all share options to be granted under the scheme pursuant to Rule 17.03(3) / GEM Rule 23.03(3).
18. Issuers should state the number of shares that may be issued under all outstanding options (i.e. vested but not yet exercised) as at the close of the month.
19. Issuers should select “Granted” to include options granted but **not yet accepted** by the grantee.
20. Issuers should select “Lapsed” to include options granted but **not accepted** by the grantee.
21. Issuers should input positive number when the number of issued shares increases (e.g. when options are exercised).
22. Issuers should state the opening balance for the number of outstanding shares options.
23. Issuers should state the closing balance for the number of outstanding shares options. The closing balance should be equal to the opening balance plus the number of share options granted during the month and minus the number of share options exercised, cancelled and/or lapsed during the month.

(B). Warrants to Issue Shares of the Issuer which are to be Listed Not applicable

1. Type of shares issuable		Ordinary shares	Class of shares	Shares issuable to be listed on SEHK (Note 1)				+	
Stock code of shares issuable (if listed on SEHK) (Note 1)									
Add multi-counter stock code									
Description of Warrants	Currency	Nominal value at close of preceding month	Movement during the month	Nominal value at close of the month	No. of new shares of issuer issued during the month pursuant thereto (B)	No. of new shares of issuer which may be issued pursuant thereto as at close of the month			
1).						Auto-fill		+	
Stock code of the Warrant (if listed on SEHK) (Note 1)									22
Subscription price									


Date of expiry	
General Meeting approval date (if applicable)	


Add remarks	24
-------------	----

24. Where applicable, Issuers should disclose the nominal value of warrants not exercised but expired during the month in the “Add remarks” section.

(E). Other Movements in Issued Share Not applicable


1. Type of shares issuable (Note 5 and 6)		Ordinary shares	Class of shares	Shares issuable to be listed on SEHK (Note 1, 5 and 6)			+	25
Stock code of shares issuable (if listed on SEHK) (Note 1, 5 and 6)								
Add multi-counter stock code								
Type of Issue	At price (if applicable)		Issue and allotment date (Note 5 and 6)	General Meeting approval date (if applicable)	No. of new shares of issuer issued during the month pursuant thereto (E)	No. of new shares of issuer which may be issued pursuant thereto as at close of the month		
	Currency	Amount					+	25
1).							+	25
Ad	<ul style="list-style-type: none"> Rights issue Open offer Placing/Subscription Bonus issue Scrip dividend Repurchase of shares Redemption of shares Consideration issue Capital reorganisation 	27 & 28						
						26		

25. Issuers can select the appropriate type of issue in the dropdown list under “Type of Issue”, and click the  button to add new rows if there is more than one type of issue during the month.
26. This refers to the number of new shares which may be issued pursuant to the corporate action described in the “Type of Issue” field and may not be applicable in every case. If there is no new issued shares, please leave it blank.
27. If Issuers select “Repurchase of shares” under the “Type of Issue”, they should input the information relating to the shares repurchased as follows:
- a. In the “Issue and allotment date” field, Issuers should input the date of cancellation of the shares repurchased
 - b. In the “No. of new shares of issuer issued during the month pursuant thereto (E)” field, Issuers should input the number of shares cancelled during the month as a negative number
 - c. In the “No. of new shares of issuer which may be issued pursuant thereto as at close of the month” field, Issuers should state the number of shares repurchased during the current month or in preceding month(s) but yet to be cancelled as at the end of the current month as a negative number



Where shares were cancelled on multiple dates, Issuers should fill in all relevant information regarding the cancellation taken place on the same date in a separate row by clicking the  button.

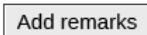
28. If Issuers select “Redemption of shares” under the “Type of Issue”, they should input the information relating to the shares redeemed as follows:

- a. In the “Issue and allotment date” field, Issuers should input the date of redemption
- b. In the “No. of new shares of issuer issued during the month pursuant thereto (E)” field, Issuers should input the number of shares cancelled during the month as a negative number
- c. In the “No. of new shares of issuer which may be issued pursuant thereto as at close of the month” field, Issuers should state the number of shares redeemed during the current month or in preceding month(s) but yet to be cancelled as at the end of the current month as a negative number

Where shares were redeemed on multiple dates, Issuers should fill in all relevant information in a separate row by clicking the  button.

IV. Information about Hong Kong Depositary Receipt (HDR) Not applicable

1. Stock code				Description					
HDR ratio	100	HDR(s) to	1	share(s)					
		Approved for Listing			Issued HDR				
		No. of HDR (F)	No. of shares represented by HDR		No. of HDR (G)		No. of shares represented by HDR		
Balance at close of preceding month									
Increase / decrease (-)									
Balance at close of the month		Auto-fill	Auto-fill		Auto-fill		Auto-fill		
Headroom (F) – (G)		Auto-fill							



29. Issuers can input the ratio representing the number of HDR(s) to the number of shares.