

市場概況

主板

概況	2007年 第3季	2006年 第3季
上市公司數目	1,018	954
上市證券數目	4,656	2,812
股份		
普通股	1,019	955
優先股	3	2
認股權證	3,371	1,634
股份	27	28
衍生	3,344	1,606
股票掛鈎票據	0	0
牛熊證	62	35
單位信託及互惠基金	26	13
債券	175	173
非上市可交易股份數目		
Nasdaq 股份	7	7
iShares	2	2
交易日數	63	65
總成交金額(百萬港元)	6,102,056.58	1,697,768.69
總成交股數(百萬股)	5,341,641.36	2,389,491.37
總成交宗數(宗數)	42,673,061	12,821,829
上市公司市價總值(百萬港元)	19,904,015.04	10,525,904.43
平均市盈率(倍)	22.30	13.88
平均週息率(百分率)	2.24	2.72
交易所參與者數目		
— 開業	433	425
— 非開業	39	42
成交金額(百萬港元)		
最高	148,575.52 (28/09)	50,283.66 (22/09)
最低	53,269.11 (14/08)	17,926.10 (24/07)
成交股數(百萬股)		
最高	105,806.66 (01/08)	51,302.66 (20/09)
最低	62,111.25 (10/08)	25,250.41 (26/07)
總成交宗數(宗數)		
最高	896,207 (17/08)	321,219 (22/09)
最低	398,246 (14/08)	137,597 (24/07)

市場概況

創業板

概況	2007年第3季	2006年第3季
上市公司數目	192	198
上市證券數目	195	198
股份	192	198
認股權證	3	0
交易日數	63	65
總成交金額(百萬港元)	54,559.24	8,747.10
總成交股數(百萬股)	82,203.85	11,928.68
總成交宗數(宗數)	1,108,134	234,288
上市公司市價總值(百萬港元)	150,850.17	77,829.34
平均市盈率(倍)	42.69	19.32
平均週息率(百分率)	0.73	2.43
成交金額(百萬港元)		
最高	1,770.81 (12/07)	757.30 (25/09)
最低	376.99 (06/09)	69.15 (29/08)
成交股數(百萬股)		
最高	2,119.10 (11/07)	682.12 (06/09)
最低	619.27 (06/09)	85.70 (08/08)
總成交宗數(宗數)		
最高	29,594 (10/07)	24,070 (25/09)
最低	9,628 (06/09)	2,026 (14/07)

市場概況

衍生產品市場

概況	2007年第3季	2006年第3季
所有期貨及期權產品(股票期權除外)		
交易日數	63.0	65.0
總合約成交量	12,466,076	6,234,239
股市指數產品	12,375,973	6,195,437
股票產品	84,580	35,930
利率產品	5,523	2,872
平均每日合約成交量	197,874	95,911
季末未平倉合約	682,665	442,823
股市指數產品	668,092	438,541
股票產品	8,596	3,163
利率產品	5,977	1,119
股票期權		
新開辦期權類別	3	1
股票期權數目(於季末數目)		
類別	47	42
系列	5,276	3,208
期權金總額(百萬港元)	29,463.30	4,248.66
認購	16,771.87	2,300.43
認沽	12,691.44	1,948.22
平均每日期權金總額(百萬港元)	467.67	65.36
總合約成交量	15,128,231	4,344,327
認購	7,408,764	1,850,338
認沽	7,719,467	2,493,989
平均每日合約成交量	240,131	66,836
季末未平倉合約	5,435,153	1,675,179
認購	2,337,035	771,138
認沽	3,098,118	904,041
總成交宗數	339,530	94,741
平均每日成交宗數	5,389	1,458
已行使合約總數	1,852,965	630,904
每張合約平均期權金(港元)	1,948	978
每宗交易平均合約數目	45	46
認沽數量／認購數量	1.04	1.35
平均每日合約成交量／未平倉合約	4.4%	4.0%
所有期貨及期權產品		
總合約成交量	27,594,307	10,578,566
季末未平倉合約	6,117,818	2,118,002

市場概況

結算及交收

中央結算系統營運資料	2007年第3季	2006年第3季
經中央結算系統處理之聯交所交易(每日平均數)		
— 交易宗數	694,934	200,860
— 交易金額(十億港元)	97.7	26.3
— 涉及股數(十億股)	86.1	36.9
經中央結算系統處理的交收指示(每日平均數)		
— 交收指示數目	72,843	31,422
— 交收指示涉及金額(十億港元)	212.4	65.1
— 涉及股數(十億股)	51.6	17.1
經中央結算系統處理的投資者交收指示(每日平均數)		
— 交收指示數目	1,033	531
— 交收指示涉及金額(百萬港元)	452.3	171.8
— 涉及股數(百萬股)	129.2	67.1
以「持續淨額交收」的股份數額於到期交收日(T+2)的交收效率(每日平均數)	99.61	99.81
以「持續淨額交收」的股份數額於到期交收翌日(T+3)的交收效率(每日平均數)	99.97	99.98
在T+3日進行補購(每日平均數)		
— 涉及經紀數目	22	8
— 補購宗數	26	8
— 補購涉及金額(百萬港元)	21.6	2.5
存放於中央結算系統證券存管處的股份		
— 股數(十億股)	2,564.0	1,478.2
— 獲納入系統的證券佔已發行股本總數的百分比	69.00	57.00
— 股份價值(十億港元)	10,006.5	4,100.3
— 獲納入系統的證券佔市價總值的百分比	45.96	36.46
衍生產品結算及交收系統營運資料	2007年第3季	2006年第3季
季末未平倉合約		
— 股市指數期貨	218,652	184,606
— 股票期貨	8,596	3,163
— 利率期貨	5,977	1,119
— 股市指數期權	449,440	253,935
— 股票期權	5,435,153	1,675,179
累積行使股票期權		
— 涉及股數(百萬股)	1,622	542
— 涉及金額(十億港元)	54	18

主板 股份

股份成交

		股數 (百萬股)	金額 (百萬港元)	成交宗數
2006	第 3 季	287,112.52	1,232,024.38	8,440,107
	第 4 季	519,564.53	2,083,567.32	14,887,863
2007	第 1 季	935,083.58	2,537,962.63	20,382,757
	第 2 季	1,577,785.42	3,097,018.37	26,195,005
	第 3 季	1,058,315.84	4,831,375.67	33,825,488

股份交易統計

		交易日數	每日平均成交金額 (百萬港元)	平均每宗交易 成交金額
2006	第 3 季	65	18,954.22	145,973
	第 4 季	61	34,156.84	139,951
2007	第 1 季	62	40,934.88	124,515
	第 2 季	59	52,491.84	118,229
	第 3 季	63	76,688.50	142,832

主板 股份

20種升幅最大之股份

2007年第3季

順次	股份代號	股份	收市價		升幅
			2007年9月底	2007年6月底	
1	00476	CHINA ELEGANCE	2.780	0.440	531.82
2	01217	中國創新投資	1.740	0.310	461.29
3	00726	東南國際集團	1.260	0.280	350.00
4	02326	百靈達國際控股	6.000	1.680	257.14
5	00055	中大印刷	4.300	1.290	233.33
6	00745	榮康控股	2.700	0.830	225.30
7	00108	建懋國際	9.700	3.350	189.55
8	00115	鈞濠集團	0.375	0.130	188.46
9	00093	TERMBRAY IND	2.480	0.890	178.65
10	00056	聯合地產(香港)	2.590	0.976	A 165.37
11	02899	紫金礦業	12.080	4.600	162.61
12	00348	龍昌	0.940	0.363	A 158.95
13	00143	GLOBAL TECH	0.126	0.050	152.00
14	00731	森信紙業集團	1.880	0.750	150.67
15	00406	有利集團	1.740	0.710	145.07
16	02328	中國財險	15.120	6.370	137.36
17	01055	中國南方航空股份	12.080	5.260	129.66
18	01140	正奇投資	1.900	0.830	128.92
19	02883	中海油田服務	17.900	7.890	126.87
20	00218	申銀萬國	15.980	7.060	126.35

A 經調整

20種跌幅最大之股份

2007年第3季

順次	股份代號	股份	收市價		跌幅
			2007年9月底	2007年6月底	
1	00616	永義實業	0.142	2.800	-94.93
2	00048	聯洲國際	0.660	6.830	-90.34
3	00703	澤新遊樂	0.510	2.590	-80.31
4	00546	阜豐集團	0.700	1.920	-63.54
5	00166	新時代集團	0.710	1.900	-62.63
6	01179	美麗寶國際	5.200	13.680	-61.99
7	00335	美建集團	0.900	2.330	-61.37
8	00356	INCUTECH INVEST	0.710	1.830	-61.20
9	00318	黃河實業	0.530	1.340	-60.45
10	01222	WANG ON GROUP	0.207	0.510	-59.41
11	00901	萊福資本	0.231	0.535	A -56.82
12	00110	長遠電信	1.000	2.300	-56.52
13	00412	漢基控股	0.096	0.220	A -56.36
14	00897	位元堂	0.242	0.550	-56.00
15	00637	利記	1.400	3.180	-55.97
16	00491	漢傳媒	0.178	0.390	-54.36
17	02322	三和集團	3.800	8.000	-52.50
18	00768	開明投資	0.150	0.315	-52.38
19	00329	金龍集團(控股)	0.690	1.440	-52.08
20	00822	嘉瑞國際	0.610	1.250	-51.20

A 經調整

主板 股份

20種成交最活躍股份(金額)

2007年第3季

順次	股份代號	股份	成交金額(百萬港元)	佔市場百分比
1	02628	中國人壽	282,112.79	5.84
2	00941	中國移動	233,397.75	4.83
3	00005	滙豐控股	212,459.70	4.40
4	00857	中國石油股份	171,487.35	3.55
5	01398	工商銀行	166,415.34	3.44
6	00939	建設銀行	145,496.87	3.01
7	00388	香港交易所	137,314.66	2.84
8	03988	中國銀行	134,802.09	2.79
9	00386	中國石油化工股份	108,598.43	2.25
10	02600	中國鋁業	99,008.72	2.05
11	00883	中國海洋石油	86,513.33	1.79
12	01800	中國交通建設	85,056.45	1.76
13	02318	中國平安	73,105.47	1.51
14	00013	和記黃埔	71,049.12	1.47
15	00016	新鴻基地產	66,534.74	1.38
16	03328	交通銀行	63,755.72	1.32
17	02328	中國財險	62,867.27	1.30
18	00728	中國電信	61,357.33	1.27
19	01088	中國神華	61,125.27	1.27
20	00001	長江實業	59,862.49	1.24
總額			2,382,320.90	49.31

20種成交最活躍股份(股數)

2007年第3季

順次	股份代號	股份	成交股數(百萬股)	佔市場百分比
1	00261	中建科技國際	56,222.31	5.31
2	01398	工商銀行	34,210.09	3.23
3	03988	中國銀行	33,826.56	3.20
4	00193	冠中地產	27,284.63	2.58
5	00273	威利國際	24,267.67	2.29
6	00939	建設銀行	23,869.08	2.26
7	00412	漢基控股	16,854.54	1.59
8	00419	華億新媒體	15,703.57	1.48
9	00680	南海控股	15,172.67	1.43
10	00857	中國石油股份	14,447.09	1.37
11	00728	中國電信	13,168.02	1.24
12	00269	中國木業	12,965.17	1.23
13	00386	中國石油化工股份	12,943.08	1.22
14	00152	深圳國際	12,617.37	1.19
15	00985	中國科技	12,218.06	1.15
16	00355	世紀城市國際	12,032.71	1.14
17	00651	和成國際	10,867.42	1.03
18	01041	福邦控股	10,693.53	1.01
19	00202	國中控股	10,189.45	0.96
20	00279	民豐控股	10,090.69	0.95
總數			379,643.70	35.87

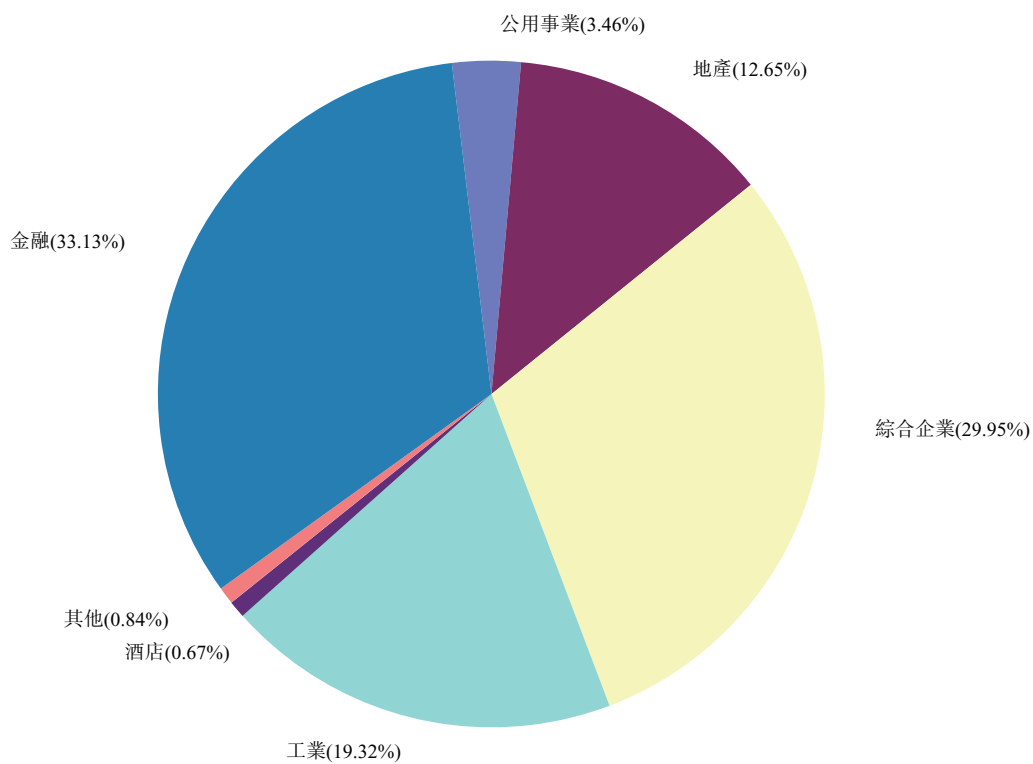
主板 股份

上市公司市價總值－主板

		百萬港元
2006	第3季	10,525,904.43
	第4季	13,248,820.50
2007	第1季	13,442,185.92
	第2季	15,704,493.89
	第3季	19,904,015.04

分類證券市價總值

季末數字



主板 股份

50間市價總值最大之上市公司

截至2007年第3季季末

順次	股份代號	公司	市價總值(百萬港元)	佔市場總值(%)
1	00941	中國移動有限公司	2,547,625.49	12.80
2	00005	滙豐控股有限公司	1,673,975.56	8.41
3	00939	中國建設銀行股份有限公司－H股	1,593,045.61	8.00
4	00883	中國海洋石油有限公司	568,093.03	2.85
5	01398	中國工商銀行股份有限公司－H股	452,657.94	2.27
6	02888	渣打集團有限公司	354,898.49	1.78
7	00013	和記黃埔有限公司	354,499.28	1.78
8	02628	中國人壽保險股份有限公司－H股	332,248.46	1.67
9	00016	新鴻基地產發展有限公司	326,430.17	1.64
10	03988	中國銀行股份有限公司－H股	316,244.25	1.59
11	00857	中國石油天然氣股份有限公司－H股	310,997.79	1.56
12	00001	長江實業(集團)有限公司	296,932.27	1.49
13	02318	中國平安保險(集團)股份有限公司－H股	275,310.06	1.38
14	00011	恒生銀行有限公司	264,025.48	1.33
15	00388	香港交易及結算所有限公司	254,046.28	1.28
16	00762	中國聯通股份有限公司	218,956.03	1.10
17	03328	交通銀行股份有限公司－H股	216,344.71	1.09
18	02007	碧桂園控股有限公司	216,279.20	1.09
19	02388	中銀香港(控股)有限公司	208,283.77	1.05
20	00386	中國石油化工股份有限公司－H股	162,938.54	0.82
21	01088	中國神華能源股份有限公司－H股	158,713.80	0.80
22	00330	思捷環球控股有限公司	152,143.41	0.76
23	02038	富士康國際控股有限公司	149,737.65	0.75
24	00101	恒隆地產有限公司	144,177.26	0.72
25	00019	太古股份有限公司	142,276.94	0.71
26	00906	中國網通集團(香港)有限公司	138,492.08	0.70
27	00688	中國海外發展有限公司	130,924.80	0.66
28	00002	中電控股有限公司	129,563.63	0.65
29	00066	地鐵有限公司	129,378.58	0.65
30	00012	恒基兆業地產有限公司	119,760.06	0.60
31	00144	招商局國際有限公司	115,855.26	0.58
32	00494	利豐有限公司	113,107.78	0.57
33	00003	香港中華煤氣有限公司	109,679.41	0.55
34	00267	中信泰富有限公司	109,675.73	0.55
35	02689	玖龍紙業(控股)有限公司	104,345.05	0.52
36	01898	中國中煤能源股份有限公司－H股	94,863.92	0.48
37	00836	華潤電力控股有限公司	94,174.31	0.47
38	00004	九龍倉集團有限公司	93,508.89	0.47
39	03968	招商銀行股份有限公司－H股	90,907.30	0.46
40	00700	騰訊控股有限公司	89,458.84	0.45
41	00083	信和置業有限公司	89,037.62	0.45
42	02600	中國鋁業股份有限公司－H股	88,147.64	0.44
43	01880	百麗國際控股有限公司	86,270.42	0.43
44	00006	香港電燈集團有限公司	86,224.17	0.43
45	00293	國泰航空有限公司	83,712.73	0.42
46	01800	中國交通建設股份有限公司－H股	81,820.20	0.41
47	00728	中國電信股份有限公司－H股	81,321.62	0.41
48	00683	嘉里建設有限公司	80,062.62	0.40
49	00017	新世界發展有限公司	79,827.85	0.40
50	00656	復星國際有限公司	79,310.00	0.40
總額			14,190,311.96	71.29
市場總額			19,904,015.04	100.00

主板 股份

賣空交易(金額)

		賣空交易 (百萬港元)	股份成交金額* (百萬港元)	佔股份成交 百分比
2006	第3季	86,732.08	1,240,771.48	6.99
	第4季	117,111.80	2,094,360.46	5.59
2007	第1季	173,109.51	2,557,016.51	6.77
	第2季	181,661.61	3,149,502.82	5.77
	第3季	385,530.24	4,885,927.33	7.89

* 包括主板及創業板數據

賣空交易(股數)

		賣空交易 (百萬股)	股份成交股數* (百萬股)	佔股份成交 百分比
2006	第3季	8,812.81	299,041.19	2.95
	第4季	11,242.28	532,840.17	2.11
2007	第1季	15,217.70	968,810.35	1.57
	第2季	16,158.38	1,655,012.40	0.98
	第3季	27,629.12	1,140,498.01	2.42

* 包括主板及創業板數據

新上市統計 - 公司

		新上市公司數目	集資金額(百萬港元)
2006	第3季	10	32,326.98
	第4季	24	194,465.98
2007	第1季	13	20,003.97
	第2季	19	78,065.11
	第3季	20	60,775.99

主板 股份

新上市公司

2007年第3季

股份代號	公司名稱	上市日期	已發行股數	集資金額 (百萬港元)
01813	合景泰富地產控股有限公司	2007/07/03	2,593,750,000	5,232.50
00658	中國高速傳動設備集團有限公司	2007/07/04	1,245,000,000	2,442.60
01155	星辰通信國際控股有限公司	2007/07/05	700,000,000	971.64
00722	達創科技股份有限公司	2007/07/06	1,196,800,000	1,622.88
01836	九興控股有限公司	2007/07/06	809,250,000	3,475.88
02020	安踏體育用品有限公司	2007/07/10	2,490,000,000	3,643.20
01997	峻凌國際控股有限公司	2007/07/10	1,000,000,000	420.00
03331	維達國際控股有限公司	2007/07/10	903,841,686	1,272.01
00569	中國自動化集團有限公司	2007/07/12	830,000,000	351.90
00825	新世界百貨中國有限公司	2007/07/12	1,686,145,000	2,710.02
00656	復星國際有限公司	2007/07/16	6,437,500,000	13,268.13
01832	時代零售集團有限公司	2007/07/16	873,990,000	1,012.35
00550	才庫媒體集團有限公司	2007/07/23	277,716,000	—
00826	天工國際有限公司	2007/07/26	419,500,000	950.82
00817	方興地產(中國)有限公司	2007/08/17	4,915,264,000	3,813.50
03823	德普科技發展有限公司	2007/09/06	600,000,000	195.00
03889	大成糖業控股有限公司	2007/09/20	1,000,000,000	612.00
01393	恒鼎實業國際發展有限公司	2007/09/21	2,060,000,000	4,712.70
03838	中國澱粉控股有限公司	2007/09/27	500,000,000	333.00
03377	遠洋地產控股有限公司	2007/09/28	4,475,540,000	13,735.88
總額				60,775.99

除牌上市公司

2007年第3季

股份代號	公司名稱	最後買賣日期	除牌日期
00389	泰興光學集團有限公司	2005/04/15	2007/07/09
00312	易通控股有限公司	2005/05/13	2007/07/27
00649	世茂國際控股有限公司	2007/07/17	2007/07/27
00065	盈科保險集團有限公司	2007/06/11	2007/08/15

主板 股份

公司名稱更改

2007年第3季

股份代號	原有名稱	新名稱	生效日期	採用日期
00366	陸氏實業(集團)有限公司	陸氏集團(越南控股)有限公司	2007/06/18	2007/07/05
00735	東成控股有限公司	中國電力新能源發展有限公司	2007/06/04	2007/07/09
00070	駿雷國際有限公司	海王集團有限公司	2007/06/20	2007/07/17
00395	亞洲鋳業有限公司	中國鋳業有限公司	2007/05/17	2007/07/23
02889	中國特鋼控股有限公司	中國鎳資源控股有限公司	2007/06/13	2007/07/26
00921	廣東科龍電器股份有限公司-H股	海信科龍電器股份有限公司-H股	2007/06/20	2007/07/26
00648	軟庫發展有限公司	中國仁濟醫療集團有限公司	2007/07/31	2007/08/03
00810	華寶(大中華)投資有限公司	華保亞洲發展有限公司	2007/06/15	2007/08/06
00362	大慶石油化工集團有限公司	中國天化工集團有限公司	2007/06/28	2007/08/06
00885	福方國際控股有限公司	福方集團有限公司	2007/06/29	2007/08/07
00402	明興控股有限公司	明興水務控股有限公司	2007/06/12	2007/08/08
00559	華藝銅業控股有限公司 #	華藝礦業控股有限公司	2007/08/03	2007/08/09
00835	匯保集團控股有限公司 #	匯寶集團控股有限公司	2007/07/19	2007/08/10
01227	中國金融產業投資基金有限公司	國盛投資基金有限公司	2007/07/05	2007/08/20
00628	浩基集團有限公司	多金控股有限公司	2007/08/01	2007/09/03
00413	南華工業有限公司	南華(中國)有限公司	2007/08/21	2007/09/05
00182	香港葯業集團有限公司	中國風電集團有限公司	2007/08/15	2007/09/14
00161	深圳中航實業股份有限公司-H股 #	深圳中航集團股份有限公司-H股	2007/08/08	2007/09/21
00305	俊山集團有限公司	俊山三菱汽車集團有限公司	2007/08/31	2007/09/25

* 祇改英文名稱

祇改中文名稱

主板 股份

紅股／紅利認股權證

2007年第3季

股份代號	公司	詳情	除淨日
00991	大唐國際發電股份有限公司－H股	10送10	2007/07/17
00812	敦沛金融控股有限公司	1送1	2007/07/27
02312	金豐21投資控股有限公司	1送1	2007/07/30
01160	大唐投資國際有限公司	1送1	2007/07/31
00727	卓越金融有限公司	5股(拆細後)送1份2009年認股權證	2007/07/31
00952	華富國際控股有限公司	5送1	2007/08/06
00688	中國海外發展有限公司	12股送1份2008年認股權證	2007/08/14
01226	嘉禹國際有限公司	2送3	2007/08/16
02327	積華生物醫藥控股有限公司	1送2	2007/08/22
00309	勞氏環保控股有限公司	1送1	2007/08/22
00348	龍昌國際控股有限公司	1送2	2007/08/22
00690	聯康生物科技集團有限公司	1送6	2007/08/22
00413	南華(中國)有限公司	5股送1份2010年認股權證	2007/08/23
00214	匯漢控股有限公司	5股送1份2008年認股權證	2007/08/27
00292	泛海酒店集團有限公司	5股送1份2010年認股權證	2007/08/27
00129	泛海國際集團有限公司	5股送1份2008年認股權證	2007/08/27
02866	中海集裝箱運輸股份有限公司－H股	10送5.5	2007/08/29
00109	榮德豐控股有限公司	1送8	2007/09/03
00275	錦興集團有限公司	5送1	2007/09/05
02369	中國無線科技有限公司	1送1	2007/09/28

股份拆細及合併

2007年第3季

股份代號	公司	詳情	生效日期
00651	和成國際集團有限公司	1股分拆為10股	2007/07/03
00234	新世紀集團香港有限公司	1股分拆為4股	2007/07/13
00412	漢基控股有限公司	5股合併為1股	2007/07/27
00901	萊福資本投資有限公司	5股合併為1股	2007/07/30
00727	卓越金融有限公司	1股分拆為20股	2007/08/07
02312	金豐21投資控股有限公司	1股分拆為10股	2007/08/17
00056	聯合地產(香港)有限公司	1股分拆為10股	2007/08/21
00413	南華(中國)有限公司	1股分拆為5股	2007/08/22
02005	利君國際醫藥(控股)有限公司	1股分拆為5股	2007/08/29
00952	華富國際控股有限公司	2股分拆為3股	2007/08/30
00380	世貿彬記集團有限公司	1股分拆為50股	2007/09/03
01212	利福國際集團有限公司	1股分拆為2股	2007/09/27

主板 股份

供股／公開售股

2007年第3季

月份	股份代號	公司名稱	比率	集資金額 (百萬港元)	
7月	01196	昌明投資有限公司	股權4供1，每股供0.35港元	42.64	
	00310	嘉進投資國際有限公司	公開售股2供1，每股供0.135港元	29.16	
	01070	TCL多媒體科技控股有限公司	股權2供1，每股0.40港元	780.59	
	00031	航天科技國際集團有限公司	公開售股5供1，每股供0.90港元	385.64	
	00530	廣益國際集團有限公司	公開售股1供2，每股供0.18港元	73.45	
	02324	德泰中華投資有限公司	股權2供1，每股供0.18港元	54.39	
	00620	太元集團有限公司	股權2供1，每股供0.09港元	151.35	
	00214	匯漢控股有限公司	股權2供1，每股供1.30港元	250.72	
	00612	中國投資基金有限公司	公開售股2供1，每股0.05港元	12.00	
	8月	00223	建發國際(控股)有限公司	公開售股2供1，每股供0.10港元	11.77
		01227	國盛投資基金有限公司	股權1供12，每股供0.05港元	50.40
01052		越秀交通有限公司	公開售股2供1，每股供3.93港元	2,191.84	
00283		松日通訊控股有限公司	股權2供1，每股供4.50港元	1,786.58	
			(另每供10股送3股2010認股權證)		
00988		新銀集團有限公司	股權2供1，每股供1.00港元	112.04	
01063		新確科技有限公司	股權10供3，每股供0.38港元	70.07	
00990		榮暉國際集團有限公司	公開售股2供1，每股供0.06港元	179.29	
00079		世紀建業(集團)有限公司	股權2供1，每股供0.35港元	34.73	
03311		中國建築國際集團有限公司	公開售股5供1，每股供10港元	999.67	
9月	00009	東方娛樂控股有限公司	公開售股2供1，每股供0.50港元	90.00	
	00736	北方興業控股有限公司	公開售股1供3，每股供0.17港元	213.89	
	00104	冠亞商業集團有限公司	公開售股5供4，每股供0.40港元	106.79	
	00095	新澤控股有限公司	股權8供3，每股供0.52港元	160.01	
總額				7,787.02	

主板 股份

股份配售*

月份	股份代號	公司名稱	配售股份數目	配售價 (港元)	集資金額 (百萬港元)
2007					
5月**	03900	綠城中國	141,500,000	16.350	2,313.53
6月**	00353	旭日環球	135,000,000	0.500	67.50
	00154	北京發展(香港)	50,000,000	4.300	215.00
	01130	奮發國際	85,000,000	0.157	13.35
	00024	寶威控股	80,000,000	1.500	120.00
	00355	世紀城市國際	1,600,000,000	0.325	520.00
	03300	中國玻璃	14,000,000	2.750	38.50
	00340	中國礦業	1,305,872,000	1.880	2,455.04
	00603	中油燃氣	550,000,000	1.200	660.00
	00985	中國科技	436,000,000	0.450	196.20
	00326	中國星集團	165,905,000	0.400	66.36
	00269	中國木業	1,250,000,000	0.290	362.50
	00943	意科控股	360,000,000	0.330	118.80
	00689	長盈集團(控股)	573,540,000	0.810	464.57
	00706	銀創控股	264,860,000	0.650	172.16
	00227	第一上海	95,000,000	2.050	194.75
	00885	福方集團	191,548,000	0.260	49.80
	00110	長遠電信	40,000,000	1.350	54.00
	00064	結好控股	328,987,000	0.750	246.74
	00397	香港體檢	560,000,000	0.190	106.40
	00372	德祥企業	300,000,000	0.740	222.00
	00970	玉皇朝集團	100,000,000	0.760	76.00
	03303	巨濤海洋石油服務	83,000,000	2.980	247.34
	00605	港佳控股	130,000,000	0.380	49.40
	00366	陸氏集團(越南)	60,000,000	12.800	768.00
	00348	龍昌	96,000,000	0.580	55.68
	00199	澳門祥泰地產	300,000,000	0.560	168.00
	00201	華大地產	500,000,000	0.278	139.00
	00009	東方娛樂控股	30,000,000	1.330	39.90
	00136	馬斯葛集團	64,800,000	0.450	29.16
	00402	明興水務	64,000,000	0.800	51.20
	00402	明興水務	128,000,000	1.530	195.84
	01227	國盛投資	12,000,000	0.600	7.20
	00234	新世紀集團	120,000,000	1.150	138.00
	00095	新澤控股	13,380,657	0.641	8.57
	00835	匯寶集團	30,380,000	0.335	10.18
	00094	兩儀控股	30,000,000	0.900	27.00
	00721	PRIME INVEST	347,151,037	0.220	76.37
	02366	勤+緣媒體服務	66,000,000	3.650	240.90

主板 股份

月份	股份代號	公司名稱	配售股份數目	配售價 (港元)	集資金額 (百萬港元)
	00901	萊福資本	284,078,810	0.120	34.09
	00106	深圳科技	110,000,000	0.620	68.20
	00697	SHOUGANG INT'L	200,000,000	1.000	200.00
	00993	天行國際	120,000,000	0.420	50.40
	00260	中油潔能	242,000,000	0.510	123.42
	02700	合俊集團	32,400,000	1.330	43.09
	00572	展鴻控股	60,000,000	1.498	89.88
	00913	合一投資	262,898,055	0.269	70.72
	00627	佑威國際	400,000,000	0.360	144.00
	00061	宏昌投資	160,000,000	0.720	115.20
	00897	位元堂	279,000,000	0.460	128.34
	00039	和寶國際	58,000,000	1.620	93.96
	00273	威利國際	1,946,218,000	0.126	245.22
	00909	中大國際	30,000,000	2.130	63.90
7月	00139	139 HOLDINGS	271,900,000	0.210	57.10
	00723	安歷士	307,000,000	0.500	153.50
	01104	亞太資源	665,000,000	1.290	857.85
	01049	CELESTIAL ASIA	100,000,000	0.520	52.00
	03318	中國香精香料	37,334,000	5.200	194.14
	00648	中國仁濟醫療	2,000,000,000	0.125	250.00
	00149	中國高速	300,000,000	2.050	615.00
	00182	中國風電	800,000,000	0.500	400.00
	00692	正興	64,000,000	0.360	23.04
	01205	中信資源	101,000,000	4.460	450.46
	00439	英發國際	136,800,000	0.260	35.57
	00439	英發國際	136,800,000	0.230	31.46
	01188	圓通控股	241,860,000	0.258	62.40
	00343	文化傳信	800,000,000	0.220	176.00
	00628	多金控股	161,280,000	2.650	427.39
	00885	福方集團	229,856,000	0.380	87.35
	00279	民豐控股	1,086,552,000	0.182	197.75
	00064	結好控股	422,585,000	0.750	316.94
	00329	金龍集團(控股)	105,000,000	1.380	144.90
	02309	泓鋒國際	115,200,000	0.570	65.66
	03989	恒寶利國際控股	23,800,000	4.290	102.10
	00197	亨泰	142,500,000	1.780	253.65
	00412	漢基控股	468,000,000	0.075	35.10
	02626	湖南有色金屬公司	272,118,000	4.930	1,341.54
	00559	華藝礦業	30,000,000	1.200	36.00
	00309	勞氏環保	25,000,000	4.000	100.00
	00851	建美集團	70,000,000	0.120	8.40

主板 股份

月份	股份代號	公司名稱	配售股份數目	配售價 (港元)	集資金額 (百萬港元)
	00938	民生國際	200,000,000	1.480	296.00
	00136	馬斯葛集團	104,960,000	0.450	47.23
	00425	敏實集團	124,500,000	12.500	1,556.25
	00761	北京時裝	63,000,000	0.680	42.84
	00379	必美宜	229,000,000	2.490	570.21
	00263	保興投資控股	29,000,000	2.300	66.70
	02330	紀翰集團	70,000,000	0.300	21.00
	00764	豐采多媒體	162,100,000	0.500	81.05
	00451	森泰集團	9,480,000	2.180	20.67
	00363	上海實業控股	96,900,000	31.200	3,023.28
	00106	深圳科技	96,600,000	0.530	51.20
	00297	中化化肥	400,000,000	5.900	2,360.00
	01051	智富能源	81,800,000	0.630	51.53
	01094	新怡環球	469,000,000	0.235	110.22
	00126	TAK SING ALLI	133,000,000	3.050	405.65
	02618	T C L 通訊	1,215,430,000	0.221	268.09
	00913	合一投資	341,765,666	0.200	68.35
	00318	黃河實業	276,575,000	1.141	315.57
	00039	和寶國際	176,000,000	1.250	220.00
	00273	威利國際	2,335,000,000	0.111	259.19
	01064	中華國際	120,000,000	0.300	36.00
8月	00353	旭日環球	135,000,000	0.690	93.15
	01149	博智國際藥業	21,899,000	0.970	21.24
	01224	中渝置地	360,000,000	8.100	2,916.00
	01049	CELESTIAL ASIA	130,300,000	2.020	263.21
	00298	莊士中國	220,000,000	1.450	319.00
	03323	中國建材	149,749,187	17.800	2,665.54
	00163	英皇國際	79,200,000	2.150	170.28
	01003	真樂發控股	70,000,000	0.128	8.96
	00172	金榜集團	268,000,000	1.180	316.24
	00859	鎮科集團	44,960,000	1.200	53.95
	00412	漢基控股	744,530,000	0.180	134.02
	00190	香港建設(控股)	450,000,000	2.800	1,260.00
	02320	合豐集團	42,400,000	3.550	150.52
	00969	華聯國際	137,280,000	0.262	35.97
	00499	華脈無線通信	320,000,000	0.126	40.32
	00605	港佳控股	86,000,000	0.405	34.83
	00221	利來控股	161,900,000	0.265	42.90
	00462	福茂	50,000,000	2.000	100.00
	01116	MAYER HOLDINGS	96,000,000	0.600	57.60
	00095	新澤控股	76,636,553	0.641	49.09
	00398	東方表行集團	39,000,000	3.800	148.20
	00925	元昇國際	63,000,000	0.860	54.18

主板 股份

月份	股份代號	公司名稱	配售股份數目	配售價 (港元)	集資金額 (百萬港元)
	00764	豐采多媒體	173,000,000	0.830	143.59
	01184	S.A.S. DRAGON	16,950,000	1.180	20.00
	00604	深圳控股	200,000,000	6.560	1,312.00
	00697	SHOUGANG INT'L	800,000,000	2.260	1,808.00
	02362	烽火傳媒	876,000,000	0.180	157.68
	01166	榮盛科技國際	97,000,000	0.680	65.96
	00547	奧亮集團	10,000,000	1.450	14.50
	00812	敦沛金融	27,000,000	1.400	37.80
	02389	旺城國際	74,000,000	0.700	51.80
	01189	永安旅遊	330,000,000	0.800	264.00
	00666	禹銘投資	338,000,000	0.660	223.08
總額					41,835.29

* 由於資料呈報之時差，本表所列乃為該季度臨時之股份配售數據。

** 前季度之補充資料。

主板 認股權證

認股權證交易統計

		股份認股權證 (百萬港元)	衍生權證 (百萬港元)	總額 (百萬港元)
2006	第3季	1,091.78	439,291.20	440,382.98
	第4季	723.21	598,904.13	599,627.34
2007	第1季	606.37	671,882.53	672,488.89
	第2季	1,280.41	688,071.82	689,352.23
	第3季	1,593.61	1,185,059.06	1,186,652.67

認股權證市價總值

		股份認股權證 (百萬港元)		衍生權證 (百萬港元)		總額 (百萬港元)	
		數目	數目	數目	總數		
2006	第3季	28	2,779.41	1,606	137,208.61	1,634	139,988.02
	第4季	27	3,991.91	1,959	456,071.92	1,986	460,063.84
2007	第1季	27	3,689.16	2,396	253,155.66	2,423	256,845.82
	第2季	28	4,204.08	2,681	330,479.53	2,709	334,683.61
	第3季	27	9,402.57	3,344	914,592.42	3,371	923,994.99

新上市統計－認股權證

		新上市股份認股 權證數目	新上市衍生 權證數目	集資金額 (百萬港元)
2006	第3季	3	716	62,659.06
	第4季	1	995	91,669.37
2007	第1季	4	1,107	105,701.98
	第2季	4	1,198	105,479.84
	第3季	3	1,743	210,451.83

新上市股份認股權證

2007年第3季

股份 代號	股份認股權證	上市時之發行			集資金額 (百萬港元)
		金額(港元)	上市日期	到期日	
00831	卓越金融有限公司2009年認股權證	290,320,000	2007/08/10	2009/08/07	—
00415	中國海外發展有限公司2008年認股權證	7,682,355,288	2007/08/28	2008/08/27	—
00807	南華中國有限公司2010年認股權證	212,133,896	2007/09/07	2010/09/06	—
總額					—

主板 認股權證

新上市衍生權證

2007年第3季

股份 代號	衍生權證	上市時之			集資金額 (百萬港元)
		發行單位	上市日期	到期日	
02479	ABN AMRO Bank N.V. – Ch Comm Cons European Wts Jan 2008 C	488,000,000	2007/07/03	2008/01/07	131.76
02480	ABN AMRO Bank N.V. – Ch Comm Cons European Wts Feb 2008 A	488,000,000	2007/07/03	2008/02/11	126.88
02484	ABN AMRO Bank N.V. – China Life European Warrants Jan 2008 B	248,000,000	2007/07/03	2008/01/14	71.92
02485	ABN AMRO Bank N.V. – China Life European Warrants Feb 2008	248,000,000	2007/07/03	2008/02/11	91.76
02488	ABN AMRO Bank N.V. – China Life European Put Wts Jan 2008	248,000,000	2007/07/03	2008/01/07	81.84
09881	Deutsche Bank AG – Ch Comm Cons European Warrants Dec 2007 B	200,000,000	2007/07/03	2007/12/24	32.00
02491	Deutsche Bank AG – CM Bank European Warrants Mar 2008 A	200,000,000	2007/07/03	2008/03/10	68.00
02493	Deutsche Bank AG – China Telecom European Warrants Jan 2008	200,000,000	2007/07/03	2008/01/28	126.00
02454	Deutsche Bank AG – China Mobile European Warrants Jan 2008 B	200,000,000	2007/07/03	2008/01/14	138.00
02456	Deutsche Bank AG – China Mobile European Warrants Jan 2008 C	200,000,000	2007/07/03	2008/01/21	118.00
02457	Deutsche Bank AG – HKEx European Warrants Mar 2008 A	200,000,000	2007/07/03	2008/03/17	50.00
02458	Deutsche Bank AG – Ping An European Warrants Jan 2008	200,000,000	2007/07/03	2008/01/21	164.00
02459	Deutsche Bank AG – SHK Ppt European Warrants Jan 2008	200,000,000	2007/07/03	2008/01/21	114.00
02489	Goldman Sachs SP (Asia) – CNOOC European Warrants Jan 2008	72,000,000	2007/07/03	2008/01/07	48.96
02490	Goldman Sachs SP (Asia) – CM Bank European Wts Jan 2008 A	200,000,000	2007/07/03	2008/01/07	50.00
02494	CC Rabobank B.A. – CC Bank European Warrants Feb 2008 A	180,000,000	2007/07/03	2008/02/18	86.40
02495	CC Rabobank B.A. – China Life European Warrants Apr 2008 A	180,000,000	2007/07/03	2008/04/14	70.20
02496	CC Rabobank B.A. – China Tel European Warrants Jan 2008	180,000,000	2007/07/03	2008/01/21	109.80
02497	CC Rabobank B.A. – Foxconn European Warrants Feb 2008	180,000,000	2007/07/03	2008/02/18	57.60
02499	CC Rabobank B.A. – Hutchison European Warrants Feb 2008	180,000,000	2007/07/03	2008/02/18	93.60
02475	SGA Societe Generale Acceptance N.V. – HKEx Eur Wts Sep 2008	300,000,000	2007/07/03	2008/09/26	75.00
02474	SGA Societe Generale Acceptance N.V. – HSCEI Eur Wt Jan 08 B	200,000,000	2007/07/03	2008/01/30	52.00
02472	SGA Societe Generale Acceptance N.V. – HSCEI Eur Wt Jan 08 A	200,000,000	2007/07/03	2008/01/30	54.00
02477	SGA Societe Generale Acceptance N.V. – HSCEI Eu Put Wt Jan08D	200,000,000	2007/07/03	2008/01/30	50.00
02476	SGA Societe Generale Acceptance N.V. – HSCEI Eu Put Wt Jan08C	200,000,000	2007/07/03	2008/01/30	50.00
09872	SGA Societe Generale Acceptance N.V. – HSI Eur Wt Nov 2007 F	500,000,000	2007/07/03	2007/11/29	105.00
09873	SGA Societe Generale Acceptance N.V. – HSI Eu Put Wt Dec 07E	500,000,000	2007/07/03	2007/12/28	85.00
02468	UBS AG – China Mobile European Warrants Mar 2008	300,000,000	2007/07/03	2008/03/31	174.00
02469	UBS AG – China Life European Put Warrants Mar 2008 G	300,000,000	2007/07/03	2008/03/31	75.00
02470	UBS AG – HKEx European Warrants Mar 2008	300,000,000	2007/07/03	2008/03/31	168.00
02471	UBS AG – China Mobile European Put Warrants Mar 2008	300,000,000	2007/07/03	2008/03/31	174.00
07662 #	ABN AMRO Bank N.V. – China Mobile European Wts Sep 2007 A	100,000,000	2007/07/03	2007/09/24	42.50
09089 #	ABN AMRO Bank N.V. – PetroChina European Warrants Dec 2007 A	500,000,000	2007/07/03	2007/12/27	44.00
03784 #	Deutsche Bank AG – BankComm European Warrants Nov 2007	200,000,000	2007/07/03	2007/11/05	12.00
03764 #	Deutsche Bank AG – China Life European Warrants Sep 2007 B	400,000,000	2007/07/03	2007/09/27	44.80
01703 #	KBC Fin Products Int'l Ltd. – Ch Comm Cons Eur Wt Jan 2008 A	475,000,000	2007/07/03	2008/01/15	99.75
05917	ABN AMRO Bank N.V. – HKEx European Warrants Aug 2008 B	688,000,000	2007/07/04	2008/08/25	172.00
05901	Calyon Fin P (G) Ltd. – Ch Comm Cons European Wts Feb 2008 A	200,000,000	2007/07/04	2008/02/04	51.60
05902	Calyon Fin P (G) Ltd. – CITIC Bank European Wts Feb 2008	100,000,000	2007/07/04	2008/02/04	57.00
05913	Citigroup Global Mkt H Inc. – China Life Euro Wts Jan 2008	290,000,000	2007/07/04	2008/01/09	74.82
05914	Citigroup Global Mkt H Inc. – CITIC Pacific Eur Wts Jan 2008	220,000,000	2007/07/04	2008/01/09	63.80

主板 認股權證

股份 代號	衍生權證	上市時之			集資金額 (百萬港元)
		發行單位	上市日期	到期日	
05911	HK Bank – China Life European Warrants Jan 2008 B	280,000,000	2007/07/04	2008/01/18	70.00
05915	HK Bank – China Life European Put Warrants Jan 2008	200,000,000	2007/07/04	2008/01/18	50.00
05916	KBC Fin Products Int'l Ltd. – SHK Ppt European Wts Jan 2008	238,000,000	2007/07/04	2008/01/04	97.58
05908	Macquarie Bank Ltd. – China Mobile European Wts Jan 2008	300,000,000	2007/07/04	2008/01/30	181.20
05909	Macquarie Bank Ltd. – China Mobile European Wts Mar 2008	300,000,000	2007/07/04	2008/03/28	126.30
05910	Macquarie Bank Ltd. – PICC P&C European Warrants Dec 2008 A	388,000,000	2007/07/04	2008/12/30	98.94
05912	Macquarie Bank Ltd. – China Mobile European Put Wts Jan 2008	200,000,000	2007/07/04	2008/01/30	99.60
09909	SGA Societe Generale Acceptance N.V. – CCCCL Eur Wt Dec 07 C	200,000,000	2007/07/04	2007/12/31	40.40
05903	UBS AG – Ch Comm Cons European Warrants Jan 2008 B	300,000,000	2007/07/04	2008/01/21	75.00
05906	UBS AG – Hutchison European Warrants Jan 2008 A	300,000,000	2007/07/04	2008/01/21	90.00
05907	UBS AG – Hutchison European Warrants Jan 2008 B	300,000,000	2007/07/04	2008/01/21	75.00
05904	UBS AG – China Life European Warrants Mar 2008 D	300,000,000	2007/07/04	2008/03/31	75.00
05905	UBS AG – China Life European Warrants Aug 2008 C	300,000,000	2007/07/04	2008/08/28	75.00
09898	UBS AG – HSI European Warrants Oct 2007	300,000,000	2007/07/04	2007/10/30	67.20
01749 #	Deutsche Bank AG – Ch Comm Cons European Warrants Mar 2008 B	400,000,000	2007/07/04	2008/03/17	84.00
05918	Credit Suisse – R&F Ppt European Warrants Jan 2008 A	100,000,000	2007/07/05	2008/01/07	41.00
05919	Credit Suisse – R&F Ppt European Warrants Jan 2008 B	100,000,000	2007/07/05	2008/01/28	34.00
09912	KBC Fin Products Int'l Ltd. – China Life Eur Put Wt Dec 07 E	518,000,000	2007/07/05	2007/12/10	98.42
05920	KBC Fin Products Int'l Ltd. – CC Bank Euro Wts Jan 2008 A	268,000,000	2007/07/05	2008/01/07	96.48
05921	KBC Fin Products Int'l Ltd. – Hutchison Eur Put Wts Feb 2008	158,000,000	2007/07/05	2008/02/15	99.54
05922	KBC Fin Products Int'l Ltd. – ICBC European Wts Jan 2008 A	400,000,000	2007/07/05	2008/01/15	100.00
05923	KBC Fin Products Int'l Ltd. – SHK Ppt Euro Put Wts Mar 2008	118,000,000	2007/07/05	2008/03/03	95.58
01748 #	Macquarie Bank Ltd. – Ch Comm Cons European Wts Jan 2008 B	800,000,000	2007/07/05	2008/01/30	112.80
05929	ABN AMRO Bank N.V. – Cheung Kong European Warrants Jan 2008	68,000,000	2007/07/06	2008/01/09	48.96
05930	ABN AMRO Bank N.V. – CITIC Bank European Warrants Jan 2008	128,000,000	2007/07/06	2008/01/21	51.20
05931	ABN AMRO Bank N.V. – CC Bank European Warrants Jan 2008 A	138,000,000	2007/07/06	2008/01/09	62.10
05932	ABN AMRO Bank N.V. – CC Bank European Warrants Jan 2008 B	138,000,000	2007/07/06	2008/01/21	56.58
05934	ABN AMRO Bank N.V. – SHK Ppt European Warrants Jan 2008	80,000,000	2007/07/06	2008/01/09	51.20
05928	Citigroup Global Mkt H Inc. – China Netcom Euro Wts Jan 2008	230,000,000	2007/07/06	2008/01/21	60.49
05925	Fortis Bank S.A./N.V. – Ch Comm Cons European Wts Dec 2008	320,000,000	2007/07/06	2008/12/31	81.60
05926	Fortis Bank S.A./N.V. – CITIC Pacific European Wts Aug 2008	110,000,000	2007/07/06	2008/08/29	40.92
05927	Fortis Bank S.A./N.V. – Esprit European Warrants Mar 2008	45,000,000	2007/07/06	2008/03/03	32.45
05924	UBS AG – Swire Pac A European Warrants Jan 2008	300,000,000	2007/07/06	2008/01/28	165.00
01357 #	BNP Paribas Arbit Issu B.V. – HSI European Put Wts Dec 2007	500,000,000	2007/07/06	2007/12/28	85.50
03766 #	Deutsche Bank AG – China Life European Warrants Oct 2007 A	200,000,000	2007/07/06	2007/10/15	14.60
05951	ABN AMRO Bank N.V. – HKEx European Warrants Mar 2008 B	688,000,000	2007/07/09	2008/03/03	172.00
05952	ABN AMRO Bank N.V. – HKEx European Warrants Mar 2008 C	688,000,000	2007/07/09	2008/03/28	172.00
05946	BNP Paribas Arbit Issu B.V. – Ch Comm Cons Eur Wt Jan 2008 C	200,000,000	2007/07/09	2008/01/28	50.00
05947	BNP Paribas Arbit Issu B.V. – Ch Comm Cons Eur Wt Mar 2008 B	200,000,000	2007/07/09	2008/03/13	50.00
05943	BNP Paribas Arbit Issu B.V. – HSI Euro Put Wts Jan 2008 A	400,000,000	2007/07/09	2008/01/30	104.00
05944	BNP Paribas Arbit Issu B.V. – HSI Euro Put Wts Jan 2008 B	400,000,000	2007/07/09	2008/01/30	112.00
05945	BNP Paribas Arbit Issu B.V. – HSI Euro Put Wts Jan 2008 C	400,000,000	2007/07/09	2008/01/30	132.00
05948	BNP Paribas Arbit Issu B.V. – HSI European Wts Jan 2008 D	300,000,000	2007/07/09	2008/01/30	75.00
05949	Calyon Fin P (G) Ltd. – CNOOC European Warrants Jan 2008	120,000,000	2007/07/09	2008/01/09	75.60

主板 認股權證

股份 代號	衍生權證	上市時之			集資金額 (百萬港元)
		發行單位	上市日期	到期日	
09915	Deutsche Bank AG – HSI European Warrants Dec 2007 G	400,000,000	2007/07/09	2007/12/28	64.00
09928	Deutsche Bank AG – HSI European Put Warrants Dec 2007 H	400,000,000	2007/07/09	2007/12/28	60.00
05939	Fortis Bank S.A./N.V. – PetroChina European Wts Aug 2010	430,000,000	2007/07/09	2010/08/02	119.97
05940	Fortis Bank S.A./N.V. – PICC P&C European Warrants Dec 2010	618,000,000	2007/07/09	2010/12/30	163.15
05950	CC Rabobank B.A. – BEA European Warrants Apr 2008	180,000,000	2007/07/09	2008/04/14	104.40
09929	SGA Societe Generale Acceptance N.V. – CCB Eur Wt Nov 2007 C	200,000,000	2007/07/09	2007/11/01	90.00
05941	SGA Societe Generale Acceptance N.V. – CCCCL Eur Wt Mar 08 C	200,000,000	2007/07/09	2008/03/03	50.00
05942	SGA Societe Generale Acceptance N.V. – CLife Eur Wt Jan 08 A	500,000,000	2007/07/09	2008/01/14	142.50
05933	UBS AG – China Netcom European Warrants Feb 2008	300,000,000	2007/07/09	2008/02/18	75.00
05935	UBS AG – China Tel European Warrants Feb 2008 C	300,000,000	2007/07/09	2008/02/18	201.00
05936	UBS AG – China Tel European Warrants Feb 2008 D	300,000,000	2007/07/09	2008/02/18	150.00
05937	UBS AG – China Tel European Warrants Feb 2008 E	300,000,000	2007/07/09	2008/02/18	93.00
05938	UBS AG – China Tel European Warrants Jun 2008	300,000,000	2007/07/09	2008/06/23	75.00
09603 #	KBC Fin Products Int'l Ltd. – ICBC European Wts Oct 2007 D	500,000,000	2007/07/09	2007/10/25	150.00
01234 #	CC Rabobank B.A. – PetroChina European Warrants Jul 2008 A	800,000,000	2007/07/09	2008/07/28	146.40
05962	ABN AMRO Bank N.V. – CM Bank European Warrants Jan 2008 A	288,000,000	2007/07/10	2008/01/14	72.00
05963	ABN AMRO Bank N.V. – CM Bank European Warrants Jan 2008 B	288,000,000	2007/07/10	2008/01/28	86.40
05964	ABN AMRO Bank N.V. – CNOOC European Warrants Jan 2008	78,000,000	2007/07/10	2008/01/14	88.14
05965	ABN AMRO Bank N.V. – CNOOC European Warrants Dec 2008 A	780,000,000	2007/07/10	2008/12/29	195.00
05955	BNP Paribas Arbit Issu B.V. – Ch Mobile Eu Put Wt Jan 2008 C	200,000,000	2007/07/10	2008/01/28	138.00
05960	BNP Paribas Arbit Issu B.V. – CM Bank European Wts Sep 2008	100,000,000	2007/07/10	2008/09/29	29.00
05961	BNP Paribas Arbit Issu B.V. – Ch Mobile Euro Wts Jan 2008 A	200,000,000	2007/07/10	2008/01/28	100.00
05956	BNP Paribas Arbit Issu B.V. – China Life Euro Wts Feb 2008 B	300,000,000	2007/07/10	2008/02/04	102.00
05958	BNP Paribas Arbit Issu B.V. – China Life Euro Wts Apr 2008 A	300,000,000	2007/07/10	2008/04/28	81.00
05959	BNP Paribas Arbit Issu B.V. – China Life Euro Wts Jul 2008	300,000,000	2007/07/10	2008/07/28	75.00
04566	Credit Suisse – Zijin Mining European Warrants Jan 2008	50,000,000	2007/07/10	2008/01/11	19.00
05969	Deutsche Bank AG – Ch Comm Cons European Warrants Jan 2008 B	400,000,000	2007/07/10	2008/01/10	100.00
05970	Deutsche Bank AG – Ch Comm Cons European Warrants Jan 2008 C	400,000,000	2007/07/10	2008/01/21	100.00
09862	Deutsche Bank AG – PetroChina European Warrants Nov 2007 B	200,000,000	2007/07/10	2007/11/12	132.00
09953	Deutsche Bank AG – PetroChina European Warrants Nov 2007 A	200,000,000	2007/07/10	2007/11/05	230.00
09954	Deutsche Bank AG – PetroChina European Warrants Dec 2007 A	200,000,000	2007/07/10	2007/12/17	188.00
09325	Deutsche Bank AG – PetroChina European Warrants Dec 2007 B	200,000,000	2007/07/10	2007/12/24	146.00
09560	Deutsche Bank AG – PetroChina European Put Warrants Nov 2007	200,000,000	2007/07/10	2007/11/05	68.00
05968	KBC Fin Products Int'l Ltd. – PetroChina Euro Wts Aug 2008	400,000,000	2007/07/10	2008/08/08	100.00
05966	KBC Fin Products Int'l Ltd. – Ch Comm Cons Eur Wt Jan 2008 B	400,000,000	2007/07/10	2008/01/10	100.00
05967	KBC Fin Products Int'l Ltd. – Ch Mobile Eu Put Wt Jan 2008 C	200,000,000	2007/07/10	2008/01/10	98.00
09758	KBC Fin Products Int'l Ltd. – PetroChina Euro Wts Dec 2007 B	238,000,000	2007/07/10	2007/12/20	97.58
09573	KBC Fin Products Int'l Ltd. – Sinopec Corp Eur Wt Dec 2007 B	168,000,000	2007/07/10	2007/12/19	99.12
05953	UBS AG – CC Bank European Warrants Feb 2008 A	300,000,000	2007/07/10	2008/02/18	114.00
05954	UBS AG – CC Bank European Warrants Feb 2008 B	300,000,000	2007/07/10	2008/02/18	93.00
05957	UBS AG – CC Bank European Put Warrants Feb 2008	300,000,000	2007/07/10	2008/02/18	180.00
07555 #	ABN AMRO Bank N.V. – BankComm European Warrants Dec 2007 B	500,000,000	2007/07/10	2007/12/17	29.50
07666 #	ABN AMRO Bank N.V. – China Mobile Euro Put Wts Sep 2007 D	100,000,000	2007/07/10	2007/09/27	20.60
09577 #	Deutsche Bank AG – CC Bank European Warrants Oct 2007 B	200,000,000	2007/07/10	2007/10/03	126.00

主 板 認 股 權 證

股份 代號	衍生權證	上市時之			集資金額 (百萬港元)
		發行單位	上市日期	到期日	
04889 #	Deutsche Bank AG – ICBC European Warrants Nov 2007	300,000,000	2007/07/10	2007/11/29	79.50
09098 #	Goldman Sachs SP (Asia) – Ch Comm Cons Euro Wts Dec 2007 C	200,000,000	2007/07/10	2007/12/31	29.00
03735 #	KBC Fin Products Int'l Ltd. – Ch Mobile Eu Put Wt Jun 2008 B	1,000,000,000	2007/07/10	2007/07/30	27.00
09585 #	SGA Societe Generale Acceptance N.V. – CTel Eu Wt Nov 2007 B	70,000,000	2007/07/10	2007/11/26	46.90
09210 #	SGA Societe Generale Acceptance N.V. – ICBC Eu Wt Oct 2007 B	200,000,000	2007/07/10	2007/10/08	51.00
05977	Bank of China – BankComm European Warrants Feb 2008	60,000,000	2007/07/11	2008/02/04	57.60
05978	Bank of China – CC Bank European Warrants Feb 2008	80,000,000	2007/07/11	2008/02/04	67.20
05979	Bank of China – China Life European Warrants Feb 2008	150,000,000	2007/07/11	2008/02/04	57.00
05980	Bank of China – Sinopec Corp European Warrants Feb 2008	60,000,000	2007/07/11	2008/02/04	66.00
05981	Bank of China – HSBC European Warrants Feb 2008	60,000,000	2007/07/11	2008/02/04	57.00
05994	Goldman Sachs SP (Asia) – BankComm European Wts Jan 2008 A	72,000,000	2007/07/11	2008/01/14	49.68
05995	Goldman Sachs SP (Asia) – CLP European Warrants Feb 2008	200,000,000	2007/07/11	2008/02/11	50.00
05998	Goldman Sachs SP (Asia) – PICC European Warrants Jan 2008	50,000,000	2007/07/11	2008/01/14	50.00
05996	Goldman Sachs SP (Asia) – China Life Euro Put Wts Jan 2008	180,000,000	2007/07/11	2008/01/14	48.60
05997	Goldman Sachs SP (Asia) – China Mobile Euro Put Wts Jan 2008	66,000,000	2007/07/11	2008/01/14	49.50
03429	Goldman Sachs SP (Asia) – Maanshan Iron Euro Wts Jul 2008	40,800,000	2007/07/11	2008/07/07	49.78
03431	Goldman Sachs SP (Asia) – Yanzhou Coal European Wts Jul 2008	200,000,000	2007/07/11	2008/07/07	50.00
05987	HK Bank – CITIC Bank European Warrants Feb 2008	288,000,000	2007/07/11	2008/02/15	92.16
05988	HK Bank – China Coal European Warrants Mar 2008 A	288,000,000	2007/07/11	2008/03/14	72.00
05989	HK Bank – Ch Comm Cons European Warrants Mar 2008	288,000,000	2007/07/11	2008/03/14	72.00
05990	HK Bank – Ch Overseas European Warrants Mar 2008 A	288,000,000	2007/07/11	2008/03/14	72.00
05991	HK Bank – China Tel European Warrants Feb 2008	288,000,000	2007/07/11	2008/02/15	164.16
05992	HK Bank – CNOOC European Warrants Feb 2008 B	188,000,000	2007/07/11	2008/02/15	118.44
05993	HK Bank – HKEx European Warrants Feb 2008	188,000,000	2007/07/11	2008/02/15	120.32
03428	KBC Fin Products Int'l Ltd. – CNOOC European Wts Dec 2008 A	400,000,000	2007/07/11	2008/12/29	100.00
09903	KBC Fin Products Int'l Ltd. – CNOOC European Wts Dec 2007 C	208,000,000	2007/07/11	2007/12/28	96.72
03427	KBC Fin Products Int'l Ltd. – CC Bank Euro Wts Jan 2008 B	328,000,000	2007/07/11	2008/01/11	98.40
09902	KBC Fin Products Int'l Ltd. – HSBC European Wts Dec 2007 B	258,000,000	2007/07/11	2007/12/21	96.75
09892	KBC Fin Products Int'l Ltd. – HSBC European Wts Dec 2007 A	198,000,000	2007/07/11	2007/12/06	97.02
05982	Macquarie Bank Ltd. – PetroChina European Wts Jan 2008 A	200,000,000	2007/07/11	2008/01/30	131.60
05983	Macquarie Bank Ltd. – CNOOC European Warrants Jan 2008 B	200,000,000	2007/07/11	2008/01/30	97.60
05984	Macquarie Bank Ltd. – Denway Motors European Wts Jan 2008	200,000,000	2007/07/11	2008/01/30	65.00
05985	Macquarie Bank Ltd. – Esprit European Warrants Jun 2008 B	388,000,000	2007/07/11	2008/06/27	98.16
05986	Macquarie Bank Ltd. – PetroChina European Put Wts Jan 2008	200,000,000	2007/07/11	2008/01/30	201.00
05999	Macquarie Bank Ltd. – HKEx European Warrants Jan 2008 A	150,000,000	2007/07/11	2008/01/30	162.90
03407	Macquarie Bank Ltd. – HKEx European Warrants Jan 2008 B	150,000,000	2007/07/11	2008/01/30	112.35
03418	Macquarie Bank Ltd. – HKEx European Put Warrants Jan 2008	150,000,000	2007/07/11	2008/01/30	169.95
05974	SGA Societe Generale Acceptance N.V. – CCCCL Eur Wt Feb 08 B	200,000,000	2007/07/11	2008/02/11	50.00
05975	SGA Societe Generale Acceptance N.V. – CCCCL Eur Wt Mar 08 D	200,000,000	2007/07/11	2008/03/03	50.00
05976	SGA Societe Generale Acceptance N.V. – Ch Mob Eu Wt Feb 08 A	300,000,000	2007/07/11	2008/02/04	213.00
05971	SGA Societe Generale Acceptance N.V. – HSCEI Eur Wt Feb 08 A	200,000,000	2007/07/11	2008/02/28	50.00
05972	SGA Societe Generale Acceptance N.V. – HSCEI Eur Wt Feb 08 B	200,000,000	2007/07/11	2008/02/28	50.00
05973	SGA Societe Generale Acceptance N.V. – HSCEI Eur Wt Feb 08 C	200,000,000	2007/07/11	2008/02/28	50.00
09199 #	Deutsche Bank AG – BOCL European Warrants Sep 2007	200,000,000	2007/07/11	2007/09/14	30.40

主板 認股權證

股份 代號	衍生權證	上市時之			集資金額 (百萬港元)
		發行單位	上市日期	到期日	
09881 #	Deutsche Bank AG – Ch Comm Cons European Warrants Dec 2007 B	400,000,000	2007/07/11	2007/12/24	88.40
04659	ABN AMRO Bank N.V. – BankComm European Warrants Jan 2008 A	88,000,000	2007/07/12	2008/01/14	44.88
04676	ABN AMRO Bank N.V. – BankComm European Warrants Feb 2008 A	88,000,000	2007/07/12	2008/02/11	40.48
04680	ABN AMRO Bank N.V. – CC Bank European Warrants Jan 2008 C	128,000,000	2007/07/12	2008/01/14	44.80
01287	ABN AMRO Bank N.V. – ICBC European Warrants Jan 2008 B	128,000,000	2007/07/12	2008/01/14	53.76
01290	ABN AMRO Bank N.V. – ICBC European Warrants Jan 2008 C	128,000,000	2007/07/12	2008/01/28	40.96
04787	ABN AMRO Bank N.V. – China Mobile European Wts Jan 2008 C	88,000,000	2007/07/12	2008/01/28	39.60
04791	ABN AMRO Bank N.V. – China Mobile European Put Wts Jan 2008	88,000,000	2007/07/12	2008/01/21	54.56
06117	ABN AMRO Bank N.V. – HKEx European Warrants Jan 2008 C	488,000,000	2007/07/12	2008/01/21	126.88
06196	ABN AMRO Bank N.V. – HKEx European Warrants Feb 2008 A	488,000,000	2007/07/12	2008/02/14	126.88
01276	ABN AMRO Bank N.V. – HKEx European Put Warrants Feb 2008	488,000,000	2007/07/12	2008/02/11	122.00
04679	ABN AMRO Bank N.V. – Ch Comm Cons European Wts Jan 2008 D	488,000,000	2007/07/12	2008/01/14	141.52
04795	ABN AMRO Bank N.V. – Sinopec Corp European Warrants Jan 2008	80,000,000	2007/07/12	2008/01/14	41.60
06016	ABN AMRO Bank N.V. – China Travel European Wts Feb 2008 B	128,000,000	2007/07/12	2008/02/11	75.52
04496	BNP Paribas Arbit Issu B.V. – CC Bank European Wts Feb 2008	200,000,000	2007/07/12	2008/02/11	88.00
04529	BNP Paribas Arbit Issu B.V. – PetroChina Euro Wts Feb 2008	150,000,000	2007/07/12	2008/02/04	79.50
09955	BNP Paribas Arbit Issu B.V. – CC Bank Euro Wts Dec 2007 C	200,000,000	2007/07/12	2007/12/19	94.00
09956	BNP Paribas Arbit Issu B.V. – PetroChina Euro Wts Dec 2007 B	300,000,000	2007/07/12	2007/12/18	45.00
03434	Citigroup Global Mkt H Inc. – CC Bank European Wts Jan 2008	180,000,000	2007/07/12	2008/01/21	64.80
03439	Citigroup Global Mkt H Inc. – CNOOC European Wts Jan 2008	110,000,000	2007/07/12	2008/01/28	71.50
03441	Citigroup Global Mkt H Inc. – PetroChina Euro Wts Feb 2008	100,000,000	2007/07/12	2008/02/18	90.00
04448	Credit Suisse – CC Bank European Warrants Jan 2008 C	100,000,000	2007/07/12	2008/01/18	42.00
04449	Credit Suisse – CC Bank European Warrants Feb 2008	100,000,000	2007/07/12	2008/02/15	39.00
04455	Credit Suisse – Ch Comm Cons European Warrants Jan 2008 C	50,000,000	2007/07/12	2008/01/30	54.50
03525	Deutsche Bank AG – CNOOC European Warrants Jan 2008 A	200,000,000	2007/07/12	2008/01/14	214.00
03526	Deutsche Bank AG – CNOOC European Warrants Jan 2008 B	200,000,000	2007/07/12	2008/01/28	182.00
03576	Deutsche Bank AG – Sinopec Corp European Warrants Jan 2008	200,000,000	2007/07/12	2008/01/28	236.00
04476	Deutsche Bank AG – CC Bank European Warrants Feb 2008 C	200,000,000	2007/07/12	2008/02/11	118.00
04479	Deutsche Bank AG – HKEx European Warrants Jan 2008 B	200,000,000	2007/07/12	2008/01/28	52.00
03683	Deutsche Bank AG – HSI European Warrants Jan 2008 A	400,000,000	2007/07/12	2008/01/30	100.00
04568	Goldman Sachs SP (Asia) – Ch Comm Cons European Wts Feb 2008	200,000,000	2007/07/12	2008/02/11	50.00
04588	Goldman Sachs SP (Asia) – Ch Comm Cons European Wts Jun 2008	200,000,000	2007/07/12	2008/06/10	50.00
04646	Goldman Sachs SP (Asia) – China Shenhua Euro Wts Feb 2008	128,000,000	2007/07/12	2008/02/25	48.64
03433	HK Bank – Zijin Mining European Warrants Feb 2008 A	288,000,000	2007/07/12	2008/02/15	167.04
04656	KBC Fin Products Int'l Ltd. – BOC HK European Wts May 2008	400,000,000	2007/07/12	2008/05/02	100.00
04657	KBC Fin Products Int'l Ltd. – Ch Comm Cons Eur Wt Jan 2008 C	400,000,000	2007/07/12	2008/01/14	100.00
04538	Macquarie Bank Ltd. – Ch Comm Cons European Wts Jan 2008 C	388,000,000	2007/07/12	2008/01/30	113.30
04554	Macquarie Bank Ltd. – Ch Comm Cons European Put Wts Feb 2008	388,000,000	2007/07/12	2008/02/28	97.00
04430	SGA Societe Generale Acceptance N.V. – CK(H) Eur Wt Feb 08 A	150,000,000	2007/07/12	2008/02/29	151.50
04432	SGA Societe Generale Acceptance N.V. – CCB Euro Wts Feb 2008	200,000,000	2007/07/12	2008/02/18	112.00
04445	SGA Societe Generale Acceptance N.V. – SHK P Eur Wt Feb 2008	150,000,000	2007/07/12	2008/02/29	94.50
09926	SGA Societe Generale Acceptance N.V. – CLife Eur Wt Dec 07 D	300,000,000	2007/07/12	2007/12/31	105.00
04433	SGA Societe Generale Acceptance N.V. – CLife Eur Wt Jan 08 B	300,000,000	2007/07/12	2008/01/18	87.00
04436	SGA Societe Generale Acceptance N.V. – CLife Eur Wt Jan 08 C	300,000,000	2007/07/12	2008/01/28	111.00

主板 認股權證

股份 代號	衍生權證	上市時之			集資金額 (百萬港元)
		發行單位	上市日期	到期日	
04438	SGA Societe Generale Acceptance N.V. – CLife Euro Wts Feb 08	300,000,000	2007/07/12	2008/02/18	90.00
04440	SGA Societe Generale Acceptance N.V. – Ch Life Eu Wt Mar 08A	300,000,000	2007/07/12	2008/03/31	123.00
07389 #	UBS AG – China Life European Put Warrants Sep 2007	700,000,000	2007/07/12	2007/09/10	10.50
02262	ABN AMRO Bank N.V. – Ch Comm Cons European Wts Jan 2008 E	388,000,000	2007/07/13	2008/01/14	108.64
02279	ABN AMRO Bank N.V. – PetroChina European Warrants Nov 2008 C	588,000,000	2007/07/13	2008/11/24	147.00
01355	BNP Paribas Arbit Issu B.V. – Ch Comm Cons Eur Wt Jan 2008 D	200,000,000	2007/07/13	2008/01/14	52.00
01358	BNP Paribas Arbit Issu B.V. – Ch Comm Cons Eur Wt Feb 2008 D	200,000,000	2007/07/13	2008/02/21	50.00
01367	BNP Paribas Arbit Issu B.V. – China Life Eur Put Wt Mar 08 C	150,000,000	2007/07/13	2008/03/03	60.00
01368	BNP Paribas Arbit Issu B.V. – China Tel Euro Wts Feb 2008 B	150,000,000	2007/07/13	2008/02/11	54.00
06902	Calyon Fin P (G) Ltd. – China Mobile European Wts Jan 2008	150,000,000	2007/07/13	2008/01/14	82.35
06903	Calyon Fin P (G) Ltd. – HSBC European Warrants Mar 2008 A	200,000,000	2007/07/13	2008/03/03	123.20
02284	Calyon Fin P (G) Ltd. – China Coal European Wts Mar 2008 A	200,000,000	2007/07/13	2008/03/17	51.60
02295	Calyon Fin P (G) Ltd. – Ch Comm Cons European Wts Jan 2008	200,000,000	2007/07/13	2008/01/14	50.20
06901	Calyon Fin P (G) Ltd. – CC Bank European Warrants Feb 2008 B	100,000,000	2007/07/13	2008/02/04	53.00
01369	Deutsche Bank AG – China Coal European Warrants Feb 2008	200,000,000	2007/07/13	2008/02/11	52.00
01371	Deutsche Bank AG – Ch Comm Cons European Warrants Jan 2008 D	400,000,000	2007/07/13	2008/01/28	100.00
01372	Deutsche Bank AG – Ch Comm Cons European Warrants Feb 2008 B	400,000,000	2007/07/13	2008/02/04	100.00
01307	HK Bank – China Shenhua European Warrants Feb 2008	288,000,000	2007/07/13	2008/02/15	77.76
06906	KBC Fin Products Int'l Ltd. – CITIC Bank Euro Wts Feb 2008	160,000,000	2007/07/13	2008/02/06	99.20
06904	KBC Fin Products Int'l Ltd. – BOCL European Wts Jan 2008 B	400,000,000	2007/07/13	2008/01/15	100.00
06905	KBC Fin Products Int'l Ltd. – BOCL European Wts Jan 2008 C	400,000,000	2007/07/13	2008/01/15	100.00
09964	KBC Fin Products Int'l Ltd. – Hutchison Euro Wts Dec 2007 B	278,000,000	2007/07/13	2007/12/21	97.30
06907	KBC Fin Products Int'l Ltd. – HSI Euro Put Wts Jan 2008 C	400,000,000	2007/07/13	2008/01/30	100.00
01310	Macquarie Bank Ltd. – CC Bank European Warrants Jan 2008 A	200,000,000	2007/07/13	2008/01/30	50.20
02195	Macquarie Bank Ltd. – Ch Comm Cons European Wts Feb 2008A	388,000,000	2007/07/13	2008/02/28	100.49
01354	Macquarie Bank Ltd. – CC Bank European Put Warrants Jan 2008	200,000,000	2007/07/13	2008/01/30	53.60
01327	Macquarie Bank Ltd. – CNOOC European Warrants Mar 2008	200,000,000	2007/07/13	2008/03/28	59.80
01324	Macquarie Bank Ltd. – Sinopec Corp European Wts Jan 2008	200,000,000	2007/07/13	2008/01/30	51.80
01329	Macquarie Bank Ltd. – PetroChina European Wts Jan 2008 B	200,000,000	2007/07/13	2008/01/30	102.00
01334	Macquarie Bank Ltd. – PetroChina European Wts Jan 2008 C	200,000,000	2007/07/13	2008/01/30	62.80
06908	CC Rabobank B.A. – Beijing Airport European Wts Mar 2008 B	180,000,000	2007/07/13	2008/03/10	48.60
06909	CC Rabobank B.A. – Hunan Nonferrous European Wts Dec 2009	180,000,000	2007/07/13	2009/12/21	45.90
01292	UBS AG – Ch Comm Cons European Warrants Feb 2008 A	300,000,000	2007/07/13	2008/02/18	82.50
01303	UBS AG – Ch Comm Cons European Warrants Feb 2008 B	300,000,000	2007/07/13	2008/02/18	75.00
01304	UBS AG – CC Bank European Warrants Feb 2008 C	300,000,000	2007/07/13	2008/02/18	111.00
02196	UBS AG – Ch Comm Cons European Warrants Feb 2008 C	300,000,000	2007/07/13	2008/02/18	78.00
02197	UBS AG – Ch Comm Cons European Warrants Aug 2008 C	300,000,000	2007/07/13	2008/08/28	75.00
03769 #	ABN AMRO Bank N.V. – Bank of Comm European Wts Nov 2007 A	300,000,000	2007/07/13	2007/11/30	18.60
07555 #	ABN AMRO Bank N.V. – BankComm European Warrants Dec 2007 B	500,000,000	2007/07/13	2007/12/17	47.00
02282 #	Credit Suisse – China Life European Warrants Feb 2008 B	200,000,000	2007/07/13	2008/02/04	64.00
03784 #	Deutsche Bank AG – BankComm European Warrants Nov 2007	400,000,000	2007/07/13	2007/11/05	34.80
09032 #	Deutsche Bank AG – China Life European Warrants Dec 2007 B	400,000,000	2007/07/13	2007/12/28	172.00
09056 #	Deutsche Bank AG – China Life European Put Wts Dec 2007 C	400,000,000	2007/07/13	2007/12/17	51.20
07476 #	Deutsche Bank AG – HSBC European Warrants Nov 2007	200,000,000	2007/07/13	2007/11/08	81.00

主板 認股權證

股份 代號	衍生權證	上市時之			集資金額 (百萬港元)
		發行單位	上市日期	到期日	
09344 #	KBC Fin Products Int'l Ltd. – HSBC European Wts Oct 2007 D	242,000,000	2007/07/13	2007/10/17	98.01
07783 #	Macquarie Bank Ltd. – BOC HK European Warrants Oct 2007	688,000,000	2007/07/13	2007/10/30	90.82
03754 #	Macquarie Bank Ltd. – PCCW European Warrants Dec 2007	200,000,000	2007/07/13	2007/12/28	75.00
07739 #	CC Rabobank B.A. – Bank of EA European Warrants Nov 2007	180,000,000	2007/07/13	2007/11/19	42.30
01332 #	CC Rabobank B.A. – ICBC European Warrants Feb 2008	380,000,000	2007/07/13	2008/02/18	188.10
02128 #	CC Rabobank B.A. – MTRC European Warrants Dec 2007	180,000,000	2007/07/13	2007/12/12	34.20
07984 #	UBS AG – BOC HK European Warrants Feb 2008	500,000,000	2007/07/13	2008/02/11	30.50
09725 #	UBS AG – BOCL European Warrants Nov 2007 B	800,000,000	2007/07/13	2007/11/26	204.00
03747 #	UBS AG – MTRC European Warrants Dec 2007	400,000,000	2007/07/13	2007/12/10	18.80
06932	ABN AMRO Bank N.V. – BOC HK European Warrants Nov 2008	388,000,000	2007/07/16	2008/11/07	100.88
06933	ABN AMRO Bank N.V. – Hutchison European Warrants Jan 2008 B	88,000,000	2007/07/16	2008/01/21	40.48
06934	ABN AMRO Bank N.V. – HKEx European Warrants Jan 2008 D	488,000,000	2007/07/16	2008/01/28	122.00
06935	ABN AMRO Bank N.V. – HKEx European Warrants Feb 2008 B	488,000,000	2007/07/16	2008/02/18	122.00
06928	ABN AMRO Bank N.V. – BankComm European Warrants Jan 2008 B	88,000,000	2007/07/16	2008/01/30	43.12
06929	ABN AMRO Bank N.V. – China Life European Warrants Jan 2008 C	188,000,000	2007/07/16	2008/01/30	62.04
06930	ABN AMRO Bank N.V. – Ch Comm Cons European Wts Jan 2008 F	388,000,000	2007/07/16	2008/01/30	100.88
06931	ABN AMRO Bank N.V. – Jiangxi Copper European Wts Feb 2008	488,000,000	2007/07/16	2008/02/05	126.88
06919	Credit Suisse – Ch Comm Cons European Warrants Feb 2008	100,000,000	2007/07/16	2008/02/18	168.00
06920	Credit Suisse – China Life European Warrants Jan 2008 C	100,000,000	2007/07/16	2008/01/21	25.00
06921	Credit Suisse – China Life European Warrants Feb 2008 C	100,000,000	2007/07/16	2008/02/18	25.00
06925	Deutsche Bank AG – HSI European Warrants Jan 2008 B	400,000,000	2007/07/16	2008/01/30	100.00
06926	Deutsche Bank AG – HSI European Put Warrants Jan 2008 D	400,000,000	2007/07/16	2008/01/30	100.00
06927	Deutsche Bank AG – HSI European Put Warrants Jan 2008 E	400,000,000	2007/07/16	2008/01/30	104.00
06918	Deutsche Bank AG – HSI European Put Warrants Jan 2008 C	400,000,000	2007/07/16	2008/01/30	100.00
06915	Fortis Bank S.A./N.V. – China Netcom European Wts Mar 2008	236,000,000	2007/07/16	2008/03/31	92.75
06916	Fortis Bank S.A./N.V. – China Netcom European Wts Aug 2008	198,000,000	2007/07/16	2008/08/29	70.69
06917	Fortis Bank S.A./N.V. – HKEx European Warrants Feb 2008	33,000,000	2007/07/16	2008/02/06	30.26
06922	KBC Fin Products Int'l Ltd. – China Life Euro Wts Jan 2008 D	258,000,000	2007/07/16	2008/01/16	98.04
06923	KBC Fin Products Int'l Ltd. – HSCEI Euro Put Wts Jan 2008	400,000,000	2007/07/16	2008/01/30	100.00
06924	KBC Fin Products Int'l Ltd. – HSI European Wts Jan 2008 A	400,000,000	2007/07/16	2008/01/30	100.00
06911	UBS AG – Cheung Kong European Warrants Feb 2008	300,000,000	2007/07/16	2008/02/11	141.00
06912	UBS AG – SHK Ppt European Warrants Feb 2008	300,000,000	2007/07/16	2008/02/11	90.00
06910	UBS AG – HSI European Put Warrants Jan 2008 D	300,000,000	2007/07/16	2008/01/30	75.00
06913	UBS AG – HSI European Warrants Jan 2008 A	300,000,000	2007/07/16	2008/01/30	81.00
06914	UBS AG – HSI European Warrants Jan 2008 B	300,000,000	2007/07/16	2008/01/30	75.00
01710 #	Deutsche Bank AG – Ch Comm Cons European Put Wts Nov 2007	500,000,000	2007/06/18	2007/11/29	10.50
06985	ABN AMRO Bank N.V. – BOCL European Warrants Jan 2008 B	148,000,000	2007/07/17	2008/01/21	94.72
06986	ABN AMRO Bank N.V. – BOCL European Warrants Feb 2008 A	148,000,000	2007/07/17	2008/02/21	87.32
06990	ABN AMRO Bank N.V. – CM Bank European Warrants Jan 2008 C	238,000,000	2007/07/17	2008/01/28	88.06
06991	ABN AMRO Bank N.V. – ICBC European Warrants Feb 2008	128,000,000	2007/07/17	2008/02/11	35.84
06987	ABN AMRO Bank N.V. – BankComm European Warrants Jan 2008 C	78,000,000	2007/07/17	2008/01/23	92.82
06989	ABN AMRO Bank N.V. – BankComm European Warrants Nov 2008 A	688,000,000	2007/07/17	2008/11/21	172.00
06988	ABN AMRO Bank N.V. – BankComm European Warrants Aug 2008	688,000,000	2007/07/17	2008/08/28	178.88
06992	Deutsche Bank AG – BankComm European Warrants Feb 2008	200,000,000	2007/07/17	2008/02/25	182.00

主 板 認 股 權 證

股份 代號	衍生權證	上市時之			集資金額 (百萬港元)
		發行單位	上市日期	到期日	
06993	Deutsche Bank AG – CM Bank European Warrants Feb 2008 B	200,000,000	2007/07/17	2008/02/25	80.00
06994	Deutsche Bank AG – BOCL European Warrants Feb 2008 A	200,000,000	2007/07/17	2008/02/25	68.00
09036	Deutsche Bank AG – Hutchison European Warrants Dec 2007 B	300,000,000	2007/07/17	2007/12/10	180.00
06937	Deutsche Bank AG – Cheung Kong European Warrants Feb 2008 A	300,000,000	2007/07/17	2008/02/18	273.00
06938	Deutsche Bank AG – China Life European Warrants Mar 2008 A	400,000,000	2007/07/17	2008/03/03	168.00
06939	Deutsche Bank AG – ICBC European Warrants Feb 2008 B	300,000,000	2007/07/17	2008/02/18	105.00
06940	Deutsche Bank AG – Hutchison European Put Wts Jan 2008 B	200,000,000	2007/07/17	2008/01/28	82.00
05504	Goldman Sachs SP (Asia) – BOCL European Warrants Mar 2008	198,000,000	2007/07/17	2008/03/31	55.44
05507	Goldman Sachs SP (Asia) – Hutchison European Wts Jan 2008	120,000,000	2007/07/17	2008/01/21	50.40
05503	Goldman Sachs SP (Asia) – BankComm European Wts Jan 2008 B	88,000,000	2007/07/17	2008/01/21	49.28
05506	Goldman Sachs SP (Asia) – CM Bank European Wts Jan 2008 B	200,000,000	2007/07/17	2008/01/21	50.00
05505	Goldman Sachs SP (Asia) – BOCL European Warrants Jan 2008	152,000,000	2007/07/17	2008/01/21	48.64
09405	Goldman Sachs SP (Asia) – HSI European Warrants Dec 2007	228,000,000	2007/07/17	2007/12/28	50.16
06995	Goldman Sachs SP (Asia) – HSI European Warrants Jan 2008	200,000,000	2007/07/17	2008/01/30	50.00
09463	Goldman Sachs SP (Asia) – HSI European Put Warrants Dec 2007	330,000,000	2007/07/17	2007/12/28	49.50
06996	Goldman Sachs SP (Asia) – HSI European Put Warrants Jan 2008	200,000,000	2007/07/17	2008/01/30	50.00
06936	HK Bank – China Unicom European Warrants Mar 2008	288,000,000	2007/07/17	2008/03/19	72.00
06997	KBC Fin Products Int'l Ltd. – BOCL European Wts Jan 2008 D	400,000,000	2007/07/17	2008/01/17	100.00
05502	KBC Fin Products Int'l Ltd. – ICBC European Wts Jan 2008 C	288,000,000	2007/07/17	2008/01/17	97.92
05501	KBC Fin Products Int'l Ltd. – ICBC European Wts Jan 2008 B	168,000,000	2007/07/17	2008/01/07	99.12
06998	KBC Fin Products Int'l Ltd. – CC Bank Euro Wts Jan 2008 C	140,000,000	2007/07/17	2008/01/09	96.60
06999	KBC Fin Products Int'l Ltd. – Hutchison Euro Wts Feb 2008 A	228,000,000	2007/07/17	2008/02/04	95.76
06951	Macquarie Bank Ltd. – ICBC European Warrants Jan 2008	300,000,000	2007/07/17	2008/01/30	76.20
06952	Macquarie Bank Ltd. – CC Bank European Warrants Jan 2008 B	200,000,000	2007/07/17	2008/01/30	50.20
06953	Macquarie Bank Ltd. – SHK Ppt European Warrants Jan 2008	200,000,000	2007/07/17	2008/01/30	81.60
06954	Macquarie Bank Ltd. – Swire Pac A European Warrants Mar 2008	200,000,000	2007/07/17	2008/03/28	71.00
06955	Macquarie Bank Ltd. – ICBC European Put Warrants Jan 2008	250,000,000	2007/07/17	2008/01/30	86.75
06961	Macquarie Bank Ltd. – CITIC Pacific European Wts Jan 2008	200,000,000	2007/07/17	2008/01/30	51.20
06962	Macquarie Bank Ltd. – BOCL European Warrants Jan 2008	300,000,000	2007/07/17	2008/01/30	76.80
06963	Macquarie Bank Ltd. – CM Bank European Warrants Jan 2008 B	388,000,000	2007/07/17	2008/01/30	97.78
06964	Macquarie Bank Ltd. – BOCL European Put Warrants Jan 2008	250,000,000	2007/07/17	2008/01/30	91.00
06965	Macquarie Bank Ltd. – CM Bank European Put Warrants Jan 2008	388,000,000	2007/07/17	2008/01/30	118.34
06956	Macquarie Bank Ltd. – Cheung Kong European Wts Jan 2008 A	200,000,000	2007/07/17	2008/01/30	152.80
06957	Macquarie Bank Ltd. – Cheung Kong European Wts Jan 2008 B	200,000,000	2007/07/17	2008/01/30	114.40
06958	Macquarie Bank Ltd. – Henderson Land Dev Euro Wts Jan 2008	200,000,000	2007/07/17	2008/01/30	52.40
06959	Macquarie Bank Ltd. – Hutchison European Warrants Jan 2008 A	200,000,000	2007/07/17	2008/01/30	101.60
06960	Macquarie Bank Ltd. – Hutchison European Warrants Jan 2008 B	200,000,000	2007/07/17	2008/01/30	66.80
06947	Macquarie Bank Ltd. – China Life European Wts Jan 2008 C	300,000,000	2007/07/17	2008/01/30	78.60
06948	Macquarie Bank Ltd. – Ping An European Warrants Jan 2008	250,000,000	2007/07/17	2008/01/30	93.50
06949	Macquarie Bank Ltd. – China Life European Put Wts Jan 2008 D	250,000,000	2007/07/17	2008/01/30	73.50
06950	Macquarie Bank Ltd. – Ping An European Put Warrants Jan 2008	250,000,000	2007/07/17	2008/01/30	102.25
06966	Macquarie Bank Ltd. – HSCEI European Warrants Jan 2008 C	388,000,000	2007/07/17	2008/01/30	97.39
06970	Macquarie Bank Ltd. – HSCEI European Put Warrants Jan 2008 A	288,000,000	2007/07/17	2008/01/30	72.00
06967	Macquarie Bank Ltd. – HSI European Warrants Jan 2008 A	388,000,000	2007/07/17	2008/01/30	97.39

主板 認股權證

股份 代號	衍生權證	上市時之			集資金額 (百萬港元)
		發行單位	上市日期	到期日	
06968	Macquarie Bank Ltd. – HSI European Warrants Jan 2008 B	388,000,000	2007/07/17	2008/01/30	97.00
06969	Macquarie Bank Ltd. – HSI European Put Warrants Jan 2008 C	388,000,000	2007/07/17	2008/01/30	97.78
06973	SGA Societe Generale Acceptance N.V. – BOCL Eu Wt Jan 2008 A	200,000,000	2007/07/17	2008/01/30	62.00
06974	SGA Societe Generale Acceptance N.V. – BOCL Eu Wt Feb 2008 A	200,000,000	2007/07/17	2008/02/28	54.00
06975	SGA Societe Generale Acceptance N.V. – ICBC Eu Wt Jan 2008 C	200,000,000	2007/07/17	2008/01/30	76.00
06976	SGA Societe Generale Acceptance N.V. – JIANG Eur Wt Mar 08 B	100,000,000	2007/07/17	2008/03/31	38.00
09146	SGA Societe Generale Acceptance N.V. – HSI Eur Wt Dec 2007 C	500,000,000	2007/07/17	2007/12/28	110.00
09329	SGA Societe Generale Acceptance N.V. – HSI Eur Wt Dec 2007 D	500,000,000	2007/07/17	2007/12/28	110.00
06977	SGA Societe Generale Acceptance N.V. – HSI Eur Wt Jan 2008 A	500,000,000	2007/07/17	2008/01/30	125.00
06978	SGA Societe Generale Acceptance N.V. – HSI Eur Wt Jan 2008 B	500,000,000	2007/07/17	2008/01/30	125.00
06979	SGA Societe Generale Acceptance N.V. – HSI Eur Wt Jan 2008 C	500,000,000	2007/07/17	2008/01/30	125.00
06980	SGA Societe Generale Acceptance N.V. – HSI Eur Wt Jan 2008 D	500,000,000	2007/07/17	2008/01/30	125.00
09339	SGA Societe Generale Acceptance N.V. – HSI Eu Put Wt Dec 07F	500,000,000	2007/07/17	2007/12/28	75.00
06981	SGA Societe Generale Acceptance N.V. – HSI Eu Put Wt Jan 08E	500,000,000	2007/07/17	2008/01/30	125.00
06982	SGA Societe Generale Acceptance N.V. – HSI Eu Put Wt Jan 08F	500,000,000	2007/07/17	2008/01/30	110.00
06983	SGA Societe Generale Acceptance N.V. – HSI Eu Put Wt Jan 08G	500,000,000	2007/07/17	2008/01/30	125.00
06984	SGA Societe Generale Acceptance N.V. – HSI Eu Put Wt Jan 08H	500,000,000	2007/07/17	2008/01/30	125.00
06944	UBS AG – CM Bank European Warrants Aug 2008 C	300,000,000	2007/07/17	2008/08/08	78.00
06945	UBS AG – HKEx European Warrants Jun 2008	300,000,000	2007/07/17	2008/06/16	75.00
06946	UBS AG – MTRC European Warrants Jun 2008	300,000,000	2007/07/17	2008/06/16	75.00
06972	UBS AG – ICBC European Warrants Mar 2008 D	300,000,000	2007/07/17	2008/03/25	75.00
06971	UBS AG – ICBC European Warrants Mar 2008 C	300,000,000	2007/07/17	2008/03/25	93.00
06941	UBS AG – HKEx European Put Warrants Jun 2008	300,000,000	2007/07/17	2008/06/16	75.00
06942	UBS AG – Bank of EA European Warrants Apr 2008	300,000,000	2007/07/17	2008/04/07	75.00
06943	UBS AG – BOC HK European Warrants Jun 2008 A	300,000,000	2007/07/17	2008/06/16	75.00
09544 #	ABN AMRO Bank N.V. – BankComm European Warrants Oct 2007 B	50,000,000	2007/07/17	2007/10/30	44.00
09012 #	ABN AMRO Bank N.V. – BankComm European Warrants Dec 2007 A	500,000,000	2007/07/17	2007/12/17	51.00
07436 #	ABN AMRO Bank N.V. – CITIC Bank European Warrants Aug 2008	500,000,000	2007/07/17	2008/08/28	43.00
09601 #	ABN AMRO Bank N.V. – Jiangxi Copper European Wts Nov 2007 B	200,000,000	2007/07/17	2007/11/05	58.00
09099 #	KBC Fin Products Int'l Ltd. – BOCL European Wts Dec 2007 B	430,000,000	2007/07/17	2007/12/24	197.80
03402 #	SGA Societe Generale Acceptance N.V. – HSI Eu Put Wt Nov 07C	500,000,000	2007/07/17	2007/11/29	47.50
09559 #	SGA Societe Generale Acceptance N.V. – HSI Eu Put Wt Nov 07E	500,000,000	2007/07/17	2007/11/29	36.50
05550	ABN AMRO Bank N.V. – BankComm European Warrants Sep 2008 A	688,000,000	2007/07/18	2008/09/08	178.88
05551	ABN AMRO Bank N.V. – China Mobile European Wts Jan 2008 D	88,000,000	2007/07/18	2008/01/28	101.20
05508	Calyon Fin P (G) Ltd. – BOCL European Warrants Jan 2008	200,000,000	2007/07/18	2008/01/21	56.00
05509	Calyon Fin P (G) Ltd. – Hutchison European Warrants Jan 2008	150,000,000	2007/07/18	2008/01/21	67.95
05510	Calyon Fin P (G) Ltd. – ICBC European Warrants Mar 2008 A	200,000,000	2007/07/18	2008/03/17	58.00
05511	Calyon Fin P (G) Ltd. – SHK Ppt European Warrants Jan 2008	150,000,000	2007/07/18	2008/01/21	73.35
05539	Deutsche Bank AG – BOCL European Warrants Mar 2008 A	400,000,000	2007/07/18	2008/03/10	124.00
05540	Deutsche Bank AG – BankComm European Warrants Sep 2008	400,000,000	2007/07/18	2008/09/01	100.00
05541	Deutsche Bank AG – CC Bank European Warrants Mar 2008 A	400,000,000	2007/07/18	2008/03/17	248.00
05542	Deutsche Bank AG – China Life European Put Wts Feb 2008 C	400,000,000	2007/07/18	2008/02/25	160.00
05543	Deutsche Bank AG – CM Bank European Warrants Mar 2008 B	400,000,000	2007/07/18	2008/03/31	132.00
05544	Deutsche Bank AG – HKEx European Warrants Feb 2008 A	400,000,000	2007/07/18	2008/02/25	100.00

主 板 認 股 權 證

股份 代號	衍生權證	上市時之			集資金額 (百萬港元)
		發行單位	上市日期	到期日	
05545	Deutsche Bank AG – ICBC European Warrants Mar 2008	400,000,000	2007/07/18	2008/03/10	172.00
09612	Deutsche Bank AG – China Life European Put Wts Dec 2007 D	400,000,000	2007/07/18	2007/12/28	104.00
05546	KBC Fin Products Int'l Ltd. – HSBC European Wts Jan 2008	408,000,000	2007/07/18	2008/01/14	99.96
09646	KBC Fin Products Int'l Ltd. – HSBC European Wts Dec 2007 C	238,000,000	2007/07/18	2007/12/17	99.96
05547	KBC Fin Products Int'l Ltd. – HSI European Wts Jan 2008 B	400,000,000	2007/07/18	2008/01/30	100.00
05548	KBC Fin Products Int'l Ltd. – HSI Euro Put Wts Jan 2008 D	400,000,000	2007/07/18	2008/01/30	100.00
05549	KBC Fin Products Int'l Ltd. – HSI Euro Put Wts Jan 2008 E	400,000,000	2007/07/18	2008/01/30	100.00
05536	Lehman Brothers Holdings Inc. – Hutchison Eur Wts Mar 2008 A	200,000,000	2007/07/18	2008/03/31	75.60
05538	Lehman Brothers Holdings Inc. – SHK Ppt Euro Wts Mar 2008	200,000,000	2007/07/18	2008/03/31	79.80
05531	Lehman Brothers Holdings Inc. – BEA European Wts Mar 2008	120,000,000	2007/07/18	2008/03/31	36.84
05535	Lehman Brothers Holdings Inc. – CITIC Pac Euro Wts Mar 2008	250,000,000	2007/07/18	2008/03/31	76.50
05534	Lehman Brothers Holdings Inc. – Sinopec Corp Eur Wt Mar 08 A	150,000,000	2007/07/18	2008/03/31	124.80
05533	Lehman Brothers Holdings Inc. – Ch Overseas Eu Wt Mar 2008 A	100,000,000	2007/07/18	2008/03/31	153.80
05537	Lehman Brothers Holdings Inc. – PetroChina Eur Wt Mar 2008 A	150,000,000	2007/07/18	2008/03/31	96.45
05532	Lehman Brothers Holdings Inc. – China Coal Eur Wt Mar 2008 A	400,000,000	2007/07/18	2008/03/31	101.20
05529	Macquarie Bank Ltd. – BankComm European Warrants Jan 2008 B	300,000,000	2007/07/18	2008/01/30	124.20
05530	Macquarie Bank Ltd. – China Telecom European Wts Jan 2008	300,000,000	2007/07/18	2008/01/30	106.20
05515	CC Rabobank B.A. – Ch Comm Cons European Warrants Mar 2008 B	180,000,000	2007/07/18	2008/03/17	45.00
05516	CC Rabobank B.A. – CC Bank European Warrants Feb 2008 B	180,000,000	2007/07/18	2008/02/04	126.00
05517	CC Rabobank B.A. – CC Bank European Warrants Jun 2008	180,000,000	2007/07/18	2008/06/17	135.00
05518	CC Rabobank B.A. – Sinopec Corp European Warrants Aug 2009	180,000,000	2007/07/18	2009/08/17	45.00
05519	CC Rabobank B.A. – HKEx European Warrants Feb 2008	180,000,000	2007/07/18	2008/02/25	45.00
05520	CC Rabobank B.A. – Hutchison European Warrants Jan 2008 B	180,000,000	2007/07/18	2008/01/21	100.80
05521	CC Rabobank B.A. – PetroChina European Warrants Jan 2009	180,000,000	2007/07/18	2009/01/09	48.60
05522	CC Rabobank B.A. – PetroChina European Put Wts May 2009	180,000,000	2007/07/18	2009/05/04	45.00
05523	SGA Societe Generale Acceptance N.V. – BOCm Eur Wt Jan 2008	50,000,000	2007/07/18	2008/01/30	41.00
05524	SGA Societe Generale Acceptance N.V. – CCB Eur Wt Mar 2008 A	150,000,000	2007/07/18	2008/03/03	105.00
05525	SGA Societe Generale Acceptance N.V. – CCB Eur Wt Apr 2008 B	150,000,000	2007/07/18	2008/04/07	99.00
05526	SGA Societe Generale Acceptance N.V. – HWL Euro Wts Feb 2008	200,000,000	2007/07/18	2008/02/11	118.00
09550	SGA Societe Generale Acceptance N.V. – ICBC Eu Wt Nov 2007 C	200,000,000	2007/07/18	2007/11/19	53.00
05527	SGA Societe Generale Acceptance N.V. – ICBC Eu Wt Jan 2008 D	200,000,000	2007/07/18	2008/01/30	76.00
05528	SGA Societe Generale Acceptance N.V. – SHK P Eur Wt Jan 2008	150,000,000	2007/07/18	2008/01/30	114.00
05512	UBS AG – BOCL European Warrants Mar 2008 C	300,000,000	2007/07/18	2008/03/31	75.00
05513	UBS AG – BOCL European Warrants Aug 2008 C	300,000,000	2007/07/18	2008/08/28	78.00
05514	UBS AG – BOCL European Put Warrants Mar 2008	300,000,000	2007/07/18	2008/03/31	76.50
07748 #	Citigroup Global Mkt H Inc. – BOC HK European Wts Dec 2007	388,000,000	2007/07/18	2007/12/10	34.53
07488 #	Deutsche Bank AG – CITIC Bank European Warrants Aug 2008	400,000,000	2007/07/18	2008/08/28	41.20
09597 #	Macquarie Bank Ltd. – HSI European Put Warrants Dec 2007 D	1,300,000,000	2007/07/18	2007/12/28	157.30
05556	BNP Paribas Arbit Issu B.V. – HSI European Wts Jan 2008 E	400,000,000	2007/07/19	2008/01/30	110.00
05557	BNP Paribas Arbit Issu B.V. – HSI European Wts Jan 2008 F	400,000,000	2007/07/19	2008/01/30	112.00
05558	BNP Paribas Arbit Issu B.V. – HSI European Wts Jan 2008 G	400,000,000	2007/07/19	2008/01/30	101.60
05552	UBS AG – BankComm European Warrants Aug 2009 B	300,000,000	2007/07/19	2009/08/28	78.00
05553	UBS AG – BankComm European Warrants Aug 2009 C	300,000,000	2007/07/19	2009/08/28	75.00
05554	UBS AG – CLP European Warrants Feb 2008 B	300,000,000	2007/07/19	2008/02/11	78.00

主板 認股權證

股份 代號	衍生權證	上市時之			集資金額 (百萬港元)
		發行單位	上市日期	到期日	
05555	UBS AG – HK Gas European Warrants Sep 2008	300,000,000	2007/07/19	2008/09/22	75.00
07662 #	ABN AMRO Bank N.V. – China Mobile European Wts Sep 2007 A	100,000,000	2007/07/19	2007/09/24	62.00
05574	ABN AMRO Bank N.V. – China Mobile European Wts Feb 2008	80,000,000	2007/07/20	2008/02/11	66.40
05567	BNP Paribas Arbit Issu B.V. – Ch Mobile Euro Wts Jan 2008 B	200,000,000	2007/07/20	2008/01/21	98.00
05568	BNP Paribas Arbit Issu B.V. – Ch Mobile Euro Wts Feb 2008	200,000,000	2007/07/20	2008/02/04	78.00
05571	BNP Paribas Arbit Issu B.V. – Ch Mobile Eur Put Wts Jan 08 D	200,000,000	2007/07/20	2008/01/21	160.00
05561	Citigroup Global Mkt H Inc. – BOCL European Wts Feb 2008	230,000,000	2007/07/20	2008/02/06	64.40
05562	Citigroup Global Mkt H Inc. – Sinopec Corp Euro Wts Feb 2008	100,000,000	2007/07/20	2008/02/25	65.00
05564	Citigroup Global Mkt H Inc. – Huaneng Power Euro Wt Jan 2008	85,000,000	2007/07/20	2008/01/21	63.75
05565	Citigroup Global Mkt H Inc. – ICBC European Wts Jan 2008	200,000,000	2007/07/20	2008/01/21	66.00
05566	Citigroup Global Mkt H Inc. – Ping An European Wts Jan 2008	130,000,000	2007/07/20	2008/01/21	65.00
05572	Deutsche Bank AG – Ch Comm Cons Euro Put Warrants Feb 2008	400,000,000	2007/07/20	2008/02/28	60.00
05573	Deutsche Bank AG – China Mobile European Put Wts Jan 2008 E	400,000,000	2007/07/20	2008/01/21	264.00
05575	Goldman Sachs SP (Asia) – China Mobile European Wts Jan 2008	56,000,000	2007/07/20	2008/01/28	49.28
05569	Macquarie Bank Ltd. – China Unicom European Wts Jun 2008 B	388,000,000	2007/07/20	2008/06/27	97.39
05570	Macquarie Bank Ltd. – Huaneng Power European Wts Jan 2008	100,000,000	2007/07/20	2008/01/30	69.50
05559	UBS AG – China Mobile European Warrants Feb 2008 A	300,000,000	2007/07/20	2008/02/25	117.00
05560	UBS AG – China Mobile European Warrants Feb 2008 B	300,000,000	2007/07/20	2008/02/25	81.00
05563	UBS AG – China Mobile European Put Warrants Feb 2008	300,000,000	2007/07/20	2008/02/25	153.00
04538 #	Macquarie Bank Ltd. – Ch Comm Cons European Wts Jan 2008 C	1,000,000,000	2007/07/20	2008/01/30	275.00
05585	BNP Paribas Arbit Issu B.V. – Cheung Kong Euro Wts Feb 2008	100,000,000	2007/07/23	2008/02/11	40.00
05586	BNP Paribas Arbit Issu B.V. – HKEx European Wts Mar 2008	200,000,000	2007/07/23	2008/03/03	50.00
05587	BNP Paribas Arbit Issu B.V. – Ping An European Wts Feb 2008	150,000,000	2007/07/23	2008/02/25	70.50
05588	BNP Paribas Arbit Issu B.V. – SHK Ppt European Wts Jan 2008	100,000,000	2007/07/23	2008/01/28	33.00
05591	Citigroup Global Mkt H Inc. – HK Gas European Wts Jan 2008	120,000,000	2007/07/23	2008/01/21	66.00
05594	Deutsche Bank AG – HSI European Warrants Jan 2008 F	400,000,000	2007/07/23	2008/01/30	100.00
05598	Deutsche Bank AG – HSI European Put Warrants Jan 2008 G	400,000,000	2007/07/23	2008/01/30	104.00
05595	Deutsche Bank AG – MTRC European Warrants Feb 2008	200,000,000	2007/07/23	2008/02/25	50.00
05590	Goldman Sachs SP (Asia) – China Mobile European Wts Jan 2009	200,000,000	2007/07/23	2009/01/12	50.00
05582	HK Bank – BOCL European Warrants Mar 2008 A	288,000,000	2007/07/23	2008/03/14	95.04
05583	HK Bank – BOCL European Warrants Mar 2008 B	288,000,000	2007/07/23	2008/03/14	77.76
05584	HK Bank – Esprit European Warrants Mar 2008	188,000,000	2007/07/23	2008/03/14	82.72
09688	KBC Fin Products Int'l Ltd. – Ch Mobile Euro Wts Dec 2007	118,000,000	2007/07/23	2007/12/20	99.12
05592	KBC Fin Products Int'l Ltd. – Ch Mobile Euro Wts Jan 2008 B	138,000,000	2007/07/23	2008/01/23	97.98
05596	KBC Fin Products Int'l Ltd. – Ch Mobile Eu Put Wt Jan 2008 D	148,000,000	2007/07/23	2008/01/23	99.16
05576	SGA Societe Generale Acceptance N.V. – HSCEI Eur Wt Feb 08 D	200,000,000	2007/07/23	2008/02/28	50.00
05581	SGA Societe Generale Acceptance N.V. – HSCEI Eu Put Wt Feb08F	200,000,000	2007/07/23	2008/02/28	50.00
05580	SGA Societe Generale Acceptance N.V. – HSCEI Eu Put Wt Feb08E	200,000,000	2007/07/23	2008/02/28	50.00
05579	SGA Societe Generale Acceptance N.V. – HSI Eur Wt Feb 2008 C	500,000,000	2007/07/23	2008/02/28	125.00
05578	SGA Societe Generale Acceptance N.V. – HSI Eur Wt Feb 2008 B	500,000,000	2007/07/23	2008/02/28	125.00
05577	SGA Societe Generale Acceptance N.V. – HSI Eur Wt Feb 2008 A	500,000,000	2007/07/23	2008/02/28	125.00
05589	UBS AG – HSCEI European Warrants Jan 2008 B	300,000,000	2007/07/23	2008/01/30	75.00
05593	UBS AG – HSCEI European Put Warrants Jan 2008 D	300,000,000	2007/07/23	2008/01/30	75.00
03769 #	ABN AMRO Bank N.V. – Bank of Comm European Wts Nov 2007 A	500,000,000	2007/07/23	2007/11/30	42.00

主板 認股權證

股份 代號	衍生權證	上市時之			集資金額 (百萬港元)
		發行單位	上市日期	到期日	
07489 #	KBC Fin Products Int'l Ltd. – HSBC European Wts Feb 2010	668,000,000	2007/07/23	2010/02/22	98.20
02195 #	Macquarie Bank Ltd. – Ch Comm Cons European Wts Feb 2008 A	1,000,000,000	2007/07/23	2008/02/28	199.00
05608	ABN AMRO Bank N.V. – CNOOC European Warrants Feb 2008 A	80,000,000	2007/07/24	2008/02/11	70.40
05609	ABN AMRO Bank N.V. – CNOOC European Warrants Feb 2008 B	80,000,000	2007/07/24	2008/02/04	52.80
05610	ABN AMRO Bank N.V. – Ch Comm Cons European Wts Feb 2008 B	380,000,000	2007/07/24	2008/02/04	106.40
05612	ABN AMRO Bank N.V. – Ch Comm Cons European Wts Feb 2008 C	380,000,000	2007/07/24	2008/02/11	95.00
05613	ABN AMRO Bank N.V. – Foxconn European Warrants Jan 2008 B	280,000,000	2007/07/24	2008/01/28	70.00
05602	BNP Paribas Arbit Issu B.V. – Ch Comm Cons Eur Wt Mar 2008 C	300,000,000	2007/07/24	2008/03/13	87.00
05603	BNP Paribas Arbit Issu B.V. – Ch Comm Cons Euro Wts Apr 2008	300,000,000	2007/07/24	2008/04/07	84.00
05604	BNP Paribas Arbit Issu B.V. – ICBC European Wts Jan 2008 B	200,000,000	2007/07/24	2008/01/28	80.00
05605	BNP Paribas Arbit Issu B.V. – ICBC European Wts Feb 2008 A	200,000,000	2007/07/24	2008/02/18	52.00
05606	BNP Paribas Arbit Issu B.V. – JX Copper Euro Wts Jan 2008	200,000,000	2007/07/24	2008/01/28	58.00
05597	Deutsche Bank AG – BankComm European Warrants Nov 2008	400,000,000	2007/07/24	2008/11/24	100.00
05599	Deutsche Bank AG – PetroChina European Warrants Nov 2008 A	400,000,000	2007/07/24	2008/11/10	76.00
05600	Deutsche Bank AG – PetroChina European Warrants Nov 2008 B	400,000,000	2007/07/24	2008/11/24	72.00
05601	Deutsche Bank AG – Zijin Mining European Warrants Feb 2008	200,000,000	2007/07/24	2008/02/28	182.00
05607	Deutsche Bank AG – Ch Comm Cons European Warrants Mar 2008 C	400,000,000	2007/07/24	2008/03/31	100.00
05611	Deutsche Bank AG – Ch Comm Cons European Put Wts Mar 2008	400,000,000	2007/07/24	2008/03/31	100.00
07657 #	BOCI Asia Ltd. – Johnson Elect European Warrants Sep 2007	120,000,000	2007/07/24	2007/09/12	10.20
01355 #	BNP Paribas Arbit Issu B.V. – Ch Comm Cons Eur Wt Jan 2008 D	300,000,000	2007/07/24	2008/01/14	72.90
07960 #	BNP Paribas Arbit Issu B.V. – China Life Euro Wts Dec 2007 A	400,000,000	2007/07/24	2007/12/17	176.00
09155 #	Calyon Fin P (G) Ltd. – Foxconn European Warrants Dec 2007 A	200,000,000	2007/07/24	2007/12/24	40.40
01371 #	Deutsche Bank AG – Ch Comm Cons European Warrants Jan 2008 D	400,000,000	2007/07/24	2008/01/28	93.60
09056 #	Deutsche Bank AG – China Life European Put Wts Dec 2007 C	400,000,000	2007/07/13	2007/12/17	61.20
05637	ABN AMRO Bank N.V. – Sinopec Corp European Warrants Feb 2008	88,000,000	2007/07/25	2008/02/04	85.36
05619	BOCI Asia Ltd. – Ch Comm Cons European Warrants Mar 2008	100,000,000	2007/07/25	2008/03/17	30.00
05620	BOCI Asia Ltd. – China Life European Warrants Feb 2008	500,000,000	2007/07/25	2008/02/20	232.50
05621	BOCI Asia Ltd. – Nine Dragons European Warrants Jan 2008	500,000,000	2007/07/25	2008/01/30	275.00
05622	BOCI Asia Ltd. – CM Bank European Warrants Jan 2008	200,000,000	2007/07/25	2008/01/30	60.00
05623	BOCI Asia Ltd. – BOCL European Warrants Mar 2008	200,000,000	2007/07/25	2008/03/17	52.00
05624	BOCI Asia Ltd. – Sinopec Corp European Warrants Jan 2008	100,000,000	2007/07/25	2008/01/31	105.00
05625	BOCI Asia Ltd. – Tencent Holdings European Warrants Feb 2008	200,000,000	2007/07/25	2008/02/13	120.00
05626	BOCI Asia Ltd. – PetroChina European Warrants Jul 2008	200,000,000	2007/07/25	2008/07/07	50.00
05627	BOCI Asia Ltd. – China Mobile European Warrants Jan 2008	200,000,000	2007/07/25	2008/01/30	190.00
05628	BOCI Asia Ltd. – China Shenhua Euro Wts Mar 2008	100,000,000	2007/07/25	2008/03/19	50.00
05614	HK Bank – BOC HK European Warrants Mar 2008	288,000,000	2007/07/25	2008/03/14	72.00
05615	HK Bank – China Coal European Warrants Mar 2008 B	288,000,000	2007/07/25	2008/03/14	86.40
05616	HK Bank – China Coal European Warrants Mar 2008 C	288,000,000	2007/07/25	2008/03/14	72.00
05617	HK Bank – Foxconn European Warrants Mar 2008 A	288,000,000	2007/07/25	2008/03/14	92.16
05618	HK Bank – Foxconn European Warrants Mar 2008 B	288,000,000	2007/07/25	2008/03/14	72.00
05629	Macquarie Bank Ltd. – Agile Ppt European Warrants Jul 2008	188,000,000	2007/07/25	2008/07/30	47.00
05630	Macquarie Bank Ltd. – China Mengniu European Wts Jan 2008	188,000,000	2007/07/25	2008/01/30	47.19
05631	Macquarie Bank Ltd. – HK Gas Euro Warrants Dec 2008	200,000,000	2007/07/25	2008/12/30	50.80
05632	Macquarie Bank Ltd. – Nine Dragons European Wts Apr 2008	188,000,000	2007/07/25	2008/04/29	48.88

主板 認股權證

股份 代號	衍生權證	上市時之			集資金額 (百萬港元)
		發行單位	上市日期	到期日	
05634	Macquarie Bank Ltd. – China Shenhua European Wts Jan 2008 C	188,000,000	2007/07/25	2008/01/30	47.38
05635	Macquarie Bank Ltd. – Yanzhou Coal European Wts Jun 2008 B	188,000,000	2007/07/25	2008/06/27	49.44
05636	Macquarie Bank Ltd. – Datang European Warrants Jan 2008	88,000,000	2007/07/25	2008/01/30	42.59
05638	Macquarie Bank Ltd. – Ch Comm Cons European Wts Feb 2008 B	688,000,000	2007/07/25	2008/02/28	172.69
05639	Macquarie Bank Ltd. – Ch Comm Cons European Put Wts Jan 2008	388,000,000	2007/07/25	2008/01/30	98.16
05633	Macquarie Bank Ltd. – A50 China European Warrants Jan 2008	388,000,000	2007/07/25	2008/01/30	97.00
03766 #	Deutsche Bank AG – China Life European Warrants Oct 2007 A	200,000,000	2007/07/25	2007/10/15	21.00
07476 #	Deutsche Bank AG – HSBC European Warrants Nov 2007	500,000,000	2007/07/25	2007/11/08	222.50
09580 #	KBC Fin Products Int'l Ltd. – HSI Euro Put Wts Dec 2007 F	600,000,000	2007/07/25	2007/12/28	70.20
07524 #	Macquarie Bank Ltd. – Hang Seng Bank European Wts Oct 2007	200,000,000	2007/07/25	2007/10/30	102.00
07534 #	UBS AG – HS Bank European Warrants Nov 2007	400,000,000	2007/07/25	2007/11/19	77.60
05647	Calyon Fin P (G) Ltd. – China Netcom European Wts May 2008	200,000,000	2007/07/26	2008/05/09	55.20
05648	Calyon Fin P (G) Ltd. – HS Bank European Warrants Jan 2008	150,000,000	2007/07/26	2008/01/28	90.60
05649	Calyon Fin P (G) Ltd. – HKEx European Warrants Apr 2008	500,000,000	2007/07/26	2008/04/01	127.00
05650	Calyon Fin P (G) Ltd. – MTRC European Warrants Mar 2008	200,000,000	2007/07/26	2008/03/28	51.20
05653	KBC Fin Products Int'l Ltd. – China Life Eur Put Wt Jan 2008	268,000,000	2007/07/26	2008/01/28	99.16
05652	KBC Fin Products Int'l Ltd. – China Life Euro Wts Sep 2009 B	268,000,000	2007/07/26	2009/09/29	198.32
05651	KBC Fin Products Int'l Ltd. – BOCL European Wts Jan 2008 E	400,000,000	2007/07/26	2008/01/28	100.00
05655	KBC Fin Products Int'l Ltd. – ICBC European Wts Feb 2008A	400,000,000	2007/07/26	2008/02/01	100.00
05654	KBC Fin Products Int'l Ltd. – HSBC European Wts Apr 2008 A	228,000,000	2007/07/26	2008/04/01	95.76
05641	SGA Societe Generale Acceptance N.V. – CCCCL Eur Wt Jan 08 B	200,000,000	2007/07/26	2008/01/14	54.00
05642	SGA Societe Generale Acceptance N.V. – CCCCL Eur Wt Feb 08 C	200,000,000	2007/07/26	2008/02/04	50.00
05640	SGA Societe Generale Acceptance N.V. – Ch Mob Eu Wt Feb 08 B	300,000,000	2007/07/26	2008/02/04	387.00
05644	SGA Societe Generale Acceptance N.V. – CMob Eu Put Wt Feb 08	300,000,000	2007/07/26	2008/02/04	234.00
05643	SGA Societe Generale Acceptance N.V. – CMob Eu Put Wt Jan08B	300,000,000	2007/07/26	2008/01/28	282.00
05645	UBS AG – A50 China European Warrants Aug 2008 B	300,000,000	2007/07/26	2008/08/08	75.00
05646	UBS AG – Yanzhou Coal European Wts Jul 2008	300,000,000	2007/07/26	2008/07/07	75.00
09541 #	ABN AMRO Bank N.V. – BOCL European Warrants Dec 2007 A	100,000,000	2007/07/26	2007/12/03	24.70
09926 #	SGA Societe Generale Acceptance N.V. – CLife Eur Wt Dec 07 D	300,000,000	2007/07/26	2007/12/31	114.00
02444 #	SGA Societe Generale Acceptance N.V. – HWL Eur Wt Nov 2007 C	100,000,000	2007/07/26	2007/11/19	51.00
05670	ABN AMRO Bank N.V. – Ping An European Warrants Oct 2008 A	888,000,000	2007/07/27	2008/10/20	222.00
05671	ABN AMRO Bank N.V. – Ping An European Warrants Jan 2008 B	88,000,000	2007/07/27	2008/01/28	104.72
05672	ABN AMRO Bank N.V. – PetroChina European Warrants Jan 2008 B	60,000,000	2007/07/27	2008/01/30	61.20
09703	Deutsche Bank AG – CC Bank European Put Warrants Dec 2007 B	200,000,000	2007/07/27	2007/12/28	50.00
05668	Deutsche Bank AG – ICBC European Put Warrants Jan 2008	200,000,000	2007/07/27	2008/01/28	54.00
05669	Deutsche Bank AG – Hutchison European Warrants Feb 2008	200,000,000	2007/07/27	2008/02/25	116.00
05676	KBC Fin Products Int'l Ltd. – ICBC European Wts Jan 2008 D	400,000,000	2007/07/27	2008/01/28	100.00
05674	KBC Fin Products Int'l Ltd. – China Life Euro Wts Jan 2008 E	400,000,000	2007/07/27	2008/01/28	100.00
05673	KBC Fin Products Int'l Ltd. – CC Bank Euro Wts Feb 2008	328,000,000	2007/07/27	2008/02/01	98.40
05675	KBC Fin Products Int'l Ltd. – Ch Mobile Euro Wts Feb 2008	178,000,000	2007/07/27	2008/02/01	99.68
05656	Macquarie Bank Ltd. – HKEx European Warrants Jan 2008 C	388,000,000	2007/07/27	2008/01/21	62.08
05657	Macquarie Bank Ltd. – China Coal European Warrants Mar 2008	188,000,000	2007/07/27	2008/03/28	47.38
05658	CC Rabobank B.A. – BOCL European Warrants Feb 2008 B	180,000,000	2007/07/27	2008/02/25	59.40
05659	CC Rabobank B.A. – CC Bank European Put Warrants Feb 2008	180,000,000	2007/07/27	2008/02/25	72.00

主 板 認 股 權 證

股份 代號	衍生權證	上市時之			集資金額 (百萬港元)
		發行單位	上市日期	到期日	
05660	CC Rabobank B.A. – China Life European Warrants Feb 2008	180,000,000	2007/07/27	2008/02/04	54.00
05661	CC Rabobank B.A. – China Life European Put Warrants Jan 2008	180,000,000	2007/07/27	2008/01/28	52.20
05662	CC Rabobank B.A. – ICBC European Put Warrants Mar 2008	180,000,000	2007/07/27	2008/03/03	50.40
05663	CC Rabobank B.A. – Ch Mobile European Warrants Jan 2008	120,000,000	2007/07/27	2008/01/28	100.80
05664	CC Rabobank B.A. – Ch Mobile European Warrants Apr 2008	120,000,000	2007/07/27	2008/04/01	100.80
05665	CC Rabobank B.A. – HSBC European Warrants Feb 2008	180,000,000	2007/07/27	2008/02/25	126.00
05666	CC Rabobank B.A. – HSBC European Warrants Jun 2008 A	180,000,000	2007/07/27	2008/06/02	93.60
05667	CC Rabobank B.A. – ICBC European Warrants Mar 2008	180,000,000	2007/07/27	2008/03/03	72.00
09589 #	ABN AMRO Bank N.V. – CC Bank European Warrants Dec 2007 A	100,000,000	2007/07/27	2007/12/10	66.00
01796 #	Deutsche Bank AG – ICBC European Warrants Feb 2008 A	200,000,000	2007/06/27	2008/02/04	102.00
03438 #	Fortis Bank S.A./N.V. – BankComm European Warrants Jul 2008	48,000,000	2007/07/27	2008/07/07	36.48
07974 #	CC Rabobank B.A. – MTRC European Warrants Oct 2007	200,000,000	2007/07/27	2007/10/10	10.00
05690	Fortis Bank S.A./N.V. – CC Bank European Warrants Sep 2008	75,000,000	2007/07/30	2008/09/08	58.50
05691	Fortis Bank S.A./N.V. – China Shenhua European Wts Jun 2008	160,000,000	2007/07/30	2008/06/30	105.76
05692	Fortis Bank S.A./N.V. – ICBC European Warrants Sep 2008	90,000,000	2007/07/30	2008/09/08	49.59
05693	Fortis Bank S.A./N.V. – MTRC European Warrants Jun 2008	220,000,000	2007/07/30	2008/06/30	55.22
09724	KBC Fin Products Int'l Ltd. – N225 Idx Euro Wts Dec 2007	400,000,000	2007/07/30	2007/12/14	66.40
09728	KBC Fin Products Int'l Ltd. – N225 Idx Euro Put Wts Dec 07	400,000,000	2007/07/30	2007/12/14	83.60
09711	SGA Societe Generale Acceptance N.V. – BOCL Eu Wt Nov 2007 D	200,000,000	2007/07/30	2007/11/29	52.00
05685	SGA Societe Generale Acceptance N.V. – BOCL Eu Wt Jan 2008 B	200,000,000	2007/07/30	2008/01/15	58.00
05686	SGA Societe Generale Acceptance N.V. – CITBK Eur Wt Jan 2008	100,000,000	2007/07/30	2008/01/30	61.00
09713	SGA Societe Generale Acceptance N.V. – CCB Euro Wt Dec 2007	150,000,000	2007/07/30	2007/12/19	96.00
05689	SGA Societe Generale Acceptance N.V. – CCB Eur Wt Jan 2008 B	150,000,000	2007/07/30	2008/01/30	90.00
05687	SGA Societe Generale Acceptance N.V. – CCCCL Eur Wt Jan 08 C	200,000,000	2007/07/30	2008/01/30	53.00
05688	SGA Societe Generale Acceptance N.V. – CCCCL Eur Wt Feb 08 D	200,000,000	2007/07/30	2008/02/18	50.00
05678	UBS AG – Air China European Warrants Dec 2008	300,000,000	2007/07/30	2008/12/08	75.00
05679	UBS AG – Angang Steel European Warrants Dec 2008	300,000,000	2007/07/30	2008/12/08	102.00
05680	UBS AG – Ch Merchants European Warrants Dec 2008	300,000,000	2007/07/30	2008/12/08	210.00
05681	UBS AG – Hunan Nonferrous European Warrants Dec 2008 A	300,000,000	2007/07/30	2008/12/08	75.00
05682	UBS AG – Maanshan Iron European Warrants Dec 2008	300,000,000	2007/07/30	2008/12/08	75.00
05683	UBS AG – Shui On Land European Warrants Dec 2008	300,000,000	2007/07/30	2008/12/08	75.00
05677	UBS AG – HSI European Warrants Jan 2008 C	300,000,000	2007/07/30	2008/01/30	75.00
05684	UBS AG – HSI European Warrants Put Jan 2008 E	300,000,000	2007/07/30	2008/01/30	75.00
09931 #	Deutsche Bank AG – HSBC European Warrants Dec 2007	300,000,000	2007/07/30	2007/12/10	112.50
09782 #	Deutsche Bank AG – HSI European Put Warrants Dec 2007 F	400,000,000	2007/07/30	2007/12/28	28.00
09928 #	Deutsche Bank AG – HSI European Put Warrants Dec 2007 H	400,000,000	2007/07/30	2007/12/28	25.60
09520 #	CC Rabobank B.A. – BankComm European Warrants Oct 2007	300,000,000	2007/07/30	2007/10/30	201.00
01777 #	CC Rabobank B.A. – HSBC European Warrants Apr 2008 A	180,000,000	2007/07/30	2008/04/14	115.20
05721	ABN AMRO Bank N.V. – Ping An European Warrants Oct 2008 B	988,000,000	2007/07/31	2008/10/27	247.00
05722	ABN AMRO Bank N.V. – Ping An European Warrants Mar 2008	108,000,000	2007/07/31	2008/03/03	170.64
05704	Deutsche Bank AG – SHK Ppt European Warrants Feb 2008	200,000,000	2007/07/31	2008/02/18	126.00
05708	Deutsche Bank AG – SHK Ppt European Put Warrants Feb 2008	200,000,000	2007/07/31	2008/02/18	160.00
05699	HK Bank – Air China European Warrants Feb 2008 A	288,000,000	2007/07/31	2008/02/20	204.48
05700	HK Bank – Air China European Warrants Feb 2008 B	288,000,000	2007/07/31	2008/02/20	161.28

主板 認股權證

股份 代號	衍生權證	上市時之			集資金額 (百萬港元)
		發行單位	上市日期	到期日	
05701	HK Bank – Ch Overseas European Warrants Mar 2008 B	288,000,000	2007/07/31	2008/03/25	89.28
05702	HK Bank – Ch Overseas European Warrants Mar 2008 C	288,000,000	2007/07/31	2008/03/25	72.00
05703	HK Bank – Zijin Mining European Warrants Feb 2008 B	288,000,000	2007/07/31	2008/02/01	244.80
05694	Macquarie Bank Ltd. – Ping An European Warrants Feb 2008	300,000,000	2007/07/31	2008/02/28	146.40
05695	Macquarie Bank Ltd. – Hang Seng Bank European Wts Jan 2008	200,000,000	2007/07/31	2008/01/30	52.60
05696	Macquarie Bank Ltd. – Hunan Nonferrous European Wts Jun 2009	388,000,000	2007/07/31	2009/06/29	97.39
05697	Macquarie Bank Ltd. – PICC P&C European Warrants Oct 2008	388,000,000	2007/07/31	2008/10/30	97.78
05698	Macquarie Bank Ltd. – Ping An European Put Warrants Feb 2008	250,000,000	2007/07/31	2008/02/28	110.75
05723	Macquarie Bank Ltd. – HSI European Warrants Jan 2008 E	688,000,000	2007/07/31	2008/01/30	174.06
05719	Macquarie Bank Ltd. – HSI European Put Warrants Jan 2008 D	688,000,000	2007/07/31	2008/01/30	173.38
05724	Macquarie Bank Ltd. – HSCEI European Warrants Jan 2008 D	388,000,000	2007/07/31	2008/01/30	97.39
05720	Macquarie Bank Ltd. – HSCEI European Put Warrants Jan 2008 B	388,000,000	2007/07/31	2008/01/30	98.94
05705	SGA Societe Generale Acceptance N.V. – BOCL Eur Wts Dec 2008	200,000,000	2007/07/31	2008/12/31	80.00
05706	SGA Societe Generale Acceptance N.V. – BOCL Eur Wts Sep 2009	200,000,000	2007/07/31	2009/09/29	122.00
05707	SGA Societe Generale Acceptance N.V. – BOCom Eur Wt Mar 2008	200,000,000	2007/07/31	2008/03/10	176.00
05709	SGA Societe Generale Acceptance N.V. – BOCom Eur Wt Dec 2008	500,000,000	2007/07/31	2008/12/22	125.00
05710	SGA Societe Generale Acceptance N.V. – BOCom Eur Wt Oct 2009	500,000,000	2007/07/31	2009/10/29	125.00
05711	SGA Societe Generale Acceptance N.V. – CCCCL Eur Wt Oct 2008	500,000,000	2007/07/31	2008/10/27	220.00
05712	SGA Societe Generale Acceptance N.V. – CCCCL Eur Wt Sep 2009	500,000,000	2007/07/31	2009/09/30	290.00
05713	SGA Societe Generale Acceptance N.V. – CLife Eur Wt Nov 2008	300,000,000	2007/07/31	2008/11/03	159.00
05714	SGA Societe Generale Acceptance N.V. – CLife Eur Wt Oct 2009	300,000,000	2007/07/31	2009/10/06	189.00
05715	SGA Societe Generale Acceptance N.V. – CP&CC Eur Wt Nov 2008	100,000,000	2007/07/31	2008/11/03	122.00
05716	SGA Societe Generale Acceptance N.V. – CP&CC Eur Wt Dec 2009	300,000,000	2007/07/31	2009/12/07	75.00
05717	SGA Societe Generale Acceptance N.V. – Petch Eur Wt Dec 08 A	300,000,000	2007/07/31	2008/12/31	75.00
05718	SGA Societe Generale Acceptance N.V. – Petch Eur Wt Oct 2009	300,000,000	2007/07/31	2009/10/28	90.00
02262 #	ABN AMRO Bank N.V. – Ch Comm Cons European Wts Jan 2008 E	300,000,000	2007/07/31	2008/01/14	59.10
01317 #	BNP Paribas Arbit Issu B.V. – Sinopec Corp Euro Wts Dec 2008	800,000,000	2007/07/31	2008/12/22	123.20
07414 #	Deutsche Bank AG – BOCL European Warrants Jan 2008 A	200,000,000	2007/07/31	2008/01/15	62.00
02210 #	Deutsche Bank AG – China Life European Warrants Feb 2008 A	400,000,000	2007/07/31	2008/02/18	198.00
09029 #	Goldman Sachs SP (Asia) – HSBC European Warrants Dec 2007	120,000,000	2007/07/31	2007/12/10	28.08
09074 #	KBC Fin Products Int'l Ltd. – China Life Euro Wts Dec 2007 B	342,000,000	2007/07/31	2007/12/03	171.00
01246 #	CC Rabobank B.A. – PetroChina European Warrants Nov 2008 B	800,000,000	2007/07/31	2008/11/03	144.00
05725	Calyon Fin P (G) Ltd. – China Life European Wts Apr 2008 A	200,000,000	2007/08/01	2008/04/01	72.00
05726	Calyon Fin P (G) Ltd. – PetroChina European Wts Mar 2008	100,000,000	2007/08/01	2008/03/10	73.00
05735	Citigroup Global Mkt H Inc. – Angang Steel Euro Wts Feb 2008	160,000,000	2007/08/01	2008/02/06	63.20
05727	Deutsche Bank AG – China Life European Warrants Feb 2008 B	200,000,000	2007/08/01	2008/02/04	68.00
05728	Deutsche Bank AG – China Life European Warrants Mar 2008 B	200,000,000	2007/08/01	2008/03/28	60.00
05730	Deutsche Bank AG – HSBC European Warrants Feb 2008 A	200,000,000	2007/08/01	2008/02/11	228.00
05731	Deutsche Bank AG – Ping An European Warrants Feb 2008	200,000,000	2007/08/01	2008/02/25	178.00
05732	Deutsche Bank AG – China Life European Put Warrants Mar 2008	200,000,000	2007/08/01	2008/03/28	100.00
05729	Deutsche Bank AG – HSI European Warrants Feb 2008 A	400,000,000	2007/08/01	2008/02/28	100.00
05733	Deutsche Bank AG – HSI European Put Warrants Jan 2008 H	400,000,000	2007/08/01	2008/01/30	80.00
05745	KBC Fin Products Int'l Ltd. – China Life Euro Wts Sep 2009 C	208,000,000	2007/08/01	2009/09/29	97.76
05744	KBC Fin Products Int'l Ltd. – BOCL European Wts Sep 2009 C	238,000,000	2007/08/01	2009/09/09	97.58

主板 認股權證

股份 代號	衍生權證	上市時之			集資金額 (百萬元)
		發行單位	上市日期	到期日	
05746	KBC Fin Products Int'l Ltd. – HSBC European Wts Jan 2010	400,000,000	2007/08/01	2010/01/20	100.00
05741	Lehman Brothers Holdings Inc. – Ch Overseas Eu Wt Mar 2008 B	300,000,000	2007/08/01	2008/03/31	75.30
05737	Lehman Brothers Holdings Inc. – CC Bank Euro Wts Mar 2008A	150,000,000	2007/08/01	2008/03/31	71.40
05740	Lehman Brothers Holdings Inc. – Ch Mobile Eur Wts Mar 2008A	125,000,000	2007/08/01	2008/03/31	78.75
05742	Lehman Brothers Holdings Inc. – ICBC European Wts Mar 2008A	250,000,000	2007/08/01	2008/03/31	73.75
05738	Lehman Brothers Holdings Inc. – Ch Comm Cons Eur Wt Mar 08A	300,000,000	2007/08/01	2008/03/31	75.30
05736	Lehman Brothers Holdings Inc. – China Coal Eur Wt Mar 2008 B	300,000,000	2007/08/01	2008/03/31	78.30
05743	Lehman Brothers Holdings Inc. – PICC European Wts Mar 2008A	70,000,000	2007/08/01	2008/03/31	81.34
05739	Lehman Brothers Holdings Inc. – China Life Eur Wt Mar 2008A	200,000,000	2007/08/01	2008/03/31	66.80
05734	Macquarie Bank Ltd. – Zijin Mining European Wts Jun 2009	288,000,000	2007/08/01	2009/06/29	72.58
05519 #	CC Rabobank B.A. – HKEx European Warrants Feb 2008	820,000,000	2007/08/01	2008/02/25	120.54
07506 #	UBS AG – Bank of EA European Warrants Sep 2007	400,000,000	2007/08/01	2007/09/24	77.20
05765	ABNAMRO Bank N.V. – China Life European Warrants Feb 2008 A	228,000,000	2007/08/02	2008/02/25	104.88
05766	ABNAMRO Bank N.V. – China Life European Warrants Feb 2008 B	228,000,000	2007/08/02	2008/02/18	88.92
05772	Goldman Sachs SP (Asia) – China Life European Wts Mar 2008	200,000,000	2007/08/02	2008/03/31	50.00
05747	HK Bank – Angang Steel European Warrants Mar 2008	288,000,000	2007/08/02	2008/03/27	100.80
05748	HK Bank – Datang Power European Warrants Feb 2008	288,000,000	2007/08/02	2008/02/29	227.52
05771	KBC Fin Products Int'l Ltd. – Ch Comm Cons Eur Wt Feb 2008 B	400,000,000	2007/08/02	2008/02/04	100.00
05749	Macquarie Bank Ltd. – China Life European Warrants Feb 2008	388,000,000	2007/08/02	2008/02/28	103.60
05753	Macquarie Bank Ltd. – China Life European Put Wts Feb 2008	388,000,000	2007/08/02	2008/02/28	123.00
05767	Macquarie Bank Ltd. – SHK Ppt European Warrants Feb 2008	200,000,000	2007/08/02	2008/02/28	67.60
05754	SGA Societe Generale Acceptance N.V. – CMob Eu Wt Mar 2008 A	300,000,000	2007/08/02	2008/03/03	225.00
05750	SGA Societe Generale Acceptance N.V. – CCoal Eur Wt Mar 2008	100,000,000	2007/08/02	2008/03/03	29.00
05768	SGA Societe Generale Acceptance N.V. – Ch Life Eu Wt Jan 08D	500,000,000	2007/08/02	2008/01/14	187.50
05769	SGA Societe Generale Acceptance N.V. – Ch Life Eu Wt Mar 08B	500,000,000	2007/08/02	2008/03/03	245.00
05770	SGA Societe Generale Acceptance N.V. – Ch Life Eu Wt Mar 08C	500,000,000	2007/08/02	2008/03/10	240.00
05751	SGA Societe Generale Acceptance N.V. – Ch Mob Eu Wt Feb 08 C	300,000,000	2007/08/02	2008/02/25	291.00
05752	SGA Societe Generale Acceptance N.V. – Ch Mob Eu Wt Feb 08 D	300,000,000	2007/08/02	2008/02/04	240.00
05755	SGA Societe Generale Acceptance N.V. – HSBC Eu Wt Dec 2008	500,000,000	2007/08/02	2008/12/08	435.00
05756	SGA Societe Generale Acceptance N.V. – HSBC Eu Wt Dec 2009	300,000,000	2007/08/02	2009/12/07	330.00
05757	SGA Societe Generale Acceptance N.V. – JIANC Eur Wt Mar 08 C	100,000,000	2007/08/02	2008/03/03	29.00
05758	SGA Societe Generale Acceptance N.V. – Petch Eur Wt Feb 08 B	100,000,000	2007/08/02	2008/02/26	104.00
05759	UBS AG – China Life European Warrants Mar 2008 E	300,000,000	2007/08/02	2008/03/17	78.00
05760	UBS AG – China Life European Warrants Mar 2008 F	300,000,000	2007/08/02	2008/03/17	75.00
05764	UBS AG – China Life European Put Warrants Mar 2008 H	300,000,000	2007/08/02	2008/03/17	150.00
05761	UBS AG – HKEx European Warrants Feb 2008	300,000,000	2007/08/02	2008/02/11	225.00
05762	UBS AG – PICC European Warrants Dec 2008 A	300,000,000	2007/08/02	2008/12/08	75.00
05763	UBS AG – Ping An European Warrants Feb 2008	300,000,000	2007/08/02	2008/02/11	216.00
07555 #	ABNAMRO Bank N.V. – BankComm European Warrants Dec 2007 B	500,000,000	2007/08/02	2007/12/17	39.50
01365 #	Calyon Fin P (G) Ltd. – China Tel European Warrants Dec 2007	200,000,000	2007/08/02	2007/12/24	93.00
02255 #	Calyon Fin P (G) Ltd. – CC Bank European Warrants Feb 2008 A	200,000,000	2007/08/02	2008/02/04	112.00
02295 #	Calyon Fin P (G) Ltd. – Ch Comm Cons European Wts Jan 2008	300,000,000	2007/08/02	2008/01/14	51.60
01297 #	Deutsche Bank AG – China Tel European Warrants Dec 2007	300,000,000	2007/08/02	2007/12/17	106.50
09056 #	Deutsche Bank AG – China Life European Put Wts Dec 2007 C	500,000,000	2007/08/02	2007/12/17	48.00

主 板 認 股 權 證

股份 代號	衍生權證	上市時之			集資金額 (百萬港元)
		發行單位	上市日期	到期日	
03750 #	KBC Fin Products Int'l Ltd. – BOCL European Wts Nov 2007 A	640,000,000	2007/08/02	2007/11/01	98.56
06922 #	KBC Fin Products Int'l Ltd. – China Life Euro Wts Jan 2008 D	742,000,000	2007/08/02	2008/01/16	348.74
05788	ABN AMRO Bank N.V. – BankComm European Warrants Mar 2008	88,000,000	2007/08/03	2008/03/18	91.52
05789	ABN AMRO Bank N.V. – HSBC European Warrants Feb 2008 A	60,000,000	2007/08/03	2008/02/29	47.40
05790	ABN AMRO Bank N.V. – HSBC European Warrants Feb 2008 B	60,000,000	2007/08/03	2008/02/22	32.40
05775	Deutsche Bank AG – BankComm European Warrants Oct 2008	200,000,000	2007/08/03	2008/10/20	50.00
05787	Goldman Sachs SP (Asia) – Ping An European Warrants Mar 2008	70,000,000	2007/08/03	2008/03/10	49.00
05786	Goldman Sachs SP (Asia) – PICC European Warrants Jan 2009	200,000,000	2007/08/03	2009/01/05	50.00
05776	CC Rabobank B.A. – Air China European Warrants Dec 2008 B	300,000,000	2007/08/03	2008/12/22	75.00
05777	CC Rabobank B.A. – Cheung Kong European Warrants Dec 2008	500,000,000	2007/08/03	2008/12/22	125.00
05778	CC Rabobank B.A. – China Life European Warrants Apr 2008 B	300,000,000	2007/08/03	2008/04/14	141.00
05779	CC Rabobank B.A. – China Life European Put Wts Apr 2008	300,000,000	2007/08/03	2008/04/14	120.00
05780	CC Rabobank B.A. – China Netcom European Warrants Jun 2008	300,000,000	2007/08/03	2008/06/17	81.00
05781	CC Rabobank B.A. – China Shenhua European Warrants Jun 2008	300,000,000	2007/08/03	2008/06/17	126.00
05782	CC Rabobank B.A. – Foxconn European Warrants Apr 2008	300,000,000	2007/08/03	2008/04/01	114.00
05783	CC Rabobank B.A. – Maanshan Iron European Warrants Nov 2008	500,000,000	2007/08/03	2008/11/03	125.00
05784	CC Rabobank B.A. – MTRC European Warrants Apr 2008 A	300,000,000	2007/08/03	2008/04/21	75.00
05785	CC Rabobank B.A. – Ping An European Warrants Jun 2009	800,000,000	2007/08/03	2009/06/08	200.00
05773	SGA Societe Generale Acceptance N.V. – CK(H) Eur Wt Feb 08 B	200,000,000	2007/08/03	2008/02/28	222.00
05774	SGA Societe Generale Acceptance N.V. – CP&CC Eur Wt Feb 08 A	100,000,000	2007/08/03	2008/02/11	85.00
09600 #	ABN AMRO Bank N.V. – ICBC European Warrants Dec 2007 A	100,000,000	2007/08/03	2007/12/10	33.00
05791	Fortis Bank S.A./N.V. – CHALCO European Warrants Aug 2008	320,000,000	2007/08/06	2008/08/08	119.04
05800	Goldman Sachs SP (Asia) – CNPC European Warrants Apr 2008	78,000,000	2007/08/06	2008/04/07	50.70
05799	Goldman Sachs SP (Asia) – China Coal European Wts Apr 2008	200,000,000	2007/08/06	2008/04/28	50.00
05792	Macquarie Bank Ltd. – R&F Ppt European Warrants Feb 2008	100,000,000	2007/08/06	2008/02/28	26.00
05793	Macquarie Bank Ltd. – Shimao Ppt European Warrants Feb 2008	100,000,000	2007/08/06	2008/02/28	25.30
05794	UBS AG – CHALCO European Warrants Dec 2008	300,000,000	2007/08/06	2008/12/08	81.00
05795	UBS AG – China Comm Serv European Warrants Sep 2008	300,000,000	2007/08/06	2008/09/08	210.00
05796	UBS AG – Huiyuan Juice European Warrants Dec 2008	300,000,000	2007/08/06	2008/12/08	75.00
05797	UBS AG – China National Building European Warrants Dec 2008	300,000,000	2007/08/06	2008/12/08	90.00
05798	UBS AG – Zhuzhou CSR European Warrants Dec 2008	300,000,000	2007/08/06	2008/12/08	75.00
04479 #	Deutsche Bank AG – HKEx European Warrants Jan 2008 B	400,000,000	2007/08/06	2008/01/28	61.60
05641 #	SGA Societe Generale Acceptance N.V. – CCCCL Eur Wt Jan 08 B	200,000,000	2007/08/06	2008/01/14	45.60
05816	BNP Paribas Arbit Issu B.V. – Angang Steel Euro Wts Jul 2008	150,000,000	2007/08/07	2008/07/28	75.00
05815	BNP Paribas Arbit Issu B.V. – Air China Euro Wts Dec 2008	300,000,000	2007/08/07	2008/12/29	75.00
05817	BNP Paribas Arbit Issu B.V. – BOCL European Wts Feb 2008	300,000,000	2007/08/07	2008/02/18	102.00
05818	BNP Paribas Arbit Issu B.V. – CC Bank Euro Wts Mar 2008 A	300,000,000	2007/08/07	2008/03/10	180.00
05819	BNP Paribas Arbit Issu B.V. – China Life Euro Wts Oct 2008	300,000,000	2007/08/07	2008/10/29	156.00
05820	BNP Paribas Arbit Issu B.V. – Sinopec Corp Euro Wts May 2009	500,000,000	2007/08/07	2009/05/25	125.00
05821	BNP Paribas Arbit Issu B.V. – CNOOC European Wts Jul 2009	300,000,000	2007/08/07	2009/07/27	75.00
05822	BNP Paribas Arbit Issu B.V. – ICBC European Wts Feb 2008 B	300,000,000	2007/08/07	2008/02/18	165.00
05823	BNP Paribas Arbit Issu B.V. – PetroChina Euro Wts Oct 2008	300,000,000	2007/08/07	2008/10/27	75.00
05803	Calyon Fin P (G) Ltd. – Ch Comm Cons European Wts Apr 2008 B	300,000,000	2007/08/07	2008/04/01	80.10
05804	Calyon Fin P (G) Ltd. – China Tel European Wts Apr 2008 A	200,000,000	2007/08/07	2008/04/28	90.00

主板 認股權證

股份 代號	衍生權證	上市時之			集資金額 (百萬元)
		發行單位	上市日期	到期日	
09900	Lehman Brothers Holdings Inc. – Ch Mobile Eu Put Wt Mar 08 C	200,000,000	2007/08/07	2008/03/31	189.80
09813	Lehman Brothers Holdings Inc. – Ping An Euro Wts Mar 2008 A	120,000,000	2007/08/07	2008/03/31	112.44
09814	Lehman Brothers Holdings Inc. – China Life Eur Wt Mar 2008 B	300,000,000	2007/08/07	2008/03/31	152.10
09819	Lehman Brothers Holdings Inc. – China Life Eur Put Wt Mar 08	200,000,000	2007/08/07	2008/03/31	82.40
05826	Lehman Brothers Holdings Inc. – Sinopec Corp Eur Wt Mar 08 B	75,000,000	2007/08/07	2008/03/31	81.98
09925	Lehman Brothers Holdings Inc. – PetroChina Eur Wt Mar 2008 B	150,000,000	2007/08/07	2008/03/31	128.10
09973	Lehman Brothers Holdings Inc. – PetroChina Eur Put Wt Mar 08	120,000,000	2007/08/07	2008/03/31	135.96
09865	Lehman Brothers Holdings Inc. – Ch Mobile Eur Wts Mar 2008 B	200,000,000	2007/08/07	2008/03/31	152.20
05801	Macquarie Bank Ltd. – HSBC European Warrants Feb 2008 A	388,000,000	2007/08/07	2008/02/28	180.03
05802	Macquarie Bank Ltd. – HSBC European Warrants Feb 2008 B	388,000,000	2007/08/07	2008/02/28	126.10
05824	Macquarie Bank Ltd. – CHALCO European Warrants Feb 2008	388,000,000	2007/08/07	2008/02/28	97.78
05825	Macquarie Bank Ltd. – CHALCO European Put Warrants Jun 2008	288,000,000	2007/08/07	2008/06/27	73.44
05805	Merrill Lynch Int'l & Co. C.V. – HSBC European Wts Aug 2008	118,000,000	2007/08/07	2008/08/11	84.96
05806	Merrill Lynch Int'l & Co. C.V. – PetroChina Eur Wts Nov 2008	118,000,000	2007/08/07	2008/11/10	29.50
05807	SGA Societe Generale Acceptance N.V. – HKEx Eur Wts Feb 2008	200,000,000	2007/08/07	2008/02/29	58.00
05812	SGA Societe Generale Acceptance N.V. – HSBC Eu Put Wt Feb 08	300,000,000	2007/08/07	2008/02/11	213.00
05813	SGA Societe Generale Acceptance N.V. – HWL Eur Put Wt Feb 08	150,000,000	2007/08/07	2008/02/29	81.00
05814	SGA Societe Generale Acceptance N.V. – ICBC Eu Put Wt Feb 08	200,000,000	2007/08/07	2008/02/29	80.00
09812	SGA Societe Generale Acceptance N.V. – HSBC Eur Wts Dec 2007	300,000,000	2007/08/07	2007/12/28	81.00
05808	SGA Societe Generale Acceptance N.V. – HSBC Eur Wts Jan 2008	300,000,000	2007/08/07	2008/01/08	117.00
05809	SGA Societe Generale Acceptance N.V. – HSBC Eu Wt Feb 2008 A	300,000,000	2007/08/07	2008/02/11	246.00
05810	SGA Societe Generale Acceptance N.V. – HSBC Eu Wt Feb 2008 B	300,000,000	2007/08/07	2008/02/11	204.00
05811	SGA Societe Generale Acceptance N.V. – HSBC Eu Wt Feb 2008 C	300,000,000	2007/08/07	2008/02/11	171.00
05827	UBS AG – Bank of EA European Warrants Oct 2008	300,000,000	2007/08/07	2008/10/13	117.00
05828	UBS AG – HS Bank European Warrants Oct 2008	300,000,000	2007/08/07	2008/10/13	192.00
05829	UBS AG – PICC European Warrants Oct 2008	300,000,000	2007/08/07	2008/10/13	75.00
07574 #	ABN AMRO Bank N.V. – Bank of Comm European Wts Nov 2007 B	200,000,000	2007/08/07	2007/11/30	20.80
07714 #	Citigroup Global Mkt H Inc. – Bank of EA Euro Wts Sep 2007	188,000,000	2007/08/07	2007/09/17	21.81
07528 #	Macquarie Bank Ltd. – Bank of EA European Warrants Sep 2007	200,000,000	2007/08/07	2007/09/27	64.00
02467 #	Macquarie Bank Ltd. – Hunan Nonferrous European Wts Dec 2009	300,000,000	2007/08/07	2009/12/31	96.00
05846	ABN AMRO Bank N.V. – BOCL European Warrants Feb 2008 B	198,000,000	2007/08/08	2008/02/18	73.26
05847	ABN AMRO Bank N.V. – CC Bank European Warrants Feb 2008 A	128,000,000	2007/08/08	2008/02/11	101.12
05848	ABN AMRO Bank N.V. – CC Bank European Warrants Feb 2008 B	128,000,000	2007/08/08	2008/02/18	96.00
05849	ABN AMRO Bank N.V. – PetroChina European Warrants Aug 2008 A	688,000,000	2007/08/08	2008/08/18	172.00
05850	ABN AMRO Bank N.V. – PetroChina European Warrants Feb 2008 B	68,000,000	2007/08/08	2008/02/25	76.16
05851	ABN AMRO Bank N.V. – Sinopec Corp European Warrants Nov 2008	688,000,000	2007/08/08	2008/11/10	172.00
05852	KBC Fin Products Int'l Ltd. – BOCL European Wts Feb 2008 A	248,000,000	2007/08/08	2008/02/18	99.20
05856	KBC Fin Products Int'l Ltd. – ICBC European Wts Feb 2008 B	268,000,000	2007/08/08	2008/02/18	123.28
05855	KBC Fin Products Int'l Ltd. – Ch Mobile Euro Wts Jan 2008 G	128,000,000	2007/08/08	2008/01/14	99.84
05854	KBC Fin Products Int'l Ltd. – Ch Mobile Euro Wts Jan 2008 F	100,000,000	2007/08/08	2008/01/21	100.00
05853	KBC Fin Products Int'l Ltd. – Ch Mobile Euro Wts Jan 2008 E	85,000,000	2007/08/08	2008/01/14	99.45
05844	KBC Fin Products Int'l Ltd. – HSBC European Wts Feb 2008 D	228,000,000	2007/08/08	2008/02/11	98.04
05843	KBC Fin Products Int'l Ltd. – HSBC European Wts Feb 2008 C	168,000,000	2007/08/08	2008/02/11	99.12
05842	KBC Fin Products Int'l Ltd. – HSBC European Wts Feb 2008 B	145,000,000	2007/08/08	2008/02/11	98.60

主 板 認 股 權 證

股份 代號	衍生權證	上市時之			集資金額 (百萬港元)
		發行單位	上市日期	到期日	
05841	KBC Fin Products Int'l Ltd. – HSBC European Wts Feb 2008 A	118,000,000	2007/08/08	2008/02/11	99.12
05845	KBC Fin Products Int'l Ltd. – HSBC European Put Wts Feb 2008	268,000,000	2007/08/08	2008/02/20	99.16
05830	Macquarie Bank Ltd. – PICC P&C European Warrants Jul 2008	388,000,000	2007/08/08	2008/07/30	101.27
05831	SGA Societe Generale Acceptance N.V. – CLife Eur Wt Jan 08 E	500,000,000	2007/08/08	2008/01/14	212.50
05832	SGA Societe Generale Acceptance N.V. – CMob Eu Wt Dec 2008 A	300,000,000	2007/08/08	2008/12/08	426.00
05833	SGA Societe Generale Acceptance N.V. – CMob Eur Wts Dec 2009	300,000,000	2007/08/08	2009/12/28	75.00
05834	SGA Societe Generale Acceptance N.V. – HWL Euro Wts Nov 2008	200,000,000	2007/08/08	2008/11/28	216.00
05835	SGA Societe Generale Acceptance N.V. – HWL Euro Wts Oct 2009	200,000,000	2007/08/08	2009/10/30	236.00
05836	SGA Societe Generale Acceptance N.V. – ICBC Eur Wts Nov 2008	200,000,000	2007/08/08	2008/11/28	168.00
05837	SGA Societe Generale Acceptance N.V. – ICBC Eur Wts Nov 2009	200,000,000	2007/08/08	2009/11/27	224.00
05838	SGA Societe Generale Acceptance N.V. – Petch Eur Wt Nov 2008	800,000,000	2007/08/08	2008/11/10	120.00
05839	SGA Societe Generale Acceptance N.V. – SH PC Eur Wt Feb 2008	30,000,000	2007/08/08	2008/02/25	24.60
05840	SGA Societe Generale Acceptance N.V. – SH PC Eur Wt Sep 2008	30,000,000	2007/08/08	2008/09/29	37.80
09633 #	Citigroup Global Mkt H Inc. – BOCL European Wts Nov 2007	388,000,000	2007/08/08	2007/11/29	46.17
02451 #	Citigroup Global Mkt H Inc. – PetroChina Euro Wts Aug 2008	308,000,000	2007/08/08	2008/08/25	46.51
03784 #	Deutsche Bank AG – BankComm European Warrants Nov 2007	200,000,000	2007/08/08	2007/11/05	11.60
04438 #	SGA Societe Generale Acceptance N.V. – CLife Euro Wts Feb 08	300,000,000	2007/08/08	2008/02/18	120.00
05865	ABN AMRO Bank N.V. – Ch Comm Cons European Wts Mar 2008 A	488,000,000	2007/08/09	2008/03/26	136.64
05866	ABN AMRO Bank N.V. – PICC P&C European Warrants Mar 2008 A	688,000,000	2007/08/09	2008/03/31	172.00
05858	Calyon Fin P (G) Ltd. – BOC HK European Warrants Apr 2008	300,000,000	2007/08/09	2008/04/14	75.30
05864	Deutsche Bank AG – HSI European Put Warrants Dec 2007 I	400,000,000	2007/08/09	2007/12/28	64.00
05860	KBC Fin Products Int'l Ltd. – China Tel Euro Wts Mar 2008 A	168,000,000	2007/08/09	2008/03/03	97.44
05859	KBC Fin Products Int'l Ltd. – China Tel Euro Wts Feb 2008	268,000,000	2007/08/09	2008/02/15	187.60
05863	KBC Fin Products Int'l Ltd. – PetroChina Euro Wts Oct 2008	400,000,000	2007/08/09	2008/10/02	100.00
05862	KBC Fin Products Int'l Ltd. – PetroChina Euro Wts Feb 2008	118,000,000	2007/08/09	2008/02/18	192.34
05861	KBC Fin Products Int'l Ltd. – PetroChina Euro Wts Jun 2008 A	400,000,000	2007/08/09	2008/06/10	100.00
05870	KBC Fin Products Int'l Ltd. – Sinopec European Wts Nov 2008	400,000,000	2007/08/09	2008/11/05	100.00
05868	KBC Fin Products Int'l Ltd. – Sinopec European Wts Feb 2008	128,000,000	2007/08/09	2008/02/18	188.16
05869	KBC Fin Products Int'l Ltd. – Sinopec European Wts Mar 2008	400,000,000	2007/08/09	2008/03/03	524.00
05872	KBC Fin Products Int'l Ltd. – ICBC European Wts Feb 2008 C	338,000,000	2007/08/09	2008/02/18	192.66
05871	KBC Fin Products Int'l Ltd. – CNOOC European Wts Dec 2008 B	400,000,000	2007/08/09	2008/12/10	100.00
05857	Macquarie Bank Ltd. – HSBC European Warrants Feb 2008 C	388,000,000	2007/08/09	2008/02/28	98.94
07718 #	Citigroup Global Mkt H Inc. – Swire PacA Euro Wts Oct 2007	188,000,000	2007/08/09	2007/10/15	20.68
02490 #	Goldman Sachs SP (Asia) – CM Bank European Wts Jan 2008 A	200,000,000	2007/08/09	2008/01/07	86.00
05891	ABN AMRO Bank N.V. – CM Bank European Warrants Mar 2008	268,000,000	2007/08/10	2008/03/28	83.08
05892	ABN AMRO Bank N.V. – China Overseas European Wts Mar 2008	468,000,000	2007/08/10	2008/03/31	182.52
05873	BOCI Asia Ltd. – BankComm European Warrants Mar 2008	200,000,000	2007/08/10	2008/03/03	190.00
05874	BOCI Asia Ltd. – HSBC European Warrants Apr 2008	200,000,000	2007/08/10	2008/04/10	160.00
05888	BNP Paribas Arbit Issu B.V. – BOC HK European Wts Mar 2008	150,000,000	2007/08/10	2008/03/03	37.50
05889	BNP Paribas Arbit Issu B.V. – China Life Euro Wts Jun 2008	500,000,000	2007/08/10	2008/06/02	230.00
05890	BNP Paribas Arbit Issu B.V. – Ping An European Wts Nov 2008	300,000,000	2007/08/10	2008/11/03	48.00
05867	Calyon Fin P (G) Ltd. – Hutchison European Warrants Feb 2008	200,000,000	2007/08/10	2008/02/11	103.60
05883	Citigroup Global Mkt H Inc. – Li & Fung Euro Wts Feb 2008	240,000,000	2007/08/10	2008/02/25	62.16
05884	Citigroup Global Mkt H Inc. – Ch Overseas Euro Wts Jun 2008	250,000,000	2007/08/10	2008/06/23	63.00

主板 認股權證

股份 代號	衍生權證	上市時之			集資金額 (百萬港元)
		發行單位	上市日期	到期日	
05885	Citigroup Global Mkt H Inc. – HKEx European Wts Sep 2008	250,000,000	2007/08/10	2008/09/23	64.00
05886	Citigroup Global Mkt H Inc. – ICBC European Wts Mar 2008	250,000,000	2007/08/10	2008/03/17	66.00
05887	Citigroup Global Mkt H Inc. – Yanzhou Coal Euro Wts May 2008	260,000,000	2007/08/10	2008/05/23	65.00
05875	Macquarie Bank Ltd. – China Overseas European Wts Feb 2008	388,000,000	2007/08/10	2008/02/28	97.39
05876	SGA Societe Generale Acceptance N.V. – BOCL Eu Wt Feb 2008 B	200,000,000	2007/08/10	2008/02/18	76.00
05877	SGA Societe Generale Acceptance N.V. – CCCCL Eur Wt Feb 08 E	500,000,000	2007/08/10	2008/02/18	125.00
05878	SGA Societe Generale Acceptance N.V. – CP&CC Eur Wt Feb 08 B	100,000,000	2007/08/10	2008/02/18	88.00
05879	SGA Societe Generale Acceptance N.V. – CTel Eur Wts Feb 2008	100,000,000	2007/08/10	2008/02/18	51.00
05880	SGA Societe Generale Acceptance N.V. – CNOOC Eur Wt Feb 2008	70,000,000	2007/08/10	2008/02/18	63.00
05881	SGA Societe Generale Acceptance N.V. – ICBC Eur Wts Feb 2008	200,000,000	2007/08/10	2008/02/18	92.00
05882	SGA Societe Generale Acceptance N.V. – Petch Eur Wt Feb 08 C	100,000,000	2007/08/10	2008/02/18	99.50
09589 #	ABN AMRO Bank N.V. – CC Bank European Warrants Dec 2007 A	150,000,000	2007/08/10	2007/12/10	51.75
01234 #	CC Rabobank B.A. – PetroChina European Warrants Jul 2008 A	800,000,000	2007/08/10	2008/07/28	100.80
06508	ABN AMRO Bank N.V. – Gold European Warrants Mar 2008	250,000,000	2007/08/13	2008/03/17	62.50
06507	ABN AMRO Bank N.V. – Oil Futures European Warrants Feb 2008	50,000,000	2007/08/13	2008/02/20	13.00
06511	ABN AMRO Bank N.V. – Oil Futures European Put Wts Feb 2008	50,000,000	2007/08/13	2008/02/20	12.50
06505	Deutsche Bank AG – HSI European Put Warrants Feb 2008 B	400,000,000	2007/08/13	2008/02/28	100.00
06509	KBC Fin Products Int'l Ltd. – BOCL European Wts Feb 2008 B	400,000,000	2007/08/13	2008/02/13	100.00
06510	KBC Fin Products Int'l Ltd. – ICBC European Wts Feb 2008 D	368,000,000	2007/08/13	2008/02/13	99.36
06506	Macquarie Bank Ltd. – CM Bank European Warrants Mar 2008 B	388,000,000	2007/08/13	2008/03/28	98.16
05898	CC Rabobank B.A. – BankComm European Warrants Dec 2008	700,000,000	2007/08/13	2008/12/01	175.00
05899	CC Rabobank B.A. – China Life European Warrants Jun 2008 A	180,000,000	2007/08/13	2008/06/02	100.80
05900	CC Rabobank B.A. – China Life European Warrants Sep 2008	180,000,000	2007/08/13	2008/09/10	102.60
06500	CC Rabobank B.A. – Sinopec Corp European Warrants Jun 2009	700,000,000	2007/08/13	2009/06/22	175.00
06501	CC Rabobank B.A. – HSBC European Warrants Jun 2008 B	200,000,000	2007/08/13	2008/06/02	150.00
06502	CC Rabobank B.A. – Hutchison European Warrants Mar 2008	120,000,000	2007/08/13	2008/03/10	111.60
06503	CC Rabobank B.A. – Hutchison European Warrants Jun 2008 A	180,000,000	2007/08/13	2008/06/02	131.40
06504	CC Rabobank B.A. – PetroChina European Warrants Oct 2008	600,000,000	2007/08/13	2008/10/27	150.00
05893	UBS AG – BOC HK European Warrants Jun 2008 B	300,000,000	2007/08/13	2008/06/16	75.00
05894	UBS AG – CM Bank European Warrants Aug 2008 D	300,000,000	2007/08/13	2008/08/08	90.00
05895	UBS AG – CM Bank European Warrants Aug 2008 E	300,000,000	2007/08/13	2008/08/08	78.00
05897	UBS AG – Hunan Nonferrous European Warrants Dec 2009 A	300,000,000	2007/08/13	2009/12/21	75.00
05896	UBS AG – A50 China European Warrants Aug 2008 C	300,000,000	2007/08/13	2008/08/08	75.00
06535	ABN AMRO Bank N.V. – CNOOC European Warrants Feb 2008 C	88,000,000	2007/08/14	2008/02/18	110.88
06536	ABN AMRO Bank N.V. – CNOOC European Warrants Oct 2008	888,000,000	2007/08/14	2008/10/20	222.00
06519	Calyon Fin P (G) Ltd. – HKEx European Warrants Mar 2008 A	500,000,000	2007/08/14	2008/03/26	125.50
06520	Calyon Fin P (G) Ltd. – China Life European Put Wts Feb 2008	300,000,000	2007/08/14	2008/02/18	80.10
06522	Calyon Fin P (G) Ltd. – China Mobile Euro Put Wts Feb 2008	200,000,000	2007/08/14	2008/02/18	77.60
06523	Deutsche Bank AG – HSI European Warrants Feb 2008 C	400,000,000	2007/08/14	2008/02/28	104.00
06524	Deutsche Bank AG – HSI European Warrants Feb 2008 D	400,000,000	2007/08/14	2008/02/28	104.00
06527	Deutsche Bank AG – HSI European Put Warrants Feb 2008 E	400,000,000	2007/08/14	2008/02/28	104.00
06512	HK Bank – CHALCO European Warrants Apr 2008 A	288,000,000	2007/08/14	2008/04/16	83.52
06521	HK Bank – CHALCO European Warrants Apr 2008 B	288,000,000	2007/08/14	2008/04/16	72.00
06531	KBC Fin Products Int'l Ltd. – CC Bank Euro Put Wts Feb 2008	238,000,000	2007/08/14	2008/02/14	99.96

主板 認股權證

股份 代號	衍生權證	上市時之			集資金額 (百萬港元)
		發行單位	上市日期	到期日	
06533	KBC Fin Products Int'l Ltd. – ICBC European Put Wts Feb 2008	318,000,000	2007/08/14	2008/02/14	98.58
06532	KBC Fin Products Int'l Ltd. – Sinopec Euro Put Wts Feb 2008	118,000,000	2007/08/14	2008/02/14	93.22
06534	KBC Fin Products Int'l Ltd. – PetroChina Eur Put Wt Feb 2008	150,000,000	2007/08/14	2008/02/14	99.00
06513	Macquarie Bank Ltd. – ICBC European Warrants Feb 2008	388,000,000	2007/08/14	2008/02/28	104.76
06514	Macquarie Bank Ltd. – BOCL European Warrants Feb 2008	388,000,000	2007/08/14	2008/02/28	99.72
06515	Macquarie Bank Ltd. – Sinopec Corp European Wts Feb 2008A	200,000,000	2007/08/14	2008/02/28	131.00
06516	Macquarie Bank Ltd. – Zijin Mining European Wts May 2009A	288,000,000	2007/08/14	2009/05/27	72.58
06517	Macquarie Bank Ltd. – ICBC European Put Warrants Feb 2008	288,000,000	2007/08/14	2008/02/28	82.66
06518	Macquarie Bank Ltd. – BOCL European Put Warrants Feb 2008	288,000,000	2007/08/14	2008/02/28	93.89
06525	SGA Societe Generale Acceptance N.V. – CK(H) Eur Wt Feb 08 C	150,000,000	2007/08/14	2008/02/28	148.50
06526	SGA Societe Generale Acceptance N.V. – CITBK Eur Wt Mar 2008	150,000,000	2007/08/14	2008/03/31	112.50
06528	SGA Societe Generale Acceptance N.V. – CMB Euro Wts Feb 2008	100,000,000	2007/08/14	2008/02/28	45.40
06530	SGA Societe Generale Acceptance N.V. – HWL Euro Wts Mar 2008	200,000,000	2007/08/14	2008/03/31	166.00
06529	SGA Societe Generale Acceptance N.V. – HSI Eu Put Wt Feb 08D	200,000,000	2007/08/14	2008/02/28	50.00
06543	BNP Paribas Arbit Issu B.V. – HSBC European Wts Mar 2008	300,000,000	2007/08/15	2008/03/05	219.00
06538	UBS AG – BOCL European Warrants Feb 2008A	300,000,000	2007/08/15	2008/02/25	108.00
06539	UBS AG – BOCL European Warrants Feb 2008 B	300,000,000	2007/08/15	2008/02/25	84.00
06540	UBS AG – PetroChina European Warrants Feb 2008A	300,000,000	2007/08/15	2008/02/25	255.00
06541	UBS AG – PetroChina European Warrants Feb 2008 B	300,000,000	2007/08/15	2008/02/25	186.00
06537	UBS AG – HSCEI European Warrants Feb 2008	300,000,000	2007/08/15	2008/02/28	75.00
06542	UBS AG – HSCEI European Put Warrants Feb 2008	300,000,000	2007/08/15	2008/02/28	75.00
05947 #	BNP Paribas Arbit Issu B.V. – Ch Comm Cons Eur Wt Mar 2008 B	300,000,000	2007/08/15	2008/03/13	65.10
01371 #	Deutsche Bank AG – Ch Comm Cons European Warrants Jan 2008 D	200,000,000	2007/08/15	2008/01/28	30.40
05573 #	Deutsche Bank AG – China Mobile European Put Wts Jan 2008 E	200,000,000	2007/08/15	2008/01/21	104.00
06918 #	Deutsche Bank AG – HSI European Put Warrants Jan 2008 C	400,000,000	2007/08/15	2008/01/30	71.60
01796 #	Deutsche Bank AG – ICBC European Warrants Feb 2008 A	400,000,000	2007/08/15	2008/02/04	144.00
06552	BNP Paribas Arbit Issu B.V. – HSBC European Wts Nov 2010	300,000,000	2007/08/16	2010/11/01	78.00
06549	Deutsche Bank AG – China Life European Warrants Mar 2008 C	400,000,000	2007/08/16	2008/03/10	308.00
06550	Deutsche Bank AG – HKEx European Warrants Mar 2008 B	400,000,000	2007/08/16	2008/03/03	100.00
06551	Deutsche Bank AG – PetroChina European Warrants Aug 2008	400,000,000	2007/08/16	2008/08/25	64.00
06553	Fortis Bank S.A./N.V. – CM Bank European Warrants Dec 2008 B	145,000,000	2007/08/16	2008/12/30	60.18
06554	Fortis Bank S.A./N.V. – Sinopec Corp European Wts Mar 2008	57,000,000	2007/08/16	2008/03/28	43.78
06555	Fortis Bank S.A./N.V. – Foxconn European Warrants Apr 2008	190,000,000	2007/08/16	2008/04/30	51.30
06556	Fortis Bank S.A./N.V. – Jiangxi Copper European Wts Jul 2008	290,000,000	2007/08/16	2008/07/28	72.50
06557	Fortis Bank S.A./N.V. – PCCW European Warrants Jun 2008	80,000,000	2007/08/16	2008/06/30	42.72
06558	Fortis Bank S.A./N.V. – PICC P&C European Warrants Dec 2009	418,000,000	2007/08/16	2009/12/30	117.88
06559	Fortis Bank S.A./N.V. – Zijin Mining European Wts Aug 2008	70,000,000	2007/08/16	2008/08/28	103.18
06544	CC Rabobank B.A. – China Netcom European Warrants Aug 2008	300,000,000	2007/08/16	2008/08/25	123.00
06545	CC Rabobank B.A. – HKEx European Warrants Jun 2008 A	500,000,000	2007/08/16	2008/06/23	140.00
06546	CC Rabobank B.A. – HKEx European Warrants Aug 2008 A	500,000,000	2007/08/16	2008/08/25	140.00
06547	CC Rabobank B.A. – MTRC European Warrants Jun 2008 A	300,000,000	2007/08/16	2008/06/30	84.00
06548	CC Rabobank B.A. – PetroChina European Warrants Dec 2008 A	500,000,000	2007/08/16	2008/12/22	130.00
06568	SGA Societe Generale Acceptance N.V. – HSI Eu Put Wt Jan 08I	500,000,000	2007/08/17	2008/01/30	95.00
06569	SGA Societe Generale Acceptance N.V. – HSI Eu Put Wt Feb 08E	500,000,000	2007/08/17	2008/02/28	125.00

主 板 認 股 權 證

股份 代號	衍生權證	上市時之			集資金額 (百萬港元)
		發行單位	上市日期	到期日	
09600 #	ABN AMRO Bank N.V. – ICBC European Warrants Dec 2007 A	100,000,000	2007/08/17	2007/12/10	35.00
02277 #	Goldman Sachs SP (Asia) – China Life European Wts Feb 2008	208,000,000	2007/08/17	2008/02/25	39.10
02435 #	KBC Fin Products Int'l Ltd. – China Life Euro Wts Jan 2008 B	520,000,000	2007/08/17	2008/01/02	124.28
05922 #	KBC Fin Products Int'l Ltd. – ICBC European Wts Jan 2008 A	600,000,000	2007/08/17	2008/01/15	189.00
06955 #	Macquarie Bank Ltd. – ICBC European Put Warrants Jan 2008	150,000,000	2007/08/17	2008/01/30	65.25
04904 #	UBS AG – China Life European Warrants Jan 2008	300,000,000	2007/08/17	2008/01/21	231.00
06575	ABN AMRO Bank N.V. – Ch Comm Cons European Wts Apr 2008 A	488,000,000	2007/08/20	2008/04/15	136.64
06576	ABN AMRO Bank N.V. – Ch Comm Cons European Wts Apr 2008 B	488,000,000	2007/08/20	2008/04/08	122.00
06577	ABN AMRO Bank N.V. – PetroChina European Warrants Oct 2008 A	688,000,000	2007/08/20	2008/10/20	172.00
06578	ABN AMRO Bank N.V. – China Mobile Euro Put Wts Mar 2008 A	88,000,000	2007/08/20	2008/03/28	40.48
06563	BNP Paribas Arbit Issu B.V. – BOCL European Wts Mar 2008	300,000,000	2007/08/20	2008/03/25	114.00
06564	BNP Paribas Arbit Issu B.V. – BankComm European Wts Apr 2008	200,000,000	2007/08/20	2008/04/07	150.00
06560	BNP Paribas Arbit Issu B.V. – HSI European Wts Feb 2008 A	400,000,000	2007/08/20	2008/02/28	104.00
06561	BNP Paribas Arbit Issu B.V. – HSI European Wts Feb 2008 B	400,000,000	2007/08/20	2008/02/28	100.00
06562	BNP Paribas Arbit Issu B.V. – HSI European Wts Feb 2008 C	400,000,000	2007/08/20	2008/02/28	100.00
06565	BNP Paribas Arbit Issu B.V. – HSI Euro Put Wts Feb 2008 D	400,000,000	2007/08/20	2008/02/28	112.00
06566	BNP Paribas Arbit Issu B.V. – HSI Euro Put Wts Feb 2008 E	400,000,000	2007/08/20	2008/02/28	112.00
06567	BNP Paribas Arbit Issu B.V. – HSI Euro Put Wts Feb 2008 F	400,000,000	2007/08/20	2008/02/28	120.00
06570	Calyon Fin P (G) Ltd. – BOCL European Warrants Apr 2008 A	200,000,000	2007/08/20	2008/04/30	82.00
06571	Calyon Fin P (G) Ltd. – China Tel European Warrants Mar 2008	150,000,000	2007/08/20	2008/03/25	97.50
06572	Calyon Fin P (G) Ltd. – ICBC European Warrants Mar 2008 B	200,000,000	2007/08/20	2008/03/03	140.00
06573	Calyon Fin P (G) Ltd. – ICBC European Warrants Mar 2008 C	200,000,000	2007/08/20	2008/03/03	58.00
06574	Deutsche Bank AG – Hutchison European Warrants Mar 2008	400,000,000	2007/08/20	2008/03/03	260.00
06582	Goldman Sachs SP (Asia) – BOC HK European Warrants Aug 2008	200,000,000	2007/08/20	2008/08/18	50.00
06583	Goldman Sachs SP (Asia) – SHK Ppt European Warrants Mar 2008	60,000,000	2007/08/20	2008/03/03	51.60
06581	KBC Fin Products Int'l Ltd. – Hutchison Euro Wts Mar 2008 A	400,000,000	2007/08/20	2008/03/03	148.00
06580	KBC Fin Products Int'l Ltd. – Hutchison Euro Wts Feb 2008 B	368,000,000	2007/08/20	2008/02/20	198.72
06579	KBC Fin Products Int'l Ltd. – Hutchison Euro Wts Jan 2008	148,000,000	2007/08/20	2008/01/28	94.72
02127 #	HK Bank – China Mobile European Warrants Jan 2008 B	100,000,000	2007/08/20	2008/01/18	65.00
02183 #	SGA Societe Generale Acceptance N.V. – ICBC Eu Wt Jan 2008 B	150,000,000	2007/08/20	2008/01/14	65.25
06584	Calyon Fin P (G) Ltd. – Ch Comm Cons European Wts Feb 2008 B	200,000,000	2007/08/21	2008/02/25	50.40
06585	SGA Societe Generale Acceptance N.V. – CP&CC Eur Wt Mar 2008	100,000,000	2007/08/21	2008/03/03	108.00
06586	SGA Societe Generale Acceptance N.V. – CP&CC Eur Wt Apr 2008	100,000,000	2007/08/21	2008/04/07	94.00
06587	SGA Societe Generale Acceptance N.V. – HSBC Eu Put Wt Mar 08	300,000,000	2007/08/21	2008/03/03	156.00
06588	SGA Societe Generale Acceptance N.V. – C Ovs Eur Wt Mar 2008	100,000,000	2007/08/21	2008/03/03	39.00
06589	SGA Societe Generale Acceptance N.V. – C Ovs Eur Wt Apr 2008	100,000,000	2007/08/21	2008/04/07	35.50
02113 #	ABN AMRO Bank N.V. – China Mobile Euro Put Wts Dec 2007 B	100,000,000	2007/08/21	2007/12/31	53.00
06117 #	ABN AMRO Bank N.V. – HKEx European Warrants Jan 2008 C	200,000,000	2007/08/21	2008/01/21	25.20
09593 #	ABN AMRO Bank N.V. – ICBC European Warrants Nov 2007 A	100,000,000	2007/08/21	2007/11/05	29.00
09600 #	ABN AMRO Bank N.V. – ICBC European Warrants Dec 2007 A	100,000,000	2007/08/21	2007/12/10	28.00
07488 #	Deutsche Bank AG – CITIC Bank European Warrants Aug 2008	400,000,000	2007/08/21	2008/08/28	24.00
09029 #	Goldman Sachs SP (Asia) – HSBC European Warrants Dec 2007	260,000,000	2007/08/21	2007/12/10	21.58
06596	ABN AMRO Bank N.V. – CC Bank European Warrants Mar 2008 A	138,000,000	2007/08/22	2008/03/26	106.26
06597	ABN AMRO Bank N.V. – Ch Comm Cons European Wts Mar 2008 B	488,000,000	2007/08/22	2008/03/07	161.04

主 板 認 股 權 證

股份 代號	衍生權證	上市時之			集資金額 (百萬港元)
		發行單位	上市日期	到期日	
06598	ABN AMRO Bank N.V. – Ch Comm Cons European Wts Mar 2008 C	488,000,000	2007/08/22	2008/03/14	141.52
06599	ABN AMRO Bank N.V. – ICBC European Warrants Mar 2008 A	168,000,000	2007/08/22	2008/03/28	107.52
06600	ABN AMRO Bank N.V. – ICBC European Warrants Apr 2008 A	168,000,000	2007/08/22	2008/04/16	73.92
06601	ABN AMRO Bank N.V. – HSBC European Warrants Jun 2009	488,000,000	2007/08/22	2009/06/30	122.00
06602	ABN AMRO Bank N.V. – HSBC European Warrants Apr 2008	60,000,000	2007/08/22	2008/04/08	44.40
06603	ABN AMRO Bank N.V. – Hutchison European Warrants Mar 2008	98,000,000	2007/08/22	2008/03/18	66.64
06590	Calyon Fin P (G) Ltd. – HSBC European Warrants Mar 2008 B	200,000,000	2007/08/22	2008/03/03	124.00
06591	Calyon Fin P (G) Ltd. – HSBC European Put Warrants Apr 2008	150,000,000	2007/08/22	2008/04/21	107.40
06592	Calyon Fin P (G) Ltd. – CC Bank European Warrants Mar 2008 A	150,000,000	2007/08/22	2008/03/17	85.50
06604	Deutsche Bank AG – HSI European Warrants Feb 2008 F	400,000,000	2007/08/22	2008/02/28	104.00
06605	Deutsche Bank AG – HSI European Warrants Feb 2008 G	400,000,000	2007/08/22	2008/02/28	108.00
06608	Deutsche Bank AG – HSI European Put Warrants Feb 2008 H	400,000,000	2007/08/22	2008/02/28	100.00
06609	Deutsche Bank AG – HSI European Put Warrants Feb 2008 I	400,000,000	2007/08/22	2008/02/28	104.00
06593	Goldman Sachs SP (Asia) – China Tel European Wts Feb 2008	120,000,000	2007/08/22	2008/02/25	51.60
06595	KBC Fin Products Int'l Ltd. – HSBC European Wts Apr 2008 B	135,000,000	2007/08/22	2008/04/02	98.55
06594	KBC Fin Products Int'l Ltd. – China Life Euro Wts Apr 2008 A	268,000,000	2007/08/22	2008/04/02	99.16
02479 #	ABN AMRO Bank N.V. – Ch Comm Cons European Wts Jan 2008 C	400,000,000	2007/08/22	2008/01/07	66.00
05948 #	BNP Paribas Arbit Issu B.V. – HSI European Wts Jan 2008 D	500,000,000	2007/08/22	2008/01/30	73.00
02210 #	Deutsche Bank AG – China Life European Warrants Feb 2008 A	400,000,000	2007/08/22	2008/02/18	110.00
02490 #	Goldman Sachs SP (Asia) – CM Bank European Wts Jan 2008 A	300,000,000	2007/08/22	2008/01/07	66.30
06630	ABN AMRO Bank N.V. – CC Bank European Warrants Mar 2008 B	138,000,000	2007/08/23	2008/03/10	66.24
06631	ABN AMRO Bank N.V. – CNOOC European Warrants Mar 2008	88,000,000	2007/08/23	2008/03/03	79.20
06632	ABN AMRO Bank N.V. – Foxconn European Warrants Feb 2008	280,000,000	2007/08/23	2008/02/25	84.00
06633	ABN AMRO Bank N.V. – HKEx European Put Warrants Aug 2008	488,000,000	2007/08/23	2008/08/18	126.88
06634	ABN AMRO Bank N.V. – HSBC European Put Warrants Apr 2008	50,000,000	2007/08/23	2008/04/01	15.00
06621	Deutsche Bank AG – HSCEI European Warrants Feb 2008	400,000,000	2007/08/23	2008/02/28	100.00
06625	Deutsche Bank AG – HSCEI European Put Warrants Feb 2008	400,000,000	2007/08/23	2008/02/28	100.00
06622	Deutsche Bank AG – HSI European Warrants Feb 2008 J	400,000,000	2007/08/23	2008/02/28	100.00
06626	Deutsche Bank AG – HSI European Put Warrants Feb 2008 K	400,000,000	2007/08/23	2008/02/28	104.00
06614	Goldman Sachs SP (Asia) – BOCL European Warrants Jun 2008 A	100,000,000	2007/08/23	2008/06/10	51.00
06618	Goldman Sachs SP (Asia) – CM Bank European Warrants Mar 2008	188,000,000	2007/08/23	2008/03/17	48.88
06617	Goldman Sachs SP (Asia) – China Life European Wts Apr 2008	108,000,000	2007/08/23	2008/04/21	50.76
06615	Goldman Sachs SP (Asia) – CC Bank European Warrants Mar 2008	80,000,000	2007/08/23	2008/03/25	51.20
06616	Goldman Sachs SP (Asia) – China Mobile European Wts Jun 2009	200,000,000	2007/08/23	2009/06/22	50.00
06619	Goldman Sachs SP (Asia) – HSBC European Warrants Jun 2008	55,000,000	2007/08/23	2008/06/16	48.40
06620	Goldman Sachs SP (Asia) – HS Bank European Warrants Aug 2008	52,000,000	2007/08/23	2008/08/18	49.40
06623	KBC Fin Products Int'l Ltd. – HSCEI Euro Put Wts Feb 2008	400,000,000	2007/08/23	2008/02/28	100.00
06624	KBC Fin Products Int'l Ltd. – HSI Euro Put Wts Feb 2008 A	400,000,000	2007/08/23	2008/02/28	100.00
06627	KBC Fin Products Int'l Ltd. – HSI Euro Put Wts Feb 2008 B	400,000,000	2007/08/23	2008/02/28	100.00
06628	KBC Fin Products Int'l Ltd. – HSI Euro Put Wts Feb 2008 C	400,000,000	2007/08/23	2008/02/28	100.00
06629	KBC Fin Products Int'l Ltd. – HSI Euro Put Wts Feb 2008 D	400,000,000	2007/08/23	2008/02/28	100.00
06606	SGA Societe Generale Acceptance N.V. – HSI Eur Wt Feb 2008 F	500,000,000	2007/08/23	2008/02/28	130.00
06607	SGA Societe Generale Acceptance N.V. – HSI Eur Wt Feb 2008 G	500,000,000	2007/08/23	2008/02/28	127.50
06610	SGA Societe Generale Acceptance N.V. – HSI Eur Wt Feb 2008 H	500,000,000	2007/08/23	2008/02/28	125.00

主板 認股權證

股份 代號	衍生權證	上市時之			集資金額 (百萬港元)
		發行單位	上市日期	到期日	
06611	SGA Societe Generale Acceptance N.V. – HSI Eu Put Wt Feb 08I	500,000,000	2007/08/23	2008/02/28	125.00
06612	SGA Societe Generale Acceptance N.V. – HSI Eu Put Wt Feb 08J	500,000,000	2007/08/23	2008/02/28	125.00
06613	SGA Societe Generale Acceptance N.V. – HSI Eu Put Wt Feb 08K	500,000,000	2007/08/23	2008/02/28	130.00
02454 #	Deutsche Bank AG – China Mobile European Warrants Jan 2008 B	200,000,000	2007/08/23	2008/01/14	75.00
09898 #	UBS AG – HSI European Warrants Oct 2007	500,000,000	2007/08/23	2007/10/30	46.00
06669	ABN AMRO Bank N.V. – BOCL European Warrants Mar 2008 A	168,000,000	2007/08/24	2008/03/10	67.20
06668	ABN AMRO Bank N.V. – BankComm European Warrants Feb 2008 B	88,000,000	2007/08/24	2008/02/25	87.12
06667	ABN AMRO Bank N.V. – BankComm European Warrants Nov 2008 B	688,000,000	2007/08/24	2008/11/24	172.00
06670	ABN AMRO Bank N.V. – CC Bank European Warrants Mar 2008 C	148,000,000	2007/08/24	2008/03/10	76.96
06671	ABN AMRO Bank N.V. – PetroChina European Warrants May 2008 A	488,000,000	2007/08/24	2008/05/05	122.00
06659	ABN AMRO Bank N.V. – CITIC Bank European Warrants Feb 2008	88,000,000	2007/08/24	2008/02/25	28.16
06665	ABN AMRO Bank N.V. – HKEx European Warrants Apr 2008 C	488,000,000	2007/08/24	2008/04/28	122.00
06666	ABN AMRO Bank N.V. – HKEx European Put Warrants Sep 2008	488,000,000	2007/08/24	2008/09/29	126.88
06663	ABN AMRO Bank N.V. – HKEx European Warrants Mar 2008 D	488,000,000	2007/08/24	2008/03/25	126.88
06664	ABN AMRO Bank N.V. – HKEx European Warrants Mar 2008 E	488,000,000	2007/08/24	2008/03/31	122.00
06656	BNP Paribas Arbit Issu B.V. – HSI European Wts Feb 2008 G	400,000,000	2007/08/24	2008/02/28	124.00
06657	BNP Paribas Arbit Issu B.V. – HSI European Wts Feb 2008 H	400,000,000	2007/08/24	2008/02/28	112.00
06658	BNP Paribas Arbit Issu B.V. – HSI European Wts Feb 2008 I	400,000,000	2007/08/24	2008/02/28	120.00
06660	BNP Paribas Arbit Issu B.V. – HSI Euro Put Wts Feb 2008 J	400,000,000	2007/08/24	2008/02/28	100.00
06661	BNP Paribas Arbit Issu B.V. – HSI Euro Put Wts Feb 2008 K	400,000,000	2007/08/24	2008/02/28	100.00
06662	BNP Paribas Arbit Issu B.V. – HSI Euro Put Wts Feb 2008 L	400,000,000	2007/08/24	2008/02/28	112.00
06635	Calyon Fin P (G) Ltd. – BOCL European Warrants Mar 2008	200,000,000	2007/08/24	2008/03/31	70.00
06638	Calyon Fin P (G) Ltd. – HKEx European Warrants Jun 2008	500,000,000	2007/08/24	2008/06/02	126.50
06636	Calyon Fin P (G) Ltd. – ICBC European Warrants Apr 2008 A	150,000,000	2007/08/24	2008/04/28	114.00
06637	Calyon Fin P (G) Ltd. – ICBC European Warrants Apr 2008 B	150,000,000	2007/08/24	2008/04/28	66.00
06652	Bank of China (HK) Ltd. – China Mobile European Wts Mar 2008	70,000,000	2007/08/24	2008/03/03	44.80
06651	Bank of China (HK) Ltd. – Cheung Kong European Wts Mar 2008	70,000,000	2007/08/24	2008/03/03	54.60
06653	Bank of China (HK) Ltd. – HKEx European Warrants Mar 2008	230,000,000	2007/08/24	2008/03/03	59.80
06654	Bank of China (HK) Ltd. – ICBC European Warrants Mar 2008	150,000,000	2007/08/24	2008/03/03	51.00
06655	Bank of China (HK) Ltd. – Ping An European Warrants Mar 2008	88,000,000	2007/08/24	2008/03/03	51.04
06639	Deutsche Bank AG – BOCL European Warrants Feb 2008 B	300,000,000	2007/08/24	2008/02/25	126.00
06640	Deutsche Bank AG – BOCL European Warrants Mar 2008 B	300,000,000	2007/08/24	2008/03/03	87.00
06641	Deutsche Bank AG – Cheung Kong European Warrants Feb 2008 B	400,000,000	2007/08/24	2008/02/25	412.00
06642	Deutsche Bank AG – Sinopec Corp European Warrants Mar 2008 A	300,000,000	2007/08/24	2008/03/03	192.00
06643	Deutsche Bank AG – Sinopec Corp European Warrants Mar 2008 B	300,000,000	2007/08/24	2008/03/17	147.00
06644	Deutsche Bank AG – China Tel European Warrants Mar 2008 A	300,000,000	2007/08/24	2008/03/03	252.00
06645	Deutsche Bank AG – China Tel European Warrants Mar 2008 B	300,000,000	2007/08/24	2008/03/17	195.00
06674	Deutsche Bank AG – China Life European Put Wts Feb 2008 D	400,000,000	2007/08/24	2008/02/25	100.00
06675	Deutsche Bank AG – HKEx European Warrants Feb 2008 B	400,000,000	2007/08/24	2008/02/25	100.00
06676	Deutsche Bank AG – HSBC European Warrants Feb 2008 B	400,000,000	2007/08/24	2008/02/25	384.00
06677	Deutsche Bank AG – ICBC European Warrants Feb 2008 C	400,000,000	2007/08/24	2008/02/25	196.00
06678	Deutsche Bank AG – PetroChina European Warrants Dec 2008 A	400,000,000	2007/08/24	2008/12/17	64.00
06672	Goldman Sachs SP (Asia) – HSI European Warrants Feb 2008	200,000,000	2007/08/24	2008/02/28	50.00
06673	KBC Fin Products Int'l Ltd. – HSI European Wts Dec 2007 G	500,000,000	2007/08/24	2007/12/28	89.00

主板 認股權證

股份 代號	衍生權證	上市時之			集資金額 (百萬港元)
		發行單位	上市日期	到期日	
06647	CC Rabobank B.A. – HKEx European Warrants Sep 2008	500,000,000	2007/08/24	2008/09/23	130.00
06646	CC Rabobank B.A. – HKEx European Warrants Jun 2008 B	500,000,000	2007/08/24	2008/06/18	145.00
06650	CC Rabobank B.A. – HSBC European Warrants Aug 2008	200,000,000	2007/08/24	2008/08/25	124.00
06648	CC Rabobank B.A. – HSBC European Warrants Apr 2008 B	200,000,000	2007/08/24	2008/04/14	134.00
06649	CC Rabobank B.A. – HSBC European Warrants Jun 2008 C	200,000,000	2007/08/24	2008/06/23	132.00
06712	BNP Paribas Arbit Issu B.V. – BOCL European Wts Apr 2008	300,000,000	2007/08/27	2008/04/15	102.00
06713	BNP Paribas Arbit Issu B.V. – Cheung Kong Euro Wts Mar 2008	100,000,000	2007/08/27	2008/03/03	136.00
06714	BNP Paribas Arbit Issu B.V. – CC Bank Euro Wts Mar 2008 B	300,000,000	2007/08/27	2008/03/20	288.00
06715	BNP Paribas Arbit Issu B.V. – China Life Euro Wts Mar 2008 B	300,000,000	2007/08/27	2008/03/17	195.00
06717	BNP Paribas Arbit Issu B.V. – Sinopec Corp Euro Wts Mar 2008	200,000,000	2007/08/27	2008/03/07	136.00
06716	BNP Paribas Arbit Issu B.V. – Ch Mobile Euro Wts Apr 2008 A	300,000,000	2007/08/27	2008/04/02	309.00
06723	BNP Paribas Arbit Issu B.V. – Ch Mobile Eur Put Wts Apr 2008	300,000,000	2007/08/27	2008/04/02	153.00
06718	BNP Paribas Arbit Issu B.V. – HKEx European Wts Apr 2008	200,000,000	2007/08/27	2008/04/30	50.00
06719	BNP Paribas Arbit Issu B.V. – Ping An European Wts Mar 2008	200,000,000	2007/08/27	2008/03/07	328.00
06720	BNP Paribas Arbit Issu B.V. – Hutchison Euro Wts Mar 2008	200,000,000	2007/08/27	2008/03/03	182.00
06721	BNP Paribas Arbit Issu B.V. – HSBC European Wts Apr 2008 A	300,000,000	2007/08/27	2008/04/01	414.00
06722	BNP Paribas Arbit Issu B.V. – SHK Ppt European Wts Apr 2008	100,000,000	2007/08/27	2008/04/11	112.00
06679	Calyon Fin P (G) Ltd. – China Life European Wts Mar 2008 A	200,000,000	2007/08/27	2008/03/31	82.80
06680	Calyon Fin P (G) Ltd. – CNOOC European Warrants Apr 2008	150,000,000	2007/08/27	2008/04/28	108.00
06681	Calyon Fin P (G) Ltd. – Foxconn European Warrants Apr 2008 A	200,000,000	2007/08/27	2008/04/28	72.80
06724	Citigroup Global Mkt H Inc. – BOCL European Wts Mar 2008	180,000,000	2007/08/27	2008/03/31	52.20
06725	Citigroup Global Mkt H Inc. – HK Gas European Wts May 2008	110,000,000	2007/08/27	2008/05/13	51.70
06726	Citigroup Global Mkt H Inc. – HSBC European Wts Mar 2008	130,000,000	2007/08/27	2008/03/03	49.40
06727	Citigroup Global Mkt H Inc. – SHK Ppt European Wts Mar 2008	160,000,000	2007/08/27	2008/03/17	52.80
06728	Citigroup Global Mkt H Inc. – Swire PacA Euro Wts Jun 2008	160,000,000	2007/08/27	2008/06/13	51.20
06696	Deutsche Bank AG – China Life European Warrants Feb 2008 E	400,000,000	2007/08/27	2008/02/27	220.00
06698	Deutsche Bank AG – CNOOC European Warrants Feb 2008	300,000,000	2007/08/27	2008/02/27	258.00
06699	Deutsche Bank AG – HSI European Put Warrants Feb 2008 L	400,000,000	2007/08/27	2008/02/28	104.00
06700	Deutsche Bank AG – HSI European Put Warrants Mar 2008 A	400,000,000	2007/08/27	2008/03/28	100.00
06697	Deutsche Bank AG – Nikkei 225 Index European Wts Mar 2008	400,000,000	2007/08/27	2008/03/14	100.00
06701	Deutsche Bank AG – Nikkei 225 Index Euro Put Wts Mar 2008	400,000,000	2007/08/27	2008/03/14	100.00
06735	Goldman Sachs SP (Asia) – HSCEI European Warrants Feb 2008	200,000,000	2007/08/27	2008/02/28	50.00
06734	Goldman Sachs SP (Asia) – HSI European Put Warrants Feb 2008	200,000,000	2007/08/27	2008/02/28	50.00
06729	KBC Fin Products Int'l Ltd. – HSCEI European Wts Feb 2008 A	400,000,000	2007/08/27	2008/02/28	100.00
06733	KBC Fin Products Int'l Ltd. – HSI European Wts Mar 2008 A	400,000,000	2007/08/27	2008/03/28	100.00
06732	KBC Fin Products Int'l Ltd. – HSI European Wts Feb 2008 G	400,000,000	2007/08/27	2008/02/28	100.00
06731	KBC Fin Products Int'l Ltd. – HSI European Wts Feb 2008 F	400,000,000	2007/08/27	2008/02/28	100.00
06730	KBC Fin Products Int'l Ltd. – HSI European Wts Feb 2008 E	400,000,000	2007/08/27	2008/02/28	100.00
06702	CC Rabobank B.A. – BOCL European Warrants Apr 2008	200,000,000	2007/08/27	2008/04/01	88.00
06703	CC Rabobank B.A. – BOCL European Warrants Jun 2008	200,000,000	2007/08/27	2008/06/02	84.00
06704	CC Rabobank B.A. – BEA European Warrants May 2008	150,000,000	2007/08/27	2008/05/26	75.00
06705	CC Rabobank B.A. – BEA European Warrants Sep 2008	150,000,000	2007/08/27	2008/09/23	69.00
06706	CC Rabobank B.A. – CC Bank European Warrants Apr 2008 A	200,000,000	2007/08/27	2008/04/01	124.00
06707	CC Rabobank B.A. – China Life European Warrants Jun 2008 B	200,000,000	2007/08/27	2008/06/02	88.00

主 板 認 股 權 證

股份 代號	衍生權證	上市時之			集資金額 (百萬港元)
		發行單位	上市日期	到期日	
06708	CC Rabobank B.A. – China Life European Warrants Jul 2008 A	200,000,000	2007/08/27	2008/07/09	82.00
06709	CC Rabobank B.A. – ICBC European Warrants Apr 2008 A	200,000,000	2007/08/27	2008/04/01	114.00
06710	CC Rabobank B.A. – ICBC European Warrants May 2008	200,000,000	2007/08/27	2008/05/26	110.00
06711	CC Rabobank B.A. – Hutchison European Warrants Jun 2008 B	150,000,000	2007/08/27	2008/06/02	93.00
06691	SGA Societe Generale Acceptance N.V. – BOCL Eu Wt Mar 2008 A	200,000,000	2007/08/27	2008/03/17	52.00
06692	SGA Societe Generale Acceptance N.V. – CCB Eur Wt Mar 2008 B	100,000,000	2007/08/27	2008/03/25	73.00
06693	SGA Societe Generale Acceptance N.V. – Ch Life Eu Wt Mar 08D	300,000,000	2007/08/27	2008/03/10	141.00
06694	SGA Societe Generale Acceptance N.V. – CP&CC Eur Wt Feb 08 C	100,000,000	2007/08/27	2008/02/29	99.00
06695	SGA Societe Generale Acceptance N.V. – Petch Eur Wt Dec 08 B	200,000,000	2007/08/27	2008/12/10	50.00
06682	SGA Societe Generale Acceptance N.V. – HSCEI Eur Wt Feb 08 G	200,000,000	2007/08/27	2008/02/28	50.00
06683	SGA Societe Generale Acceptance N.V. – HSCEI Eur Wt Feb 08 H	200,000,000	2007/08/27	2008/02/28	50.00
06686	SGA Societe Generale Acceptance N.V. – HSCEI Eu Put Wt Feb08I	200,000,000	2007/08/27	2008/02/28	50.00
06687	SGA Societe Generale Acceptance N.V. – HSCEI Eu Put Wt Feb08J	200,000,000	2007/08/27	2008/02/28	50.00
06688	SGA Societe Generale Acceptance N.V. – HSCEI Eu Put Wt Feb08K	200,000,000	2007/08/27	2008/02/28	50.00
06684	SGA Societe Generale Acceptance N.V. – HSI Eur Wt Feb 2008 L	500,000,000	2007/08/27	2008/02/28	152.50
06685	SGA Societe Generale Acceptance N.V. – HSI Eur Wt Feb 2008 M	500,000,000	2007/08/27	2008/02/28	142.50
06689	SGA Societe Generale Acceptance N.V. – HSI Eu Put Wt Feb 08N	500,000,000	2007/08/27	2008/02/28	125.00
06690	SGA Societe Generale Acceptance N.V. – HSI Eu Put Wt Feb 08O	500,000,000	2007/08/27	2008/02/28	125.00
02457 #	Deutsche Bank AG – HKEx European Warrants Mar 2008 A	400,000,000	2007/08/27	2008/03/17	74.00
09192 #	Deutsche Bank AG – HSI European Put Warrants Dec 2007 C	400,000,000	2007/08/27	2007/12/28	60.00
02127 #	HK Bank – China Mobile European Warrants Jan 2008 B	100,000,000	2007/08/27	2008/01/18	86.00
06736	HK Bank – China Netcom European Warrants Mar 2008	280,000,000	2007/08/28	2008/03/31	70.00
06737	HK Bank – CNPC European Warrants Mar 2008	280,000,000	2007/08/28	2008/03/31	103.60
06738	HK Bank – Shimao Ppt European Warrants Mar 2008	280,000,000	2007/08/28	2008/03/31	84.00
06747	J P Morgan SP BV – CLP European Warrants Apr 2008	33,000,000	2007/08/28	2008/04/08	10.89
06753	KBC Fin Products Int'l Ltd. – China Life Euro Wts Mar 2008 A	158,000,000	2007/08/28	2008/03/03	99.54
06754	KBC Fin Products Int'l Ltd. – China Life Euro Wts Mar 2008 B	258,000,000	2007/08/28	2008/03/03	98.04
06756	KBC Fin Products Int'l Ltd. – China Life Euro Wts Mar 2008 C	338,000,000	2007/08/28	2008/03/03	94.64
06757	KBC Fin Products Int'l Ltd. – China Life Euro Wts Mar 2008 D	400,000,000	2007/08/28	2008/03/03	100.00
06758	KBC Fin Products Int'l Ltd. – ICBC European Wts Mar 2008A	238,000,000	2007/08/28	2008/03/07	97.58
06759	KBC Fin Products Int'l Ltd. – HSCEI European Wts Feb 2008 B	400,000,000	2007/08/28	2008/02/28	100.00
06763	KBC Fin Products Int'l Ltd. – HSCEI Euro Put Wts Mar 2008A	400,000,000	2007/08/28	2008/03/28	100.00
06760	KBC Fin Products Int'l Ltd. – HSI European Wts Feb 2008 H	400,000,000	2007/08/28	2008/02/28	100.00
06764	KBC Fin Products Int'l Ltd. – HSI Euro Put Wts Feb 2008 I	400,000,000	2007/08/28	2008/02/28	100.00
06739	Macquarie Bank Ltd. – HSBC European Warrants Mar 2008	388,000,000	2007/08/28	2008/03/28	217.28
06740	Macquarie Bank Ltd. – Sinopec Corp European Wts Feb 2008 B	200,000,000	2007/08/28	2008/02/28	125.80
06741	Macquarie Bank Ltd. – Henderson Land Dev Euro Wts Feb 2008	200,000,000	2007/08/28	2008/02/28	76.00
06742	Macquarie Bank Ltd. – Hutchison European Warrants Feb 2008	200,000,000	2007/08/28	2008/02/28	124.20
06743	Macquarie Bank Ltd. – HSBC European Put Warrants Mar 2008	288,000,000	2007/08/28	2008/03/28	158.98
06744	Macquarie Bank Ltd. – Sinopec Corp European Put Wts Feb 2008	200,000,000	2007/08/28	2008/02/28	86.60
06751	Macquarie Bank Ltd. – HSCEI European Warrants Feb 2008	288,000,000	2007/08/28	2008/02/28	76.61
06755	Macquarie Bank Ltd. – HSCEI European Put Warrants Feb 2008	288,000,000	2007/08/28	2008/02/28	72.29
06748	Macquarie Bank Ltd. – HSI European Warrants Feb 2008	388,000,000	2007/08/28	2008/02/28	137.74
06752	Macquarie Bank Ltd. – HSI European Put Warrants Feb 2008	388,000,000	2007/08/28	2008/02/28	98.55

主板 認股權證

股份 代號	衍生權證	上市時之			集資金額 (百萬港元)
		發行單位	上市日期	到期日	
06745	UBS AG – HSI European Warrants Feb 2008 A	300,000,000	2007/08/28	2008/02/28	90.00
06746	UBS AG – HSI European Warrants Feb 2008 B	300,000,000	2007/08/28	2008/02/28	78.00
06749	UBS AG – HSI European Put Warrants Feb 2008 C	300,000,000	2007/08/28	2008/02/28	75.00
06750	UBS AG – HSI European Put Warrants Feb 2008 D	300,000,000	2007/08/28	2008/02/28	82.50
09064 #	Macquarie Bank Ltd. – Sinopec Corp European Put Wts Nov 2007	200,000,000	2007/08/28	2007/11/29	184.00
06766	Barclays Bank plc – China Life European Put Wts Aug 2008	500,000,000	2007/08/29	2008/08/06	231.00
06767	Citigroup Global Mkt H Inc. – Sinopec Corp Euro Wts May 2008	90,000,000	2007/08/29	2008/05/19	56.70
06768	Citigroup Global Mkt H Inc. – R&F Ppt European Wts Jun 2008	130,000,000	2007/08/29	2008/06/02	55.90
06769	Citigroup Global Mkt H Inc. – Huaneng Power Eur Wts Apr 2008	80,000,000	2007/08/29	2008/04/30	54.40
06770	Citigroup Global Mkt H Inc. – PetroChina Euro Wts Apr 2008	70,000,000	2007/08/29	2008/04/30	56.00
06771	Citigroup Global Mkt H Inc. – PICC European Wts Jun 2008	210,000,000	2007/08/29	2008/06/30	52.50
06774	KBC Fin Products Int'l Ltd. – China Tel Euro Wts Mar 2008 B	268,000,000	2007/08/29	2008/03/03	99.16
06772	KBC Fin Products Int'l Ltd. – CC Bank Euro Wts Mar 2008 A	158,000,000	2007/08/29	2008/03/03	97.96
06776	KBC Fin Products Int'l Ltd. – PetroChina Euro Wts Jul 2008 A	400,000,000	2007/08/29	2008/07/08	100.00
06775	KBC Fin Products Int'l Ltd. – CNOOC European Wts Sep 2008	400,000,000	2007/08/29	2008/09/08	100.00
06773	KBC Fin Products Int'l Ltd. – Sinopec Euro Wts Sep 2008 A	400,000,000	2007/08/29	2008/09/02	100.00
06761	CC Rabobank B.A. – BankComm European Warrants Nov 2008	500,000,000	2007/08/29	2008/11/10	125.00
06762	CC Rabobank B.A. – PetroChina European Warrants Jul 2008 B	500,000,000	2007/08/29	2008/07/28	130.00
06765	CC Rabobank B.A. – Ping An European Warrants Mar 2009	500,000,000	2007/08/29	2009/03/31	130.00
02113 #	ABN AMRO Bank N.V. – China Mobile Euro Put Wts Dec 2007 B	100,000,000	2007/08/29	2007/12/31	38.50
02419 #	KBC Fin Products Int'l Ltd. – HSI Euro Put Wts Nov 2007 E	600,000,000	2007/08/29	2007/11/29	72.60
09574 #	KBC Fin Products Int'l Ltd. – HSI Euro Put Wts Dec 2007 E	600,000,000	2007/08/29	2007/12/28	94.20
09587 #	Macquarie Bank Ltd. – HSI European Put Warrants Dec 2007 B	1,000,000,000	2007/08/29	2007/12/28	121.00
06782	ABN AMRO Bank N.V. – BOCL European Warrants Mar 2008 B	88,000,000	2007/08/30	2008/03/31	33.44
06783	ABN AMRO Bank N.V. – CC Bank European Warrants Apr 2008 D	128,000,000	2007/08/30	2008/04/21	84.48
06784	ABN AMRO Bank N.V. – Ch Comm Cons European Wts Apr 2008 C	488,000,000	2007/08/30	2008/04/07	122.00
06785	ABN AMRO Bank N.V. – Ch Comm Cons European Wts Apr 2008 D	488,000,000	2007/08/30	2008/04/21	122.00
06786	ABN AMRO Bank N.V. – Ch Comm Cons European Wts Jun 2008 A	488,000,000	2007/08/30	2008/06/30	131.76
06777	ABN AMRO Bank N.V. – China Mobile European Wts Mar 2008 D	88,000,000	2007/08/30	2008/03/25	79.20
06778	ABN AMRO Bank N.V. – HKEx European Warrants Mar 2008 F	488,000,000	2007/08/30	2008/03/03	131.76
06779	ABN AMRO Bank N.V. – HKEx European Warrants Mar 2008 G	488,000,000	2007/08/30	2008/03/10	122.00
06780	ABN AMRO Bank N.V. – HKEx European Warrants May 2008 A	488,000,000	2007/08/30	2008/05/05	122.00
06781	ABN AMRO Bank N.V. – China Mobile Euro Put Wts Mar 2008 B	88,000,000	2007/08/30	2008/03/17	47.52
06804	ABN AMRO Bank N.V. – China Mobile European Wts Aug 2008 A	800,000,000	2007/08/30	2008/08/18	200.00
06805	ABN AMRO Bank N.V. – China Mobile European Wts Apr 2008 C	80,000,000	2007/08/30	2008/04/07	72.00
06806	ABN AMRO Bank N.V. – China Mobile Euro Put Wts Mar 2008 C	80,000,000	2007/08/30	2008/03/31	75.20
06807	ABN AMRO Bank N.V. – China Mobile European Put Wts Sep 2008	800,000,000	2007/08/30	2008/09/29	200.00
06808	ABN AMRO Bank N.V. – HKEx European Put Warrants May 2008 B	488,000,000	2007/08/30	2008/05/05	122.00
06787	ABN AMRO Bank N.V. – Foxconn European Warrants Mar 2008	300,000,000	2007/08/30	2008/03/31	87.00
06788	ABN AMRO Bank N.V. – HSBC European Warrants Mar 2008	50,000,000	2007/08/30	2008/03/03	16.50
06791	Calyon Fin P (G) Ltd. – BOCL European Warrants Apr 2008 B	200,000,000	2007/08/30	2008/04/28	74.00
06792	Calyon Fin P (G) Ltd. – China Coal European Wts Mar 2008 B	200,000,000	2007/08/30	2008/03/17	50.40
06793	Calyon Fin P (G) Ltd. – Sinopec Corp European Wts Apr 2008 A	150,000,000	2007/08/30	2008/04/28	162.00
06795	Deutsche Bank AG – China Mobile European Warrants Oct 2008 A	400,000,000	2007/08/30	2008/10/20	100.00

主板 認股權證

股份 代號	衍生權證	上市時之			集資金額 (百萬元)
		發行單位	上市日期	到期日	
06799	Deutsche Bank AG – China Mobile European Put Wts Oct 2008	400,000,000	2007/08/30	2008/10/20	100.00
06794	Deutsche Bank AG – DJIA Index European Warrants Mar 2008	200,000,000	2007/08/30	2008/03/25	50.00
06798	Deutsche Bank AG – DJIA Index European Put Warrants Mar 2008	200,000,000	2007/08/30	2008/03/25	50.00
06796	Deutsche Bank AG – HSI European Warrants Mar 2008 C	400,000,000	2007/08/30	2008/03/28	100.00
06797	KBC Fin Products Int'l Ltd. – China Life Euro Wts Apr 2008 B	400,000,000	2007/08/30	2008/04/01	100.00
06801	KBC Fin Products Int'l Ltd. – China Life Eur Put Wt Mar 2008	138,000,000	2007/08/30	2008/03/03	97.98
06800	KBC Fin Products Int'l Ltd. – ICBC European Put Wts Mar 2008	248,000,000	2007/08/30	2008/03/03	99.20
06802	KBC Fin Products Int'l Ltd. – HSCEI Euro Put Wts Mar 2008 B	400,000,000	2007/08/30	2008/03/28	100.00
06803	KBC Fin Products Int'l Ltd. – HSCEI Euro Put Wts Mar 2008 C	400,000,000	2007/08/30	2008/03/28	100.00
06789	Macquarie Bank Ltd. – China Mobile European Wts Apr 2008	388,000,000	2007/08/30	2008/04/29	234.74
06790	Macquarie Bank Ltd. – Ping An European Warrants Dec 2008 A	388,000,000	2007/08/30	2008/12/30	98.55
06920 #	Credit Suisse – China Life European Warrants Jan 2008 C	300,000,000	2007/08/30	2008/01/21	115.50
09271 #	Deutsche Bank AG – HSI European Put Warrants Dec 2007 D	400,000,000	2007/08/30	2007/12/28	53.60
09778 #	Macquarie Bank Ltd. – China Life European Put Wts Dec 2007	800,000,000	2007/08/30	2007/12/28	115.20
07984 #	UBS AG – BOC HK European Warrants Feb 2008	600,000,000	2007/08/30	2008/02/11	28.80
06817	ABN AMRO Bank N.V. – Ch Comm Cons European Wts Apr 2008 E	488,000,000	2007/08/31	2008/04/22	122.00
06818	ABN AMRO Bank N.V. – China Life European Warrants Mar 2008 A	228,000,000	2007/08/31	2008/03/25	95.76
06822	ABN AMRO Bank N.V. – Ping An European Warrants Sep 2008	1,000,000,000	2007/08/31	2008/09/22	250.00
06821	ABN AMRO Bank N.V. – HSBC European Put Warrants Mar 2008	56,000,000	2007/08/31	2008/03/03	21.84
06811	BNP Paribas Arbit Issu B.V. – CITIC Bank Euro Wts Mar 2008	100,000,000	2007/08/31	2008/03/03	33.00
06812	BNP Paribas Arbit Issu B.V. – Sinopec Corp Euro Wts Oct 2008	400,000,000	2007/08/31	2008/10/03	108.00
06809	BNP Paribas Arbit Issu B.V. – HSCEI European Wts Mar 2008 A	300,000,000	2007/08/31	2008/03/28	117.00
06810	BNP Paribas Arbit Issu B.V. – HSCEI European Wts Mar 2008 B	300,000,000	2007/08/31	2008/03/28	90.00
06813	BNP Paribas Arbit Issu B.V. – HSCEI Euro Put Wts Mar 2008 C	300,000,000	2007/08/31	2008/03/28	90.00
06814	BNP Paribas Arbit Issu B.V. – HSCEI Euro Put Wts Mar 2008 D	300,000,000	2007/08/31	2008/03/28	108.00
06815	KBC Fin Products Int'l Ltd. – HSCEI European Wts Mar 2008 D	400,000,000	2007/08/31	2008/03/28	100.00
06816	KBC Fin Products Int'l Ltd. – HSCEI European Wts Mar 2008 E	400,000,000	2007/08/31	2008/03/28	100.00
06819	KBC Fin Products Int'l Ltd. – HSCEI Euro Put Wts Mar 2008 F	400,000,000	2007/08/31	2008/03/28	100.00
06820	KBC Fin Products Int'l Ltd. – HSCEI Euro Put Wts Mar 2008 G	400,000,000	2007/08/31	2008/03/28	100.00
02213 #	Deutsche Bank AG – China Mobile European Put Wts Jan 2008 D	300,000,000	2007/08/31	2008/01/14	69.00
09722 #	UBS AG – CITIC Bank European Warrants Nov 2007 A	600,000,000	2007/08/31	2007/11/12	195.00
06838	ABN AMRO Bank N.V. – HKEx European Warrants May 2008 C	588,000,000	2007/09/03	2008/05/13	147.00
06839	ABN AMRO Bank N.V. – China Mobile European Wts Aug 2008 B	688,000,000	2007/09/03	2008/08/25	178.88
06840	ABN AMRO Bank N.V. – China Mobile European Wts Mar 2008 E	78,000,000	2007/09/03	2008/03/03	86.58
06841	ABN AMRO Bank N.V. – China Mobile Euro Put Wts Apr 2008 A	78,000,000	2007/09/03	2008/04/14	113.10
06842	ABN AMRO Bank N.V. – HKEx European Put Warrants May 2008 D	588,000,000	2007/09/03	2008/05/20	147.00
06835	ABN AMRO Bank N.V. – Ch Comm Cons European Wts Apr 2008 F	468,000,000	2007/09/03	2008/04/22	117.00
06836	ABN AMRO Bank N.V. – Ping An European Warrants May 2008 A	888,000,000	2007/09/03	2008/05/30	222.00
06832	Barclays Bank plc – China Mobile European Put Wts Aug 2008	300,000,000	2007/09/03	2008/08/08	204.90
06826	BNP Paribas Arbit Issu B.V. – Ch Comm Cons Eur Wt Mar 2008 D	400,000,000	2007/09/03	2008/03/28	116.00
06843	Credit Suisse – China Life European Warrants Mar 2008 A	300,000,000	2007/09/03	2008/03/04	103.50
06844	Credit Suisse – China Life European Warrants Mar 2008 B	300,000,000	2007/09/03	2008/03/18	90.00
06833	Deutsche Bank AG – China Mobile European Warrants Apr 2008	200,000,000	2007/09/03	2008/04/28	256.00
06837	Deutsche Bank AG – China Mobile European Put Wts Apr 2008	200,000,000	2007/09/03	2008/04/28	226.00

主板 認股權證

股份 代號	衍生權證	上市時之			集資金額 (百萬港元)
		發行單位	上市日期	到期日	
06830	Deutsche Bank AG – HSCEI European Warrants Mar 2008 A	400,000,000	2007/09/03	2008/03/28	100.00
06834	Deutsche Bank AG – HSCEI European Put Warrants Mar 2008 E	400,000,000	2007/09/03	2008/03/28	100.00
06831	Deutsche Bank AG – HSI European Put Warrants Mar 2008 B	400,000,000	2007/09/03	2008/03/28	100.00
06823	SGA Societe Generale Acceptance N.V. – N225 Eu Wt Mar 2008 A	100,000,000	2007/09/03	2008/03/13	36.00
06824	SGA Societe Generale Acceptance N.V. – N225 Eu Wt Mar 2008 B	100,000,000	2007/09/03	2008/03/13	29.00
06825	SGA Societe Generale Acceptance N.V. – N225 Eu Wt Mar 2008 C	100,000,000	2007/09/03	2008/03/13	25.00
06827	SGA Societe Generale Acceptance N.V. – N225 Eu Put Wt Mar08D	100,000,000	2007/09/03	2008/03/13	27.00
06828	SGA Societe Generale Acceptance N.V. – N225 Eu Put Wt Mar08E	100,000,000	2007/09/03	2008/03/13	35.00
06829	SGA Societe Generale Acceptance N.V. – N225 Eu Put Wt Mar08F	100,000,000	2007/09/03	2008/03/13	44.00
04962 #	ABN AMRO Bank N.V. – Sinopec Corp European Wts Oct 2008 A	700,000,000	2007/09/03	2008/10/08	117.60
06897	ABN AMRO Bank N.V. – China Life European Warrants Mar 2008 B	198,000,000	2007/09/04	2008/03/20	89.10
06898	ABN AMRO Bank N.V. – China Life European Warrants Mar 2008 C	198,000,000	2007/09/04	2008/03/28	81.18
06885	Barclays Bank plc – PetroChina European Put Wts Aug 2008	200,000,000	2007/09/04	2008/08/12	179.60
06852	BNP Paribas Arbit Issu B.V. – Ch Mobile Euro Wts Jun 2008 A	300,000,000	2007/09/04	2008/06/30	75.00
06853	BNP Paribas Arbit Issu B.V. – Ch Mobile Euro Wts Mar 2008	300,000,000	2007/09/04	2008/03/07	483.00
06854	BNP Paribas Arbit Issu B.V. – CC Bank Euro Wts Mar 2008 C	300,000,000	2007/09/04	2008/03/04	198.00
06855	BNP Paribas Arbit Issu B.V. – Ping An European Wts Oct 2008	200,000,000	2007/09/04	2008/10/30	50.00
06856	BNP Paribas Arbit Issu B.V. – Ch Mobile Eur Put Wts Mar 2008	300,000,000	2007/09/04	2008/03/07	471.00
06851	BNP Paribas Arbit Issu B.V. – HSI European Wts Mar 2008 C	400,000,000	2007/09/04	2008/03/28	100.00
06857	BNP Paribas Arbit Issu B.V. – HSI Euro Put Wts Mar 2008 A	400,000,000	2007/09/04	2008/03/28	104.00
06858	BNP Paribas Arbit Issu B.V. – HSI Euro Put Wts Mar 2008 B	400,000,000	2007/09/04	2008/03/28	100.00
06880	Calyon Fin P (G) Ltd. – China Mobile European Wts Mar 2008	200,000,000	2007/09/04	2008/03/04	163.20
06881	Calyon Fin P (G) Ltd. – CC Bank European Warrants Mar 2008 B	200,000,000	2007/09/04	2008/03/04	86.00
06882	Calyon Fin P (G) Ltd. – China Life European Wts Mar 2008 B	200,000,000	2007/09/04	2008/03/04	66.00
06883	Calyon Fin P (G) Ltd. – China Life European Wts Mar 2008 C	200,000,000	2007/09/04	2008/03/04	53.40
06884	Calyon Fin P (G) Ltd. – China Mobile Euro Put Wts Mar 2008	100,000,000	2007/09/04	2008/03/04	82.20
06859	Deutsche Bank AG – Cheung Kong European Warrants Mar 2008	200,000,000	2007/09/04	2008/03/10	200.00
06860	Deutsche Bank AG – Ch Comm Cons European Warrants Mar 2008 D	400,000,000	2007/09/04	2008/03/31	100.00
06863	Deutsche Bank AG – Ping An European Warrants Oct 2008	400,000,000	2007/09/04	2008/10/13	100.00
06899	Deutsche Bank AG – China Life European Warrants Mar 2008 D	400,000,000	2007/09/04	2008/03/28	236.00
06900	Deutsche Bank AG – China Life European Warrants Jun 2008	400,000,000	2007/09/04	2008/06/27	236.00
06861	Deutsche Bank AG – HSCEI European Warrants Mar 2008 B	400,000,000	2007/09/04	2008/03/28	100.00
06862	Deutsche Bank AG – HSI European Warrants Mar 2008 D	400,000,000	2007/09/04	2008/03/28	100.00
06845	HK Bank – CHALCO European Warrants Apr 2008 C	280,000,000	2007/09/04	2008/04/30	106.40
06846	HK Bank – CHALCO European Warrants Apr 2008 D	288,000,000	2007/09/04	2008/04/25	83.52
06847	HK Bank – China Mobile European Warrants Apr 2008 A	288,000,000	2007/09/04	2008/04/11	293.76
06848	HK Bank – China Mobile European Warrants Apr 2008 B	280,000,000	2007/09/04	2008/04/18	243.60
06849	HK Bank – Datang Power European Warrants Apr 2008 A	280,000,000	2007/09/04	2008/04/30	70.00
06850	HK Bank – Datang Power European Warrants Apr 2008 B	288,000,000	2007/09/04	2008/04/25	624.96
06894	KBC Fin Products Int'l Ltd. – Sinopec Euro Wts Dec 2008 A	400,000,000	2007/09/04	2008/12/01	100.00
06891	KBC Fin Products Int'l Ltd. – Ch Mobile Euro Wts Mar 2008	128,000,000	2007/09/04	2008/03/04	97.28
06895	KBC Fin Products Int'l Ltd. – Ch Mobile Eur Put Wts Mar 2008	148,000,000	2007/09/04	2008/03/04	99.16
06892	KBC Fin Products Int'l Ltd. – HSI European Wts Mar 2008 B	400,000,000	2007/09/04	2008/03/28	100.00
06893	KBC Fin Products Int'l Ltd. – HSI European Wts Mar 2008 C	400,000,000	2007/09/04	2008/03/28	100.00

主板 認股權證

股份 代號	衍生權證	上市時之			集資金額 (百萬港元)
		發行單位	上市日期	到期日	
06896	KBC Fin Products Int'l Ltd. – HSI Euro Put Wts Mar 2008 E	400,000,000	2007/09/04	2008/03/28	100.00
06886	Macquarie Bank Ltd. – Ping An European Warrants Dec 2008 B	400,000,000	2007/09/04	2008/12/30	110.80
06887	Macquarie Bank Ltd. – Air China European Warrants Dec 2008	388,000,000	2007/09/04	2008/12/30	97.78
06888	Macquarie Bank Ltd. – CHALCO European Warrants Dec 2008	388,000,000	2007/09/04	2008/12/30	282.46
06889	Macquarie Bank Ltd. – Jiangxi Copper European Wts Mar 2008A	388,000,000	2007/09/04	2008/03/28	98.55
06890	Macquarie Bank Ltd. – Ping An European Put Warrants Dec 2008	400,000,000	2007/09/04	2008/12/30	101.20
06864	Macquarie Bank Ltd. – CITIC Bank European Warrants Dec 2009	388,000,000	2007/09/04	2009/12/30	98.94
06865	Macquarie Bank Ltd. – Ch Comm Cons European WtsApr 2008	388,000,000	2007/09/04	2008/04/29	98.94
06866	Macquarie Bank Ltd. – China Life European Wts Mar 2008 B	388,000,000	2007/09/04	2008/03/28	137.74
06867	Macquarie Bank Ltd. – HKEx European Warrants Apr 2008 A	388,000,000	2007/09/04	2008/04/29	101.66
06868	Macquarie Bank Ltd. – China Mobile European Put Wts May 2009	500,000,000	2007/09/04	2009/05/29	126.00
06869	SGA Societe Generale Acceptance N.V. – HSCEI Eur Wt Mar 08 A	200,000,000	2007/09/04	2008/03/28	50.00
06870	SGA Societe Generale Acceptance N.V. – HSCEI Eur Wt Mar 08 B	200,000,000	2007/09/04	2008/03/28	50.00
06874	SGA Societe Generale Acceptance N.V. – HSCEI Eu Put Wt Mar08C	200,000,000	2007/09/04	2008/03/28	50.00
06875	SGA Societe Generale Acceptance N.V. – HSCEI Eu Put Wt Mar08D	200,000,000	2007/09/04	2008/03/28	50.00
06876	SGA Societe Generale Acceptance N.V. – HSCEI Eu Put Wt Mar08E	200,000,000	2007/09/04	2008/03/28	50.00
06871	SGA Societe Generale Acceptance N.V. – HSI Eur Wt Jan 2008 J	500,000,000	2007/09/04	2008/01/30	125.00
06872	SGA Societe Generale Acceptance N.V. – HSI Eur Wt Jan 2008 K	500,000,000	2007/09/04	2008/01/30	120.00
06873	SGA Societe Generale Acceptance N.V. – HSI Eur Wt Jan 2008 L	500,000,000	2007/09/04	2008/01/30	95.00
06877	SGA Societe Generale Acceptance N.V. – HSI Eur Wt Mar 2008 A	500,000,000	2007/09/04	2008/03/28	127.50
06878	SGA Societe Generale Acceptance N.V. – HSI Eur Wt Mar 2008 B	500,000,000	2007/09/04	2008/03/28	125.00
06879	SGA Societe Generale Acceptance N.V. – HSI Eur Wt Mar 2008 C	500,000,000	2007/09/04	2008/03/28	125.00
05594 #	Deutsche Bank AG – HSI European Warrants Jan 2008 F	400,000,000	2007/09/04	2008/01/30	83.20
09023 #	HK Bank – Jiangxi Copper European Warrants Dec 2007 B	200,000,000	2007/09/04	2007/12/14	130.00
01344	Barclays Bank plc – A50 China European Warrants Aug 2008	200,000,000	2007/09/05	2008/08/08	90.40
01333	Calyon Fin P (G) Ltd. – CHALCO European Warrants Mar 2008	100,000,000	2007/09/05	2008/03/17	27.30
01335	Calyon Fin P (G) Ltd. – Jiangxi Copper European Wts Mar 2008	150,000,000	2007/09/05	2008/03/17	38.40
02103	Goldman Sachs SP (Asia) – CC Bank European Warrants Jun 2008	60,000,000	2007/09/05	2008/06/02	49.80
02104	Goldman Sachs SP (Asia) – China Mobile European Wts May 2009	200,000,000	2007/09/05	2009/05/25	50.00
02102	Goldman Sachs SP (Asia) – BOCL European Warrants Jun 2008 B	80,000,000	2007/09/05	2008/06/23	48.00
01235	HK Bank – Air China European Warrants Apr 2008	280,000,000	2007/09/05	2008/04/08	431.20
01244	HK Bank – Ch Comm Cons European Warrants Apr 2008 A	280,000,000	2007/09/05	2008/04/15	84.00
01251	HK Bank – Ch Comm Cons European Warrants Apr 2008 B	280,000,000	2007/09/05	2008/04/22	72.80
01256	HK Bank – CC Bank European Warrants Apr 2008	280,000,000	2007/09/05	2008/04/08	131.60
01269	HK Bank – China Life European Warrants Apr 2008 A	280,000,000	2007/09/05	2008/04/15	128.80
01272	HK Bank – China Life European Warrants Apr 2008 B	280,000,000	2007/09/05	2008/04/22	103.60
01273	HK Bank – ICBC European Warrants Apr 2008	280,000,000	2007/09/05	2008/04/15	120.40
01311	HK Bank – Jiangxi Copper European Warrants Apr 2008 A	280,000,000	2007/09/05	2008/04/01	92.40
01328	HK Bank – Jiangxi Copper European Warrants Apr 2008 B	280,000,000	2007/09/05	2008/04/08	72.80
02100	KBC Fin Products Int'l Ltd. – China Life Euro Wts Mar 2008 E	368,000,000	2007/09/05	2008/03/05	99.36
02101	KBC Fin Products Int'l Ltd. – China Life Euro Wts Apr 2008 C	400,000,000	2007/09/05	2008/04/01	100.00
01366	KBC Fin Products Int'l Ltd. – HSCEI European Wts Mar 2008 H	400,000,000	2007/09/05	2008/03/28	100.00
01231	SGA Societe Generale Acceptance N.V. – JIANC Eur Wt Apr 2008	100,000,000	2007/09/05	2008/04/07	52.00
01232	SGA Societe Generale Acceptance N.V. – Ping An Eur Wt Apr 08	500,000,000	2007/09/05	2008/04/07	125.00

主 板 認 股 權 證

股份 代號	衍生權證	上市時之			集資金額 (百萬港元)
		發行單位	上市日期	到期日	
09589 #	ABN AMRO Bank N.V. – CC Bank European Warrants Dec 2007 A	200,000,000	2007/09/05	2007/12/10	172.00
02225	ABN AMRO Bank N.V. – China Mobile European Wts Jun 2008 A	688,000,000	2007/09/06	2008/06/30	178.88
02227	ABN AMRO Bank N.V. – China Mobile European Warrants Jul 2008	688,000,000	2007/09/06	2008/07/28	172.00
02228	ABN AMRO Bank N.V. – China Mobile European Warrants Oct 2008	688,000,000	2007/09/06	2008/10/08	185.76
02234	ABN AMRO Bank N.V. – CNOOC European Warrants Dec 2008 B	688,000,000	2007/09/06	2008/12/08	172.00
02219	ABN AMRO Bank N.V. – CC Bank European Warrants Mar 2008 D	128,000,000	2007/09/06	2008/03/17	62.72
02222	ABN AMRO Bank N.V. – CC Bank European Warrants Mar 2008 E	128,000,000	2007/09/06	2008/03/06	67.84
02224	ABN AMRO Bank N.V. – China Life European Warrants Aug 2008	198,000,000	2007/09/06	2008/08/04	162.36
02448	Barclays Bank plc – PetroChina European Warrants Jul 2008	500,000,000	2007/09/06	2008/07/25	131.00
02297	BNP Paribas Arbit Issu B.V. – CC Bank Euro Wts Mar 2008 D	300,000,000	2007/09/06	2008/03/25	267.00
02299	BNP Paribas Arbit Issu B.V. – CC Bank Euro Wts Apr 2008 A	300,000,000	2007/09/06	2008/04/25	258.00
02421	BNP Paribas Arbit Issu B.V. – Ch Mobile Eur Put Wts Jul 2008	300,000,000	2007/09/06	2008/07/30	75.00
02273	Citigroup Global Mkt H Inc. – BOCL European Wts Apr 2008	140,000,000	2007/09/06	2008/04/21	56.00
02280	Citigroup Global Mkt H Inc. – BOC HK European Wts Aug 2008	200,000,000	2007/09/06	2008/08/18	51.00
02283	Citigroup Global Mkt H Inc. – CC Bank Euro Wts Apr 2008 A	70,000,000	2007/09/06	2008/04/21	52.50
02292	Citigroup Global Mkt H Inc. – Ping An European Wts Apr 2008	50,000,000	2007/09/06	2008/04/01	60.00
02296	Citigroup Global Mkt H Inc. – Ping An European Wts Sep 2008	200,000,000	2007/09/06	2008/09/24	50.80
02106	HK Bank – CITIC Bank European Warrants Apr 2008 A	280,000,000	2007/09/06	2008/04/15	148.40
02112	HK Bank – CITIC Bank European Warrants Apr 2008 B	280,000,000	2007/09/06	2008/04/22	193.20
02115	HK Bank – Lenovo European Warrants Apr 2008	280,000,000	2007/09/06	2008/04/08	215.60
02119	HK Bank – Maanshan Iron European Warrants Apr 2008	280,000,000	2007/09/06	2008/04/01	299.60
02120	HK Bank – Sh Petrochem European Warrants Apr 2008	280,000,000	2007/09/06	2008/04/08	238.00
02237	J P Morgan SP BV – CHALCO European Wts Dec 2008	188,000,000	2007/09/06	2008/12/01	168.82
02270	J P Morgan SP BV – JX Copper European Wts Aug 2008	138,000,000	2007/09/06	2008/08/29	93.43
02267	J P Morgan SP BV – China COSCO Euro Wts Aug 2008	138,000,000	2007/09/06	2008/08/29	97.15
02272	J P Morgan SP BV – Sh Petrochem Euro Wts Feb 2009	288,000,000	2007/09/06	2009/02/27	74.59
02268	J P Morgan SP BV – Datang European Wts Aug 2008	288,000,000	2007/09/06	2008/08/29	84.67
02432	KBC Fin Products Int'l Ltd. – CC Bank Euro Wts Mar 2008 B	268,000,000	2007/09/06	2008/03/06	99.16
02126	UBS AG – China Mobile European Warrants Dec 2008 A	300,000,000	2007/09/06	2008/12/18	75.00
02135	UBS AG – Sinopec Corp European Warrants Dec 2008 A	300,000,000	2007/09/06	2008/12/18	75.00
02137	UBS AG – PetroChina European Warrants Dec 2008 A	300,000,000	2007/09/06	2008/12/18	75.00
02113 #	ABN AMRO Bank N.V. – China Mobile Euro Put Wts Dec 2007 B	200,000,000	2007/09/06	2007/12/31	42.40
06117 #	ABN AMRO Bank N.V. – HKEx European Warrants Jan 2008 C	400,000,000	2007/09/06	2008/01/21	128.00
09339 #	SGA Societe Generale Acceptance N.V. – HSI Eu Put Wt Dec 07F	500,000,000	2007/09/06	2007/12/28	59.00
06983 #	SGA Societe Generale Acceptance N.V. – HSI Eu Put Wt Jan 08G	500,000,000	2007/09/06	2008/01/30	101.50
06529 #	SGA Societe Generale Acceptance N.V. – HSI Eu Put Wt Feb 08D	500,000,000	2007/09/06	2008/02/28	73.50
04454	ABN AMRO Bank N.V. – HKEx European Warrants May 2008 E	500,000,000	2007/09/07	2008/05/26	135.00
04456	ABN AMRO Bank N.V. – HKEx European Warrants Jun 2008 B	500,000,000	2007/09/07	2008/06/10	135.00
04459	ABN AMRO Bank N.V. – HKEx European Warrants Jun 2008 C	500,000,000	2007/09/07	2008/06/16	130.00
04463	ABN AMRO Bank N.V. – HKEx European Warrants Jul 2008	500,000,000	2007/09/07	2008/07/02	130.00
04475	ABN AMRO Bank N.V. – China Mobile European Wts May 2008 A	688,000,000	2007/09/07	2008/05/29	178.88
04471	ABN AMRO Bank N.V. – HKEx European Put Warrants Apr 2008 A	500,000,000	2007/09/07	2008/04/21	130.00
04473	ABN AMRO Bank N.V. – HKEx European Put Warrants Apr 2008 B	500,000,000	2007/09/07	2008/04/14	135.00
04482	ABN AMRO Bank N.V. – China Mobile Euro Put Wts Apr 2008 B	688,000,000	2007/09/07	2008/04/28	192.64

主板 認股權證

股份 代號	衍生權證	上市時之			集資金額 (百萬港元)
		發行單位	上市日期	到期日	
04483	ABN AMRO Bank N.V. – China Mobile European Put Wts Aug 2008	688,000,000	2007/09/07	2008/08/25	247.68
04486	ABN AMRO Bank N.V. – CC Bank European Warrants Mar 2008 F	120,000,000	2007/09/07	2008/03/17	62.40
04487	ABN AMRO Bank N.V. – CC Bank European Warrants Mar 2008 G	120,000,000	2007/09/07	2008/03/25	54.00
04488	ABN AMRO Bank N.V. – ICBC European Warrants Mar 2008 B	148,000,000	2007/09/07	2008/03/25	44.40
04490	ABN AMRO Bank N.V. – ICBC European Warrants Apr 2008 B	148,000,000	2007/09/07	2008/04/16	42.92
04481	ABN AMRO Bank N.V. – China Mobile European Wts Jun 2008 B	688,000,000	2007/09/07	2008/06/30	178.88
03512	BNP Paribas Arbit Issu B.V. – China Life Euro Wts May 2008 A	300,000,000	2007/09/07	2008/05/07	279.00
03513	BNP Paribas Arbit Issu B.V. – China Life Euro Wts Aug 2008	300,000,000	2007/09/07	2008/08/06	294.00
03514	BNP Paribas Arbit Issu B.V. – China Life Eur Put Wt Mar 08 D	300,000,000	2007/09/07	2008/03/07	210.00
03529	BNP Paribas Arbit Issu B.V. – PetroChina Euro Wts Mar 2008	200,000,000	2007/09/07	2008/03/10	220.00
03579	BNP Paribas Arbit Issu B.V. – PetroChina Eur Put Wt Mar 2008	200,000,000	2007/09/07	2008/03/10	50.00
03597	BNP Paribas Arbit Issu B.V. – Ping An Euro Wts Jul 2008 A	300,000,000	2007/09/07	2008/07/04	75.00
03606	Deutsche Bank AG – CC Bank European Warrants Mar 2008 B	400,000,000	2007/09/07	2008/03/31	292.00
03796	J P Morgan SP BV – Agile Ppt European Wts Dec 2008	100,000,000	2007/09/07	2008/12/29	28.50
04442	J P Morgan SP BV – China Tel European Wts Jul 2008	100,000,000	2007/09/07	2008/07/30	59.30
04431	J P Morgan SP BV – Air China European Wts Aug 2008	288,000,000	2007/09/07	2008/08/29	103.68
04441	J P Morgan SP BV – China Mobile Euro Wts Mar 2008	100,000,000	2007/09/07	2008/03/10	101.00
04439	J P Morgan SP BV – China Coal Euro Wts Aug 2008	188,000,000	2007/09/07	2008/08/29	54.52
04443	J P Morgan SP BV – A50 China European Wts Jul 2008	100,000,000	2007/09/07	2008/07/31	40.50
04450	KBC Fin Products Int'l Ltd. – CNOOC European Wts Dec 2008 C	400,000,000	2007/09/07	2008/12/01	100.00
04452	KBC Fin Products Int'l Ltd. – ICBC European Wts Apr 2008	278,000,000	2007/09/07	2008/04/01	97.30
03508	Macquarie Bank Ltd. – Esprit European Warrants Dec 2008	388,000,000	2007/09/07	2008/12/30	98.55
03509	Macquarie Bank Ltd. – HKEx European Warrants Jun 2008 B	388,000,000	2007/09/07	2008/06/27	98.16
03510	Macquarie Bank Ltd. – CNOOC European Warrants Jun 2008 A	200,000,000	2007/09/07	2008/06/27	50.60
03511	Macquarie Bank Ltd. – CNOOC European Put Warrants Sep 2008 A	200,000,000	2007/09/07	2008/09/29	50.80
02473	Macquarie Bank Ltd. – PetroChina European Warrants Jun 2008	200,000,000	2007/09/07	2008/06/27	54.40
03446	Macquarie Bank Ltd. – Sinopec Corp European Wts Jun 2008	200,000,000	2007/09/07	2008/06/27	51.00
03506	Macquarie Bank Ltd. – Sinopec Corp Euro Put Wts Sep 2008 A	200,000,000	2007/09/07	2008/09/29	50.20
03507	Macquarie Bank Ltd. – PetroChina European Put Wts Jun 2008	200,000,000	2007/09/07	2008/06/27	50.60
03630	UBS AG – CHALCO European Warrants Dec 2009	300,000,000	2007/09/07	2009/12/21	141.00
03682	UBS AG – Jiangxi Copper European Warrants Dec 2009	300,000,000	2007/09/07	2009/12/21	126.00
05970 #	Deutsche Bank AG – Ch Comm Cons European Warrants Jan 2008 C	400,000,000	2007/09/07	2008/01/21	128.00
02127 #	HK Bank – China Mobile European Warrants Jan 2008 B	100,000,000	2007/09/07	2008/01/18	196.00
05576 #	SGA Societe Generale Acceptance N.V. – HSCEI Eur Wt Feb 08 D	200,000,000	2007/09/07	2008/02/28	58.00
02196 #	UBS AG – Ch Comm Cons European Warrants Feb 2008 C	600,000,000	2007/09/07	2008/02/18	129.60
04548	ABN AMRO Bank N.V. – CM Bank European Warrants Apr 2008 A	268,000,000	2007/09/10	2008/04/14	67.00
04549	Calyon Fin P (G) Ltd. – China Coal European Wts Apr 2008 A	200,000,000	2007/09/10	2008/04/01	50.40
04553	Calyon Fin P (G) Ltd. – Sinopec Corp European Wts Apr 2008 B	100,000,000	2007/09/10	2008/04/01	86.00
04558	Calyon Fin P (G) Ltd. – China Tel European Wts Apr 2008 B	150,000,000	2007/09/10	2008/04/01	73.50
04559	Calyon Fin P (G) Ltd. – HKEx European Warrants Mar 2008 B	500,000,000	2007/09/10	2008/03/10	126.50
04560	Deutsche Bank AG – HKEx European Warrants May 2008 A	400,000,000	2007/09/10	2008/05/19	102.00
04535	Goldman Sachs SP (Asia) – CNOOC European Warrants Sep 2009	200,000,000	2007/09/10	2009/09/28	50.00
04539	KBC Fin Products Int'l Ltd. – CC Bank Euro Wts Mar 2008 C	308,000,000	2007/09/10	2008/03/10	98.56
04547	KBC Fin Products Int'l Ltd. – ICBC European Wts Mar 2008 B	368,000,000	2007/09/10	2008/03/10	99.36

主 板 認 股 權 證

股份 代號	衍生權證	上市時之			集資金額 (百萬港元)
		發行單位	上市日期	到期日	
04543	KBC Fin Products Int'l Ltd. – Ch Mobile Euro Wts May 2008 A	400,000,000	2007/09/10	2008/05/06	100.00
04541	KBC Fin Products Int'l Ltd. – Ch Mobile Euro Wts Jun 2008	400,000,000	2007/09/10	2008/06/02	100.00
04545	KBC Fin Products Int'l Ltd. – Ch Mobile Eu Put Wt Jun 2008 A	400,000,000	2007/09/10	2008/06/02	100.00
04491	Macquarie Bank Ltd. – BankComm European Warrants Dec 2008	400,000,000	2007/09/10	2008/12/30	103.60
04500	Macquarie Bank Ltd. – BankComm European Put Wts Dec 2008	400,000,000	2007/09/10	2008/12/30	100.00
04525	CC Rabobank B.A. – CC Bank European Warrants Jul 2008	200,000,000	2007/09/10	2008/07/21	196.00
04527	CC Rabobank B.A. – Foxconn European Warrants May 2008	200,000,000	2007/09/10	2008/05/09	66.00
04531	CC Rabobank B.A. – HKEx European Warrants Nov 2008	300,000,000	2007/09/10	2008/11/10	117.00
04532	CC Rabobank B.A. – PetroChina European Warrants Dec 2008 B	500,000,000	2007/09/10	2008/12/15	135.00
04533	CC Rabobank B.A. – Zijin Mining European Warrants Jul 2008	300,000,000	2007/09/10	2008/07/21	75.00
04513	SGA Societe Generale Acceptance N.V. – HKEx Eur Wts Mar 2008	500,000,000	2007/09/10	2008/03/31	150.00
04498	SGA Societe Generale Acceptance N.V. – HSCEI Eur Wt Mar 08 F	200,000,000	2007/09/10	2008/03/28	50.00
04502	SGA Societe Generale Acceptance N.V. – HSCEI Eu Put Wt Mar08G	200,000,000	2007/09/10	2008/03/28	50.00
04504	SGA Societe Generale Acceptance N.V. – HSI Eur Wt Mar 2008 D	500,000,000	2007/09/10	2008/03/28	125.00
04506	SGA Societe Generale Acceptance N.V. – HSI Eu Put Wt Mar 08E	500,000,000	2007/09/10	2008/03/28	125.00
04507	SGA Societe Generale Acceptance N.V. – HSI Eu Put Wt Mar 08F	500,000,000	2007/09/10	2008/03/28	125.00
04508	SGA Societe Generale Acceptance N.V. – HSI Eu Put Wt Mar 08G	500,000,000	2007/09/10	2008/03/28	125.00
04509	SGA Societe Generale Acceptance N.V. – HSI Eu Put Wt Mar 08H	500,000,000	2007/09/10	2008/03/28	137.50
04511	SGA Societe Generale Acceptance N.V. – HSI Eu Put Wt Mar 08I	500,000,000	2007/09/10	2008/03/28	135.00
04492	UBS AG – CC Bank European Warrants Aug 2008 B	300,000,000	2007/09/10	2008/08/28	180.00
04497	UBS AG – Ping An European Warrants Dec 2008 A	300,000,000	2007/09/10	2008/12/22	75.00
03769 #	ABN AMRO Bank N.V. – Bank of Comm European Wts Nov 2007 A	500,000,000	2007/09/10	2007/11/30	43.00
07555 #	ABN AMRO Bank N.V. – BankComm European Warrants Dec 2007 B	500,000,000	2007/09/10	2007/12/17	56.50
06930 #	ABN AMRO Bank N.V. – Ch Comm Cons European Wts Jan 2008 F	300,000,000	2007/09/10	2008/01/30	59.70
09754 #	ABN AMRO Bank N.V. – ICBC European Warrants Dec 2007 C	150,000,000	2007/09/10	2007/12/31	87.00
01791 #	ABN AMRO Bank N.V. – ICBC European Warrants Jan 2008 A	150,000,000	2007/09/10	2008/01/14	78.00
06527 #	Deutsche Bank AG – HSI European Put Warrants Feb 2008 E	400,000,000	2007/09/10	2008/02/28	57.20
05687 #	SGA Societe Generale Acceptance N.V. – CCCCL Eur Wt Jan 08 C	100,000,000	2007/09/10	2008/01/30	27.00
04653	ABN AMRO Bank N.V. – BankComm European Warrants Dec 2008	788,000,000	2007/09/11	2008/12/31	197.00
04654	ABN AMRO Bank N.V. – BankComm European Warrants Sep 2008 B	788,000,000	2007/09/11	2008/09/01	197.00
04665	ABN AMRO Bank N.V. – Ch Comm Cons European Wts Apr 2008 G	438,000,000	2007/09/11	2008/04/07	109.50
04668	ABN AMRO Bank N.V. – Sinopec Corp European Wts Dec 2008 C	888,000,000	2007/09/11	2008/12/31	222.00
04605	BOCI Asia Ltd. – HK Gas European Warrants Sep 2008 B	300,000,000	2007/09/11	2008/09/04	75.00
04604	BOCI Asia Ltd. – ICBC European Warrants May 2008	200,000,000	2007/09/11	2008/05/05	144.00
04601	BOCI Asia Ltd. – China Mobile European Warrants Mar 2008	300,000,000	2007/09/11	2008/03/17	375.00
04606	BOCI Asia Ltd. – China Mobile European Put Warrants Apr 2008	300,000,000	2007/09/11	2008/04/04	390.00
04643	Deutsche Bank AG – CC Bank European Warrants Jun 2008	400,000,000	2007/09/11	2008/06/10	364.00
04712	KBC Fin Products Int'l Ltd. – CC Bank Euro Put Wts Mar 2008	238,000,000	2007/09/11	2008/03/11	97.58
04691	KBC Fin Products Int'l Ltd. – BankComm European Wts Jun 2008	400,000,000	2007/09/11	2008/06/12	100.00
04695	KBC Fin Products Int'l Ltd. – BankComm European Wts Aug 2008	400,000,000	2007/09/11	2008/08/15	100.00
04701	KBC Fin Products Int'l Ltd. – Ch Comm Cons Euro Wts Mar 2008	400,000,000	2007/09/11	2008/03/11	100.00
04677	KBC Fin Products Int'l Ltd. – HSCEI European Wts Mar 2008 I	400,000,000	2007/09/11	2008/03/28	100.00
04681	KBC Fin Products Int'l Ltd. – HSCEI Euro Put Wts Mar 2008 J	400,000,000	2007/09/11	2008/03/28	100.00
04678	KBC Fin Products Int'l Ltd. – HSI European Wts Mar 2008 D	400,000,000	2007/09/11	2008/03/28	100.00

主板 認股權證

股份 代號	衍生權證	上市時之			集資金額 (百萬港元)
		發行單位	上市日期	到期日	
04689	KBC Fin Products Int'l Ltd. – HSI Euro Put Wts Mar 2008 F	400,000,000	2007/09/11	2008/03/28	100.00
04690	KBC Fin Products Int'l Ltd. – HSI Euro Put Wts Mar 2008 G	400,000,000	2007/09/11	2008/03/28	100.00
04644	Macquarie Bank Ltd. – Bank of EA European Warrants Apr 2008	150,000,000	2007/09/11	2008/04/29	49.95
04647	Macquarie Bank Ltd. – China Mobile European Wts Sep 2008	400,000,000	2007/09/11	2008/09/29	100.80
04648	Macquarie Bank Ltd. – CHALCO European Warrants Oct 2008	388,000,000	2007/09/11	2008/10/30	289.06
04650	Macquarie Bank Ltd. – CM Bank European Warrants Mar 2008 C	388,000,000	2007/09/11	2008/03/28	133.08
04609	Macquarie Bank Ltd. – Zijin Mining European Wts May 2009 B	288,000,000	2007/09/11	2009/05/27	73.73
04610	Macquarie Bank Ltd. – CC Bank European Warrants Jul 2008	200,000,000	2007/09/11	2008/07/30	129.00
04616	Macquarie Bank Ltd. – CC Bank European Put Warrants Jul 2008	200,000,000	2007/09/11	2008/07/30	182.40
04617	SGA Societe Generale Acceptance N.V. – CCCCL Eur Wt Mar 08 E	400,000,000	2007/09/11	2008/03/28	124.00
04620	SGA Societe Generale Acceptance N.V. – CCCCL Eur Wt Mar 08 F	400,000,000	2007/09/11	2008/03/28	107.60
04625	SGA Societe Generale Acceptance N.V. – CLife Eur Wt May 2008	300,000,000	2007/09/11	2008/05/05	189.00
04636	SGA Societe Generale Acceptance N.V. – CLife Eur Wt Jul 2008	300,000,000	2007/09/11	2008/07/28	207.00
04637	SGA Societe Generale Acceptance N.V. – CMob Eu Wt Mar 2008 B	300,000,000	2007/09/11	2008/03/31	468.00
04638	SGA Societe Generale Acceptance N.V. – CMob Eu Put Wt Mar08C	300,000,000	2007/09/11	2008/03/11	366.00
04639	SGA Societe Generale Acceptance N.V. – CMob Eu Put Wt Mar08D	300,000,000	2007/09/11	2008/03/31	315.00
04640	SGA Societe Generale Acceptance N.V. – CMob Eu Put Wt Mar08E	300,000,000	2007/09/11	2008/03/31	462.00
04580	UBS AG – HSBC European Warrants Jun 2008 A	300,000,000	2007/09/11	2008/06/16	201.00
04587	UBS AG – HSBC European Warrants Jun 2008 B	300,000,000	2007/09/11	2008/06/16	141.00
04589	UBS AG – HSBC European Warrants Jun 2008 C	300,000,000	2007/09/11	2008/06/16	93.00
04591	UBS AG – HSBC European Warrants Dec 2009	300,000,000	2007/09/11	2009/12/14	132.00
04598	UBS AG – HSBC European Put Warrants Jun 2008 D	300,000,000	2007/09/11	2008/06/16	120.00
04599	UBS AG – HSBC European Put Warrants Jun 2008 E	300,000,000	2007/09/11	2008/06/16	180.00
02295 #	Calyon Fin P (G) Ltd. – Ch Comm Cons European Wts Jan 2008	500,000,000	2007/09/11	2008/01/14	88.00
02284 #	Calyon Fin P (G) Ltd. – China Coal European Wts Mar 2008 A	300,000,000	2007/09/11	2008/03/17	81.00
06969 #	Macquarie Bank Ltd. – HSI European Put Warrants Jan 2008 C	1,000,000,000	2007/09/11	2008/01/30	135.00
06955 #	Macquarie Bank Ltd. – ICBC European Put Warrants Jan 2008	200,000,000	2007/09/11	2008/01/30	98.00
06984 #	SGA Societe Generale Acceptance N.V. – HSI Eu Put Wt Jan 08H	500,000,000	2007/09/11	2008/01/30	90.00
04824	Barclays Bank plc – China Mobile European Warrants Aug 2008	30,000,000	2007/09/12	2008/08/15	71.28
04754	BNP Paribas Arbit Issu B.V. – BOCL European Wts May 2008	300,000,000	2007/09/12	2008/05/02	117.00
04764	BNP Paribas Arbit Issu B.V. – BankComm European Wts Aug 2008	300,000,000	2007/09/12	2008/08/28	48.00
04765	BNP Paribas Arbit Issu B.V. – BankComm European Wts Mar 2009	300,000,000	2007/09/12	2009/03/02	75.00
04767	BNP Paribas Arbit Issu B.V. – CM Bank European Wts Mar 2008	200,000,000	2007/09/12	2008/03/17	60.00
04768	BNP Paribas Arbit Issu B.V. – HKEx European Wts Jul 2008	300,000,000	2007/09/12	2008/07/04	81.00
04769	Calyon Fin P (G) Ltd. – Ch Comm Cons European Wts Apr 2008 C	300,000,000	2007/09/12	2008/04/03	75.60
04772	Calyon Fin P (G) Ltd. – China Mobile European Wts May 2008	100,000,000	2007/09/12	2008/05/05	158.70
04827	Credit Suisse – Shanghai Electric European Warrants Mar 2008	50,000,000	2007/09/12	2008/03/14	45.00
04753	J P Morgan SP BV – BOCL European Put Wts Mar 2008	288,000,000	2007/09/12	2008/03/13	91.30
04781	J P Morgan SP BV – CC Bank Euro Put Wts Mar 2008	288,000,000	2007/09/12	2008/03/18	210.53
04796	J P Morgan SP BV – ICBC European Put Wts Mar 2008	288,000,000	2007/09/12	2008/03/13	148.61
04783	J P Morgan SP BV – China Life Eur Put Wts Mar 2008	288,000,000	2007/09/12	2008/03/25	111.17
04794	J P Morgan SP BV – CM Bank Euro Put Wts Mar 2008	200,000,000	2007/09/12	2008/03/25	64.40
04810	J P Morgan SP BV – Sh Electric Euro Wts Feb 2009	250,000,000	2007/09/12	2009/02/27	64.25
04811	J P Morgan SP BV – Zijin Mining Euro Wts Nov 2008	200,000,000	2007/09/12	2008/11/05	51.80

主 板 認 股 權 證

股份 代號	衍生權證	上市時之			集資金額 (百萬港元)
		發行單位	上市日期	到期日	
04737	SGA Societe Generale Acceptance N.V. – BOCL Eu Wt Mar 2008 B	100,000,000	2007/09/12	2008/03/31	58.00
04744	SGA Societe Generale Acceptance N.V. – CCB Eur Wt Mar 2008 C	100,000,000	2007/09/12	2008/03/17	86.00
04749	SGA Societe Generale Acceptance N.V. – CMB Euro Wts Mar 2008	100,000,000	2007/09/12	2008/03/31	46.50
04750	SGA Societe Generale Acceptance N.V. – CTel Eur Wts Mar 2008	50,000,000	2007/09/12	2008/03/17	31.50
04751	SGA Societe Generale Acceptance N.V. – CNOOC Eur Wt Mar 2008	50,000,000	2007/09/12	2008/03/31	66.50
04720	UBS AG – CITIC Bank European Warrants Sep 2008 A	300,000,000	2007/09/12	2008/09/22	156.00
04727	UBS AG – CITIC Bank European Warrants Sep 2008 B	300,000,000	2007/09/12	2008/09/22	108.00
04733	UBS AG – CC Bank European Warrants Oct 2008	300,000,000	2007/09/12	2008/10/20	174.00
09089 #	ABN AMRO Bank N.V. – PetroChina European Warrants Dec 2007 A	1,000,000,000	2007/09/12	2007/12/27	83.00
09930 #	UBS AG – China Life European Put Warrants Dec 2007	600,000,000	2007/09/12	2007/12/10	19.20
09740 #	UBS AG – HSI European Put Warrants Nov 2007 D	600,000,000	2007/09/12	2007/11/29	46.20
09871 #	UBS AG – HSI European Put Warrants Dec 2007 J	500,000,000	2007/09/12	2007/12/28	72.50
03747 #	UBS AG – MTRC European Warrants Dec 2007	500,000,000	2007/09/12	2007/12/10	41.50
04828	BOCI Asia Ltd. – CC Bank European Warrants Apr 2008	200,000,000	2007/09/13	2008/04/11	140.00
04829	BOCI Asia Ltd. – Hutchison European Warrants Jun 2008	200,000,000	2007/09/13	2008/06/27	154.00
04844	BOCI Asia Ltd. – MTRC European Warrants Jul 2008	200,000,000	2007/09/13	2008/07/17	50.00
04846	BOCI Asia Ltd. – SHK Ppt European Warrants May 2008	200,000,000	2007/09/13	2008/05/05	200.00
04850	BOCI Asia Ltd. – China Life European Put Warrants Apr 2008	200,000,000	2007/09/13	2008/04/03	136.00
04871	BNP Paribas Arbit Issu B.V. – HSCEI European Wts Mar 2008 E	400,000,000	2007/09/13	2008/03/28	100.80
04872	BNP Paribas Arbit Issu B.V. – HSCEI European Wts Mar 2008 F	400,000,000	2007/09/13	2008/03/28	106.00
04881	BNP Paribas Arbit Issu B.V. – HSCEI Euro Put Wts Mar 2008 G	400,000,000	2007/09/13	2008/03/28	102.00
04957	BNP Paribas Arbit Issu B.V. – HSCEI Euro Put Wts Mar 2008 H	400,000,000	2007/09/13	2008/03/28	104.80
04958	BNP Paribas Arbit Issu B.V. – HSI European Wts Mar 2008 D	400,000,000	2007/09/13	2008/03/28	101.60
04967	BNP Paribas Arbit Issu B.V. – HSI European Wts Mar 2008 E	400,000,000	2007/09/13	2008/03/28	100.00
04976	BNP Paribas Arbit Issu B.V. – HSI Euro Put Wts Mar 2008 F	400,000,000	2007/09/13	2008/03/28	104.80
04991	BNP Paribas Arbit Issu B.V. – HSI Euro Put Wts Mar 2008 G	400,000,000	2007/09/13	2008/03/28	108.00
06001	Deutsche Bank AG – CC Bank European Warrants Mar 2010	400,000,000	2007/09/13	2010/03/01	100.00
06012	Deutsche Bank AG – China Mobile European Warrants Jun 2008	800,000,000	2007/09/13	2008/06/30	200.00
06021	Deutsche Bank AG – Sinopec Corp European Warrants Dec 2008 A	400,000,000	2007/09/13	2008/12/22	60.00
06025	Deutsche Bank AG – HSBC European Warrants Nov 2010	800,000,000	2007/09/13	2010/11/01	120.00
06026	Deutsche Bank AG – ICBC European Warrants Sep 2010	400,000,000	2007/09/13	2010/09/06	100.00
06027	Deutsche Bank AG – China Mobile European Put Wts Jul 2008	800,000,000	2007/09/13	2008/07/28	200.00
06069	J P Morgan SP BV – Ch Oilfield Euro Wts Sep 2008	120,000,000	2007/09/13	2008/09/16	63.84
06067	J P Morgan SP BV – Ch Comm Serv Euro Wts Dec 2008	238,000,000	2007/09/13	2008/12/29	59.74
06066	J P Morgan SP BV – Beijing Air Euro Wts Sep 2008	120,000,000	2007/09/13	2008/09/16	54.00
06071	KBC Fin Products Int'l Ltd. – Ch Comm Cons Eur Wt Apr 2008 A	248,000,000	2007/09/13	2008/04/07	99.20
06073	KBC Fin Products Int'l Ltd. – Ch Comm Cons Eur Wt Apr 2008 B	400,000,000	2007/09/13	2008/04/08	100.00
06074	KBC Fin Products Int'l Ltd. – China Life Euro Wts Apr 2008 D	155,000,000	2007/09/13	2008/04/15	99.20
06075	KBC Fin Products Int'l Ltd. – PetroChina Euro Wts Sep 2008 A	400,000,000	2007/09/13	2008/09/12	100.00
06039	Lehman Brothers Holdings Inc. – Cheung Kong Eur Wts Mar 2008	150,000,000	2007/09/13	2008/03/31	107.55
06040	Lehman Brothers Holdings Inc. – HSBC European Wts Mar 2008	200,000,000	2007/09/13	2008/03/31	106.80
06043	Lehman Brothers Holdings Inc. – Hutchison Eur Wts Mar 2008 B	200,000,000	2007/09/13	2008/03/31	101.80
06045	Lehman Brothers Holdings Inc. – CNOOC European Wts Mar 2008	100,000,000	2007/09/13	2008/03/31	98.10
06047	Lehman Brothers Holdings Inc. – CC Bank Euro Wts Mar 2008 B	150,000,000	2007/09/13	2008/03/31	107.40

主板 認股權證

股份 代號	衍生權證	上市時之			集資金額 (百萬港元)
		發行單位	上市日期	到期日	
06048	Lehman Brothers Holdings Inc. – Ch Mobile Eur Wts Mar 2008 D	100,000,000	2007/09/13	2008/03/31	106.80
06049	Lehman Brothers Holdings Inc. – Ch Mobile Eu Put Wt Mar 08 E	100,000,000	2007/09/13	2008/03/31	105.60
06052	Lehman Brothers Holdings Inc. – Lenovo European Wts Mar 2008	50,000,000	2007/09/13	2008/03/31	50.95
06053	Lehman Brothers Holdings Inc. – ICBC European Wts Mar 2008 B	125,000,000	2007/09/13	2008/03/31	81.00
06055	Lehman Brothers Holdings Inc. – Ch Comm Cons Eur Wt Mar 08 B	200,000,000	2007/09/13	2008/03/31	50.00
06056	Lehman Brothers Holdings Inc. – China Coal Eur Wt Mar 2008 C	200,000,000	2007/09/13	2008/03/31	55.00
06058	Lehman Brothers Holdings Inc. – PingAn Euro Wts Mar 2008 B	75,000,000	2007/09/13	2008/03/31	80.63
06062	Lehman Brothers Holdings Inc. – PICC European Wts Mar 2008 B	40,000,000	2007/09/13	2008/03/31	68.92
06063	Lehman Brothers Holdings Inc. – China Life Eur Wt Mar 2008 C	200,000,000	2007/09/13	2008/03/31	85.00
06065	Macquarie Bank Ltd. – Datang European Warrants Aug 2008	100,000,000	2007/09/13	2008/08/28	25.00
06028	CC Rabobank B.A. – BOCL European Warrants May 2008	200,000,000	2007/09/13	2008/05/09	120.00
06035	CC Rabobank B.A. – CC Bank European Warrants May 2008	200,000,000	2007/09/13	2008/05/26	170.00
06036	CC Rabobank B.A. – China Life European Warrants Jul 2008 B	200,000,000	2007/09/13	2008/07/09	156.00
06038	CC Rabobank B.A. – China Life European Warrants Oct 2008	200,000,000	2007/09/13	2008/10/15	166.00
04857	SGA Societe Generale Acceptance N.V. – HWL Eur Wt Jul 2008 A	200,000,000	2007/09/13	2008/07/30	160.00
04870	SGA Societe Generale Acceptance N.V. – SHK P Eur Wt May 2008	150,000,000	2007/09/13	2008/05/30	169.50
01276 #	ABN AMRO Bank N.V. – HKEx European Put Warrants Feb 2008	400,000,000	2007/09/13	2008/02/11	28.80
06934 #	ABN AMRO Bank N.V. – HKEx European Warrants Jan 2008 D	400,000,000	2007/09/13	2008/01/28	102.00
05599 #	Deutsche Bank AG – PetroChina European Warrants Nov 2008 A	600,000,000	2007/09/13	2008/11/10	110.40
01705 #	UBS AG – PetroChina European Warrants Aug 2008	700,000,000	2007/09/13	2008/08/28	241.50
06110	ABN AMRO Bank N.V. – BankComm European Warrants Oct 2008	788,000,000	2007/09/14	2008/10/28	197.00
06114	ABN AMRO Bank N.V. – PetroChina European Warrants Dec 2008	688,000,000	2007/09/14	2008/12/29	172.00
06119	ABN AMRO Bank N.V. – CC Bank European Warrants Sep 2008	888,000,000	2007/09/14	2008/09/08	222.00
06120	ABN AMRO Bank N.V. – CC Bank European Warrants Oct 2008	888,000,000	2007/09/14	2008/10/28	222.00
06122	ABN AMRO Bank N.V. – HKEx European Warrants Mar 2008 H	488,000,000	2007/09/14	2008/03/17	136.64
06123	ABN AMRO Bank N.V. – HKEx European Warrants Mar 2008 I	488,000,000	2007/09/14	2008/03/25	131.76
06124	ABN AMRO Bank N.V. – China Mobile European Put Wts Dec 2008	688,000,000	2007/09/14	2008/12/29	172.00
06129	ABN AMRO Bank N.V. – China Mobile European Put Wts Oct 2008	688,000,000	2007/09/14	2008/10/08	172.00
06132	ABN AMRO Bank N.V. – HKEx European Put Warrants Mar 2008 J	488,000,000	2007/09/14	2008/03/25	122.00
06089	Calyon Fin P (G) Ltd. – HKEx European Warrants May 2008	500,000,000	2007/09/14	2008/05/13	126.00
06081	Deutsche Bank AG – China Tel European Warrants Sep 2010	400,000,000	2007/09/14	2010/09/30	100.00
06084	Deutsche Bank AG – MTRC European Warrants May 2008	200,000,000	2007/09/14	2008/05/13	54.00
06106	Deutsche Bank AG – HKEx European Warrants Jun 2008 A	400,000,000	2007/09/14	2008/06/02	116.00
06108	Deutsche Bank AG – HKEx European Warrants Jun 2008 B	400,000,000	2007/09/14	2008/06/16	108.00
06079	HK Bank – Zijin Mining European Warrants Apr 2008	280,000,000	2007/09/14	2008/04/30	403.20
06080	HK Bank – Zijin Mining European Warrants May 2008 A	280,000,000	2007/09/14	2008/05/06	296.80
06091	KBC Fin Products Int'l Ltd. – BankComm European Wts Oct 2008	400,000,000	2007/09/14	2008/10/06	100.00
06095	KBC Fin Products Int'l Ltd. – CNOOC European Wts Dec 2008 D	400,000,000	2007/09/14	2008/12/05	100.00
06094	KBC Fin Products Int'l Ltd. – Sinopec Euro Wts Dec 2008 B	400,000,000	2007/09/14	2008/12/15	100.00
06092	KBC Fin Products Int'l Ltd. – Sinopec Euro Wts Sep 2008 B	400,000,000	2007/09/14	2008/09/12	100.00
06101	KBC Fin Products Int'l Ltd. – PetroChina Euro Wts Jul 2008 B	85,000,000	2007/09/14	2008/07/11	12.75
06086	UBS AG – HKEx European Warrants Dec 2008 A	300,000,000	2007/09/14	2008/12/15	90.00
06088	UBS AG – HKEx European Warrants Dec 2008 B	300,000,000	2007/09/14	2008/12/15	81.00
01354 #	Macquarie Bank Ltd. – CC Bank European Put Warrants Jan 2008	200,000,000	2007/09/14	2008/01/30	79.00

主板 認股權證

股份 代號	衍生權證	上市時之			集資金額 (百萬港元)
		發行單位	上市日期	到期日	
06164	ABN AMRO Bank N.V. – Ch Comm Cons European Wts Mar 2008 D	428,000,000	2007/09/17	2008/03/31	124.12
06165	ABN AMRO Bank N.V. – Ch Comm Cons European Wts Apr 2008 H	428,000,000	2007/09/17	2008/04/07	107.00
06166	ABN AMRO Bank N.V. – HKEx European Warrants Mar 2008 K	388,000,000	2007/09/17	2008/03/28	170.72
06167	ABN AMRO Bank N.V. – HKEx European Warrants Apr 2008 D	388,000,000	2007/09/17	2008/04/07	147.44
06170	ABN AMRO Bank N.V. – HKEx European Warrants May 2008 F	388,000,000	2007/09/17	2008/05/13	135.80
09015	ABN AMRO Bank N.V. – HKEx European Warrants Jun 2008 D	388,000,000	2007/09/17	2008/06/23	143.56
06173	ABN AMRO Bank N.V. – HKEx European Put Warrants Apr 2008 E	388,000,000	2007/09/17	2008/04/07	124.16
06153	BNP Paribas Arbit Issu B.V. – CNOOC European Wts Oct 2008	200,000,000	2007/09/17	2008/10/06	50.00
06154	BNP Paribas Arbit Issu B.V. – Ch Mobile Euro Wts Apr 2008 B	200,000,000	2007/09/17	2008/04/01	50.00
06155	BNP Paribas Arbit Issu B.V. – HKEx European Wts Jun 2008	300,000,000	2007/09/17	2008/06/03	90.00
06156	BNP Paribas Arbit Issu B.V. – PetroChina Euro Wts Jul 2008	300,000,000	2007/09/17	2008/07/07	48.00
09055	Calyon Fin P (G) Ltd. – HKEx European Warrants Mar 2008 C	500,000,000	2007/09/17	2008/03/17	167.50
09068	Calyon Fin P (G) Ltd. – HKEx European Warrants Mar 2008 D	500,000,000	2007/09/17	2008/03/17	132.00
06157	Deutsche Bank AG – CNOOC European Warrants Sep 2008	400,000,000	2007/09/17	2008/09/29	100.00
06176	Deutsche Bank AG – HKEx European Warrants Jul 2008 A	400,000,000	2007/09/17	2008/07/07	176.00
06177	Deutsche Bank AG – HKEx European Warrants Jul 2008 B	400,000,000	2007/09/17	2008/07/28	164.00
06178	Deutsche Bank AG – HKEx European Warrants Oct 2008	400,000,000	2007/09/17	2008/10/06	168.00
06180	J P Morgan SP BV – China COSCO Euro Wts Sep 2008	138,000,000	2007/09/17	2008/09/30	108.19
06184	J P Morgan SP BV – HKEx European Wts Apr 2008 A	400,000,000	2007/09/17	2008/04/30	131.60
07905	KBC Fin Products Int'l Ltd. – HSCEI Euro Put Wts Mar 2008 L	400,000,000	2007/09/17	2008/03/28	100.00
07842	KBC Fin Products Int'l Ltd. – HSCEI European Wts Mar 2008 K	400,000,000	2007/09/17	2008/03/28	100.00
06160	Macquarie Bank Ltd. – Jiangxi Copper European Wts Mar 2008 B	388,000,000	2007/09/17	2008/03/28	100.10
06158	Macquarie Bank Ltd. – HKEx European Warrants Apr 2008 B	388,000,000	2007/09/17	2008/04/29	98.55
06159	Macquarie Bank Ltd. – HKEx European Warrants Jun 2008 C	388,000,000	2007/09/17	2008/06/27	97.39
06163	Macquarie Bank Ltd. – HKEx European Put Warrants Apr 2008 C	388,000,000	2007/09/17	2008/04/29	98.55
06195	Macquarie Bank Ltd. – HSCEI European Warrants Mar 2008 A	388,000,000	2007/09/17	2008/03/28	97.00
07621	Macquarie Bank Ltd. – HSCEI European Put Warrants Mar 2008 B	388,000,000	2007/09/17	2008/03/28	97.39
06190	Macquarie Bank Ltd. – HSI European Warrants Mar 2008 A	388,000,000	2007/09/17	2008/03/28	98.55
06191	Macquarie Bank Ltd. – HSI European Warrants Mar 2008 B	388,000,000	2007/09/17	2008/03/28	97.00
07569	Macquarie Bank Ltd. – HSI European Put Warrants Mar 2008 C	388,000,000	2007/09/17	2008/03/28	97.00
07592	Macquarie Bank Ltd. – HSI European Put Warrants Mar 2008 D	388,000,000	2007/09/17	2008/03/28	97.00
06141	SGA Societe Generale Acceptance N.V. – HKEx Eur Wts Jul 2008	500,000,000	2007/09/17	2008/07/02	195.00
06150	SGA Societe Generale Acceptance N.V. – ICBC Eur Wts May 2008	200,000,000	2007/09/17	2008/05/02	140.00
06151	SGA Societe Generale Acceptance N.V. – ICBC Eur Wts Aug 2008	200,000,000	2007/09/17	2008/08/04	152.00
06152	SGA Societe Generale Acceptance N.V. – ICBC Eu Put Wt Jul 08	150,000,000	2007/09/17	2008/07/28	109.50
06137	UBS AG – China Mobile European Put Warrants Dec 2008 C	300,000,000	2007/09/17	2008/12/15	75.00
06139	UBS AG – HKEx European Put Warrants Dec 2008	300,000,000	2007/09/17	2008/12/15	75.00
06140	UBS AG – PetroChina European Warrants Dec 2008 B	300,000,000	2007/09/17	2008/12/15	75.00
07684	UBS AG – HKEx European Warrants Nov 2008 A	300,000,000	2007/09/17	2008/11/24	126.00
07699	UBS AG – HKEx European Warrants Nov 2008 B	300,000,000	2007/09/17	2008/11/24	105.00
09956 #	BNP Paribas Arbit Issu B.V. – PetroChina Euro Wts Dec 2007 B	300,000,000	2007/09/17	2007/12/18	30.60
06795 #	Deutsche Bank AG – China Mobile European Warrants Oct 2008 A	1,000,000,000	2007/09/17	2008/10/20	215.00
01372 #	Deutsche Bank AG – Ch Comm Cons European Warrants Feb 2008 B	600,000,000	2007/09/17	2008/02/04	127.80
05600 #	Deutsche Bank AG – PetroChina European Warrants Nov 2008 B	1,000,000,000	2007/09/17	2008/11/24	174.00

主 板 認 股 權 證

股份 代號	衍生權證	上市時之			集資金額 (百萬元)
		發行單位	上市日期	到期日	
04646 #	Goldman Sachs SP (Asia) – China Shenhua Euro Wts Feb 2008	172,000,000	2007/09/17	2008/02/25	98.04
01261 #	UBS AG – China Tel European Warrants Feb 2008 A	600,000,000	2007/09/17	2008/02/11	270.00
09797	ABN AMRO Bank N.V. – CNOOC European Warrants Aug 2008	788,000,000	2007/09/18	2008/08/29	197.00
09811	ABN AMRO Bank N.V. – CNOOC European Warrants Dec 2008 C	788,000,000	2007/09/18	2008/12/29	212.76
09773	Barclays Bank plc – China Life European Warrants Aug 2008	80,000,000	2007/09/18	2008/08/28	55.36
09144	BNP Paribas Arbit Issu B.V. – Air China Euro Wts Jun 2008	200,000,000	2007/09/18	2008/06/03	50.00
09263	BNP Paribas Arbit Issu B.V. – China Tel Euro Wts Apr 2008 A	200,000,000	2007/09/18	2008/04/02	82.00
09274	BNP Paribas Arbit Issu B.V. – Ch Shenhua Euro Wts Jun 2008	200,000,000	2007/09/18	2008/06/03	138.00
09278	BNP Paribas Arbit Issu B.V. – JX Copper Euro Wts Sep 2008	200,000,000	2007/09/18	2008/09/02	70.00
09321	BNP Paribas Arbit Issu B.V. – CC Bank Euro Wts Apr 2008 B	300,000,000	2007/09/18	2008/04/03	189.00
09322	BNP Paribas Arbit Issu B.V. – CC Bank European Wts May 2008	300,000,000	2007/09/18	2008/05/05	210.00
09342	BNP Paribas Arbit Issu B.V. – ICBC European Wts May 2008	300,000,000	2007/09/18	2008/05/16	126.00
09694	Calyon Fin P (G) Ltd. – BankComm European Warrants Jan 2009	250,000,000	2007/09/18	2009/01/02	62.75
09710	Calyon Fin P (G) Ltd. – CC Bank European Warrants Mar 2008 C	200,000,000	2007/09/18	2008/03/18	176.00
09719	Calyon Fin P (G) Ltd. – CNOOC European Warrants Mar 2008	150,000,000	2007/09/18	2008/03/18	163.50
09769	Calyon Fin P (G) Ltd. – MTRC European Warrants Apr 2008	250,000,000	2007/09/18	2008/04/07	64.25
09772	Calyon Fin P (G) Ltd. – Ping An European Warrants Oct 2008	300,000,000	2007/09/18	2008/10/08	75.30
09082	HK Bank – CM Bank European Warrants May 2008	288,000,000	2007/09/18	2008/05/16	103.68
09092	HK Bank – HKEx European Warrants May 2008 A	288,000,000	2007/09/18	2008/05/16	100.80
09101	HK Bank – HKEx European Warrants May 2008 B	288,000,000	2007/09/18	2008/05/23	80.64
09117	HK Bank – PICC European Warrants Jun 2008	288,000,000	2007/09/18	2008/06/06	72.00
09538	J P Morgan SP BV – Ch Ship Cont Euro Wts Sep 2008	388,000,000	2007/09/18	2008/09/11	98.55
09543	J P Morgan SP BV – CNOOC European Wts Nov 2008	500,000,000	2007/09/18	2008/11/28	129.50
09531	J P Morgan SP BV – CC Bank European Wts Mar 2008	188,000,000	2007/09/18	2008/03/19	152.47
09535	J P Morgan SP BV – China Shenhua Euro Wts May 2008	188,000,000	2007/09/18	2008/05/30	93.62
09610	J P Morgan SP BV – HNC European Warrants Nov 2008 A	300,000,000	2007/09/18	2008/11/28	81.00
09546	J P Morgan SP BV – R&F Ppt European Wts Jun 2008	88,000,000	2007/09/18	2008/06/16	52.10
09596	J P Morgan SP BV – HKEx European Wts Apr 2008 B	288,000,000	2007/09/18	2008/04/30	105.12
09613	J P Morgan SP BV – HKEx European Put Wts Mar 2008	188,000,000	2007/09/18	2008/03/31	55.84
09659	KBC Fin Products Int'l Ltd. – Ch Comm Cons Eur Put Wt Mar 08	400,000,000	2007/09/18	2008/03/18	100.00
09682	KBC Fin Products Int'l Ltd. – CNOOC Euro Put Wts Aug 2008	400,000,000	2007/09/18	2008/08/15	100.00
09668	KBC Fin Products Int'l Ltd. – CC Bank Euro Wts Mar 2008 D	148,000,000	2007/09/18	2008/03/18	97.68
09663	KBC Fin Products Int'l Ltd. – China Tel Euro Wts Apr 2008 B	268,000,000	2007/09/18	2008/04/15	96.48
09666	KBC Fin Products Int'l Ltd. – China Tel Euro Wts May 2008	348,000,000	2007/09/18	2008/05/02	97.44
09363	Macquarie Bank Ltd. – HKEx European Warrants Apr 2008 D	388,000,000	2007/09/18	2008/04/29	211.07
09389	Macquarie Bank Ltd. – HKEx European Warrants Apr 2008 E	388,000,000	2007/09/18	2008/04/29	128.04
09410	Macquarie Bank Ltd. – HKEx European Warrants Apr 2008 F	388,000,000	2007/09/18	2008/04/29	97.78
09466	Macquarie Bank Ltd. – HKEx European Put Warrants Apr 2008 G	388,000,000	2007/09/18	2008/04/29	129.59
09518	Macquarie Bank Ltd. – HKEx European Put Warrants Apr 2008 H	388,000,000	2007/09/18	2008/04/29	174.60
02276 #	ABN AMRO Bank N.V. – BOC HK European Warrants Aug 2008 B	300,000,000	2007/09/18	2008/08/08	58.20
02117 #	ABN AMRO Bank N.V. – Hutchison European Warrants Dec 2007 C	200,000,000	2007/09/18	2007/12/31	102.00
05849 #	ABN AMRO Bank N.V. – PetroChina European Warrants Aug 2008 A	400,000,000	2007/09/18	2008/08/18	87.60
06927 #	Deutsche Bank AG – HSI European Put Warrants Jan 2008 E	400,000,000	2007/09/18	2008/01/30	61.20
05599 #	Deutsche Bank AG – PetroChina European Warrants Nov 2008 A	500,000,000	2007/09/18	2008/11/10	87.00

主 板 認 股 權 證

股份 代號	衍生權證	上市時之			集資金額 (百萬港元)
		發行單位	上市日期	到期日	
05575 #	Goldman Sachs SP (Asia) – China Mobile European Wts Jan 2008	56,000,000	2007/09/18	2008/01/28	73.92
05642 #	SGA Societe Generale Acceptance N.V. – CCCCL Eur Wt Feb 08 C	200,000,000	2007/09/18	2008/02/04	43.60
05882 #	SGA Societe Generale Acceptance N.V. – Petch Eur Wt Feb 08 C	100,000,000	2007/09/18	2008/02/18	118.00
05681 #	UBS AG – Hunan Nonferrous European Warrants Dec 2008 A	500,000,000	2007/09/18	2008/12/08	121.50
01348	ABN AMRO Bank N.V. – Hutchison European Warrants Apr 2008 B	88,000,000	2007/09/19	2008/04/07	66.00
01356	ABN AMRO Bank N.V. – China Mobile European Wts Mar 2008 F	688,000,000	2007/09/19	2008/03/31	185.76
02138	ABN AMRO Bank N.V. – China Mobile European Wts Apr 2008 D	688,000,000	2007/09/19	2008/04/07	172.00
02139	ABN AMRO Bank N.V. – China Mobile European Wts Apr 2008 E	688,000,000	2007/09/19	2008/04/14	172.00
02140	ABN AMRO Bank N.V. – China Mobile European Wts May 2008 B	688,000,000	2007/09/19	2008/05/30	172.00
02142	Deutsche Bank AG – HSI European Warrants Mar 2008 E	400,000,000	2007/09/19	2008/03/28	100.00
09815	Deutsche Bank AG – PetroChina European Warrants Dec 2008 B	500,000,000	2007/09/19	2008/12/29	125.00
09833	Deutsche Bank AG – PetroChina European Put Warrants Dec 2008	500,000,000	2007/09/19	2008/12/29	125.00
09882	Fortis Bank S.A./N.V. – CHALCO European Warrants Sep 2008	175,000,000	2007/09/19	2008/09/30	85.23
09886	Fortis Bank S.A./N.V. – CHALCO European Warrants Dec 2008	165,000,000	2007/09/19	2008/12/30	87.45
09894	Fortis Bank S.A./N.V. – CCoal European Warrants Sep 2008	270,000,000	2007/09/19	2008/09/30	98.55
09899	Fortis Bank S.A./N.V. – CCoal European Warrants Dec 2008	240,000,000	2007/09/19	2008/12/30	88.08
09913	Fortis Bank S.A./N.V. – Ch Comm Cons European Wts Mar 2009	215,000,000	2007/09/19	2009/03/30	78.48
09965	Fortis Bank S.A./N.V. – China Tel European Warrants Dec 2008	75,000,000	2007/09/19	2008/12/30	42.83
09971	Fortis Bank S.A./N.V. – Jiangxi Copper European Wts Dec 2008	195,000,000	2007/09/19	2008/12/30	82.49
01343	Goldman Sachs SP (Asia) – PetroChina European Wts Dec 2008	200,000,000	2007/09/19	2008/12/29	50.00
01339	Goldman Sachs SP (Asia) – China Shenhua Euro Wts Sep 2008	60,000,000	2007/09/19	2008/09/16	52.80
01336	Goldman Sachs SP (Asia) – Ch Comm Cons European Wts May 2008	200,000,000	2007/09/19	2008/05/05	50.00
09988	J P Morgan SP BV – BEA European Warrants Apr 2008	100,000,000	2007/09/19	2008/04/30	32.70
06100	J P Morgan SP BV – CNPC European Warrants Mar 2008	80,000,000	2007/09/19	2008/03/31	28.80
09984	J P Morgan SP BV – Angang Steel Euro Wts Jul 2008	150,000,000	2007/09/19	2008/07/31	84.75
09989	J P Morgan SP BV – Ch Comm Cons Euro Wts Mar 2008	200,000,000	2007/09/19	2008/03/19	53.40
06138	J P Morgan SP BV – Huiyuan Juice Euro Wts Sep 2008	100,000,000	2007/09/19	2008/09/29	33.00
01315	J P Morgan SP BV – PCCW European Warrants Jun 2008	50,000,000	2007/09/19	2008/06/30	24.00
01323	J P Morgan SP BV – Wharf European Wts Mar 2008	88,000,000	2007/09/19	2008/03/31	23.50
01274	J P Morgan SP BV – MTRC European Warrants May 2008	100,000,000	2007/09/19	2008/05/30	27.20
06130	J P Morgan SP BV – Henderson Land Eur Wts May 2008	88,000,000	2007/09/19	2008/05/30	40.57
06146	J P Morgan SP BV – Link REIT European Wts Mar 2008	100,000,000	2007/09/19	2008/03/31	27.90
09851	SGA Societe Generale Acceptance N.V. – CP&CC Eur Wt Mar 2009	500,000,000	2007/09/19	2009/03/30	125.00
09855	SGA Societe Generale Acceptance N.V. – HKEx Eur Wts May 2008	500,000,000	2007/09/19	2008/05/26	242.50
09863	SGA Societe Generale Acceptance N.V. – HKEx Eur Wts Aug 2008	500,000,000	2007/09/19	2008/08/25	255.00
09874	SGA Societe Generale Acceptance N.V. – MTRC Eu Wt May 2008 B	70,000,000	2007/09/19	2008/05/30	22.40
09875	SGA Societe Generale Acceptance N.V. – MTRC Eur Wts Jul 2008	70,000,000	2007/09/19	2008/07/02	26.60
09877	SGA Societe Generale Acceptance N.V. – Petch Eur Wt Sep 2008	500,000,000	2007/09/19	2008/09/01	125.00
09878	SGA Societe Generale Acceptance N.V. – Petch Eur Wt Dec 08 C	500,000,000	2007/09/19	2008/12/22	125.00
09880	SGA Societe Generale Acceptance N.V. – Ping An Eur Wt Oct 08	50,000,000	2007/09/19	2008/10/20	12.50
05866 #	ABN AMRO Bank N.V. – PICC P&C European Warrants Mar 2008 A	400,000,000	2007/09/19	2008/03/31	138.00
05542 #	Deutsche Bank AG – China Life European Put Wts Feb 2008 C	600,000,000	2007/09/19	2008/02/25	108.00
03400	ABN AMRO Bank N.V. – Cheung Kong European Warrants Dec 2008	638,000,000	2007/09/20	2008/12/31	172.26
03411	ABN AMRO Bank N.V. – PICC P&C European Warrants Mar 2008 B	688,000,000	2007/09/20	2008/03/28	172.00

主 板 認 股 權 證

股份 代號	衍生權證	上市時之			集資金額 (百萬港元)
		發行單位	上市日期	到期日	
03413	ABN AMRO Bank N.V. – SHK Ppt European Warrants Dec 2008	638,000,000	2007/09/20	2008/12/31	159.50
03424	ABN AMRO Bank N.V. – SHK Ppt European Put Warrants Dec 2008	638,000,000	2007/09/20	2008/12/05	159.50
02153	Calyon Fin P (G) Ltd. – HS Bank European Warrants Apr 2008	200,000,000	2007/09/20	2008/04/07	149.00
02167	Calyon Fin P (G) Ltd. – SHK Ppt European Warrants Jul 2008	500,000,000	2007/09/20	2008/07/07	126.50
02271	Citigroup Global Mkt H Inc. – Bank of EA Euro Wts Jun 2008	200,000,000	2007/09/20	2008/06/23	52.00
02291	Citigroup Global Mkt H Inc. – CITIC Bank Euro Wts Apr 2008	100,000,000	2007/09/20	2008/04/21	56.00
02293	Citigroup Global Mkt H Inc. – CLP European Warrants May 2008	200,000,000	2007/09/20	2008/05/19	52.00
02294	Citigroup Global Mkt H Inc. – HKEx European Wts May 2008	200,000,000	2007/09/20	2008/05/26	51.00
02482	Citigroup Global Mkt H Inc. – MTRC European Wts Aug 2008	200,000,000	2007/09/20	2008/08/18	52.60
02143	Deutsche Bank AG – Cheung Kong European Warrants Dec 2008	500,000,000	2007/09/20	2008/12/01	125.00
02148	Deutsche Bank AG – Hutchison European Warrants Apr 2008	400,000,000	2007/09/20	2008/04/28	396.00
02486	Deutsche Bank AG – HSCEI European Warrants Mar 2008 C	400,000,000	2007/09/20	2008/03/28	100.00
03482	J P Morgan SP BV – China Life Euro Wts Mar 2008	200,000,000	2007/09/20	2008/03/31	61.80
03492	J P Morgan SP BV – Hang Lung Ppt Euro Wts Apr 2008	100,000,000	2007/09/20	2008/04/30	41.10
03484	J P Morgan SP BV – China Netcom Euro Wts Jun 2008	150,000,000	2007/09/20	2008/06/30	39.30
03497	J P Morgan SP BV – SHK Ppt European Wts Apr 2008	100,000,000	2007/09/20	2008/04/30	88.50
03485	J P Morgan SP BV – CITIC Pacific Euro Wts Jun 2008	120,000,000	2007/09/20	2008/06/30	47.88
03448	KBC Fin Products Int'l Ltd. – Ch Mobile Euro Wts Apr 2008 A	400,000,000	2007/09/20	2008/04/01	100.00
03449	KBC Fin Products Int'l Ltd. – Ch Mobile Euro Wts May 2008 B	355,000,000	2007/09/20	2008/05/02	99.40
03456	KBC Fin Products Int'l Ltd. – Ch Mobile Euro Wts May 2008 C	400,000,000	2007/09/20	2008/05/13	100.00
03476	KBC Fin Products Int'l Ltd. – PetroChina Euro Wts Nov 2008	400,000,000	2007/09/20	2008/11/03	100.00
03474	KBC Fin Products Int'l Ltd. – PetroChina Euro Wts Sep 2008 B	400,000,000	2007/09/20	2008/09/01	100.00
02258	Macquarie Bank Ltd. – Hang Seng Bank European Wts Mar 2008	100,000,000	2007/09/20	2008/03/28	77.80
02266	Macquarie Bank Ltd. – Hang Seng Bank European Wts Dec 2008	388,000,000	2007/09/20	2008/12/30	98.16
02202	CC Rabobank B.A. – BankComm European Warrants Sep 2008	500,000,000	2007/09/20	2008/09/12	125.00
02223	CC Rabobank B.A. – China Tel European Warrants May 2008	200,000,000	2007/09/20	2008/05/30	134.00
02253	CC Rabobank B.A. – HKEx European Warrants May 2008 A	500,000,000	2007/09/20	2008/05/08	260.00
02257	CC Rabobank B.A. – HKEx European Warrants Jul 2008 A	500,000,000	2007/09/20	2008/07/10	275.00
02170	UBS AG – China Coal European Warrants Nov 2008	300,000,000	2007/09/20	2008/11/24	78.00
02193	UBS AG – China Shenhua European Warrants Nov 2008	300,000,000	2007/09/20	2008/11/24	126.00
02198	UBS AG – PetroChina European Warrants Nov 2008	300,000,000	2007/09/20	2008/11/24	75.00
05728 #	Deutsche Bank AG – China Life European Warrants Mar 2008 B	400,000,000	2007/09/20	2008/03/28	220.00
03278 #	HK Bank – CITIC Bank European Warrants Dec 2007	200,000,000	2007/09/20	2007/12/18	17.40
07732 #	HK Bank – Foxconn European Warrants Nov 2007	200,000,000	2007/09/20	2007/11/16	11.40
05548 #	KBC Fin Products Int'l Ltd. – HSI Euro Put Wts Jan 2008 D	600,000,000	2007/09/20	2008/01/30	67.80
05549 #	KBC Fin Products Int'l Ltd. – HSI Euro Put Wts Jan 2008 E	600,000,000	2007/09/20	2008/01/30	73.80
05770 #	SGA Societe Generale Acceptance N.V. – Ch Life Eu Wt Mar 08C	500,000,000	2007/09/20	2008/03/10	280.00
03628	ABN AMRO Bank N.V. – China Coal European Warrants Mar 2008 B	458,000,000	2007/09/21	2008/03/31	146.56
03654	ABN AMRO Bank N.V. – CC Bank European Warrants Nov 2008 A	988,000,000	2007/09/21	2008/11/28	247.00
03661	ABN AMRO Bank N.V. – China Mobile European Wts Apr 2008 F	638,000,000	2007/09/21	2008/04/08	159.50
03671	ABN AMRO Bank N.V. – Ping An European Warrants Jun 2008 A	888,000,000	2007/09/21	2008/06/16	222.00
03674	ABN AMRO Bank N.V. – Ping An European Warrants Jul 2008	888,000,000	2007/09/21	2008/07/02	222.00
03547	Citigroup Global Mkt H Inc. – Air China Euro Wts Jun 2008	65,000,000	2007/09/21	2008/06/02	54.60
03548	Citigroup Global Mkt H Inc. – China Tel Euro Wts Apr 2008	150,000,000	2007/09/21	2008/04/21	55.50

主 板 認 股 權 證

股份 代號	衍生權證	上市時之			集資金額 (百萬港元)
		發行單位	上市日期	到期日	
03549	Citigroup Global Mkt H Inc. – CITIC Pacific Eur Wts May 2008	110,000,000	2007/09/21	2008/05/19	53.90
03550	Citigroup Global Mkt H Inc. – Denway European Wts May 2008	140,000,000	2007/09/21	2008/05/19	53.20
03551	Citigroup Global Mkt H Inc. – SHK Ppt European Wts May 2008	80,000,000	2007/09/21	2008/05/26	56.00
03546	Deutsche Bank AG – SHK Ppt European Warrants May 2008	400,000,000	2007/09/21	2008/05/05	564.00
03678	Deutsche Bank AG – CC Bank European Warrants Jun 2009	400,000,000	2007/09/21	2009/06/10	100.00
03520	Deutsche Bank AG – Cheung Kong European Put Wts Mar 2008	400,000,000	2007/09/21	2008/03/25	208.00
03528	Deutsche Bank AG – HSI European Warrants Mar 2008 F	400,000,000	2007/09/21	2008/03/28	100.00
03530	Deutsche Bank AG – HSI European Put Warrants Mar 2008 G	400,000,000	2007/09/21	2008/03/28	100.00
03532	Deutsche Bank AG – HSI European Put Warrants Mar 2008 H	400,000,000	2007/09/21	2008/03/28	104.00
03505	HK Bank – CNOOC European Warrants Apr 2008	280,000,000	2007/09/21	2008/04/18	268.80
03574	J P Morgan SP BV – CHALCO European Wts Apr 2008	300,000,000	2007/09/21	2008/04/30	127.50
03609	J P Morgan SP BV – Swire Pac A Euro Wts Mar 2008	100,000,000	2007/09/21	2008/03/28	61.90
03591	J P Morgan SP BV – Esprit European Wts Dec 2008	300,000,000	2007/09/21	2008/12/29	77.10
03605	J P Morgan SP BV – HS Bank European Wts Apr 2008	100,000,000	2007/09/21	2008/04/01	44.90
03577	J P Morgan SP BV – Cathay Pac Euro Wts Jun 2008	150,000,000	2007/09/21	2008/06/16	38.55
03613	J P Morgan SP BV – Yanzhou Coal European Warrants Jun 2008 A	200,000,000	2007/09/21	2008/06/16	56.40
03620	KBC Fin Products Int'l Ltd. – Ch Mobile Eur Put Wts Jul 2008	400,000,000	2007/09/21	2008/07/03	100.00
03623	KBC Fin Products Int'l Ltd. – PetroChina Eur Put Wt Jul 2008	400,000,000	2007/09/21	2008/07/03	100.00
03622	KBC Fin Products Int'l Ltd. – Hutchison Euro Wts Mar 2008 B	175,000,000	2007/09/21	2008/03/25	99.75
03552	SGA Societe Generale Acceptance N.V. – HSI Eur Wt Mar 2008 J	500,000,000	2007/09/21	2008/03/28	125.00
03553	SGA Societe Generale Acceptance N.V. – HSI Eur Wt Mar 2008 K	500,000,000	2007/09/21	2008/03/28	125.00
03554	SGA Societe Generale Acceptance N.V. – HSI Eur Wt Mar 2008 L	500,000,000	2007/09/21	2008/03/28	125.00
03515	UBS AG – Sinopec Corp European Warrants Dec 2008 B	300,000,000	2007/09/21	2008/12/18	75.00
03516	UBS AG – CNOOC European Warrants Dec 2008 A	300,000,000	2007/09/21	2008/12/18	75.00
05674 #	KBC Fin Products Int'l Ltd. – China Life Euro Wts Jan 2008 E	600,000,000	2007/09/21	2008/01/28	270.00
06757 #	KBC Fin Products Int'l Ltd. – China Life Euro Wts Mar 2008 D	600,000,000	2007/09/21	2008/03/03	324.00
04472	Barclays Bank plc – Sinopec Corp European Put Wts Aug 2008	80,000,000	2007/09/24	2008/08/08	35.20
04465	Calyon Fin P (G) Ltd. – China Coal European Wts Apr 2008 B	250,000,000	2007/09/24	2008/04/21	70.25
03760	HK Bank – China Shenhua European Warrants May 2008	280,000,000	2007/09/24	2008/05/23	154.00
03771	HK Bank – Cheung Kong European Warrants May 2008 A	280,000,000	2007/09/24	2008/05/16	372.40
03797	HK Bank – Cheung Kong European Warrants May 2008 B	280,000,000	2007/09/24	2008/05/09	215.60
04446	KBC Fin Products Int'l Ltd. – HSI European Wts Mar 2008 H	400,000,000	2007/09/24	2008/03/28	100.00
04458	KBC Fin Products Int'l Ltd. – HSI European Wts Mar 2008 I	400,000,000	2007/09/24	2008/03/28	100.00
04462	KBC Fin Products Int'l Ltd. – HSI Euro Put Wts Mar 2008 J	400,000,000	2007/09/24	2008/03/28	100.00
04464	KBC Fin Products Int'l Ltd. – HSI Euro Put Wts Mar 2008 K	400,000,000	2007/09/24	2008/03/28	100.00
04447	Macquarie Bank Ltd. – HSI European Warrants Mar 2008 E	388,000,000	2007/09/24	2008/03/28	98.16
04457	Macquarie Bank Ltd. – HSI European Put Warrants Mar 2008 F	388,000,000	2007/09/24	2008/03/28	97.78
03688	SGA Societe Generale Acceptance N.V. – CK(H) Eur Wt Jul 2008	150,000,000	2007/09/24	2008/07/02	225.00
03758	SGA Societe Generale Acceptance N.V. – HWL Eur Wt Jul 2008 B	200,000,000	2007/09/24	2008/07/02	154.00
03759	SGA Societe Generale Acceptance N.V. – SHK P Eur Wt Jul 2008	150,000,000	2007/09/24	2008/07/02	214.50
03727	SGA Societe Generale Acceptance N.V. – HSCEI Eur Wt Mar 08 H	200,000,000	2007/09/24	2008/03/28	50.00
03755	SGA Societe Generale Acceptance N.V. – HSCEI Eu Put Wt Mar08I	200,000,000	2007/09/24	2008/03/28	50.00
03798	UBS AG – China COSCO European Warrants Dec 2008	300,000,000	2007/09/24	2008/12/18	90.00
02267 #	J P Morgan SP BV – China COSCO Euro Wts Aug 2008	150,000,000	2007/09/24	2008/08/29	120.00

主板 認股權證

股份 代號	衍生權證	上市時之			集資金額 (百萬港元)
		發行單位	上市日期	到期日	
02221 #	Macquarie Bank Ltd. – PetroChina European Warrants Jul 2008	600,000,000	2007/09/24	2008/07/30	104.40
05675 #	KBC Fin Products Int'l Ltd. – Ch Mobile Euro Wts Feb 2008	147,000,000	2007/09/24	2008/02/01	198.45
04624	ABN AMRO Bank N.V. – CNOOC European Warrants Nov 2008	688,000,000	2007/09/25	2008/11/24	172.00
04626	ABN AMRO Bank N.V. – Ping An European Warrants Jun 2008 B	888,000,000	2007/09/25	2008/06/30	222.00
04555	BNP Paribas Arbit Issu B.V. – Ch Mobile Euro Wts May 2008	300,000,000	2007/09/25	2008/05/02	75.00
04578	BNP Paribas Arbit Issu B.V. – Ch Mobile Eu Put Wt May 2008 A	300,000,000	2007/09/25	2008/05/02	87.00
04600	BNP Paribas Arbit Issu B.V. – Cheung Kong Euro Wts Aug 2008	300,000,000	2007/09/25	2008/08/05	75.00
04602	BNP Paribas Arbit Issu B.V. – Hutchison Euro Wts Apr 2008	180,000,000	2007/09/25	2008/04/02	156.60
04607	BNP Paribas Arbit Issu B.V. – SHK Ppt European Wts Sep 2008	300,000,000	2007/09/25	2008/09/02	75.00
04480	HK Bank – CITIC Pacific European Warrants May 2008	280,000,000	2007/09/25	2008/05/23	92.40
04484	HK Bank – Hunan Nonferrous European Warrants Jan 2009	280,000,000	2007/09/25	2009/01/23	70.00
04489	HK Bank – Hunan Nonferrous European Warrants Apr 2009	280,000,000	2007/09/25	2009/04/23	70.00
04619	J P Morgan SP BV – PICC P&C Euro Wts Oct 2008 A	388,000,000	2007/09/25	2008/10/31	131.92
04618	J P Morgan SP BV – Maanshan Iron Euro Wts Nov 2008	288,000,000	2007/09/25	2008/11/28	74.02
04613	J P Morgan SP BV – Sinopec Corp European Warrants Dec 2008 A	388,000,000	2007/09/25	2008/12/29	98.55
04614	J P Morgan SP BV – Dongfeng Motor Eur Wts Dec 2008	188,000,000	2007/09/25	2008/12/29	48.88
04623	KBC Fin Products Int'l Ltd. – SHK Ppt European Wts Dec 2008	400,000,000	2007/09/25	2008/12/15	100.00
04493	Macquarie Bank Ltd. – Wharf European Warrants May 2008 A	200,000,000	2007/09/25	2008/05/29	51.00
04503	Macquarie Bank Ltd. – Cheung Kong European Wts May 2008 A	300,000,000	2007/09/25	2008/05/29	230.40
04512	Macquarie Bank Ltd. – Cheung Kong European Wts May 2008 B	300,000,000	2007/09/25	2008/05/29	177.00
04514	Macquarie Bank Ltd. – Cheung Kong European Put Wts May 2008	300,000,000	2007/09/25	2008/05/29	126.00
04494	Macquarie Bank Ltd. – Ping An European Warrants Oct 2008	388,000,000	2007/09/25	2008/10/30	104.76
04495	Macquarie Bank Ltd. – China Life European Put Wts Mar 2008	388,000,000	2007/09/25	2008/03/28	138.13
04499	Macquarie Bank Ltd. – Ping An European Put Warrants Oct 2008	388,000,000	2007/09/25	2008/10/30	97.00
04515	Macquarie Bank Ltd. – Henderson Land Dev Euro Wts May 2008	200,000,000	2007/09/25	2008/05/29	72.00
04516	Macquarie Bank Ltd. – CNOOC European Warrants Sep 2008 C	400,000,000	2007/09/25	2008/09/29	130.00
04517	Macquarie Bank Ltd. – SHK Ppt European Warrants May 2008	200,000,000	2007/09/25	2008/05/29	92.20
04524	Macquarie Bank Ltd. – CNOOC European Put Warrants Sep 2008 B	400,000,000	2007/09/25	2008/09/29	114.80
04540	Macquarie Bank Ltd. – SHK Ppt European Put Warrants May 2008	200,000,000	2007/09/25	2008/05/29	116.80
04542	CC Rabobank B.A. – CM Bank European Warrants May 2008	300,000,000	2007/09/25	2008/05/09	145.50
04544	CC Rabobank B.A. – MTRC European Warrants Apr 2008 B	300,000,000	2007/09/25	2008/04/30	75.00
04546	CC Rabobank B.A. – MTRC European Warrants Jun 2008 B	300,000,000	2007/09/25	2008/06/30	75.00
04550	CC Rabobank B.A. – Ping An European Warrants Jun 2008	130,000,000	2007/09/25	2008/06/16	32.50
04611	UBS AG – Hunan Nonferrous European Warrants Dec 2009 B	300,000,000	2007/09/25	2009/12/21	75.00
09089 #	ABN AMRO Bank N.V. – PetroChina European Warrants Dec 2007 A	1,000,000,000	2007/09/25	2007/12/27	113.00
05573 #	Deutsche Bank AG – China Mobile European Put Wts Jan 2008 E	400,000,000	2007/09/25	2008/01/21	124.00
05733 #	Deutsche Bank AG – HSI European Put Warrants Jan 2008 H	600,000,000	2007/09/25	2008/01/30	75.60
04730	ABN AMRO Bank N.V. – CC Bank European Warrants Dec 2008 A	988,000,000	2007/09/27	2008/12/08	247.00
04731	ABN AMRO Bank N.V. – CNOOC European Warrants Sep 2008 A	688,000,000	2007/09/27	2008/09/29	172.00
04732	ABN AMRO Bank N.V. – CNOOC European Warrants Apr 2008 A	68,000,000	2007/09/27	2008/04/07	98.60
04734	ABN AMRO Bank N.V. – Ping An European Warrants Jun 2008 C	788,000,000	2007/09/27	2008/06/10	204.88
04896	ABN AMRO Bank N.V. – Gold European Warrants Jun 2008	250,000,000	2007/09/27	2008/06/16	88.50
04899	Barclays Bank plc – CNOOC European Warrants Aug 2008	30,000,000	2007/09/27	2008/08/15	55.50
04822	BNP Paribas Arbit Issu B.V. – Ch Mobile Euro Wts Jun 2008 B	300,000,000	2007/09/27	2008/06/06	78.00

主板 認股權證

股份 代號	衍生權證	上市時之			集資金額 (百萬港元)
		發行單位	上市日期	到期日	
04825	BNP Paribas Arbit Issu B.V. – China Life Euro Wts Mar 2008 E	300,000,000	2007/09/27	2008/03/20	162.00
04826	BNP Paribas Arbit Issu B.V. – China Life Euro Wts Apr 2008 B	300,000,000	2007/09/27	2008/04/29	156.00
04834	BNP Paribas Arbit Issu B.V. – CNOOC European Wts Jul 2008	200,000,000	2007/09/27	2008/07/11	50.00
04817	BNP Paribas Arbit Issu B.V. – HSI European Wts Mar 2008 H	400,000,000	2007/09/27	2008/03/28	108.00
04819	BNP Paribas Arbit Issu B.V. – HSI European Wts Mar 2008 I	400,000,000	2007/09/27	2008/03/28	104.00
04820	BNP Paribas Arbit Issu B.V. – HSI Euro Put Wts Mar 2008 J	400,000,000	2007/09/27	2008/03/28	100.00
04821	BNP Paribas Arbit Issu B.V. – HSI Euro Put Wts Mar 2008 K	400,000,000	2007/09/27	2008/03/28	104.00
04877	Calyon Fin P (G) Ltd. – China Mobile European Wts Sep 2008 A	250,000,000	2007/09/27	2008/09/01	63.25
04878	Calyon Fin P (G) Ltd. – China Mobile Euro Put Wts Jun 2008	250,000,000	2007/09/27	2008/06/16	62.50
04885	Calyon Fin P (G) Ltd. – Ping An European Warrants Jun 2008	250,000,000	2007/09/27	2008/06/30	63.75
04858	Calyon Fin P (G) Ltd. – China Coal European Wts May 2008 A	250,000,000	2007/09/27	2008/05/26	83.50
04860	Calyon Fin P (G) Ltd. – CNOOC European Warrants Jun 2008	250,000,000	2007/09/27	2008/06/02	65.00
04861	Calyon Fin P (G) Ltd. – CNOOC European Warrants Sep 2008	250,000,000	2007/09/27	2008/09/01	62.75
04873	Calyon Fin P (G) Ltd. – Sinopec Corp European Wts Dec 2008	250,000,000	2007/09/27	2008/12/19	64.75
04729	Credit Suisse – CC Bank European Warrants Oct 2008	688,000,000	2007/09/27	2008/10/20	172.00
04838	Deutsche Bank AG – CNOOC European Warrants Jun 2008	400,000,000	2007/09/27	2008/06/30	104.00
04842	Deutsche Bank AG – Ping An European Warrants Jun 2008	400,000,000	2007/09/27	2008/06/23	100.00
04628	HK Bank – BOCL European Put Warrants May 2008	288,000,000	2007/09/27	2008/05/30	80.64
04629	HK Bank – CITIC Bank European Put Warrants May 2008	288,000,000	2007/09/27	2008/05/30	158.40
04630	HK Bank – China Life European Put Warrants May 2008	288,000,000	2007/09/27	2008/05/30	115.20
04631	HK Bank – China Mobile European Put Warrants May 2008	288,000,000	2007/09/27	2008/05/30	328.32
04634	HK Bank – Jiangxi Copper European Put Warrants May 2008	288,000,000	2007/09/27	2008/05/30	103.68
04742	J P Morgan SP BV – HNC European Warrants Dec 2008	388,000,000	2007/09/27	2008/12/29	103.60
04763	J P Morgan SP BV – Ping An European Wts Jul 2008	500,000,000	2007/09/27	2008/07/30	130.00
04736	J P Morgan SP BV – CNOOC European Wts Oct 2008	400,000,000	2007/09/27	2008/10/30	101.20
04755	J P Morgan SP BV – PICC P&C Euro Wts Oct 2008 B	388,000,000	2007/09/27	2008/10/31	140.46
04845	KBC Fin Products Int'l Ltd. – HSBC European Wts Mar 2008 A	200,000,000	2007/09/27	2008/03/10	98.00
04848	KBC Fin Products Int'l Ltd. – HSBC European Wts Mar 2008 B	300,000,000	2007/09/27	2008/03/27	99.00
04843	KBC Fin Products Int'l Ltd. – CNOOC European Wts Jun 2008 A	308,000,000	2007/09/27	2008/06/02	77.00
04849	KBC Fin Products Int'l Ltd. – HSCEI European Wts Mar 2008 M	400,000,000	2007/09/27	2008/03/28	100.00
04856	KBC Fin Products Int'l Ltd. – HSCEI Euro Put Wts Mar 2008 N	400,000,000	2007/09/27	2008/03/28	100.00
04627	Macquarie Bank Ltd. – PICC P&C European Warrants Dec 2008 B	400,000,000	2007/09/27	2008/12/30	116.80
04722	Macquarie Bank Ltd. – R&F Ppt European Warrants Jun 2008	150,000,000	2007/09/27	2008/06/23	121.80
04724	Macquarie Bank Ltd. – Sh Petrochem European Wts Sep 2009	150,000,000	2007/09/27	2009/09/21	37.95
04725	Macquarie Bank Ltd. – Sino Land European Warrants Apr 2008	100,000,000	2007/09/27	2008/04/28	31.10
04728	Macquarie Bank Ltd. – Zijin Mining European Wts May 2008	288,000,000	2007/09/27	2008/05/29	73.15
04766	Macquarie Bank Ltd. – HSCEI European Warrants Mar 2008 C	388,000,000	2007/09/27	2008/03/28	97.00
04776	Macquarie Bank Ltd. – HSCEI European Put Warrants Mar 2008 D	388,000,000	2007/09/27	2008/03/28	97.39
04778	Macquarie Bank Ltd. – HSI European Warrants Mar 2008 G	388,000,000	2007/09/27	2008/03/28	97.00
04782	Macquarie Bank Ltd. – HSI European Warrants Mar 2008 H	388,000,000	2007/09/27	2008/03/28	97.78
04786	Macquarie Bank Ltd. – HSI European Put Warrants Mar 2008 I	388,000,000	2007/09/27	2008/03/28	99.33
04789	Macquarie Bank Ltd. – HSI European Put Warrants Mar 2008 J	388,000,000	2007/09/27	2008/03/28	98.55
04793	Macquarie Bank Ltd. – PCCW European Warrants Jun 2008	200,000,000	2007/09/27	2008/06/27	85.60
04635	UBS AG – China Mobile European Warrants Dec 2008 B	300,000,000	2007/09/27	2008/12/18	75.00

主 板 認 股 權 證

股份 代號	衍生權證	上市時之			集資金額 (百萬港元)
		發行單位	上市日期	到期日	
04641	UBS AG – Zijin Mining European Warrants Dec 2008	300,000,000	2007/09/27	2008/12/18	75.00
04652	UBS AG – HSCEI European Warrants Mar 2008 B	300,000,000	2007/09/27	2008/03/28	75.00
04666	UBS AG – HSCEI European Put Warrants Mar 2008	300,000,000	2007/09/27	2008/03/28	75.00
04693	UBS AG – HSI European Warrants Mar 2008 A	300,000,000	2007/09/27	2008/03/28	90.00
04694	UBS AG – HSI European Warrants Mar 2008 B	300,000,000	2007/09/27	2008/03/28	75.00
04702	UBS AG – HSI European Put Warrants Mar 2008 C	300,000,000	2007/09/27	2008/03/28	75.00
04703	UBS AG – HSI European Put Warrants Mar 2008 D	300,000,000	2007/09/27	2008/03/28	81.00
02276 #	ABN AMRO Bank N.V. – BOC HK European Warrants Aug 2008 B	550,000,000	2007/09/27	2008/08/08	122.10
09892 #	KBC Fin Products Int'l Ltd. – HSBC European Wts Dec 2007 A	240,000,000	2007/09/27	2007/12/06	97.20
05502 #	KBC Fin Products Int'l Ltd. – ICBC European Wts Jan 2008 C	350,000,000	2007/09/27	2008/01/17	199.50
05863 #	KBC Fin Products Int'l Ltd. – PetroChina Euro Wts Oct 2008	600,000,000	2007/09/27	2008/10/02	144.00
05719 #	Macquarie Bank Ltd. – HSI European Put Warrants Jan 2008 D	1,000,000,000	2007/09/27	2008/01/30	98.00
04511 #	SGA Societe Generale Acceptance N.V. – HSI Eu Put Wt Mar 08I	500,000,000	2007/09/27	2008/03/28	83.00
06133	ABN AMRO Bank N.V. – BOC HK European Warrants Apr 2008	688,000,000	2007/09/28	2008/04/10	172.00
06135	ABN AMRO Bank N.V. – CC Bank European Warrants Dec 2008 B	688,000,000	2007/09/28	2008/12/29	172.00
06136	ABN AMRO Bank N.V. – Sinopec Corp European Wts Dec 2008 D	688,000,000	2007/09/28	2008/12/15	172.00
04900	ABN AMRO Bank N.V. – CNOOC European Warrants Jul 2008	688,000,000	2007/09/28	2008/07/21	172.00
04905	ABN AMRO Bank N.V. – CNOOC European Warrants Sep 2008 B	688,000,000	2007/09/28	2008/09/29	178.88
04912	ABN AMRO Bank N.V. – PetroChina European Put Wts Jun 2008	688,000,000	2007/09/28	2008/06/23	172.00
04919	ABN AMRO Bank N.V. – Ping An European Put Warrants Sep 2008	788,000,000	2007/09/28	2008/09/16	197.00
06142	Barclays Bank plc – Sinopec Corp European Warrants Aug 2008	50,000,000	2007/09/28	2008/08/18	45.50
06115	Calyon Fin P (G) Ltd. – SHK Ppt European Warrants Dec 2008	300,000,000	2007/09/28	2008/12/01	82.20
06127	Calyon Fin P (G) Ltd. – CC Bank European Warrants Mar 2009	300,000,000	2007/09/28	2009/03/30	75.30
04946	Citigroup Global Mkt H Inc. – CC Bank Euro Wts Apr 2008 B	80,000,000	2007/09/28	2008/04/21	52.00
04952	Citigroup Global Mkt H Inc. – CNOOC European Wts Jun 2008	190,000,000	2007/09/28	2008/06/23	53.20
04955	Citigroup Global Mkt H Inc. – HNC European Warrants Sep 2008	200,000,000	2007/09/28	2008/09/29	50.00
04959	Citigroup Global Mkt H Inc. – Hutchison Euro Wts Apr 2008	140,000,000	2007/09/28	2008/04/21	52.50
04960	Citigroup Global Mkt H Inc. – Ping An European Wts Aug 2008	200,000,000	2007/09/28	2008/08/18	50.00
06051	Deutsche Bank AG – China Mobile European Warrants Sep 2008	500,000,000	2007/09/28	2008/09/29	125.00
06054	Deutsche Bank AG – HSBC European Warrants Apr 2008	400,000,000	2007/09/28	2008/04/14	248.00
06057	Deutsche Bank AG – HSBC European Warrants Jun 2008	400,000,000	2007/09/28	2008/06/02	224.00
06059	Deutsche Bank AG – HSCEI European Warrants Mar 2008 D	400,000,000	2007/09/28	2008/03/28	100.00
06060	Deutsche Bank AG – HSCEI European Put Warrants Mar 2008 F	400,000,000	2007/09/28	2008/03/28	100.00
06061	Deutsche Bank AG – HSI European Warrants Mar 2008 I	400,000,000	2007/09/28	2008/03/28	100.00
06076	Deutsche Bank AG – HSI European Put Warrants Mar 2008 J	400,000,000	2007/09/28	2008/03/28	100.00
06077	Deutsche Bank AG – HSI European Put Warrants Mar 2008 K	400,000,000	2007/09/28	2008/03/28	100.00
06149	Goldman Sachs SP (Asia) – China Mobile European Wts Sep 2008	200,000,000	2007/09/28	2008/09/22	50.00
06147	Goldman Sachs SP (Asia) – CC Bank European Warrants Mar 2009	200,000,000	2007/09/28	2009/03/30	50.00
06082	Goldman Sachs SP (Asia) – China Tel European Wts Jun 2008	88,000,000	2007/09/28	2008/06/10	51.92
06083	Goldman Sachs SP (Asia) – CNOOC European Warrants Dec 2008	200,000,000	2007/09/28	2008/12/08	50.00
06078	Goldman Sachs SP (Asia) – CITIC Bank European Wts Aug 2008	60,000,000	2007/09/28	2008/08/11	52.80
04989	HK Bank – CC Bank European Warrants May 2008	288,000,000	2007/09/28	2008/05/30	195.84
04990	HK Bank – PICC European Warrants May 2008	288,000,000	2007/09/28	2008/05/30	72.00
04995	HK Bank – Sh Petrochem European Warrants May 2008	288,000,000	2007/09/28	2008/05/30	267.84

主板 認股權證

股份 代號	衍生權證	上市時之			集資金額 (百萬元)
		發行單位	上市日期	到期日	
04936	J P Morgan SP BV – China COSCO Euro Wts Oct 2008	338,000,000	2007/09/28	2008/10/30	221.05
06116	J P Morgan SP BV – Air China Euro Wts Dec 2008 B	388,000,000	2007/09/28	2008/12/29	116.40
06121	J P Morgan SP BV – Zijin Mining Euro Wts Jun 2008	288,000,000	2007/09/28	2008/06/30	74.88
06118	J P Morgan SP BV – SHK Ppt European Wts Dec 2008	388,000,000	2007/09/28	2008/12/29	100.49
06128	KBC Fin Products Int'l Ltd. – CC Bank European Wts Oct 2008	400,000,000	2007/09/28	2008/10/03	100.00
06131	KBC Fin Products Int'l Ltd. – CNOOC European Wts May 2008	400,000,000	2007/09/28	2008/05/02	100.00
06085	KBC Fin Products Int'l Ltd. – HSCEI European Wts Mar 2008 O	400,000,000	2007/09/28	2008/03/28	100.00
06090	KBC Fin Products Int'l Ltd. – HSCEI Euro Put Wts Mar 2008 P	400,000,000	2007/09/28	2008/03/28	100.00
06093	KBC Fin Products Int'l Ltd. – HSI European Wts Mar 2008 L	400,000,000	2007/09/28	2008/03/28	100.00
06098	KBC Fin Products Int'l Ltd. – HSI European Wts Mar 2008 M	400,000,000	2007/09/28	2008/03/28	100.00
06099	KBC Fin Products Int'l Ltd. – HSI Euro Put Wts Mar 2008 N	400,000,000	2007/09/28	2008/03/28	100.00
06112	KBC Fin Products Int'l Ltd. – HSI Euro Put Wts Mar 2008 O	400,000,000	2007/09/28	2008/03/28	100.00
04996	SGA Societe Generale Acceptance N.V. – CMob Eu Wt Dec 2008 B	500,000,000	2007/09/28	2008/12/17	125.00
06000	SGA Societe Generale Acceptance N.V. – CMob Eu Wt Mar 2008 F	300,000,000	2007/09/28	2008/03/31	432.00
06008	SGA Societe Generale Acceptance N.V. – CMob Eu Put Wt Mar08G	300,000,000	2007/09/28	2008/03/31	393.00
06009	SGA Societe Generale Acceptance N.V. – CNOOC Eur Wt Dec 2008	200,000,000	2007/09/28	2008/12/17	52.00
06013	SGA Societe Generale Acceptance N.V. – HSCEI Eur Wt Mar 08 J	200,000,000	2007/09/28	2008/03/28	50.00
06014	SGA Societe Generale Acceptance N.V. – HSCEI Eu Put Wt Mar08K	200,000,000	2007/09/28	2008/03/28	50.00
06015	SGA Societe Generale Acceptance N.V. – HSI Eur Wt Mar 2008 M	500,000,000	2007/09/28	2008/03/28	150.00
06019	SGA Societe Generale Acceptance N.V. – HSI Eur Wt Mar 2008 N	500,000,000	2007/09/28	2008/03/28	130.00
06022	SGA Societe Generale Acceptance N.V. – HSI Eur Wt Mar 2008 O	500,000,000	2007/09/28	2008/03/28	125.00
06023	SGA Societe Generale Acceptance N.V. – HSI Eur Wt Mar 2008 P	500,000,000	2007/09/28	2008/03/28	125.00
06024	SGA Societe Generale Acceptance N.V. – HSI Eur Wt Mar 2008 Q	500,000,000	2007/09/28	2008/03/28	125.00
06029	SGA Societe Generale Acceptance N.V. – HSI Eu Put Wt Mar 08R	500,000,000	2007/09/28	2008/03/28	125.00
06034	SGA Societe Generale Acceptance N.V. – HSI Eu Put Wt Mar 08S	500,000,000	2007/09/28	2008/03/28	125.00
06046	SGA Societe Generale Acceptance N.V. – HSI Eu Put Wt Mar 08T	500,000,000	2007/09/28	2008/03/28	132.50
06050	SGA Societe Generale Acceptance N.V. – HSI Eu Put Wt Mar 08U	500,000,000	2007/09/28	2008/03/28	142.50
04964	UBS AG – China Life European Warrants Oct 2008	300,000,000	2007/09/28	2008/10/13	114.00
04968	UBS AG – CNOOC European Warrants Dec 2008 B	300,000,000	2007/09/28	2008/12/18	75.00
04977	UBS AG – PICC European Warrants Dec 2008 B	300,000,000	2007/09/28	2008/12/18	75.00
01370 #	ABN AMRO Bank N.V. – BOCL European Warrants Dec 2007 C	200,000,000	2007/09/28	2007/12/17	87.00
05610 #	ABN AMRO Bank N.V. – Ch Comm Cons European Wts Feb 2008 B	420,000,000	2007/09/28	2008/02/04	78.12
05888 #	BNP Paribas Arbit Issu B.V. – BOC HK European Wts Mar 2008	300,000,000	2007/09/28	2008/03/03	39.00
09103 #	BNP Paribas Arbit Issu B.V. – BOCL European Wts Dec 2007	200,000,000	2007/09/28	2007/12/17	70.00
05599 #	Deutsche Bank AG – PetroChina European Warrants Nov 2008 A	1,000,000,000	2007/09/28	2008/11/10	247.00
01378 #	Goldman Sachs SP (Asia) – China Tel European Wts Dec 2007	162,000,000	2007/09/28	2007/12/17	23.49
05506 #	Goldman Sachs SP (Asia) – CM Bank European Wts Jan 2008 B	300,000,000	2007/09/28	2008/01/21	97.50
09792 #	Goldman Sachs SP (Asia) – PetroChina European Wts Dec 2007 B	162,000,000	2007/09/28	2007/12/31	72.09
05770 #	SGA Societe Generale Acceptance N.V. – Ch Life Eu Wt Mar 08C	500,000,000	2007/09/28	2008/03/10	405.00
01705 #	UBS AG – PetroChina European Warrants Aug 2008	500,000,000	2007/09/28	2008/08/28	235.00
總額					210,451.83

進一步發行

主板 債務證券

債券交易統計

		成交金額	
		外匯基金票據 (百萬港元)	市場總值 (百萬港元)
2006	第 3 季	—	2.55
	第 4 季	—	1.65
2007	第 1 季	—	3.54
	第 2 季	—	0.84
	第 3 季	—	1.28

債券面值

		發行數目	面值 (百萬港元)
2006	第 3 季	173	425,875.43
	第 4 季	180	435,470.23
2007	第 1 季	178	433,125.66
	第 2 季	175	420,525.54
	第 3 季	175	419,591.14

新上市統計 — 債券

		新上市債券數目	集資金額 (百萬港元)
2006	第 3 季	9	13,323.62
	第 4 季	12	20,124.21
2007	第 1 季	6	9,325.99
	第 2 季	7	21,630.18
	第 3 季	6	13,185.98

主板 債務證券

新上市債券

2007年第3季

股份 代號	債券	發行本金	上市日期	到期日	集資金額 (百萬港元)
01601	中油資源控股有限公司0.5%可換股債券2012年	HKD 200,000,000	2007/07/04	2012/07/03	200.00
01602	恒生銀行有限公司浮息後償票據2017年	USD 300,000,000	2007/07/06	2017/07/05	2,336.91
01519	Cherating Capital Ltd. Peri Pay Exchangeable Trust Cert 2012	USD 850,000,000	2007/07/06	2012/07/05	6,630.00
04168	香港金融管理局4.25%外匯基金票據2009年	HKD 1,200,000,000	2007/08/15	2009/08/17	1,205.56
04169	香港金融管理局4.65%外匯基金票據2022年	HKD 600,000,000	2007/08/30	2022/08/29	608.22
04142 #	香港金融管理局3.79%外匯基金票據2010年	HKD 1,200,000,000	2007/09/17	2010/09/20	1,197.00
04170	香港金融管理局4.20%外匯基金票據2012年	HKD 1,000,000,000	2007/09/18	2012/09/17	1,008.20
總額					13,185.89

進一步發行

主板 單位信託及互惠基金

單位信託及互惠基金交易統計

		交易所		房地產投資		合計	佔市場 百份比
		買賣基金 (ETF)	信託基金 (REITs)	其他	信託基金		
		(百萬港元)	(百萬港元)	(百萬港元)	(百萬港元)	(百萬港元)	(百萬港元)
2006	第3季	11,032.74	8,629.10	—	—	19,661.83	1.16
	第4季	17,060.73	9,254.24	—	—	26,314.97	0.97
2007	第1季	31,096.91	13,303.84	—	—	44,400.75	1.36
	第2季	35,370.10	10,725.14	—	—	46,095.24	1.20
	第3季	44,168.17	14,031.46	10,132.74	—	68,332.38	1.12

註：只包括港元之成交金額。

單位信託及互惠基金市值

		交易所		房地產投資		其他		合計	
		發行數目	買賣基金 (ETF)	發行數目	信託基金 (REIT)	發行數目	(百萬港元)	發行數目	(百萬港元)
		(百萬港元)	(百萬港元)	(百萬港元)	(百萬港元)	(百萬港元)	(百萬港元)	(百萬港元)	(百萬港元)
2006	第3季	8	69,999.80	4	50,956.33	1	—	13	120,956.12
	第4季	9	73,484.31	5	53,057.24	1	—	15	126,541.55
2007	第1季	9	74,975.96	6	69,501.49	1	—	16	144,477.45
	第2季	16	81,938.16	7	68,468.86	1	—	24	150,407.02
	第3季	17	99,014.35	7	67,040.15	2	5,028.22	26	171,082.73

新上市統計－單位信託及互惠基金

		新上市單位信託 及互惠基金數目		集資金額(百萬港元)
		數目	數目	
2006	第3季	—	—	—
	第4季	2	—	2,717.96
2007	第1季	1	—	2,450.75
	第2季	8	—	2,245.19
	第3季	2	—	3,719.10

主板 單位信託及互惠基金

新上市單位信託及互惠基金

2007年第3季

股份代號	單位信託及互惠基金	基金經理	發行價 (港元)	集資金額 (百萬港元)	上市日期
02827	標智滬深300中國指數基金	BOCI-Prudential Asset Management Ltd.	n.a.	n.a.	2007/07/17
00820	滙豐中國翔龍基金	HSBC Investments (Hong Kong) Ltd.	10.000	3,719.10	2007/07/20

主板 可收回牛熊證

牛熊證交易統計

		數目	牛熊證市價總值 (百萬港元)	交易總額 (百萬港元)
2006	第 3 季	35	2,001.51	5,696.94
	第 4 季	24	1,782.10	5,434.17
2007	第 1 季	41	2,510.75	4,887.08
	第 2 季	37	2,476.60	5,381.01
	第 3 季	62	8,911.10	15,694.50

新上市牛熊證統計

		新上市牛熊證數目	集資金額(百萬港元)
2006	第 3 季	29	1,218.55
	第 4 季	43	1,963.02
2007	第 1 季	45	2,000.20
	第 2 季	29	1,367.20
	第 3 季	111	7,632.40

主板 可收回牛熊證

新上市牛熊證

2007年第3季

股份代號	牛熊證	上市時之發行單位	上市日期	到期日	集資金額 (百萬港元)
06355	UBS AG - HSCEI R Bull CBBC Mar 2008 A	150,000,000	2007/07/13	2008/03/28	52.50
06356	UBS AG - HSCEI R Bull CBBC Mar 2008 B	150,000,000	2007/07/13	2008/03/28	37.50
06359	UBS AG - HSCEI R Bear CBBC Mar 2008 C	150,000,000	2007/07/13	2008/03/28	67.50
06360	UBS AG - HSCEI R Bear CBBC Mar 2008 D	150,000,000	2007/07/13	2008/03/28	82.50
06357	UBS AG - HSI R Bull CBBC Mar 2008 A	200,000,000	2007/07/13	2008/03/28	70.00
06358	UBS AG - HSI R Bull CBBC Mar 2008 B	200,000,000	2007/07/13	2008/03/28	50.00
06361	UBS AG - HSI R Bear CBBC Mar 2008 C	200,000,000	2007/07/13	2008/03/28	60.00
06362	UBS AG - HSI R Bear CBBC Mar 2008 D	200,000,000	2007/07/13	2008/03/28	80.00
06364	ABN AMRO Bank N.V. - HSCEI R Bull CBBC Feb 2008 A	100,000,000	2007/07/16	2008/02/28	25.30
06367	ABN AMRO Bank N.V. - HSCEI R Bear CBBC Feb 2008 B	100,000,000	2007/07/16	2008/02/28	26.40
06368	ABN AMRO Bank N.V. - HSCEI R Bear CBBC Feb 2008 C	100,000,000	2007/07/16	2008/02/28	25.00
06363	ABN AMRO Bank N.V. - HSI R Bull CBBC Feb 2008 A	100,000,000	2007/07/16	2008/02/28	30.90
06365	ABN AMRO Bank N.V. - HSI R Bear CBBC Feb 2008 B	100,000,000	2007/07/16	2008/02/28	25.40
06366	ABN AMRO Bank N.V. - HSI R Bear CBBC Feb 2008 C	100,000,000	2007/07/16	2008/02/28	25.30
06371	ABN AMRO Bank N.V. - HSCEI R Bear CBBC Feb 2008 D	100,000,000	2007/07/20	2008/02/28	33.30
06372	ABN AMRO Bank N.V. - HSCEI R Bear CBBC Feb 2008 E	100,000,000	2007/07/20	2008/02/28	28.30
06369	ABN AMRO Bank N.V. - HSI R Bear CBBC Feb 2008 D	100,000,000	2007/07/20	2008/02/28	25.00
06370	ABN AMRO Bank N.V. - HSI R Bear CBBC Feb 2008 E	100,000,000	2007/07/20	2008/02/28	26.90
06373	UBS AG - HSI R Bull CBBC Mar 2008 E	300,000,000	2007/07/23	2008/03/28	84.00
06377	UBS AG - HSI R Bear CBBC Mar 2008 F	300,000,000	2007/07/23	2008/03/28	99.00
06374	UBS AG - HSCEI R Bull CBBC Mar 2008 E	200,000,000	2007/07/23	2008/03/28	50.00
06294 #	ABN AMRO Bank N.V. - HSI R Bear CBBC Dec 2007 A	100,000,000	2007/07/30	2007/12/28	18.00
06375	Deutsche Bank AG - HSI R Bear CBBC Dec 2007 A	200,000,000	2007/08/02	2007/12/28	38.00
06376	UBS AG - HSI R Bull CBBC Apr 2008 A	300,000,000	2007/08/02	2008/04/29	75.00
06380	UBS AG - HSI R Bear CBBC Apr 2008 B	300,000,000	2007/08/02	2008/04/29	120.00
06378	UBS AG - HSI R Bear CBBC Apr 2008 C	300,000,000	2007/08/06	2008/04/29	75.00
06379	ABN AMRO Bank N.V. - HSI R Bear CBBC Mar 2008 A	100,000,000	2007/08/08	2008/03/28	26.80
06381	ABN AMRO Bank N.V. - HSI R Bear CBBC Mar 2008 B	100,000,000	2007/08/08	2008/03/28	31.60
06382	UBS AG - HSI R Bear CBBC Apr 2008 D	300,000,000	2007/08/13	2008/04/29	75.00
06384	Deutsche Bank AG - HSI R Bull CBBC Feb 2008 A	200,000,000	2007/08/14	2008/02/28	42.00
06385	Deutsche Bank AG - HSI R Bear CBBC Mar 2008 A	200,000,000	2007/08/14	2008/03/28	50.00
06383	UBS AG - HSCEI R Bear CBBC Apr 2008 A	200,000,000	2007/08/14	2008/04/29	60.00
06356 #	UBS AG - HSCEI R Bull CBBC Mar 2008 B	250,000,000	2007/08/17	2008/03/28	42.50
06336 #	UBS AG - HSI R Bull CBBC Jan 2008 B	300,000,000	2007/08/22	2008/01/30	66.00
06388	ABN AMRO Bank N.V. - HSCEI R Bull CBBC Feb 2008 F	100,000,000	2007/08/23	2008/02/28	29.10
06386	ABN AMRO Bank N.V. - HSI R Bull CBBC Feb 2008 F	100,000,000	2007/08/23	2008/02/28	38.90
06387	ABN AMRO Bank N.V. - HSI R Bull CBBC Feb 2008 G	100,000,000	2007/08/23	2008/02/28	33.20
06390	UBS AG - HSI R Bear CBBC Apr 2008 E	300,000,000	2007/08/23	2008/04/29	135.00
06389	UBS AG - HSCEI R Bear CBBC Apr 2008 B	200,000,000	2007/08/23	2008/04/29	80.00
06395	ABN AMRO Bank N.V. - HSCEI R Bull CBBC Jul 2008 C	100,000,000	2007/08/24	2008/07/30	31.60
06396	ABN AMRO Bank N.V. - HSCEI R Bull CBBC Jul 2008 D	100,000,000	2007/08/24	2008/07/30	55.80
06391	ABN AMRO Bank N.V. - HSI R Bull CBBC Jul 2008 D	100,000,000	2007/08/24	2008/07/30	56.80
06392	ABN AMRO Bank N.V. - HSI R Bull CBBC Jul 2008 E	100,000,000	2007/08/24	2008/07/30	62.50

主板 可收回牛熊證

股份代號	牛熊證	上市時之發行單位	上市日期	到期日	集資金額 (百萬港元)
06393	ABN AMRO Bank N.V. - HSI R Bull CBBC Jul 2008 F	100,000,000	2007/08/24	2008/07/30	54.60
06394	ABN AMRO Bank N.V. - HSI R Bear CBBC Jul 2008 G	100,000,000	2007/08/24	2008/07/30	32.90
06397	UBS AG - HSCEI R Bull CBBC Apr 2008 C	200,000,000	2007/08/24	2008/04/29	90.00
06398	UBS AG - HSCEI R Bull CBBC Apr 2008 D	200,000,000	2007/08/24	2008/04/29	70.00
06399	UBS AG - HSCEI R Bull CBBC Apr 2008 E	200,000,000	2007/08/24	2008/04/29	50.00
06403	UBS AG - HSCEI R Bear CBBC Apr 2008 F	200,000,000	2007/08/24	2008/04/29	70.00
06404	UBS AG - HSCEI R Bear CBBC Apr 2008 G	200,000,000	2007/08/24	2008/04/29	90.00
06400	UBS AG - HSI R Bull CBBC Apr 2008 F	300,000,000	2007/08/24	2008/04/29	135.00
06401	UBS AG - HSI R Bull CBBC Apr 2008 G	300,000,000	2007/08/24	2008/04/29	105.00
06402	UBS AG - HSI R Bull CBBC Apr 2008 H	300,000,000	2007/08/24	2008/04/29	75.00
06405	UBS AG - HSI R Bear CBBC Apr 2008 I	300,000,000	2007/08/24	2008/04/29	105.00
06406	UBS AG - HSI R Bear CBBC Apr 2008 J	300,000,000	2007/08/24	2008/04/29	135.00
06407	Deutsche Bank AG - HSI R Bull CBBC Mar 2008 B	200,000,000	2007/08/27	2008/03/28	50.00
06408	UBS AG - HSCEI R Bull CBBC Apr 2008 H	200,000,000	2007/08/27	2008/04/29	90.00
06409	UBS AG - HSCEI R Bull CBBC Apr 2008 I	200,000,000	2007/08/27	2008/04/29	70.00
06410	UBS AG - HSI R Bull CBBC Apr 2008 K	300,000,000	2007/08/27	2008/04/29	120.00
06411	UBS AG - HSI R Bull CBBC Apr 2008 L	300,000,000	2007/08/27	2008/04/29	90.00
06412	UBS AG - HSCEI R Bull CBBC Apr 2008 J	200,000,000	2007/08/29	2008/04/29	60.00
06413	UBS AG - HSI R Bull CBBC Apr 2008 M	300,000,000	2007/08/29	2008/04/29	90.00
06414	UBS AG - HSCEI R Bull CBBC Apr 2008 K	200,000,000	2007/08/30	2008/04/29	70.00
06415	UBS AG - HSI R Bull CBBC Apr 2008 N	300,000,000	2007/08/30	2008/04/29	105.00
06416	UBS AG - HSI R Bull CBBC Apr 2008 O	300,000,000	2007/08/30	2008/04/29	90.00
06417	UBS AG - HSCEI R Bear CBBC Apr 2008 L	200,000,000	2007/09/03	2008/04/29	80.00
06421	UBS AG - HSCEI R Bull CBBC Apr 2008 M	200,000,000	2007/09/03	2008/04/29	70.00
06418	UBS AG - HSI R Bear CBBC Apr 2008 P	300,000,000	2007/09/03	2008/04/29	135.00
06422	UBS AG - HSI R Bull CBBC Apr 2008 Q	300,000,000	2007/09/03	2008/04/29	75.00
06423	UBS AG - HSCEI R Bull CBBC Apr 2008 O	200,000,000	2007/09/04	2008/04/29	64.00
06419	UBS AG - HSCEI R Bear CBBC Apr 2008 N	200,000,000	2007/09/04	2008/04/29	90.00
06420	ABN AMRO Bank N.V. - DJIA R Bull CBBC Jun 2008 A	100,000,000	2007/09/06	2008/06/20	215.80
06424	ABN AMRO Bank N.V. - DJIA R Bear CBBC Jun 2008 B	100,000,000	2007/09/06	2008/06/20	133.50
06425	UBS AG - HSI R Bull CBBC May 2008 A	300,000,000	2007/09/10	2008/05/29	75.00
06426	UBS AG - HSCEI R Bull CBBC May 2008 A	200,000,000	2007/09/10	2008/05/29	50.00
06370 #	ABN AMRO Bank N.V. - HSI R Bear CBBC Feb 2008 E	100,000,000	2007/09/11	2008/02/28	19.00
06430	ABN AMRO Bank N.V. - HSCEI R Bull CBBC Jul 2008 E	100,000,000	2007/09/12	2008/07/30	32.40
06431	ABN AMRO Bank N.V. - HSCEI R Bull CBBC Jul 2008 F	100,000,000	2007/09/12	2008/07/30	39.70
06435	ABN AMRO Bank N.V. - HSCEI R Bear CBBC Jul 2008 G	100,000,000	2007/09/12	2008/07/30	25.20
06436	ABN AMRO Bank N.V. - HSCEI R Bear CBBC Jul 2008 H	100,000,000	2007/09/12	2008/07/30	29.60
06428	ABN AMRO Bank N.V. - HSI R Bull CBBC Jul 2008 H	100,000,000	2007/09/12	2008/07/30	30.70
06429	ABN AMRO Bank N.V. - HSI R Bull CBBC Jul 2008 I	100,000,000	2007/09/12	2008/07/30	37.30
06432	ABN AMRO Bank N.V. - HSI R Bear CBBC Jul 2008 J	100,000,000	2007/09/12	2008/07/30	27.40
06433	ABN AMRO Bank N.V. - HSI R Bear CBBC Jul 2008 K	100,000,000	2007/09/12	2008/07/30	33.20
06434	ABN AMRO Bank N.V. - HSI R Bear CBBC Jul 2008 L	100,000,000	2007/09/12	2008/07/30	37.40
06427	UBS AG - HSCEI R Bear CBBC May 2008 B	200,000,000	2007/09/12	2008/05/29	90.00
06437	Deutsche Bank AG - HSI R Bull CBBC Mar 2008 C	400,000,000	2007/09/14	2008/03/28	102.00
06438	Deutsche Bank AG - HSI R Bear CBBC Apr 2008 A	400,000,000	2007/09/14	2008/04/29	104.00

主板 可收回牛熊證

股份代號	牛熊證	上市時之發行單位	上市日期	到期日	集資金額 (百萬港元)
06440	Deutsche Bank AG - HSI R Bull CBBC Mar 2008 D	400,000,000	2007/09/21	2008/03/28	102.00
06441	Deutsche Bank AG - HSI R Bear CBBC May 2008 A	400,000,000	2007/09/21	2008/05/29	100.00
06439	UBS AG - HSI R Bull CBBC May 2008 B	300,000,000	2007/09/21	2008/05/29	90.00
06443	UBS AG - HSI R Bear CBBC May 2008 C	300,000,000	2007/09/21	2008/05/29	120.00
06442	UBS AG - HSI R Bull CBBC May 2008 D	300,000,000	2007/09/24	2008/05/29	90.00
06444	UBS AG - HSCEI R Bull CBBC May 2008 C	200,000,000	2007/09/24	2008/05/29	50.00
06446	UBS AG - HSI R Bear CBBC May 2008 E	300,000,000	2007/09/24	2008/05/29	120.00
06447	UBS AG - HSI R Bear CBBC May 2008 F	300,000,000	2007/09/24	2008/05/29	150.00
06448	ABN AMRO Bank N.V. - HSCEI R Bull CBBC Jul 2008 I	100,000,000	2007/09/25	2008/07/30	27.80
06452	ABN AMRO Bank N.V. - HSCEI R Bear CBBC Jul 2008 J	100,000,000	2007/09/25	2008/07/30	26.10
06453	ABN AMRO Bank N.V. - HSCEI R Bear CBBC Jul 2008 K	100,000,000	2007/09/25	2008/07/30	27.00
06445	ABN AMRO Bank N.V. - HSI R Bull CBBC Jul 2008 M	100,000,000	2007/09/25	2008/07/30	31.40
06449	ABN AMRO Bank N.V. - HSI R Bear CBBC Jul 2008 N	100,000,000	2007/09/25	2008/07/30	26.70
06450	ABN AMRO Bank N.V. - HSI R Bear CBBC Jul 2008 O	100,000,000	2007/09/25	2008/07/30	27.20
06451	ABN AMRO Bank N.V. - HSI R Bear CBBC Jul 2008 P	100,000,000	2007/09/25	2008/07/30	26.70
06458	UBS AG - HSCEI R Bull CBBC May 2008 F	200,000,000	2007/09/27	2008/05/29	50.00
06454	UBS AG - HSCEI R Bear CBBC May 2008 D	200,000,000	2007/09/27	2008/05/29	70.00
06455	UBS AG - HSCEI R Bear CBBC May 2008 E	200,000,000	2007/09/27	2008/05/29	90.00
06459	UBS AG - HSI R Bull CBBC May 2008 I	300,000,000	2007/09/27	2008/05/29	90.00
06456	UBS AG - HSI R Bear CBBC May 2008 G	300,000,000	2007/09/27	2008/05/29	150.00
06457	UBS AG - HSI R Bear CBBC May 2008 H	300,000,000	2007/09/27	2008/05/29	165.00
06464	ABN AMRO Bank N.V. - HSCEI R Bear CBBC Jul 2008 L	100,000,000	2007/09/28	2008/07/30	39.10
06460	ABN AMRO Bank N.V. - HSI R Bear CBBC Jul 2008 Q	100,000,000	2007/09/28	2008/07/30	42.90
06461	ABN AMRO Bank N.V. - HSI R Bear CBBC Jul 2008 R	100,000,000	2007/09/28	2008/07/30	62.90
06462	ABN AMRO Bank N.V. - HSI R Bear CBBC Jul 2008 S	100,000,000	2007/09/28	2008/07/30	51.90
06463	ABN AMRO Bank N.V. - HSI R Bear CBBC Jul 2008 T	100,000,000	2007/09/28	2008/07/30	64.40
06465	Deutsche Bank AG - HSI R Bear CBBC Apr 2008 B	200,000,000	2007/09/28	2008/04/29	50.00
總額					7,632.40

進一步發行

主板股票掛鈎票據／非上市可交易股份

股票掛鈎票據交易統計

		發行數目	成交金額(百萬港元)
2006	第3季	—	—
	第4季	—	—
2007	第1季	—	—
	第2季	—	—
	第3季	—	—

Nasdaq 股份交易統計

		發行數目	成交金額(百萬港元)
2006	第3季	7	6.00
	第4季	7	4.35
2007	第1季	7	2.88
	第2季	7	5.07
	第3季	7	5.91

iShares 股份交易統計

		發行數目	成交金額(百萬港元)
2006	第3季	2	0.00
	第4季	2	0.00
2007	第1季	2	0.00
	第2季	2	0.00
	第3季	2	0.07

創業板 股份

股份成交－創業板

		股數 (百萬股)	金額 (百萬港元)	成交宗數
2006	第 3 季	11,928.67	8,747.10	234,288
	第 4 季	13,275.64	10,793.14	257,814
2007	第 1 季	33,726.77	19,053.88	435,944
	第 2 季	77,226.99	52,484.46	1,020,884
	第 3 季	82,182.17	54,551.65	1,107,868

創業板股份交易統計

		交易日數	每日平均成交金額 (百萬港元)	平均每宗交易 成交金額
2006	第 3 季	65	134.57	37,335
	第 4 季	61	176.94	41,864
2007	第 1 季	62	307.32	43,707
	第 2 季	59	889.57	51,411
	第 3 季	63	865.90	49,240

20種升幅最大之創業板股份

2007年第3季

順次	股份代號	股份	收市價		升幅
			2007年9月底	2007年6月底	
1	08272	百富國際	21.600	0.570	3,689.47
2	08253	天元鋁業	1.260	0.148	751.35
3	08211	浙江永隆實業	2.120	0.370	472.97
4	08029	嘉利福	1.640	0.450	264.44
5	08066	錯聯科技	1.170	0.350	234.29
6	08198	威發系統	1.280	0.385	232.47
7	08167	天下媒體	0.900	0.280	221.43
8	08071	光彩未來集團	0.340	0.112A	203.57
9	08225	萬全科技藥業	1.800	0.660	172.73
10	08192	環球工程	2.060	0.770	167.53
11	08101	匯盈控股	4.480	1.970	127.41
12	08026	長達科技	0.850	0.390	117.95
13	08182	環能國際	2.910	1.350A	115.56
14	08299	易盈科技	1.390	0.650	113.85
15	08250	確思醫藥	0.570	0.270	111.11
16	08236	寶德科技	0.405	0.196A	106.63
17	08050	FLEXSYSTEM	0.600	0.315	90.48
18	08131	辰罡科技	0.450	0.241	86.72
19	08137	JESSICA	0.720	0.400	80.00
20	08058	羅欣藥業	4.100	2.390	71.55

A 經調整

創業板 股份

20種跌幅最大之創業板股份

2007年第3季

順次	股份代號	股份	收市價		升幅
			2007年9月底	2007年6月底	
1	08173	智庫媒體	0.085	0.229	-62.88
2	08165	華普智通	0.500	1.200	-58.33
3	08089	中國鐵路貨運	8.200	16.700	-50.90
4	08011	建星環保紙品	0.203	0.405	-49.88
5	08063	卓施金網	0.125	0.248	-49.60
6	08090	美聯工商舖	0.101	0.200	-49.50
7	08116	優能數碼	0.355	0.700	-49.29
8	08028	天時軟件	0.153	0.300	-49.00
9	08046	老虎科技	0.710	1.370	-48.18
10	08158	邦盟匯駿	0.178	0.338A	-47.34
11	08138	康健國際	0.128	0.243A	-47.33
12	08103	泰盛國際控股	0.550	1.040	-47.12
13	08171	思拓通訊	0.280	0.510	-45.10
14	08079	變靚D控股	0.079	0.140A	-43.57
15	08143	華夏醫療	0.248	0.420	-40.95
16	08197	東北虎藥業	0.182	0.305	-40.33
17	08279	亞博科技控股	1.060	1.760	-39.77
18	08092	ITE HOLDINGS	0.100	0.166	-39.76
19	08032	大中華科技	0.088	0.146	-39.73
20	08166	藍帆科技	0.194	0.320	-39.38

A 經調整

創業板 股份

20種成交最活躍創業板股份(金額)

2007年第3季

順次	股份代號	股份	成交金額(百萬港元)	佔市場百分比
1	08063	卓施金網	3,577.17	6.56
2	08239	M P 物流	3,419.15	6.27
3	08138	康健國際	2,790.22	5.11
4	08089	中國鐵路貨運	2,738.74	5.02
5	08182	環能國際	2,363.56	4.33
6	08178	衝浪平台軟件	2,315.93	4.25
7	08011	建星環保紙品	1,857.13	3.40
8	08199	威高股份	1,450.66	2.66
9	08101	匯盈控股	1,419.37	2.60
10	08112	弘海有限公司	1,364.06	2.50
11	08186	神州醫療	1,272.79	2.33
12	08161	華彩控股	1,215.06	2.23
13	08276	世紀陽光	1,214.17	2.23
14	08046	老虎科技	1,052.01	1.93
15	08277	物美商業	1,006.91	1.85
16	08029	嘉利福	994.27	1.82
17	08117	中國基礎資源	931.53	1.71
18	08002	鳳凰衛視	905.12	1.66
19	08128	國訊國際	881.73	1.62
20	08158	邦盟匯駿	867.46	1.59
總額			33,637.04	61.66

創業板 股份

20種成交最活躍創業板股份(股數)

2007年第3季

順次	股份代號	股份	成交股數(百萬股)	佔市場百分比
1	08138	康健國際	12,469.27	15.17
2	08063	卓施金網	11,863.50	14.44
3	08011	建星環保紙品	4,862.93	5.92
4	08079	變靚D控股	3,727.47	4.54
5	08178	衝浪平台軟件	2,922.51	3.56
6	08239	M P 物流	2,538.20	3.09
7	08128	國訊國際	2,369.60	2.88
8	08090	美聯工商舖	2,199.15	2.68
9	08117	中國基礎資源	2,196.70	2.67
10	08091	環球實業科技	1,953.00	2.38
11	08186	神州醫療	1,950.05	2.37
12	08029	嘉利福	1,613.41	1.96
13	08129	九方科技	1,613.16	1.96
14	08276	世紀陽光	1,081.17	1.32
15	08071	光彩未來集團	1,051.46	1.28
16	08250	確思醫藥	1,025.93	1.25
17	08172	GOLIFE CONCEPTS	894.36	1.09
18	08220	中國豐達	850.35	1.03
19	08161	華彩控股	806.38	0.98
20	08136	全美國際	797.78	0.97
總數			58,786.37	71.53

創業板公司市價總值

截至季末

		百萬港元
2006	第3季	77,829.34
	第4季	88,885.43
2007	第1季	108,727.59
	第2季	150,189.65
	第3季	150,850.17

創業板 股份

50間市價總值最大之上市公司－創業板

截至2007年第3季季末

順次	股份代號	公司	市價總值 (百萬港元)	佔市場總值 (%)
1	08002	鳳凰衛視控股有限公司	8,609.14	5.71
2	08199	山東威高集團醫用高分子製品股份有限公司 - H股	6,934.10	4.60
3	08161	華彩控股有限公司	6,691.31	4.44
4	08222	長江生命科技集團有限公司	6,343.31	4.21
5	08182	環能國際控股有限公司	6,336.22	4.20
6	08180	金衛醫療科技有限公司	5,419.12	3.59
7	08272	百富國際有限公司	4,320.00	2.86
8	08089	中國鐵路貨運有限公司	4,012.37	2.66
9	08277	北京物美商業集團股份有限公司 - H股	3,951.23	2.62
10	08279	亞博科技控股有限公司	3,793.57	2.51
11	08271	環球數碼創意控股有限公司	3,687.63	2.44
12	08178	衝浪平台軟件國際有限公司	3,598.91	2.39
13	08005	裕興科技控股有限公司	2,614.49	1.73
14	08052	利亞零售有限公司	2,491.39	1.65
15	08117	中國基礎資源控股有限公司	2,464.66	1.63
16	08008	新意網集團有限公司	2,315.89	1.54
17	08206	神州奧美網絡(國際)有限公司	2,251.62	1.49
18	08070	中裕燃氣控股有限公司	2,199.09	1.46
19	08138	康健國際控股有限公司	2,145.40	1.42
20	08276	世紀陽光生態科技控股有限公司	2,071.05	1.37
21	08149	埃謨國際集團有限公司	1,930.52	1.28
22	08029	嘉利福控股有限公司	1,918.64	1.27
23	08006	中華網科技公司	1,861.98	1.23
24	08239	MP物流國際控股有限公司	1,804.80	1.20
25	08118	國際娛樂有限公司	1,709.78	1.13
26	08216	中軟國際有限公司	1,551.43	1.03
27	08069	北京同仁堂科技發展股份有限公司 - H股	1,536.83	1.02
28	08108	名家國際控股有限公司	1,527.56	1.01
29	08201	中國消防企業集團控股有限公司	1,484.60	0.98
30	08136	田生集團有限公司	1,405.68	0.93
31	08101	匯盈控股有限公司	1,381.44	0.92
32	08259	烟台北方安德利果汁股份有限公司 - H股	1,302.53	0.86
33	08245	北京京客隆商業集團股份有限公司 - H股	1,214.40	0.81
34	08212	問博控股有限公司	1,171.54	0.78
35	08061	光亞有限公司	1,109.15	0.74
36	08112	弘海有限公司	1,041.94	0.69
37	08230	深圳市東江環保股份有限公司 - H股	1,031.82	0.68
38	08241	安徽天大石油管材股份有限公司 - H股	1,008.77	0.67
39	08211	浙江永隆實業股份有限公司 - H股	1,008.06	0.67
40	08122	時富金融服務集團有限公司	993.98	0.66
41	08011	建星環保紙品控股有限公司	989.63	0.66
42	08085	新醫藥控股有限公司	910.09	0.60
43	08202	匯創控股有限公司	860.76	0.57
44	08090	美聯工商舖有限公司	838.30	0.56
45	08088	亞科資本有限公司	781.93	0.52
46	08220	中國豐達電子集團有限公司	779.98	0.52
47	08129	九方科技控股有限公司	776.97	0.52
48	08285	研祥智能科技股份有限公司 - H股	764.71	0.51
49	08053	A & K教育軟件控股有限公司	752.25	0.50
50	08290	天津天聯公用事業股份有限公司 - H股	693.00	0.46
總額			118,393.55	78.48
市場總值			150,850.17	100.00

創業板 股份

新上市統計－創業板公司

		新上市公司數目	集資金額(百萬港元)
2006	第3季	1	683.10
	第4季	1	502.71
2007	第1季	—	—
	第2季	—	—
	第3季	—	—

創業板新上市公司

2007年第3季

股份代號	公司名稱	上市日期	已發行股數	集資金額 (百萬港元)
NIL				
總額				—

除牌上市公司－創業板

2007年第3季

股份代號	公司名稱	最後買賣日期	除牌日期
08073	才庫媒體集團有限公司	2007/07/20	2007/07/23
08282	TOM在線有限公司	2007/08/27	2007/09/03

創業板公司名稱更改

2007年第3季

股份代號	原有名稱	新名稱	生效日期	採用日期
08090	EVI教育亞洲有限公司	美聯工商舖有限公司	2007/06/06	2007/07/16
08251	上海棟華石油化工股份有限公司－H股*	上海棟華石油化工股份有限公司－H股	2007/07/18	2007/07/26
08089	寶訊科技控股有限公司	中國鐵路貨運有限公司	2007/06/22	2007/07/31
08029	嘉利盈融資集團有限公司	嘉利福控股有限公司	2007/05/28	2007/08/06
08130	銀河映像控股有限公司	采藝多媒體控股有限公司	2007/08/02	2007/08/15
08285	深圳市研祥智能科技股份有限公司－H股	研祥智能科技股份有限公司－H股	2007/08/22	2007/08/22
08136	全美國際控股有限公司	田生集團有限公司	2007/07/26	2007/09/05

* 祇改英文名稱

祇改中文名稱

創業板 股份

創業板紅股／紅利認股權證

2007年第3季

股份代號	公司	詳情	除淨日
08138	康健國際控股有限公司	1送2	2007/07/19
08287	南京三寶科技股份有限公司－H股	10送15	2007/07/24
		資本化發行10送5	
08017	百齡國際(控股)有限公司	每供1股送1股紅股	2007/07/27
08079	變靚D控股有限公司	10股(拆細後)送2股	2007/08/14
08158	邦盟匯駿國際有限公司	1送3	2007/08/29
08236	深圳市寶德科技股份有限公司－H股	10送15	2007/09/06
08259	烟台北方安德利果汁股份有限公司－H股	5送6	2007/09/20

創業板股份拆細及合併

2007年第3季

股份代號	公司	詳情	生效日期
08129	九方科技控股有限公司	1股分拆為4股	2007/07/03
08161	華彩控股有限公司	1股分拆為4股	2007/08/07
08079	變靚D控股有限公司	1股分拆為2股	2007/08/09
08071	光彩未來集團有限公司	1股分拆為20股	2007/08/23
08182	環能國際控股有限公司	1股分拆為2股	2007/08/29
08108	名家國際控股有限公司	1股分拆為2股	2007/09/13

創業板供股／公開售股

2007年第3季

月份	股份代號	公司名稱	比率	集資金額 (百萬港元)
7月	08055	乾坤燭國際控股有限公司	公開售股5供2，每股供0.2港元	11.91
8月	08118	國際娛樂有限公司	股權1供4，每股供1.5港元	1,414.99
	08017	百齡國際(控股)有限公司	股權1供1，每股供0.13港元 (另每供1股送1股股份)	39.39
9月	08119	即時科研集團有限公司	公開售股2供1，每股供0.10港元	34.85
總額				1,501.14

創業板 股份

股份配售*

月份	股份代號	公司名稱	配售股份數目	配售價 (港元)	集資金額 (百萬港元)
2007					
5月 **	08199	威高股份	30,000,000	13.620	408.60
6月 **	08279	亞博科技控股	339,460,000	1.770	600.84
	08206	神州奧美網絡	20,000,000	2.700	54.00
	08089	中國鐵路貨運	49,766,000	13.000	646.96
	08089	中國鐵路貨運	11,148,000	14.000	156.07
	08055	乾坤燭國際	29,584,000	0.355	10.50
	08069	同仁堂科技	1,320,000	18.380	24.26
	08138	康健國際	320,000,000	0.610	195.20
	08063	卓施金網	550,000,000	0.200	110.00
	08091	環球實業科技	153,330,000	0.198	30.36
	08091	環球實業科技	46,000,000	0.210	9.66
	08021	匯隆控股	31,000,000	0.238	7.38
7月	08079	變靚D控股	101,000,000	0.221	22.32
	08153	中國3C集團	62,500,000	1.140	71.25
	08270	中國聯盛	94,600,000	0.770	72.84
	08220	中國豐達	1,800,000,000	0.017	30.60
	08250	確思醫藥	74,836,000	0.170	12.72
	08149	埃謨國際	53,468,000	5.800	310.11
	08182	環能國際	179,091,000	2.550	456.68
	08086	易寶	96,048,000	0.160	15.37
	08271	環球數碼創意	72,000,000	2.700	194.40
	08165	華普智通	350,000,000	0.100	35.00
	08139	昌興國際	27,800,000	0.840	23.35
	08200	修身堂	159,980,000	0.180	28.80
	08101	匯盈控股	50,680,000	2.200	111.50
	08259	安德利果汁	130,000,000	1.180	153.40
8月	08066	鐳聯科技	50,000,000	0.670	33.50
	08112	弘海有限公司	70,592,000	2.790	196.95
	08029	嘉利福	194,700,000	0.275	53.54
	08293	錦恒汽車安全	40,000,000	1.600	64.00
	08136	全美國際	368,500,000	0.730	269.01
	08186	神州醫療	167,000,000	0.690	115.23
	08256	金利通	2,500,000	0.400	1.00
	08065	中國海景	20,250,000	0.920	18.63
9月	08192	環球工程	127,000,000	0.010	1.27
總額					4,545.31

* 由於資料呈報之時差，本表所列乃為該季度臨時之股份配售數據。

** 前季度之補充資料。

創業板 認股權證

認股權證交易及市價總值統計－創業板

		數目	成交金額(百萬港元)	市價總值(百萬港元)
2006	第3季	0	—	—
	第4季	1	0.31	10.61
2007	第1季	2	9.24	59.56
	第2季	2	8.51	97.00
	第3季	3	7.59	154.47

創業板新上市股份認股權證

2007年第3季

股份代號	股份認股權證	上市時之發行金額(港元)	上市日期	到期日	集資金額(百萬港元)
08359	新醫藥控股有限公司 2010年認股權證	90,256,667	2007/07/04	2010/06/30	—
總額					—

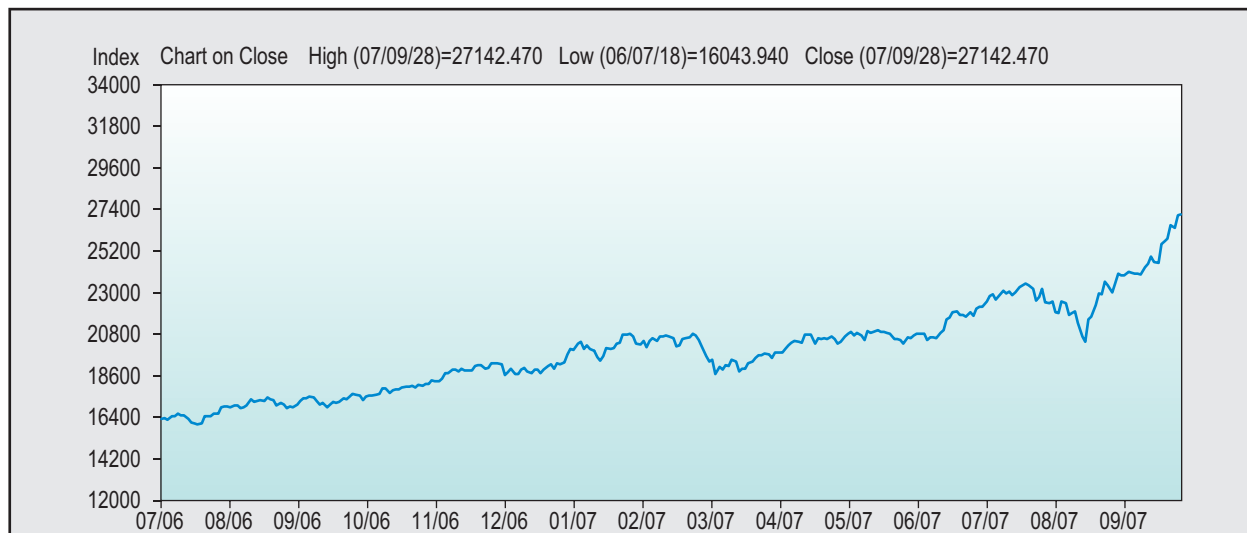
股票市場指數

香港股市指數

指數	2007年9月底 收市	2007年6月底 收市	升跌
標準普爾／香港交易所大型股指數	32845.27	26123.04	+ 25.73%
標準普爾／香港交易所創業板指數	1514.52	1631.52	- 7.17%
恒生指數	27142.47	21772.73	+ 24.66%
分類指數			
金融	41021.22	33435.73	+ 22.69%
公用事業	36667.62	35038.29	+ 4.65%
地產	32515.57	25362.51	+ 28.20%
工商業	15827.00	12292.78	+ 28.75%
恒生綜合指數	3921.23	3109.64	+ 26.10%
恒生香港中資企業指數	5800.76	4131.58	+ 40.40%
恒生中國企業指數	17017.94	12001.12	+ 41.80%

股票市場指數

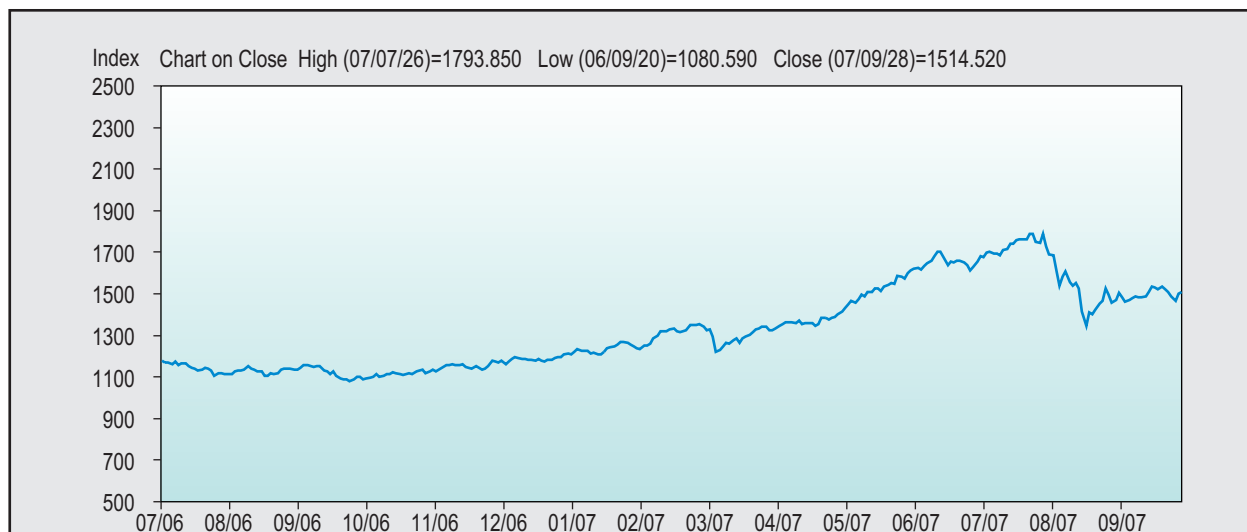
恒生指數 (2006/07/03 – 2007/09/28)



標準普爾／香港交易所大型股指數 (2006/07/03 – 2007/09/28)



標準普爾／香港交易所創業板指數 (2006/07/03 – 2007/09/28)



股票市場指數

世界指數

指數	2007年9月底 收市	2007年6月底 收市	升跌
香港			
標準普爾／香港交易所大型股指數	32845.27	26123.04	+ 25.73%
恒生指數	27142.47	21772.73	+ 24.66%
澳洲			
普通股指數	6580.90	6310.60	+ 4.28%
雅加達			
綜合指數	2359.21	2139.28	+ 10.28%
日本			
日經指數 (225)	16785.69	18138.36	- 7.46%
韓國			
綜合指數	1946.48	1743.60	+ 11.64%
吉隆坡			
綜合指數	1336.30	1354.38	- 1.33%
馬尼拉			
綜合指數	3572.90	3665.23	- 2.52%
紐西蘭			
證交所指數 (50)	4268.90	4234.29	+ 0.82%
上海			
A股指數	5827.66	4009.97	+ 45.33%
B股指數	367.35	254.98	+ 44.07%
深圳			
A股指數	1609.76	1125.70	+ 43.00%
B股指數	781.11	672.20	+ 16.20%
新加坡			
海峽時報指數	3706.23	3548.20	+ 4.45%
台灣			
台北加權股份指數	9476.52	8883.21	+ 6.68%
泰國			
證交所指數	845.50	776.79	+ 8.85%
紐約			
杜瓊斯工業平均指數	13895.63	13408.62	+ 3.63%
Nasdaq綜合指數	2701.50	2603.23	+ 3.77%
多倫多			
S&P/TSX 綜合指數	14098.89	13906.57	+ 1.38%
德國			
法蘭克福指數	5142.60	5237.97	- 1.82%
倫敦			
富時指數 (100)	6466.80	6607.90	- 2.14%

衍生產品市場 期貨及期權

合約成交量

衍生產品	合約張數	
	2007年 第3季	2006年 第3季
恒生指數期貨	4,806,009	3,268,285
恒生指數期權	2,390,985	1,083,631
小型恒生指數期貨	1,092,186	567,298
小型恒生指數期權	13,761	16,185
H股指數期貨	3,415,202	1,083,581
H股指數期權	656,735	172,505
H股金融指數期貨 ¹	264	—
新華富時中國25指數期貨	383	2,763
新華富時中國25指數期權	448	1,189
股票期貨	84,580	35,930
股票期權	15,128,231	4,344,327
三個月港元利率期貨	5,473	2,807
一個月港元利率期貨	50	65
三年期外匯基金債券期貨	0	0
總數	27,594,307	10,578,566

¹ H股金融指數期貨由2007年4月16日開始買賣。

季末未平倉合約

衍生產品	合約張數	
	2007年 第3季	2006年 第3季
恒生指數期貨	123,247	122,697
恒生指數期權	296,304	217,698
小型恒生指數期貨	3,989	5,117
小型恒生指數期權	362	1,083
H股指數期貨	91,397	56,752
H股指數期權	152,773	34,717
H股金融指數期貨 ¹	0	—
新華富時中國25指數期貨	19	40
新華富時中國25指數期權	1	437
股票期貨	8,596	3,163
股票期權	5,435,153	1,675,179
三個月港元利率期貨	5,977	1,104
一個月港元利率期貨	0	15
三年期外匯基金債券期貨	0	0
總數	6,117,818	2,118,002

¹ H股金融指數期貨由2007年4月16日開始買賣。

衍生產品市場 期貨及期權

各期權類別之期權金總額

2007年第3季

期權類別		期權金額(百萬港元)	佔市場百份比
中國鋁業	ALC	217.96	0.74%
中國銀行	BCL	193.12	0.66%
交通銀行	BCM	224.54	0.76%
東亞銀行	BEA	37.66	0.13%
中銀香港	BOC	167.57	0.57%
建設銀行	CCB	379.11	1.29%
中國交通建設	CCC	781.37	2.65%
中國中煤能源*	CCE	24.32	0.08%
中國移動	CHT	6,188.15	21.00%
中國聯通	CHU	56.35	0.19%
中信泰富	CIT	40.49	0.14%
長江實業	CKH	1,833.07	6.22%
長江基建集團	CKI	11.01	0.04%
中國人壽	CLI	4,748.59	16.12%
中電控股	CLP	24.42	0.08%
招商銀行	CMB	136.06	0.46%
中國海洋石油	CNC	388.68	1.32%
中國網通	CNM	46.46	0.16%
國泰航空	CPA	70.97	0.24%
中國石油化工股份	CPC	641.45	2.18%
中信銀行*	CTB	1.76	0.01%
中國電信	CTC	192.64	0.65%
駿威汽車	DWM	10.39	0.04%
思捷環球	ESP	62.79	0.21%
富士康國際	FIH	42.06	0.14%
香港電燈	HEH	18.96	0.06%
香港交易所	HEX	2,838.58	9.63%
滙豐控股	HKB	3,602.87	12.23%
香港中華煤氣	HKG	75.83	0.26%
恒基地產	HLD	125.16	0.42%
華能國際電力股份	HNP	26.37	0.09%
恒生銀行	HSB	316.15	1.07%
和記黃埔	HWL	1,953.61	6.63%
工商銀行	ICB	205.18	0.70%
德昌電機控股	JSE	1.45	0.00%
江西銅業*	JXC	19.26	0.07%
聯想集團**	LEH	7.52	0.03%
利豐	LIF	15.32	0.05%
地鐵公司	MTR	79.10	0.27%
新世界發展	NWD	104.94	0.36%
中國平安	PAI	520.66	1.77%
電訊盈科	PCC	8.18	0.03%
中國石油股份	PEC	1,006.98	3.42%
中國人民財產保險	PIC	68.52	0.23%
新鴻基地產	SHK	1,849.51	6.28%
太古股份公司A	SWA	73.96	0.25%
盈富基金	TRF	8.85	0.03%
九龍倉集團	WHL	15.32	0.05%
總額		29,463.30	100.00%

* 2007年9月3日開始買賣

** 2007年9月28日停止買賣

衍生產品市場 期貨及期權

各期權類別之合約成交量

2007年第3季

期權類別		合約成交量	佔市場百分比
中國鋁業	ALC	60,323	0.40%
中國銀行	BCL	701,831	4.64%
交通銀行	BCM	388,807	2.57%
東亞銀行	BEA	103,481	0.68%
中銀香港	BOC	326,066	2.16%
建設銀行	CCB	743,010	4.91%
中國交通建設	CCC	413,461	2.73%
中國中煤能源*	CCE	11,748	0.08%
中國移動	CHT	2,222,269	14.69%
中國聯通	CHU	31,653	0.21%
中信泰富	CIT	19,813	0.13%
長江實業	CKH	348,929	2.31%
長江基建集團	CKI	8,984	0.06%
中國人壽	CLI	1,666,067	11.01%
中電控股	CLP	33,058	0.22%
招商銀行	CMB	169,264	1.12%
中國海洋石油	CNC	397,534	2.63%
中國網通	CNM	70,994	0.47%
國泰航空	CPA	62,952	0.42%
中國石油化工股份	CPC	462,054	3.05%
中信銀行*	CTB	5,300	0.04%
中國電信	CTC	244,045	1.61%
駿威汽車	DWM	18,800	0.12%
思捷環球	ESP	111,673	0.74%
富士康國際	FIH	43,774	0.29%
香港電燈	HEH	38,383	0.25%
香港交易所	HEX	565,448	3.74%
滙豐控股	HKB	2,403,874	15.89%
香港中華煤氣	HKG	127,448	0.84%
恒基地產	HLD	51,107	0.34%
華能國際電力股份	HNP	21,209	0.14%
恒生銀行	HSB	610,886	4.04%
和記黃埔	HWL	508,786	3.36%
工商銀行	ICB	604,289	3.99%
德昌電機控股	JSE	8,111	0.05%
江西銅業*	JXC	10,010	0.07%
聯想集團**	LEH	4,568	0.03%
利豐	LIF	6,135	0.04%
地鐵公司	MTR	202,851	1.34%
新世界發展	NWD	40,277	0.27%
中國平安	PAI	169,548	1.12%
電訊盈科	PCC	50,136	0.33%
中國石油股份	PEC	535,407	3.54%
中國人民財產保險	PIC	42,157	0.28%
新鴻基地產	SHK	384,169	2.54%
太古股份公司A	SWA	49,833	0.33%
盈富基金	TRF	16,289	0.11%
九龍倉集團	WHL	11,420	0.08%
總數		15,128,231	100.00%

* 2007年9月3日開始買賣

** 2007年9月28日停止買賣

衍生產品市場 期貨及期權

恒生指數期貨 – 合約成交量及未平倉合約(合約張數)

		總合約成交量	季末未平倉合約
2006年	第三季	3,268,285	122,697
	第四季	3,340,942	119,836
2007年	第一季	3,793,395	111,472
	第二季	3,675,745	129,596
	第三季	4,806,009	123,347

小型恒生指數期貨 – 合約成交量及未平倉合約(合約張數)

		總合約成交量	季末未平倉合約
2006年	第三季	567,298	5,117
	第四季	612,196	5,974
2007年	第一季	762,924	4,861
	第二季	666,408	4,487
	第三季	1,092,186	3,989

恒生指數期權 – 合約成交量及未平倉合約(合約張數)

		總合約成交量	季末未平倉合約
2006年	第三季	1,083,631	217,698
	第四季	1,114,938	227,946
2007年	第一季	1,890,659	240,259
	第二季	1,874,672	259,961
	第三季	2,390,985	296,304

H股恒生指數期貨 – 合約成交量及未平倉合約(合約張數)

		總合約成交量	季末未平倉合約
2006年	第三季	1,083,581	56,752
	第四季	1,376,398	59,345
2007年	第一季	1,925,646	74,829
	第二季	2,052,172	84,591
	第三季	3,415,202	91,397

股票期權市場成交及未平倉合約(合約張數)

		總期權金額 (百萬港元)	總合約成交量	季末未平倉合約
2006年	第三季	4,248.66	4,344,327	1,675,179
	第四季	7,203.85	6,110,304	2,533,807
2007年	第一季	11,404.52	7,729,060	2,569,935
	第二季	10,377.31	8,126,786	3,571,810
	第三季	29,463.30	15,128,231	5,435,153

結算及交收

季末未平倉合約

衍生產品	合約張數	
	2007年 第3季	2006年 第3季
恒生指數期貨	123,247	122,697
恒生指數期權	296,304	217,698
小型恒生指數期貨	3,989	5,117
小型恒生指數期權	362	1,083
H股指數期貨	91,397	56,752
H股指數期權	152,773	34,717
H股金融指數期貨 ¹	—	—
新華富時中國25指數期貨	19	40
新華富時中國25指數期權	1	437
股票期貨	8,596	3,163
股票期權	5,435,153	1,675,179
三個月港元利率期貨	5,977	1,104
一個月港元利率期貨	0	15
三年期外匯基金債券期貨	0	0
總數	6,117,818	2,118,002

¹ H股金融指數期貨由2007年4月16日開始買賣

結算及交收

各期權類別之未平倉合約

2007年第3季末

期權類別	HKATS代號	未平倉合約	佔市場百分比
中國鋁業	ALC	21,472	0.40
中國銀行	BCL	325,451	5.99
交通銀行	BCM	164,072	3.02
東亞銀行	BEA	32,695	0.60
中銀香港	BOC	148,202	2.73
國泰航空	CPA	25,068	0.46
長江實業	CKH	91,657	1.69
長江基建集團	CKI	3,312	0.06
中信銀行	CTBO	4,002	0.07
中煤能源	CCEO	9,053	0.17
中國交通建設	CCC	189,056	3.48
建設銀行	CCB	358,909	6.60
中國人壽	CLI	533,889	9.82
招商銀行	CMB	62,688	1.15
中國移動	CHT	512,157	9.42
中國網通	CNM	44,332	0.82
中國石油化工股份	CPC	279,520	5.14
中國電信	CTC	158,378	2.91
中國聯通	CHU	16,119	0.30
中信泰富	CIT	4,280	0.08
中電控股	CLP	23,271	0.43
中國海洋石油	CNC	190,355	3.50
駿威汽車	DWM	16,179	0.30
思捷環球	ESP	31,043	0.57
富士康國際	FIH	18,106	0.33
恒生銀行	HSB	260,744	4.80
恒基地產	HLD	9,353	0.17
香港電燈	HEH	11,997	0.22
香港中華煤氣	HKG	29,859	0.55
香港交易所	HEX	149,833	2.76
滙豐控股	HKB	583,017	10.73
華能國際電力股份	HNP	12,019	0.22
和記黃埔	HWL	154,222	2.84
工商銀行	ICB	346,219	6.37
江西銅業股份	JXCO	7,404	0.14
德昌電機控股	JSE	3,668	0.07
聯想集團	LEH	0	0.00
利豐	LIF	2,614	0.05
地鐵公司	MTR	50,388	0.93
新世界發展	NWD	18,996	0.35
電訊盈科	PCC	42,572	0.78
中國石油股份	PEC	272,336	5.01
中國財險	PIC	25,133	0.46
中國平安	PAI	51,232	0.94
新鴻基地產	SHK	109,478	2.01
太古股份公司A	SWA	18,420	0.34
盈富基金	TRF	6,549	0.12
九龍倉集團	WHL	5,834	0.11
總數		5,435,153	100.00

結算及交收

經中央結算系統存管的股份

(按季度結存統計)

年／月		佔獲納入中央 結算系統的證券 的已發行股數		佔獲納入中央 結算系統的證券 的市價總值	
		股數 (10億股)	(%)	市值 (10億港元)	(%)
2006	第3季	1,478.19	57.00	4,100.29	36.46
	第4季	1,657.62	58.79	5,754.89	40.23
2007	第1季	1,811.09	61.51	5,787.46	40.05
	第2季	2,078.82	65.62	7,102.02	42.40
	第3季	2,564.04	69.00	10,006.49	45.96

經中央結算系統處理的聯交所買賣(每日平均數)

(包括以「持續淨額交收」的買賣，「已劃分的買賣」和兩邊客買賣)

年／月		買賣宗數	佔總成交		股數 (百萬股)	佔成交額 (%)	買賣成交值 (百萬港元)	佔成交額 (%)
			宗數 (%)					
2006	第3季	200,860	100		36,944.92	100	26,254.09	100
	第4季	345,756	100		47,129.04	100	44,684.24	100
2007	第1季	431,701	100		62,821.42	100	52,883.97	100
	第2季	553,015	100		79,261.31	100	65,937.98	100
	第3季	694,934	100		86,092.77	100	97,724.06	100

經中央結算系統處理的交收指示(每日平均數)

(包括待收取及待交付的交收指示)

年／月		交收指示的數量	
		股數 (10億股)	數值 (10億港元)
2006	第3季	31,422	17.11
	第4季	42,553	29.08
2007	第1季	50,130	28.82
	第2季	60,016	39.04
	第3季	72,843	51.56

結算及交收

經中央結算系統處理的投資者交收指示(每日平均數)

(投資者交收指示只作單邊計算)

年／月	投資者 交收指示的數量	股數 (百萬股)	數值 (百萬港元)
2006 第3季	531	67.14	171.78
第4季	745	108.80	362.37
2007 第1季	782	88.79	207.34
第2季	912	187.66	244.91
第3季	1,033	129.15	452.26

以「持續淨額交收」的買賣的結算效率(每日平均數)

—按待交收股份數額和股數計算

年／月	以「持續淨額 交收」的股份 數額宗數	淨額結算 效率 (%)	待交收 的股數 (百萬股)	淨額結算 效率 (%)
2006 第3季	37,025	91.39	11,342.38	84.18
第4季	48,224	92.69	17,297.74	80.75
2007 第1季	57,612	93.05	21,875.02	82.12
第2季	72,067	93.23	32,522.36	79.05
第3季	82,826	93.79	33,405.17	80.08

以「持續淨額交收」的股份數額的交收效率(每日平均數)

年／月	交收效率(%)	
	到期交收日	到期交收日翌日
2006 第3季	99.81	99.98
第4季	99.67	99.97
2007 第1季	99.76	99.97
第2季	99.71	99.97
第3季	99.61	99.97

交易所參與者統計

聯交所

		交易權 持有人數目	交易所參與者－ 開業	交易所參與者－ 非開業	非交易所參與者
2006	第 3 季	517 (922)	425 (821)	42 (51)	50 (50)
	第 4 季	518 (921)	425 (818)	44 (54)	49 (49)
2007	第 1 季	517 (918)	427 (822)	43 (49)	47 (47)
	第 2 季	515 (917)	428 (822)	42 (50)	45 (45)
	第 3 季	514 (917)	433 (829)	39 (46)	42 (42)

() 交易權數目

期交所

		交易權 持有人數目	交易所參與者－ 開業	交易所參與者－ 非開業	非交易所參與者
2006	第 3 季	194 (225)	136 (165)	—	58 (60)
	第 4 季	194 (225)	135 (164)	—	59 (61)
2007	第 1 季	193 (224)	136 (165)	—	57 (59)
	第 2 季	194 (224)	137 (165)	—	57 (59)
	第 3 季	194 (224)	140 (168)	—	54 (56)

附註：

- (1) 括號內的數字為持有之交易權總數。
- (2) 交易所參與者是指有權在或經交易所進行買賣及已根據《證券及期貨條例》獲發牌經營證券/期貨/期權交易活動之公司。

結算所參與者

期貨結算所參與者

年／月	結算參與者	一般結算參與者
2006 第3季	128	5
第4季	125	6
2007 第1季	123	6
第2季	124	6
第3季	127	7

期交所期權結算所參與者

年／月	直接結算參與者	一般結算參與者
2006 第3季	46	4
第4季	46	4
2007 第1季	46	4
第2季	46	4
第3季	48	4

中央結算所參與者

年／月	經紀參與者	"非經紀參與者 (註1)"
2006 第3季	431	44
第4季	431	44
2007 第1季	433	44
第2季	436	44
第3季	442	44

註1: 非經紀參與者包括結算機構參與者、託管商參與者及股份承押人參與者。

簡義

CBBC	可收回牛熊證
CCASS	中央結算及交收系統
CNS	持續淨額交收
DCASS	衍生產品結算及交收系統
ELI	股票掛鈎票據
ETF	交易所買賣基金
GEM	創業板
HIBOR	香港銀行同業拆息
HKCC	香港期貨結算有限公司
HKEx	香港交易及結算所有限公司
HKSCC	香港中央結算有限公司
ISI	投資者交易指示
NASDAQ	美國全國證券交易商協會自動報價系統
P/E ratio	市盈率
REITs	房地產投資信託基金
S&P	標準普爾
SEOCH	香港聯合交易所期權結算所有限公司
SI	交收指示