


# SECURITIES AND DERIVATIVES MARKETS QUARTERLY REPORT

Fourth Quarter 2016



# MARKET HIGHLIGHTS

## Market Highlights – Main Board

Highlights	4th Quarter 2016	4th Quarter 2015
No. of listed companies	1,713	1,644
No. of listed securities	8,330	8,792
Equities		
Ordinary shares	1,714	1,645
Preference shares	10	8
Warrants	3,713	4,602
Equity	8	12
Derivative	3,705	4,590
Equity linked instrument	0	0
Callable bull/bear contracts	1,844	1,630
Unit trusts/mutual funds	157	145
Debt securities	892	762
No. of trading only stocks		
Nasdaq stocks	6	6
iShares	2	2
No. of trading days	61	63
Total turnover in value (HK\$ mil.) *	3,897,077.94	4,489,395.39
Total turnover in shares (Mil. shs)	9,620,079.20	13,163,614.65
Total number of trades (deals)	63,494,503	69,922,588
Total market capitalisation (HK\$ mil.)	24,450,434.51	24,425,554.96
Average P/E ratio (times)	10.53	9.90
Average dividend yield (%)	3.24	3.46
Number of exchange participants		
– Trading	556	515
– Non-trading	36	35
Turnover in value (HK\$ mil.)		
Highest	104,157.60 (09/11)	112,095.13 (04/11)
Lowest	47,614.32 (21/12)	37,862.23 (29/12)
Turnover in shares (Mil. shs)		
Highest	206,399.46 (15/12)	289,932.02 (07/10)
Lowest	110,034.85 (28/12)	116,738.93 (29/12)
Total number of trades (deals)		
Highest	1,558,248 (09/11)	1,625,567 (04/11)
Lowest	772,172 (23/12)	699,115 (28/12)

\* Included turnover value traded in non-HKD currency securities.

# MARKET HIGHLIGHTS

## Market Highlights – Growth Enterprise Market (GEM)

Highlights	4th Quarter 2016	4th Quarter 2015
No. of listed companies	260	222
No. of listed securities	261	223
Equities	260	222
Warrants	1	1
No. of trading days	61	63
Total turnover in value (HK\$ mil.) *	26,609.10	39,890.49
Total turnover in shares (Mil. shs)	101,836.66	136,365.95
Total number of trades (deals)	769,986	1,213,644
Total market capitalisation (HK\$ mil.)	310,871.86	258,175.74
Average P/E ratio (times)	71.31	76.93
Average dividend yield (%)	0.25	0.30
Turnover in value (HK\$ mil.)		
Highest	708.65 (13/10)	1,312.73 (02/10)
Lowest	281.99 (24/11)	373.52 (15/12)
Turnover in shares (Mil. shs)		
Highest	4,466.48 (12/12)	5,456.13 (11/11)
Lowest	872.32 (20/12)	967.00 (29/12)
Total number of trades (deals)		
Highest	18,436 (04/10)	39,676 (12/10)
Lowest	7,628 (24/11)	9,477 (15/12)

\* Included turnover value traded in non-HKD currency securities.

# MARKET HIGHLIGHTS

## Derivatives Market Highlights

Highlights	4th Quarter 2016	4th Quarter 2015
<b>All futures and options products (excluding stock options)</b>		
No. of trading days	62.0	63.0
Total contract volume	27,071,832	25,213,371
Equity index products	26,825,869	24,997,317
Equity products	40,813	116,277
Interest rates products	40	3
RMB Currency Futures	202,204	83,160
London Metal Mini Futures	2,906	16,614
Average daily contract volume	436,642	400,212
Total open interest as at the quarter end (contracts)	2,968,607	2,439,302
Equity index products	2,915,908	2,395,818
Equity products	5,365	20,088
Interest rates products	40	0
RMB Currency Futures	47,241	23,046
London Metal Mini Futures	53	350
<b>Stock options</b>		
No. of newly introduced stock options classes	0	2
No. of stock options as at the quarter end		
Class	84	84
Series	31,080	29,876
Total premium (HK\$ mil.)	9,144.11	9,781.44
Call	4,317.48	4,413.07
Put	4,826.63	5,368.37
Average daily premium (HK\$ mil.)	147.49	155.26
Total contract volume	18,636,926	15,195,091
Call	9,692,449	7,713,258
Put	8,944,477	7,481,833
Average daily contract volume	300,596	241,192
Total open interest as at the quarter end (contracts)	6,327,503	4,827,678
Call	3,522,728	2,456,981
Put	2,804,775	2,370,697
Total number of trades	705,900	689,909
Average daily number of trades	11,385	10,951
Total contracts exercised	1,629,290	2,091,602
Average premium per contract (HK\$)	490.64	643.72
Average contract per trade (contracts)	26	22
Put volume/call volume	0.92	0.97
Average daily contract volume/open interest	4.8%	5.0%
<b>All futures and options products</b>		
Total contract volume	45,708,758	40,408,462
Total open interest as at the quarter end (contracts)	9,296,110	7,266,980

# MARKET HIGHLIGHTS

## Clearing and Settlement Statistics

Securities Market	4th Quarter 2016	4th Quarter 2015
Average Daily Exchange Trades Handled by CCASS		
- Number of trades	1,052,858	1,106,299
- Value of trades (HK\$bil.)	64.2	70.7
- Share quantity Involved (bil. shares)	159.4	210.8
Average Daily Settlement Instructions ("SIs") Settled by CCASS		
- Number of SIs	83,191	89,652
- Value of SIs (HK\$bil.)	181.3	188.4
- Share quantity involved (bil. Shares)	45.8	47.7
Average Daily Investor SIs ("ISIs") Settled by CCASS		
- Number of ISIs	266	267
- Value of ISIs (HK\$mil.)	133.7	101.5
- Share quantity involved (mil. shares)	55.5	61.5
Average Daily Settlement Efficiency of CNS Stock Positions on Due Day (T+2) (%)	99.90	99.92
Average Daily Settlement Efficiency of CNS Stock Positions on the Day following the Due Day (T+3) (%)	99.99	99.99
Average Daily Buy-ins Executed on T+3		
- Number of brokers involved	1	3
- Number of buy-ins	1	4
- Value of buy-ins (HK\$mil.)	1.0	2.2
Shares Deposited in the CCASS Depository *		
- Number of shares (bil. shares)	5,878.9	5,467.2
- Percentage of total issued shares of the admitted securities	74.27	74.50
- Value of shares (HK\$bil.)	15,381.5	15,071.2
- Percentage of the total market capitalisation of the admitted securities	56.60	56.58
<b>Derivatives Market</b>		
Open Interest		
- Equity Index Futures	572,757	573,542
- Stock Futures	5,365	20,088
- Interest Rates Futures	40	0
- RMB Currency Futures	47,241	23,046
- London Metal Mini Futures	53	350
- Equity Index Options	2,343,151	1,822,276
- Stock Options	6,327,503	4,827,678
Cumulative Stock Options Exercised		
- Share quantity involved (mil. shs)	1,766	2,555
- Value of shares (HK\$bil.)	31	41

\* Share quantity and market value of securities in non-HKD currency are included

# MAIN BOARD EQUITIES

## Equity Turnover

		Share	Value	
		(Mil. shs)	(HK\$ mil.)	No. of deals
2015	Q4	944,007.06	2,888,836.92	56,185,286
2016	Q1	862,976.22	2,639,071.92	55,813,607
	Q2	781,041.26	2,563,892.49	50,058,306
	Q3	822,456.65	2,993,023.85	52,694,671
	Q4	806,179.21	2,860,715.28	51,911,116

## Equity Trading Statistics

		No. of trading days	Average daily turnover (HK\$ mil.)	Average value per deal
2015	Q4	63	45,854.55	51,416
2016	Q1	59	44,730.03	47,284
	Q2	62	41,353.10	51,218
	Q3	63	47,508.32	56,799
	Q4	61	46,896.97	55,108

# MAIN BOARD EQUITIES

## 20 Most Advanced Stocks

for 4th quarter 2016

Rank	Code	Stock	Closing price		% up
			End of Dec 2016	End of Sep 2016	
1	03708	YAT SING HLDG	3.960	1.520	160.53
2	03344	ADDCHANCE	1.100	0.430	155.81
3	02399	FORDOO	7.800	3.210	142.99
4	00329	DRAGONITE INT'L	1.690	0.700	141.43
5	00575	REGENT PACIFIC	0.590	0.250	136.00
6	01367	HANBO ENT HLDGS	3.140	1.340	134.33
7	00147	IB SETTLEMENT	1.560	0.680	129.41
8	00932	RM GROUP	3.490	1.580	120.89
9	01466	MAN SANG JEWEL	3.300	1.530	115.69
10	00471	CMMB VISION	0.620	0.300	106.67
11	00311	LUEN THAI	3.270	1.600	104.38
12	01626	JIA YAO HLDGS	3.600	1.780	102.25
13	01372	EXCEL DEV	9.200	4.600	100.00
14	00692	CHINA HOUSEHOLD	0.210	0.105	100.00
15	00149	CH AGRI-PROD EX	1.260	0.640	96.88
16	01623	HILONG	2.250	1.150	95.65
17	01263	PC PARTNER	2.190	1.180	85.59
18	00464	KENFORD GROUP	1.850	1.020	81.37
19	01029	IRC	0.325	0.180	80.56
20	01215	KAI YUAN HLDGS	0.084	0.047	78.72

A Adjusted

## 20 Most Declined Stocks

for 4th quarter 2016

Rank	Code	Stock	Closing price		% down
			End of Dec 2016	End of Sep 2016	
1	00865	FIRST MOBILE	0.180	0.647	-72.18
2	02310	FOREBASE INTL	0.475	1.340	-64.55
3	02623	ADD NEW ENERGY	0.118	0.270	-56.30
4	00582	LANDING INTL	0.100	0.201	-50.25
5	02309	BIRMINGHAM INTL	0.475	0.920	-48.37
6	01165	SFCE	0.485	0.920	-47.28
7	00871	CH DREDG ENV	0.350	0.660	-46.97
8	00642	PALADIN PREF	0.330	0.620	-46.77
9	02369	COOLPAD GROUP	0.800	1.460	-45.21
10	01227	NATIONAL INV	0.117	0.210	-44.29
11	01069	CA LOW-CARBON	0.173	0.310	-44.19
12	01175	FRESH EXP	0.420	0.750	-44.00
13	01239	JIN BAO BAO H	0.094	0.165	-43.03
14	01389	MAJOR HLDGS	1.200	2.080	-42.31
15	00141	GREAT CHINA	2.400	3.960	-39.39
16	02199	REGINA MIRACLE	6.430	10.600	-39.34
17	01176	ZHUGUANG HOLD	0.730	1.199	A -39.12
18	00913	UNITY INV HOLD	0.153	0.250	-38.80
19	02312	CH FIN LEASING	0.239	0.390	-38.72
20	00997	CHINLINK INTL	0.032	0.052	A -38.46

Adjusted

# MAIN BOARD EQUITIES

## 20 Most Active Stocks by Value

for 4th quarter 2016

Rank	Code	Stock	Turnover (HK\$ mil.)	% of total
1	00700	TENCENT	202,032.55	7.06
2	00005	HSBC HOLDINGS	105,429.21	3.69
3	00939	CCB	99,812.50	3.49
4	01299	AIA	82,852.66	2.90
5	00941	CHINA MOBILE	79,351.56	2.77
6	02318	PING AN	71,931.67	2.51
7	02628	CHINA LIFE	67,489.03	2.36
8	01398	ICBC	67,132.79	2.35
9	03988	BANK OF CHINA	52,324.57	1.83
10	00388	HKEX	49,774.70	1.74
11	00883	CNOOC	39,382.54	1.38
12	00857	PETROCHINA	38,823.23	1.36
13	01928	SANDS CHINA LTD	38,135.45	1.33
14	00027	GALAXY ENT	35,744.94	1.25
15	00688	CHINA OVERSEAS	32,995.01	1.15
16	00016	SHK PPT	32,152.79	1.12
17	00175	GEELY AUTO	31,914.53	1.12
18	00001	CKH HOLDINGS	30,732.38	1.07
19	00762	CHINA UNICOM	30,384.00	1.06
20	00386	SINOPEC CORP	29,141.09	1.02
<b>Total</b>			<b>1,217,537.19</b>	<b>42.56</b>

## 20 Most Active Stock by Shares

for 4th quarter 2016

Rank	Code	Stock	Turnover (Mil. shs)	% of total
1	00261	CCT LAND	27,045.09	3.35
2	00981	SMIC-NEW	19,042.98	2.36
3	00939	CCB	17,479.98	2.17
4	00136	HENG TEN NET	15,289.27	1.90
5	03988	BANK OF CHINA	15,054.96	1.87
6	01398	ICBC	14,320.01	1.78
7	00061	NORTH ASIA RES	11,954.06	1.48
8	00364	PING SHAN TEA	10,927.33	1.36
9	00619	SOUTH CHINA FIN	9,374.24	1.16
10	02324	CAPITAL VC	7,805.41	0.97
11	00857	PETROCHINA	7,051.75	0.87
12	03823	TECH PRO	6,713.89	0.83
13	00648	WAH YAN HEALTH	6,628.25	0.82
14	00997	CHINLINK INTL	6,501.32	0.81
15	01106	SINO HAIJING	6,049.40	0.75
16	00651	CHI OCEAN IND	5,910.84	0.73
17	01288	ABC	5,579.88	0.69
18	00204	CHINA INV DEV	5,320.71	0.66
19	01029	IRC	5,229.29	0.65
20	00692	CHINA HOUSEHOLD	5,225.14	0.65
<b>Total</b>			<b>208,503.78</b>	<b>25.86</b>



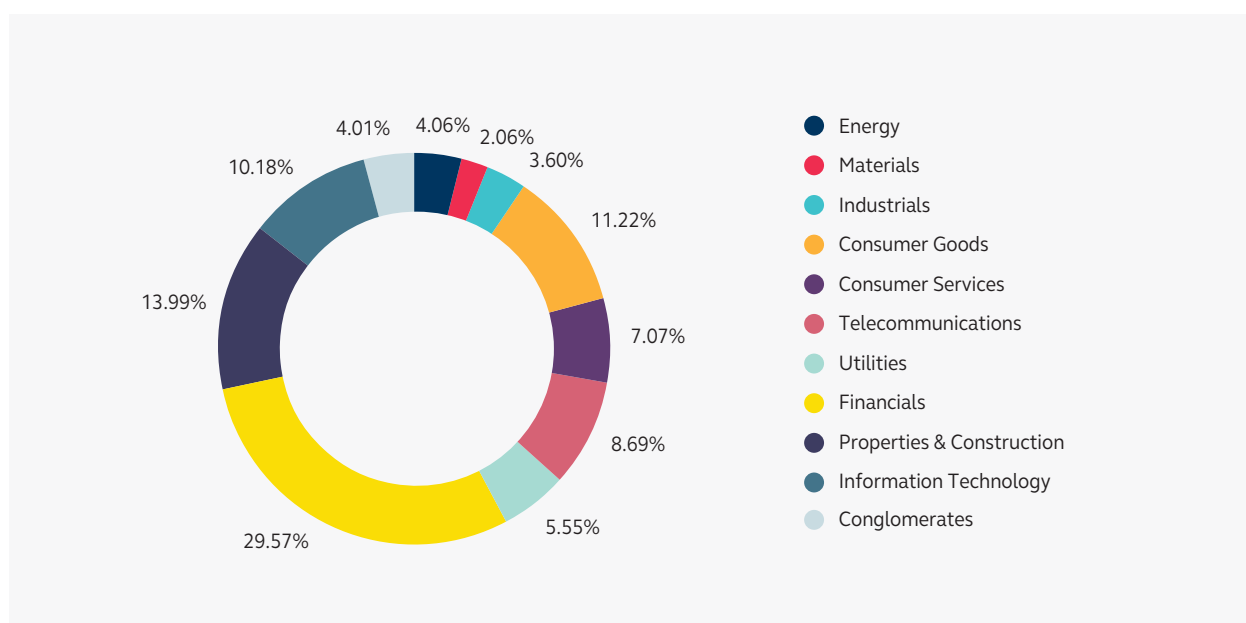
# MAIN BOARD EQUITIES

## Market Capitalisation of listed companies for Main Board

		HK\$ mil.
2015	Q4	24,425,554.96
2016	Q1	23,195,583.34
	Q2	22,796,551.70
	Q3	25,317,548.47
	Q4	24,450,434.51

## Market Capitalisation by Hang Seng Industry Classification System\* – Main Board

Quarter-end figures



\* Hang Seng Industry Classification System (HSICS) is provided by Hang Seng Indexes Company Limited.

Note: New Hang Seng Industry Classification System took effect on 9 September 2013.

# MAIN BOARD EQUITIES

## 50 Leading Companies by Market Capitalisation

as at the 4th quarter end 2016

Rank	Code	Company	Market capitalisation	
			(HK\$ mil.)	% of market total
1	00700	Tencent Holdings Ltd.	1,797,761.25	7.35
2	00941	China Mobile Ltd.	1,683,084.69	6.88
3	00939	China Construction Bank Corporation – H Shares	1,435,291.40	5.87
4	00005	HSBC Holdings plc	1,256,890.04	5.14
5	01299	AIA Group Ltd.	527,469.73	2.16
6	00883	CNOOC Ltd.	433,080.32	1.77
7	01398	Industrial and Commercial Bank of China Ltd. – H Shares	403,592.31	1.65
8	02378	Prudential plc *	–	396,192.95
9	00805	Glencore plc *	–	346,838.05
10	00001	CK Hutchison Holdings Ltd.	339,089.94	1.39
11	00267	CITIC Ltd.	322,901.92	1.32
12	02388	BOC Hong Kong (Holdings) Ltd.	293,394.65	1.20
13	02318	Ping An Insurance (Group) Co. of China Ltd. – H Shares	288,965.98	1.18
14	03988	Bank of China Ltd. – H Shares	287,660.63	1.18
15	00016	Sun Hung Kai Properties Ltd.	283,754.81	1.16
16	00011	Hang Seng Bank Ltd.	275,878.91	1.13
17	00945	Manulife Financial Corporation *	–	272,250.03
18	01928	Sands China Ltd.	271,988.13	1.11
19	00688	China Overseas Land & Investment Ltd.	225,149.94	0.92
20	00388	Hong Kong Exchanges and Clearing Ltd.	224,295.90	0.92
21	00066	MTR Corporation Ltd.	222,612.09	0.91
22	00762	China Unicom (Hong Kong) Ltd.	216,242.14	0.88
23	02888	Standard Chartered PLC	204,593.62	0.84
24	03328	Bank of Communications Co., Ltd. – H Shares	196,416.55	0.80
25	01113	Cheung Kong Property Holdings Ltd.	181,831.18	0.74
26	00002	CLP Holdings Ltd.	180,009.60	0.74
27	00003	Hong Kong and China Gas Co. Ltd., The	174,732.16	0.71
28	01038	Cheung Kong Infrastructure Holdings Ltd.	163,546.71	0.67
29	00004	Wharf (Holdings) Ltd., The	156,306.16	0.64
30	02628	China Life Insurance Co. Ltd. – H Shares	150,311.74	0.61
31	00012	Henderson Land Development Co. Ltd.	150,042.99	0.61
32	00006	Power Assets Holdings Ltd.	145,876.78	0.60
33	00027	Galaxy Entertainment Group Ltd.	144,369.22	0.59
34	00386	China Petroleum & Chemical Corporation – H Shares	140,323.91	0.57
35	01972	Swire Properties Ltd.	125,190.00	0.51
36	00857	PetroChina Co. Ltd. – H Shares	121,951.64	0.50
37	01109	China Resources Land Ltd.	120,875.59	0.49
38	00019	Swire Pacific Ltd.	106,986.74	0.44
39	01288	Agricultural Bank of China Ltd. – H Shares	97,749.46	0.40
40	00656	Fosun International Ltd.	94,464.02	0.39
41	02007	Country Garden Holdings Co. Ltd.	93,773.26	0.38
42	00288	WH Group Ltd.	91,860.57	0.38
43	00020	Wheelock and Co. Ltd.	88,814.62	0.36
44	02018	AAC Technologies Holdings Inc.	86,512.60	0.35
45	03968	China Merchants Bank Co., Ltd. – H Shares	83,462.58	0.34
46	01658	Postal Savings Bank of China Co., Ltd. – H Shares	83,197.34	0.34
47	00023	Bank of East Asia, Ltd., The	80,271.42	0.33
48	00017	New World Development Co. Ltd.	77,035.32	0.32
49	02601	China Pacific Insurance (Group) Co., Ltd. – H Shares	75,071.87	0.31
50	00101	Hang Lung Properties Ltd.	73,940.14	0.30
<b>Total</b>			<b>14,278,622.59</b>	<b>58.40</b>
<b>Market Total</b>			<b>24,450,434.51</b>	<b>100.00</b>

Notes:

\* not included in Market Total

# MAIN BOARD EQUITIES

## Short Selling (value)

		Short selling turnover (HK\$ mil.)	Market turnover (HK\$ mil.) *	% of market total
2015	Q4	467,982.84	4,529,285.89	10.33
2016	Q1	529,347.58	4,288,073.96	12.34
	Q2	488,227.56	3,881,459.36	12.58
	Q3	490,674.64	4,303,204.62	11.40
	Q4	406,569.77	3,923,687.04	10.36

\* Included Market total for Main Board and GEM

## Short Selling (share)

		Short selling turnover (Mil. shs)	Market turnover (Mil. shs) *	% of market total
2015	Q4	45,874.78	13,299,980.60	0.34
2016	Q1	54,180.01	13,043,825.48	0.42
	Q2	53,429.40	11,848,238.65	0.45
	Q3	53,475.70	10,997,917.09	0.49
	Q4	47,872.62	9,721,915.86	0.49

\* Included Market total for Main Board and GEM

## New Listing Companies Statistics

		No. of newly listed companies	No. of companies transferred from GEM *	Funds raised (HK\$ mil.) #
2015	Q4	39	2	105,769.28
2016	Q1	13	1	29,916.67
	Q2	11	0	12,489.33
	Q3	22	3	91,602.58
	Q4	29	2	56,716.17

\* Included only the transfers of listing from GEM to Main Board pursuant to the revised Rule 9.24 of GEM Listing Rules and to the new Chapter 9A of the Main Board Listing Rules effective from 1 July 2008

# All funds raised are attributed to the initial public offers of newly listed companies

# MAIN BOARD EQUITIES

## Newly Listed Companies

for 4th quarter 2016

Code	Company name	Listing date	No. of issued shares	Funds raised (HK\$ mil.)
06858	Honma Golf Ltd.	2016/10/06	609,050,000	1,339.91
01526	Rici Healthcare Holdings Ltd.	2016/10/06	1,592,079,000	1,022.28
06099	China Merchants Securities Co., Ltd. – H Shares	2016/10/07	980,401,180	10,695.29
02166	Smart-Core Holdings Ltd.	2016/10/07	500,000,000	228.75
01460	ICO Group Ltd. *	2016/10/12	4,000,000,000	–
01547	IBI Group Holdings Ltd.	2016/10/14	800,000,000	90.00
02113	CHerish Holdings Ltd.	2016/10/17	767,750,000	148.93
01609	Chong Kin Group Holdings Ltd.	2016/10/17	764,800,000	133.84
01539	Synergy Group Holdings International Ltd. *	2016/10/26	500,000,000	–
03320	China Resources Pharmaceutical Group Ltd.	2016/10/28	6,284,506,461	15,061.25
03306	JNBY Design Ltd.	2016/10/31	518,750,000	920.00
01610	COFCO Meat Holdings Ltd.	2016/11/01	3,901,998,323	1,951.20
01572	China Art Financial Holdings Ltd.	2016/11/08	1,600,000,000	300.00
03686	Clifford Modern Living Holdings Ltd.	2016/11/08	1,000,000,000	115.00
03689	Guangdong Kanghua Healthcare Co., Ltd. – H Shares	2016/11/08	84,394,000	978.97
06163	Gemilang International Ltd.	2016/11/11	250,000,000	80.00
01633	Sheung Yue Group Holdings Ltd.	2016/11/11	684,750,000	151.80
01458	Zhou Hei Ya International Holdings Co. Ltd.	2016/11/11	2,383,140,500	2,870.27
01272	Datang Environment Industry Group Co., Ltd. – H Shares	2016/11/15	624,296,200	2,145.31
01611	Pantronics Holdings Ltd.	2016/11/21	300,000,000	135.00
01608	VPower Group International Holdings Ltd.	2016/11/24	2,560,000,000	1,612.80
06189	Guangdong Adway Construction (Group) Holdings Co. Ltd. – H Shs	2016/11/25	52,763,000	274.37
01629	Mengke Holdings Ltd.	2016/11/25	500,000,000	87.50
01632	Food Wise Holdings Ltd.	2016/11/29	200,000,000	100.00
01635	Shanghai Dazhong Public Utilities (Group) Co., Ltd. – H Shs	2016/12/05	533,643,000	1,921.11
01581	Progressive Path Group Holdings Ltd.	2016/12/08	1,037,500,000	172.50
06066	CSC Financial Co., Ltd. – H Shares	2016/12/09	1,261,023,762	8,197.23
01617	Nanfeng Communication Holdings Ltd.	2016/12/12	1,120,000,000	285.60
01357	Meitu, Inc.	2016/12/15	4,227,294,550	4,879.00
01580	Da Sen Holdings Group Ltd.	2016/12/19	747,000,000	144.90
01596	Hebei Yichen Industrial Group Corporation Ltd. – H Shares	2016/12/21	224,460,000	673.38
<b>Total</b>				<b>56,716.17</b>

\* Transfers of listing from GEM to Main Board pursuant to the revised Rule 9.24 of the GEM Listing Rules and to the new Chapter 9A of the Main Board Listing Rules effective from 1 July 2008.

# MAIN BOARD EQUITIES

---

## Withdrawal of Listed Companies

for 4th quarter 2016

Code	Company name	Last trading date	Delisted date
02618	TCL Communication Technology Holdings Ltd.	2016/09/22	2016/10/03
01438	Nirvana Asia Ltd.	2016/09/29	2016/10/07
01768	Bracell Ltd.	2016/10/06	2016/10/25
01968	Peak Sport Products Co., Ltd.	2016/10/24	2016/11/03
00839	Anhui Tianda Oil Pipe Co. Ltd. – H Shares	2016/11/29	2016/12/12

# MAIN BOARD EQUITIES

## Company Name Changes

for 4th quarter 2016

Code	Old name	New name	Effective date	Adoption date
00565	Art Textile Technology International Co. Ltd.	Art Group Holdings Ltd.	2016/09/13	2016/10/07
00850	PetroAsian Energy Holdings Ltd.	Tou Rong Chang Fu Group Ltd.	2016/08/31	2016/10/07
01194	China Precious Metal Resources Holdings Co., Ltd.	Munsun Capital Group Ltd.	2016/09/20	2016/10/11
00687	Tysan Holdings Ltd.	Hong Kong Int'l Construction Inv Management Group Co., Ltd.	2016/08/31	2016/10/14
00612	China Investment Fund Co. Ltd.	China Investment Fund International Holdings Ltd.	2016/10/03	2016/10/20
00279	Freeman Financial Corporation Ltd.	Freeman FinTech Corporation Ltd.	2016/09/21	2016/10/20
00505	Xingye Copper International Group Ltd.	Huan Yue Interactive Holdings Ltd.	2016/09/13	2016/10/20
00365	Sun East Technology (Holdings) Ltd.	Unisplendour Technology (Holdings) Ltd.	2016/09/02	2016/10/25
00275	Hanny Holdings Ltd.	Master Glory Group Ltd.	2016/10/12	2016/10/27
00485	Shihua Development Co. Ltd.	China Sinostar Group Co. Ltd.	2016/09/07	2016/10/28
00711	China City Construction Group Holdings Ltd.	Asia Allied Infrastructure Holdings Ltd.	2016/10/03	2016/11/01
00989	Ground Properties Co. Ltd.	Ground International Development Ltd.	2016/09/22	2016/11/01
02277	Chun Sing Engineering Holdings Ltd.	Huarong Investment Stock Corporation Ltd.	2016/09/30	2016/11/04
00798	Optics Valley Union Holding Co. Ltd.	China Electronics Optics Valley Union Holding Co. Ltd.	2016/09/30	2016/11/09
00376	ReOrient Group Ltd.	Yunfeng Financial Group Ltd.	2016/10/28	2016/11/09
01253	Broad Greenstate International Co. Ltd.	China Greenland Broad Greenstate Group Co. Ltd.	2016/10/11	2016/11/14
00776	JF Household Furnishings Ltd.	Imperium Group Global Holdings Ltd.	2016/10/31	2016/11/23
01178	Vitop Group Ltd.	Share Economy Group Ltd.	2016/10/27	2016/11/25
01138	China Shipping Development Co. Ltd. – H Shares	COSCO SHIPPING Energy Transportation Co., Ltd. – H Shares	2016/10/18	2016/11/28
00572	Central Wealth Financial Group Ltd.	Future World Financial Holdings Ltd.	2016/11/01	2016/11/29
00223	Sino Resources Group Ltd.	Elife Holdings Ltd.	2016/10/28	2016/12/02
01515	Phoenix Healthcare Group Co. Ltd.	China Resources Phoenix Healthcare Holdings Co. Ltd.	2016/11/02	2016/12/05
01919	China COSCO Holdings Co. Ltd. – H Shares	COSCO SHIPPING Holdings Co., Ltd. – H Shares	2016/11/04	2016/12/08
00063	Winfoong International Ltd.	China Graphene Group Ltd.	2016/11/18	2016/12/16
02866	China Shipping Container Lines Co. Ltd. – H Shares	COSCO SHIPPING Development Co., Ltd. – H Shares	2016/11/18	2016/12/22
00517	COSCO International Holdings Ltd.	COSCO SHIPPING International (Hong Kong) Co., Ltd.	2016/11/16	2016/12/22
00147	Chaoyue Group Ltd.	International Business Settlement Holdings Ltd.	2016/11/09	2016/12/28
02662	Fittec International Group Ltd.	Camsing International Holding Ltd.	2016/11/30	2016/12/30
01488	Lee & Man Handbags Holding Ltd.	Best Food Holding Co. Ltd.	2016/12/06	2016/12/30
01048	Novo Group Ltd.	Yorkshine Holdings Ltd.	2016/12/13	2016/12/30

# MAIN BOARD EQUITIES

## Bonus Issues/Bonus Warrants

for 4th quarter 2016

Code	Company	Particulars	Ex-date
02342	Comba Telecom Systems Holdings Ltd.	1 for 10	2016/10/13
00362	China Zenith Chemical Group Ltd.	1 for 1 offer sh	2016/11/02
01673	Huazhang Technology Holding Ltd.	1 for 1	2016/11/15
00565	Art Group Holdings Ltd.	10 for 10	2016/11/18
00080	China New Economy Fund Ltd.	2 for 3 rts sh	2016/12/16
00413	South China Holdings Co. Ltd.	1 for 4	2016/12/29

## Share Split/Consolidation

for 4th quarter 2016

Code	Company	Particulars	Effective date
00190	HKC (Holdings) Ltd.	Consolidation 25 into 1	2016/10/07
00986	China Environmental Energy Investment Ltd.	Consolidation 10 into 1	2016/10/21
01622	Redco Properties Group Ltd.	Split 1 into 2	2016/10/28
02339	BeijingWest Industries International Ltd.	Consolidation 10 into 1	2016/11/17
00981	Semiconductor Manufacturing International Corporation	Consolidation 10 into 1	2016/12/07
01243	Wang On Properties Ltd.	Split 1 into 10	2016/12/07
01462	Gold-Finance Holdings Ltd.	Split 1 into 10	2016/12/21

# MAIN BOARD EQUITIES

## Rights Issues & Open Offers

for 4th quarter 2016

Month	Code	Company	Ratio	Funds raised (HK\$ mil.)
Oct	00265	Orient Victory China Holdings Ltd.	Open offer 1 for 5 @\$0.128	36.28
			(entitle to elect all or part of its entitlement as Offered Perpetual Convertible Securities)	
	00865	First Mobile Group Holdings Ltd.	Open offer 2 for 1 @\$0.13 (after consolidation 10 into 1)	50.60
Nov	02086	Advanced Card Systems Holdings Ltd.	Rts 1 for 8 @\$1.14	40.48
	00718	Tai United Holdings Ltd.	Rts 2 for 1 @\$1.00	3,002.18
	00997	Chinlink International Holdings Ltd.	Rts 5 for 1 @\$0.04	558.34
	00362	China Zenith Chemical Group Ltd.	Open offer 1 for 4 @\$0.10 with bonus 1 for 1 offer sh	71.87
	01176	Zhuguang Holdings Group Co. Ltd.	Rts 1 for 3 @\$0.80	1,284.88
Dec	00170	China Assets (Holdings) Ltd.	Open offer 2 for 5 @\$3.95	121.28
	01383	Sun Century Group Ltd.	Rts 3 for 1 @\$0.20	901.39
	01208	MMG Ltd.	Rts 1 for 2 @\$1.50	3,967.55
	00030	Ban Loong Holdings Ltd.	Rts 1 for 2 @\$0.11	146.89
	00539	Victory City International Holdings Ltd.	Rts 1 for 2 @\$0.25	349.48
	00472	New Silkroad Culturaltainment Ltd.	Open offer 2 for 5 @\$1.60	1,466.33
<b>Total</b>				<b>11,997.55</b>



# MAIN BOARD EQUITIES

## Placing\*

Month	Code	Company	No. of new shares placed	Placing price (HK\$)	Funds raised (HK\$ mil.)	
2016						
Oct	00789	ARTINI	2,440,000,000	0.0740	180.56	
	02309	BIRMINGHAM INTL	3,125,000,000	0.0800	250.00	
	03998	BOSIDENG	1,834,862,385	0.9300	1,706.42	
	03623	C SUCCESS FIN	55,000,000	2.0000	110.00	
	02312	CH FIN LEASING	120,000,000	0.2900	34.80	
	01282	CHINA GOLDJOY	600,000,000	0.6800	408.00	
	00326	CHINA STAR ENT	150,600,000	0.5300	79.82	
	04607	CINDA 16USDPREF	160,000,000	156.0000	24,960.00	
	00707	CO-PROSPERITY	642,380,000	0.2200	141.32	
	00547	DIGITAL DOMAIN	615,454,546	0.5500	338.50	
	00935	DRAGON CROWN	110,966,000	1.2500	138.71	
	00901	EAGLERIDE INV	118,000,000	0.2550	30.09	
	00865	FIRST MOBILE	1,167,597,940	0.1550	180.98	
	02310	FOREBASE INTL	57,291,898	1.2000	68.75	
	03638	GOLDENMARS	330,000,000	0.4600	151.80	
	01082	HK EDU INTL	91,256,000	0.6630	60.50	
	00687	HKICIM GROUP	57,000,000	4.0800	232.56	
	01076	IMPERIAL PAC	1,000,000,000	0.1500	150.00	
	00397	JUN YANG FIN	485,280,000	0.1800	87.35	
	00273	MASON FIN	3,072,880,000	0.2400	737.49	
	01150	MILAN STATION	135,496,000	0.3290	44.58	
	00055	NEWAY GROUP	42,270,000	0.4700	19.87	
	01142	SIBERIAN MINING	102,600,000	0.2690	27.60	
	01106	SINO HAIJING	6,000,000,000	0.1000	600.00	
	03882	SKYLIGHT HLDG	48,000,000	1.0500	50.40	
	02012	SUNSHINE OIL	161,470,588	0.3400	54.90	
	02012	SUNSHINE OIL	13,333,333	0.7500	10.00	
	02678	TEXHONG TEXTILE	30,318,827	9.5000	288.03	
	01191	YUESHOU ENV	599,200,000	0.2500	149.80	
	Nov	00833	ALLTRONICS	52,562,020	1.4900	78.32
		00959	AMAX INT HOLD	13,600,000	0.5300	7.21
		01522	C CITYRAILTEC	669,053,524	1.3500	903.22
00646		CHINA ENV TEC	55,608,000	0.1800	10.01	
01332		CHINA OPTO	1,632,880,000	0.2500	408.22	
04609		CMBC 16USDPREF	71,950,000	156.0000	11,224.20	
00524		E-KONG GROUP	145,880,000	0.3800	55.43	
00223		ELIFE HLDGS	549,066,000	0.2250	123.54	
00115		GRAND FIELD GP	62,952,645	0.2154	13.56	
00989		GROUND INTL DEV	130,000,000	1.0000	130.00	
04608		HSBNK 16USDPREF	44,400,000	156.0000	6,926.40	
00428		HUGE CHINA	7,811,722	1.6700	13.05	

## MAIN BOARD EQUITIES

Month	Code	Company	No. of new shares placed	Placing price (HK\$)	Funds raised (HK\$ mil.)
	00704	HUSCOKE RES	1,400,000,000	0.1500	210.00
	00381	KIU HUNG INT'L	840,000,000	0.1100	92.40
	00988	LOUDONG GN RES	318,165,000	0.4600	146.36
	01281	LT SMART ENERGY	121,000,000	1.7000	205.70
	01107	MODERN LAND	243,525,000	1.1000	267.88
	00166	NEWTIMES ENERGY	500,000,000	0.2200	110.00
	00361	SINO GOLF HOLD	2,861,000,000	0.1140	326.15
	01020	SINOREF HLDGS	207,400,000	0.1660	34.43
	01166	SOLARTECH INT'L	391,860,000	0.3000	117.56
	01918	SUNAC	453,074,433	6.1800	2,800.00
	00621	TAUNG GOLD	2,974,920,000	0.0883	262.69
	01468	UKF	210,000,000	0.1800	37.80
	00648	WAH YAN HEALTH	1,800,000,000	0.0550	99.00
	00209	WINSHINE SCI	496,976,000	0.1600	79.52
Dec	00833	ALLTRONICS	23,437,980	1.4900	34.92
	03337	ANTON OILFIELD	221,619,605	1.0080	223.39
	00416	BANKOFJINZHOU	1,000,000,000	7.5000	7,500.00
	01004	C SMARTERENERGY	1,560,000,000	0.6500	1,014.00
	01908	C&D INTL GROUP	68,000,000	3.9700	269.96
	01329	CAPITAL JUDA	190,384,616	2.1000	399.81
	00996	CARNIVAL GROUP	830,350,000	0.8730	724.90
	01164	CGN MINING	659,400,000	0.5200	342.89
	00476	CH DYNAMICS	740,000,000	0.2450	181.30
	01566	CHINA ANIMATION	30,770,000	3.2500	100.00
	01359	CHINA CINDA	1,907,845,112	3.2200	6,143.26
	00646	CHINA ENV TEC	444,448,000	0.1900	84.45
	00153	CHINA SAITE	203,800,000	0.5200	105.98
	00550	CINMEDIA	35,000,000	2.0500	71.75
	01240	CNQC INT'L	99,000,000	2.5500	252.45
	00861	DC HOLDINGS	58,119,000	5.5300	321.40
	00223	ELIFE HLDGS	255,760,000	0.2290	58.57
	00717	EMPEROR CAPITAL	612,900,000	0.6600	404.51
	01808	ENTERPRISE DEV	83,584,000	0.6500	54.33
	01269	FIRST CAP GP	100,000,000	10.0000	1,000.00
	01039	FORTUNET E-COMM	138,888,000	1.9800	275.00
	01175	FRESH EXP	218,820,000	0.4100	89.72
	00905	GLOBAL M CAP	195,500,000	0.4500	87.98
	00147	IB SETTLEMENT	1,280,000,000	1.2500	1,600.00
	01029	IRC	937,500,000	0.2100	196.88
	02028	JOLIMARK	12,000,000	1.6000	19.20
	00381	KIU HUNG INT'L	18,906,000	0.1000	1.89
	01041	LAMTEX HLDGS	139,480,000	0.2300	32.08
	01360	MEGAEXPO HLDG	150,800,000	0.6300	95.00
	01227	NATIONAL INV	48,000,000	0.1130	5.42
	00299	NEW SPORTS	16,269,629,000	0.0620	1,008.72

## MAIN BOARD EQUITIES

Month	Code	Company	No. of new shares placed	Placing price (HK\$)	Funds raised (HK\$ mil.)
	00433	NORTH MINING	1,654,929,577	0.1420	235.00
	01478	Q TECH	40,000,000	3.9000	156.00
	00911	QIANHAI HEALTH	1,000,000,000	0.1350	135.00
	03332	SINOLIFE UTD	45,411,600	1.6100	73.11
	00395	SMARTAC GP CH	793,672,000	0.1033	81.99
	02012	SUNSHINE OIL	50,000,000	0.3210	16.05
	02012	SUNSHINE OIL	98,453,334	0.7500	73.84
	00718	TAI UNITED HOLD	300,000,000	1.2000	360.00
	03823	TECH PRO	318,000,000	0.1920	61.06
	01219	TENWOW INT'L	132,358,000	2.4137	319.47
	02323	TOPSEARCH INT'L	240,000,000	2.0000	480.00
	00686	UNITED PV	100,000,000	0.6000	60.00
	01718	WAN KEI GROUP	160,000,000	0.8600	137.60
	00629	YUE DA MINING	250,000,000	0.3800	95.00
<b>Total</b>					<b>80,959.32</b>

\* Due to the reporting time-lag, placing figures for the quarter are provisional.

# MAIN BOARD WARRANTS

## Warrant Trading Statistics

		Equity wts (HK\$ mil.)	Derivative wts (HK\$ mil.)	Total (HK\$ mil.)
2015	Q4	242.28	794,250.41	794,492.69
2016	Q1	92.83	915,484.74	915,577.57
	Q2	64.04	677,965.49	678,029.53
	Q3	83.83	618,585.83	618,669.66
	Q4	70.69	514,959.75	515,030.44

## Warrant Market Value

		Number	Equity wts (HK\$ mil.)	Number	Derivative wts (HK\$ mil.)	Total no.	Total (HK\$ mil.)
2015	Q4	12	1,836.69	4,590	60,433.79	4,602	62,270.48
2016	Q1	12	1,444.55	4,184	58,444.35	4,196	59,888.90
	Q2	11	1,018.90	4,070	51,518.27	4,081	52,537.17
	Q3	11	1,371.20	4,006	76,719.27	4,017	78,090.47
	Q4	8	847.55	3,705	42,844.32	3,713	43,691.87

## New Listing Statistics – Warrants

		No. of newly listed equity wts	No. of newly listed derivative wts	Amount raised (HK\$ mil.)
2015	Q4	2	1,162	27,608.36
2016	Q1	2	1,276	31,890.47
	Q2	2	1,045	21,652.05
	Q3	1	1,354	28,479.35
	Q4	0	1,200	23,813.28

## Newly Listed Equity Warrants

for 4th quarter 2016

Code	Equity warrants	Initial issued amount (HK\$)	Listing date	Expiry	Amount raised (HK\$ mil.)
	Nil				
	<b>Total</b>				-

# MAIN BOARD WARRANTS

## Newly Listed Derivative Warrants

for 4th quarter 2016

Code	Derivative warrants	No. of issue (units)	Listing date	Expiry	Amount raised (HK\$ mil.)
13576	Credit Suisse AG – Tencent Holdings European Wts Oct 2017 A	100,000,000	2016/10/03	2017/10/06	25.00
13574	HK Bank – China Overseas European Warrants Apr 2017 A	80,000,000	2016/10/03	2017/04/03	20.00
13575	HK Bank – ICBC European Warrants Jul 2017 C	80,000,000	2016/10/03	2017/07/31	20.00
13578	J P Morgan SP BV – HSI European Warrants Jun 2017 B	300,000,000	2016/10/03	2017/06/29	45.30
13577	J P Morgan SP BV – Intime European Warrants Dec 2018 A	80,000,000	2016/10/03	2018/12/28	20.08
13572	Macquarie Bank Ltd. – CKI Holdings European Warrants Apr17 A	30,000,000	2016/10/03	2017/04/05	10.11
13573	SG Issuer – Tencent European Warrants Apr 2017 D	400,000,000	2016/10/03	2017/04/06	100.00
13586	Bank of East Asia – CNBM European Warrants Jul 2017 A	36,000,000	2016/10/04	2017/07/03	10.26
13585	Bank of East Asia – Yanzhou Coal European Wts Apr 2017 A	25,000,000	2016/10/04	2017/04/05	10.75
13587	J P Morgan SP BV – Sinopec Corp European Warrants Mar 2017 A	100,000,000	2016/10/04	2017/03/09	16.20
13581	Macquarie Bank Ltd. – Lenovo European Warrants Apr 2017 B	29,000,000	2016/10/04	2017/04/05	10.01
13579	Macquarie Bank Ltd. – Tencent European Warrants Apr 2017 E	10,000,000	2016/10/04	2017/04/05	22.70
13582	SG Issuer – Tencent European Put Warrants Mar 2017 F	200,000,000	2016/10/04	2017/03/06	36.00
13608	Credit Suisse AG – China Mobile European Warrants Apr 2017 A	60,000,000	2016/10/05	2017/04/05	24.00
13597	HK Bank – CAM CSI300 European Warrants May 2017 A	50,000,000	2016/10/05	2017/05/31	12.50
13596	HK Bank – CSOP A50 ETF European Warrants Apr 2017 A	50,000,000	2016/10/05	2017/04/28	15.00
13595	HK Bank – A50 China European Warrants Apr 2017 A	50,000,000	2016/10/05	2017/04/05	15.00
13611	Macquarie Bank Ltd. – China Gas Hold Euro Wts Dec 2017 A	40,000,000	2016/10/05	2017/12/04	10.00
13588	Macquarie Bank Ltd. – HKEX European Warrants Apr 2017 B	7,000,000	2016/10/05	2017/04/05	12.96
13589	Macquarie Bank Ltd. – HKEX European Warrants Apr 2017 C	13,000,000	2016/10/05	2017/04/05	10.05
13590	Macquarie Bank Ltd. – HKEX European Put Warrants Apr 2017 D	8,500,000	2016/10/05	2017/04/05	10.00
13610	Macquarie Bank Ltd. – Link REIT European Warrants Apr 2017 A	40,000,000	2016/10/05	2017/04/05	10.24
13598	Macquarie Bank Ltd. – SUNAC European Warrants Nov 2018 A	40,000,000	2016/10/05	2018/11/16	10.00
13609	Macquarie Bank Ltd. – Xinyi Glass European Wts Aug 2018 A	40,000,000	2016/10/05	2018/08/13	10.00
13600	SG Issuer – AGBK European Put Warrants Apr 2017 B	80,000,000	2016/10/05	2017/04/06	20.00
13591	SG Issuer – AIA European Warrants Aug 2017 A	100,000,000	2016/10/05	2017/08/03	25.00
13601	SG Issuer – CGS European Warrants May 2017 A	12,000,000	2016/10/05	2017/05/05	10.08
13603	SG Issuer – CITIC Sec European Warrants Sep 2017 A	55,000,000	2016/10/05	2017/09/04	10.18
13606	SG Issuer – MGM China European Warrants Oct 2017 A	60,000,000	2016/10/05	2017/10/06	10.80
13594	SG Issuer – PetroChina European Warrants May 2017 A	60,000,000	2016/10/05	2017/05/05	15.00
13607	SG Issuer – Zijin Mining European Warrants May 2017 A	35,000,000	2016/10/05	2017/05/05	10.15
19484 #	J P Morgan SP BV – Ping An European Warrants Apr 2017 B	300,000,000	2016/10/05	2017/04/03	11.10
13635	BNP Paribas Arbit Issu B.V. – China Life Euro Wts Apr 2017 A	60,000,000	2016/10/06	2017/04/05	11.40
13629	BNP Paribas Arbit Issu B.V. – Galaxy Ent Euro Wts May 2017 A	40,000,000	2016/10/06	2017/05/04	10.00
13636	BNP Paribas Arbit Issu B.V. – HKEX European Wts Aug 2017 B	60,000,000	2016/10/06	2017/08/02	10.20
13637	BNP Paribas Arbit Issu B.V. – HKEX European Wts Oct 2017 A	60,000,000	2016/10/06	2017/10/03	13.20
13628	BNP Paribas Arbit Issu B.V. – Kingsoft Euro Wts May 2017 A	40,000,000	2016/10/06	2017/05/04	10.00
13626	BNP Paribas Arbit Issu B.V. – Tencent Hldgs Eu Wt Sep 2017 A	80,000,000	2016/10/06	2017/09/04	20.00
13640	Credit Suisse AG – CNOOC European Warrants Mar 2017 A	50,000,000	2016/10/06	2017/03/03	11.10
13642	Goldman Sachs SP (Asia) – HSBC European Warrants Apr 2017 B	80,000,000	2016/10/06	2017/04/10	20.00
13643	Goldman Sachs Sp (Asia) – ICBC European Warrants Feb 2017 B	60,000,000	2016/10/06	2017/02/21	10.32
13618	HK Bank – AIA European Warrants Apr 2017 A	80,000,000	2016/10/06	2017/04/05	20.00

# MAIN BOARD WARRANTS

Code	Derivative warrants	No. of			Amount raised (HK\$ mil.)
		issue (units)	Listing date	Expiry	
13619	HK Bank – AIA European Put Warrants Apr 2017 B	50,000,000	2016/10/06	2017/04/27	12.50
13622	HK Bank – BYD European Warrants Dec 2018 A	100,000,000	2016/10/06	2018/12/20	15.00
13620	HK Bank – China Mobile European Warrants Apr 2017 A	50,000,000	2016/10/06	2017/04/05	35.00
13613	Macquarie Bank Ltd. – CM Bank European Warrants Sep 2017 A	40,000,000	2016/10/06	2017/09/04	10.00
13612	Macquarie Bank Ltd. – China Mobile European Wts Nov 2018 A	40,000,000	2016/10/06	2018/11/02	10.00
13639	Macquarie Bank Ltd. – Ch Oilfield European Wts Oct 2018 B	40,000,000	2016/10/06	2018/10/08	10.00
13614	Macquarie Bank Ltd. – HKEX European Warrants May 2017 B	18,000,000	2016/10/06	2017/05/04	10.03
13616	Macquarie Bank Ltd. – HKEX European Warrants May 2017 C	7,000,000	2016/10/06	2017/05/04	10.32
13638	Macquarie Bank Ltd. – Shenzhen Int'l European Wts Oct 2018 A	40,000,000	2016/10/06	2018/10/19	10.00
13630	SG Issuer – CCoal European Warrants May 2017 A	20,000,000	2016/10/06	2017/05/05	10.00
13617	SG Issuer – CNOOC European Put Warrants Apr 2017 A	20,000,000	2016/10/06	2017/04/06	14.80
13631	SG Issuer – Shenhua European Warrants Jun 2017 A	80,000,000	2016/10/06	2017/06/05	14.40
13633	SG Issuer – Geely Auto European Warrants Dec 2018 A	80,000,000	2016/10/06	2018/12/05	20.00
13644	SG Issuer – Tencent European Warrants Aug 2018 A	200,000,000	2016/10/06	2018/08/03	50.00
13634	SG Issuer – Yanzhou Coal Eu Wt May 2017 A	20,000,000	2016/10/06	2017/05/05	10.00
13641	UBS AG – China Mobile European Warrants Jan 2017 C	100,000,000	2016/10/06	2017/01/20	32.60
13382 #	Goldman Sachs SP (Asia) – Tencent European Wt Jan 2017 E	150,000,000	2016/10/06	2017/01/24	19.05
13662	Credit Suisse AG – China Life European Warrants Apr 2017 C	80,000,000	2016/10/07	2017/04/06	12.00
13663	Credit Suisse AG – A50 China European Warrants Apr 2017 A	40,000,000	2016/10/07	2017/04/06	13.00
13647	Goldman Sachs SP (Asia) – HKEX European Warrants Feb 2017 D	40,000,000	2016/10/07	2017/02/27	23.44
13646	Goldman Sachs SP (Asia) – HS H-SHARE European Wts Apr 2017 A	50,000,000	2016/10/07	2017/04/12	12.50
13651	HK Bank – CKH European Warrants Apr 2017 A	50,000,000	2016/10/07	2017/04/06	20.00
13649	HK Bank – CKH European Warrants Jun 2017 B	50,000,000	2016/10/07	2017/06/30	15.00
13650	HK Bank – Tencent European Warrants Sep 2017 D	150,000,000	2016/10/07	2017/09/22	27.00
13667	J P Morgan SP BV – China EB Int'l European Wts Jan 2018 A	80,000,000	2016/10/07	2018/01/03	20.00
13671	J P Morgan SP BV – China Mob European Wts Mar 2017 B	100,000,000	2016/10/07	2017/03/31	44.80
13670	J P Morgan SP BV – Ping An European Warrants Mar 2017 B	100,000,000	2016/10/07	2017/03/01	21.00
13652	SG Issuer – AIA European Warrants Apr 2017 A	80,000,000	2016/10/07	2017/04/06	20.00
13653	SG Issuer – China Overseas European Warrants Aug 2017 A	60,000,000	2016/10/07	2017/08/03	10.20
13661	SG Issuer – CP&CC European Warrants Apr 2017 A	60,000,000	2016/10/07	2017/04/06	22.50
13654	SG Issuer – CSOP A50 ETF European Warrants Apr 2017 A	20,000,000	2016/10/07	2017/04/06	11.40
13659	SG Issuer – A50 China European Warrants Apr 2017 B	20,000,000	2016/10/07	2017/04/06	11.00
13656	SG Issuer – HKEX European Warrants Sep 2017 B	200,000,000	2016/10/07	2017/09/05	50.00
13657	SG Issuer – HKEX European Warrants Oct 2017 B	200,000,000	2016/10/07	2017/10/06	36.00
13648	SG Issuer – HKEX European Warrants Dec 2018 A	200,000,000	2016/10/07	2018/12/05	50.00
13683	UBS AG – AAC Acoustic European Warrants Oct 2017 B	50,000,000	2016/10/07	2017/10/16	12.65
13681	UBS AG – AIA European Warrants Jan 2017 B	100,000,000	2016/10/07	2017/01/20	15.20
13680	UBS AG – HSBC European Warrants Mar 2017 B	100,000,000	2016/10/07	2017/03/29	25.10
13676	UBS AG – HSBC European Warrants Apr 2017 A	100,000,000	2016/10/07	2017/04/06	15.80
13682	UBS AG – HSI European Warrants Feb 2017 C	300,000,000	2016/10/07	2017/02/27	50.70
13686	BOCI Asia Ltd. – AIA European Warrants Apr 2017 A	200,000,000	2016/10/11	2017/04/18	50.00
13685	BOCI Asia Ltd. – China Life European Warrants Nov 2017 A	200,000,000	2016/10/11	2017/11/03	39.40
13687	BOCI Asia Ltd. – HSBC European Warrants May 2017 A	200,000,000	2016/10/11	2017/05/02	32.00
13691	BNP Paribas Arbit Issu B.V. – HKEX Euro Put Wts Jun 2017 D	60,000,000	2016/10/11	2017/06/02	12.00

# MAIN BOARD WARRANTS

Code	Derivative warrants	No. of			Amount raised (HK\$ mil.)
		issue (units)	Listing date	Expiry	
13690	BNP Paribas Arbit Issu B.V. – Sands China Euro Wt Jul 2017 A	40,000,000	2016/10/11	2017/07/04	10.00
13684	Goldman Sachs SP (Asia) – HKEX European Warrants Jun 2017 A	200,000,000	2016/10/11	2017/06/28	30.00
13695	HK Bank – CITIC Sec European Warrants Apr 2017 A	80,000,000	2016/10/11	2017/04/26	12.00
13693	HK Bank – Geely Auto European Warrants Apr 2017 A	30,000,000	2016/10/11	2017/04/28	18.00
13694	HK Bank – HSI European Put Warrants Apr 2017 B	150,000,000	2016/10/11	2017/04/27	22.50
13697	HK Bank – Ping An European Warrants Mar 2017 B	60,000,000	2016/10/11	2017/03/27	12.00
13692	HK Bank – Ping An European Warrants Apr 2017 A	80,000,000	2016/10/11	2017/04/26	12.00
13696	HK Bank – Ping An European Warrants Apr 2017 B	50,000,000	2016/10/11	2017/04/28	17.50
13701	Macquarie Bank Ltd. – GCL-Poly Energy European Wts Oct 2017 A	36,000,000	2016/10/11	2017/10/04	10.01
13688	SG Issuer – AIA European Put Warrants Jun 2017 A	80,000,000	2016/10/11	2017/06/05	20.00
13689	SG Issuer – CNBM European Warrants May 2017 A	26,000,000	2016/10/11	2017/05/05	10.01
13703	Goldman Sachs SP (Asia) – Ch Overseas European Wts Mar 2017 A	80,000,000	2016/10/12	2017/03/27	12.00
13712	Goldman Sachs SP (Asia) – HSCEI European Put Wts Mar 2017 B	200,000,000	2016/10/12	2017/03/30	30.00
13711	Goldman Sachs SP (Asia) – HSI European Put Wts Mar 2017 E	200,000,000	2016/10/12	2017/03/30	32.20
13713	J P Morgan SP BV – Ch Overseas European Warrants Jun 2017 A	100,000,000	2016/10/12	2017/06/02	25.20
13714	J P Morgan SP BV – HSBC European Warrants May 2017 B	100,000,000	2016/10/12	2017/05/02	22.60
13704	Macquarie Bank Ltd. – CNOOC European Warrants Sep 2017 A	40,000,000	2016/10/12	2017/09/04	10.04
13705	Macquarie Bank Ltd. – Ping An European Warrants Aug 2017 B	40,000,000	2016/10/12	2017/08/02	10.00
13706	Macquarie Bank Ltd. – Tencent European Warrants Oct 2018 A	40,000,000	2016/10/12	2018/10/03	10.00
13710	UBS AG – Evergrande European Warrants Apr 2017 A	30,000,000	2016/10/12	2017/04/11	14.70
13707	UBS AG – Ping An European Warrants Apr 2017 C	100,000,000	2016/10/12	2017/04/03	15.00
12518 #	J P Morgan SP BV – HSI European Put Warrants Feb 2017 F	300,000,000	2016/10/12	2017/02/27	24.00
13718	BOCI Asia Ltd. – Ping An European Warrants Apr 2017 B	200,000,000	2016/10/13	2017/04/25	50.00
13723	Credit Suisse AG – CICC European Warrants Aug 2017 A	40,000,000	2016/10/13	2017/08/31	10.00
13722	Credit Suisse AG – Galaxy Ent European Put Wts Mar 2017 A	60,000,000	2016/10/13	2017/03/29	11.40
13725	Credit Suisse AG – Ping An European Warrants Apr 2017 B	80,000,000	2016/10/13	2017/04/12	20.00
13728	J P Morgan SP BV – PetroChina European Warrants May 2017 B	100,000,000	2016/10/13	2017/05/02	25.30
13727	J P Morgan SP BV – PetroChina European Put Warrants May 17 A	80,000,000	2016/10/13	2017/05/04	24.16
13715	Macquarie Bank Ltd. – AIA European Warrants Jan 2018 A	35,000,000	2016/10/13	2018/01/03	10.05
13726	Macquarie Bank Ltd. – Sands China European Wts Apr 2017 D	60,000,000	2016/10/13	2017/04/05	10.26
13721	Macquarie Bank Ltd. – Tencent European Warrants May 2017 A	25,000,000	2016/10/13	2017/05/05	10.00
13720	SG Issuer – Ping An European Put Warrants May 2017 B	120,000,000	2016/10/13	2017/05/05	30.00
11767 #	J P Morgan SP BV – HSI European Put Warrants Feb 2017 D	300,000,000	2016/10/13	2017/02/27	20.40
13735	Goldman Sachs SP (Asia) – CNOOC European Warrants Feb 2017 A	50,000,000	2016/10/14	2017/02/24	11.00
13731	Goldman Sachs SP (Asia) – Galaxy Ent European Wts Apr 2017 A	60,000,000	2016/10/14	2017/04/13	11.64
13759	Goldman Sachs SP (Asia) – HSI European Warrants Apr 2017 A	200,000,000	2016/10/14	2017/04/27	30.00
13757	Goldman Sachs SP (Asia) – Tencent European Wt Feb 2017 C	50,000,000	2016/10/14	2017/02/23	18.65
13758	Goldman Sachs SP (Asia) – Tencent European Wt Mar 2017 B	50,000,000	2016/10/14	2017/03/29	28.80
13768	J P Morgan SP BV – AIA European Put Warrants Apr 2017 A	100,000,000	2016/10/14	2017/04/28	25.30
13767	J P Morgan SP BV – CNBM European Warrants Mar 2017 A	60,000,000	2016/10/14	2017/03/31	18.36
13763	J P Morgan SP BV – HSCEI European Put Warrants Mar 2017 B	200,000,000	2016/10/14	2017/03/30	30.20
13760	J P Morgan SP BV – MGM China European Warrants Sep 2017 A	60,000,000	2016/10/14	2017/09/29	15.24
13730	Macquarie Bank Ltd. – AAC Acoustic European Wts Apr 2018 A	40,000,000	2016/10/14	2018/04/17	10.00
13742	Macquarie Bank Ltd. – Anhui Conch European Wts Jul 2017 A	40,000,000	2016/10/14	2017/07/04	10.04

# MAIN BOARD WARRANTS

Code	Derivative warrants	No. of			Amount raised (HK\$ mil.)
		issue (units)	Listing date	Expiry	
13744	Macquarie Bank Ltd. – Beijing Air European Warrants May 18 A	35,000,000	2016/10/14	2018/05/23	10.71
13743	Macquarie Bank Ltd. – Ping An European Warrants Oct 2017 A	40,000,000	2016/10/14	2017/10/04	10.00
13739	SG Issuer – CNOOC European Warrants May 2017 A	27,000,000	2016/10/14	2017/05/05	10.26
13740	SG Issuer – Galaxy Ent European Warrants Jul 2017 A	60,000,000	2016/10/14	2017/07/05	15.00
13741	SG Issuer – PetroChina European Warrants Apr 2017 B	60,000,000	2016/10/14	2017/04/06	10.20
13752	UBS AG – Sinopec Corp European Warrants Mar 2017 A	40,000,000	2016/10/14	2017/03/02	12.48
13748	UBS AG – China Shenhua European Warrants Sep 2017 A	70,000,000	2016/10/14	2017/09/29	17.50
13753	UBS AG – Galaxy Ent European Warrants Jun 2017 A	70,000,000	2016/10/14	2017/06/30	17.50
13751	UBS AG – Lenovo European Warrants Feb 2017 A	40,000,000	2016/10/14	2017/02/24	10.08
13749	UBS AG – PetroChina European Warrants Mar 2017 A	70,000,000	2016/10/14	2017/03/24	12.74
13750	UBS AG – SPDR Gold Trust European Warrants Apr 2017 A	50,000,000	2016/10/14	2017/04/13	34.35
13745	UBS AG – Yanzhou Coal European Wts Aug 2018 A	70,000,000	2016/10/14	2018/08/28	11.48
13786	Credit Suisse AG – Lenovo European Warrants Apr 2017 A	30,000,000	2016/10/17	2017/04/18	11.25
13787	Credit Suisse AG – SPDR Gold Trust European Warrants Apr17 A	35,000,000	2016/10/17	2017/04/18	10.50
13776	HK Bank – CNOOC European Warrants Mar 2017 A	40,000,000	2016/10/17	2017/03/01	20.00
13774	HK Bank – Zijin Mining European Warrants Jul 2017 A	40,000,000	2016/10/17	2017/07/31	12.00
13788	J P Morgan SP BV – China Taiping European Wts Apr 2017 A	80,000,000	2016/10/17	2017/04/03	12.48
13789	J P Morgan SP BV – Zijin Mining European Warrants Jul 2017 A	60,000,000	2016/10/17	2017/07/03	15.18
13777	Macquarie Bank Ltd. – HKEX European Warrants Oct 2017 C	30,000,000	2016/10/17	2017/10/04	10.02
13772	Macquarie Bank Ltd. – Tencent European Warrants May 2017 B	40,000,000	2016/10/17	2017/05/04	10.00
13773	SG Issuer – HSI European Warrants Dec 2017 A	150,000,000	2016/10/17	2017/12/28	37.50
13778	SG Issuer – HSI European Put Warrants Mar 2017 F	150,000,000	2016/10/17	2017/03/30	25.50
13782	UBS AG – CNOOC European Put Warrants May 2018 A	40,000,000	2016/10/17	2018/05/21	10.00
13780	UBS AG – PetroChina European Put Warrants Apr 2017 A	50,000,000	2016/10/17	2017/04/18	19.60
13781	UBS AG – Wynn Macau European Put Warrants Oct 2017 A	40,000,000	2016/10/17	2017/10/16	10.00
27694 #	J P Morgan SP BV – China Life European Warrants Apr 2017 A	100,000,000	2016/10/17	2017/04/28	10.60
13801	HK Bank – Ch Comm Cons European Warrants Oct 2017 A	80,000,000	2016/10/18	2017/10/26	12.00
13791	HK Bank – PetroChina European Warrants Mar 2017 A	40,000,000	2016/10/18	2017/03/01	14.00
13790	HK Bank – PetroChina European Warrants Apr 2017 A	40,000,000	2016/10/18	2017/04/28	12.00
13799	HK Bank – SHK Ppt European Warrants Apr 2017 A	40,000,000	2016/10/18	2017/04/28	14.00
13800	HK Bank – SHK Ppt European Put Warrants Aug 2017 A	80,000,000	2016/10/18	2017/08/02	12.00
13810	J P Morgan SP BV – CKH European Put Warrants Mar 2017 A	60,000,000	2016/10/18	2017/03/02	24.24
13811	J P Morgan SP BV – CNOOC European Warrants May 2017 A	100,000,000	2016/10/18	2017/05/02	49.60
13809	J P Morgan SP BV – Galaxy Ent European Warrants May 2017 A	100,000,000	2016/10/18	2017/05/02	28.80
13808	J P Morgan SP BV – SPDR Gold Trust European Wts Apr 2017 A	25,000,000	2016/10/18	2017/04/18	11.48
13803	Macquarie Bank Ltd. – CNBM European Warrants Jul 2017 A	18,000,000	2016/10/18	2017/07/04	10.01
13807	Macquarie Bank Ltd. – Fuyao Glass European Warrants Aug 17 A	36,000,000	2016/10/18	2017/08/02	10.04
13804	Macquarie Bank Ltd. – ICBC European Warrants Jun 2017 B	40,000,000	2016/10/18	2017/06/02	10.04
13806	Macquarie Bank Ltd. – China Mengniu European Wts Feb 2018 A	40,000,000	2016/10/18	2018/02/02	10.00
13802	SG Issuer – China Overseas European Warrants May 2017 A	40,000,000	2016/10/18	2017/05/05	10.00
27884 #	J P Morgan SP BV – HKEX European Warrants Feb 2017 A	200,000,000	2016/10/18	2017/02/28	19.40
13828	BNP Paribas Arbit Issu B.V. – CNOOC European Wts Jul 2017 A	30,000,000	2016/10/19	2017/07/04	19.20
13833	BNP Paribas Arbit Issu B.V. – Sinopec Corp Eu Wts Aug 2017 A	40,000,000	2016/10/19	2017/08/02	12.40
13839	BNP Paribas Arbit Issu B.V. – Geely Auto Euro Wts Aug 2017 A	30,000,000	2016/10/19	2017/08/02	19.80



# MAIN BOARD WARRANTS

Code	Derivative warrants	No. of			Amount raised (HK\$ mil.)
		issue (units)	Listing date	Expiry	
13836	BNP Paribas Arbit Issu B.V. – Galaxy Ent Euro Wts Aug 2017 A	50,000,000	2016/10/19	2017/08/02	12.50
13840	BNP Paribas Arbit Issu B.V. – HSI European Wts Jun 2017 C	80,000,000	2016/10/19	2017/06/29	20.00
13841	BNP Paribas Arbit Issu B.V. – HSI Euro Put Wts Jun 2017 D	80,000,000	2016/10/19	2017/06/29	20.80
13830	BNP Paribas Arbit Issu B.V. – PetroCh Euro Wts Aug 2017 A	40,000,000	2016/10/19	2017/08/02	11.20
13835	BNP Paribas Arbit Issu B.V. – Sands China Euro Wt Oct 2017 A	50,000,000	2016/10/19	2017/10/04	13.50
13855	Credit Suisse AG – Ch Comm Cons European Warrants Oct 2017 A	70,000,000	2016/10/19	2017/10/30	10.50
13846	Credit Suisse AG – China Re European Warrants Apr 2017 A	40,000,000	2016/10/19	2017/04/28	10.00
13854	Credit Suisse AG – CITIC Sec European Warrants Apr 2017 A	70,000,000	2016/10/19	2017/04/28	10.50
13849	Credit Suisse AG – CRRC European Warrants Sep 2017 A	70,000,000	2016/10/19	2017/09/29	10.50
13856	Credit Suisse AG – HTSC European Warrants Jun 2017 A	40,000,000	2016/10/19	2017/06/28	10.00
13852	Credit Suisse AG – Li & Fung European Warrants Mar 2017 A	30,000,000	2016/10/19	2017/03/24	10.80
13847	Credit Suisse AG – Zijin Mining European Warrants Apr 2017 A	40,000,000	2016/10/19	2017/04/28	10.00
13865	Goldman Sachs SP (Asia) – CGS European Warrants Apr 2017 A	30,000,000	2016/10/19	2017/04/28	10.23
13868	Goldman Sachs SP (Asia) – China Mobile Euro Wts Feb 2017 A	70,000,000	2016/10/19	2017/02/24	11.06
13866	Goldman Sachs SP (Asia) – China Mobile Euro Wts Mar 2017 B	80,000,000	2016/10/19	2017/03/28	21.44
13826	HK Bank – China Mobile European Warrants Mar 2017 B	50,000,000	2016/10/19	2017/03/30	20.00
13822	HK Bank – China Overseas European Warrants Jul 2017 A	80,000,000	2016/10/19	2017/07/24	12.00
13823	HK Bank – KECL European Warrants Apr 2017 A	40,000,000	2016/10/19	2017/04/28	12.00
13821	HK Bank – SHK Ppt European Warrants Apr 2017 B	40,000,000	2016/10/19	2017/04/28	20.00
13859	J P Morgan SP BV – China Life European Warrants Mar 2017 A	80,000,000	2016/10/19	2017/03/01	36.08
13858	J P Morgan SP BV – Galaxy Ent European Put Wts Jun 2017 B	100,000,000	2016/10/19	2017/06/02	29.40
13813	Macquarie Bank Ltd. – Tencent European Warrants May 2017 C	11,000,000	2016/10/19	2017/05/04	10.04
13812	Macquarie Bank Ltd. – Travelsky Tech European Wts Sep 2017 A	39,000,000	2016/10/19	2017/09/11	10.02
13845	SG Issuer – CP&CC European Warrants Jun 2017 A	30,000,000	2016/10/19	2017/06/05	11.70
13842	SG Issuer – China Tel European Warrants Jul 2017 A	30,000,000	2016/10/19	2017/07/05	10.20
13814	SG Issuer – GCL-Poly Eu Wt Aug 2017 A	50,000,000	2016/10/19	2017/08/03	10.25
13815	SG Issuer – Geely Auto European Warrants Aug 2017 A	12,000,000	2016/10/19	2017/08/03	10.44
13816	SG Issuer – HLand European Warrants Aug 2017 A	29,000,000	2016/10/19	2017/08/03	10.01
13843	SG Issuer – Huaneng Power European Warrants Aug 2017 A	30,000,000	2016/10/19	2017/08/03	10.20
13818	SG Issuer – JIANC European Warrants Jul 2017 A	13,000,000	2016/10/19	2017/07/05	10.53
13844	SG Issuer – Li & Fung European Warrants Jul 2017 A	30,000,000	2016/10/19	2017/07/05	10.20
13861	UBS AG – Agricultural Bank European Warrants Jul 2017 A	70,000,000	2016/10/19	2017/07/26	11.48
13860	UBS AG – CC Bank European Warrants Apr 2017 A	70,000,000	2016/10/19	2017/04/18	18.41
13862	UBS AG – Minsheng Bank European Warrants Mar 2017 A	70,000,000	2016/10/19	2017/03/29	36.40
13864	UBS AG – Zijin Mining European Warrants Apr 2017 A	50,000,000	2016/10/19	2017/04/28	12.40
13892	BNP Paribas Arbit Issu B.V. – Ch Mobile Euro Wts Jul 2017 B	40,000,000	2016/10/20	2017/07/04	23.20
13888	BNP Paribas Arbit Issu B.V. – CSOP A50 ETF Eu Wts Aug 2017 B	40,000,000	2016/10/20	2017/08/02	14.80
13891	BNP Paribas Arbit Issu B.V. – Ping An European Wt Jul 2017 A	60,000,000	2016/10/20	2017/07/04	22.20
13890	BNP Paribas Arbit Issu B.V. – Tencent Hldgs Eu Wt Jul 2017 B	100,000,000	2016/10/20	2017/07/04	25.00
13893	BNP Paribas Arbit Issu B.V. – Tencent Eu Put Wt Nov 2017 A	100,000,000	2016/10/20	2017/11/02	18.00
13897	Credit Suisse AG – HKEX European Warrants Jul 2017 A	100,000,000	2016/10/20	2017/07/18	15.00
13894	Credit Suisse AG – Tencent Holdings European Wts Apr 2017 F	100,000,000	2016/10/20	2017/04/06	15.00
13869	Goldman Sachs SP (Asia) – CC Bank European Wts Feb 2017 B	70,000,000	2016/10/20	2017/02/22	10.50
13873	HK Bank – China Life European Warrants Mar 2017 A	80,000,000	2016/10/20	2017/03/31	12.00

# MAIN BOARD WARRANTS

Code	Derivative warrants	No. of			Amount raised (HK\$ mil.)
		issue (units)	Listing date	Expiry	
13879	HK Bank – HSCEI European Warrants Dec 2017 A	180,000,000	2016/10/20	2017/12/28	28.80
13876	HK Bank – Tencent European Warrants Mar 2017 C	100,000,000	2016/10/20	2017/03/31	15.00
13906	J P Morgan SP BV – Geely Auto European Warrants May 2017 A	60,000,000	2016/10/20	2017/05/02	36.00
13872	J P Morgan SP BV – HSI European Warrants May 2017 E	300,000,000	2016/10/20	2017/05/29	45.30
13905	J P Morgan SP BV – Tencent European Warrants May 2017 A	200,000,000	2016/10/20	2017/05/31	30.20
13898	Macquarie Bank Ltd. – Agricultural Bk Euro Put Wt Aug 2017 B	40,000,000	2016/10/20	2017/08/02	10.00
13900	Macquarie Bank Ltd. – Sinopec Corp Euro Put Wts Jun 2017 A	37,000,000	2016/10/20	2017/06/02	10.06
13880	Macquarie Bank Ltd. – Tencent European Put Wts May 2017 D	15,000,000	2016/10/20	2017/05/04	10.02
13881	SG Issuer – CKI Holdings European Warrants May 2017 A	22,000,000	2016/10/20	2017/05/05	10.01
13883	SG Issuer – HN Renewables European Warrants May 2017 A	30,000,000	2016/10/20	2017/05/05	10.05
13885	SG Issuer – Stanchart European Warrants May 2017 A	15,000,000	2016/10/20	2017/05/05	10.05
13887	SG Issuer – Tencent European Warrants Oct 2017 D	200,000,000	2016/10/20	2017/10/06	30.00
13904	UBS AG – Geely Auto European Put Warrants Jun 2017 A	20,000,000	2016/10/20	2017/06/26	12.78
13903	UBS AG – HSI European Warrants Apr 2017 C	300,000,000	2016/10/20	2017/04/27	75.00
13902	UBS AG – Kingsoft European Warrants Mar 2017 B	100,000,000	2016/10/20	2017/03/22	18.30
13910	Goldman Sachs SP (Asia) – Ping An European Wts Mar 2017 C	100,000,000	2016/10/21	2017/03/27	15.00
13913	Goldman Sachs SP (Asia) – Tencent European Wt Mar 2017 D	300,000,000	2016/10/21	2017/03/29	45.00
13911	Goldman Sachs SP (Asia) – Tencent European Put Wt Mar 2017 C	200,000,000	2016/10/21	2017/03/29	30.00
13907	Macquarie Bank Ltd. – Li Ning European Warrants Sep 2019 A	40,000,000	2016/10/21	2019/09/17	10.00
13908	Macquarie Bank Ltd. – MTRC European Warrants Sep 2017 A	40,000,000	2016/10/21	2017/09/04	10.00
10418	SG Issuer – Nikkei 225 European Warrants Jun 2017 A	150,000,000	2016/10/21	2017/06/09	32.25
10419	SG Issuer – Nikkei 225 European Warrants Sep 2017 A	150,000,000	2016/10/21	2017/09/08	37.50
10420	SG Issuer – Nikkei 225 European Put Warrants Jun 2017 B	150,000,000	2016/10/21	2017/06/09	37.50
10421	BNP Paribas Arbit Issu B.V. – GBP/USD European Wts Jun 2017A	50,000,000	2016/10/24	2017/06/23	12.50
13923	Macquarie Bank Ltd. – Chi Res Land European Put Wts Jul17A	40,000,000	2016/10/24	2017/07/04	10.00
13918	Macquarie Bank Ltd. – Geely Auto European Wts Jul 2017 A	14,000,000	2016/10/24	2017/07/04	10.36
13919	Macquarie Bank Ltd. – Tencent European Warrants May 2017 E	10,000,000	2016/10/24	2017/05/04	16.49
13924	SG Issuer – GWMC European Warrants Sep 2017 A	80,000,000	2016/10/24	2017/09/05	12.00
13925	SG Issuer – HS H-SH European Put Warrants May 2017 A	25,000,000	2016/10/24	2017/05/05	10.88
13928	UBS AG – China Mobile European Warrants Apr 2017 B	100,000,000	2016/10/24	2017/04/24	49.30
13927	UBS AG – Sands China European Warrants Apr 2017 B	40,000,000	2016/10/24	2017/04/24	10.00
12652 #	Goldman Sachs SP (Asia) – China Life Euro Wts Apr 2017 A	120,000,000	2016/10/24	2017/04/24	10.32
13224 #	Credit Suisse AG – China Life European Warrants Apr 2017 A	150,000,000	2016/10/24	2017/04/28	13.50
13933	BOCI Asia Ltd. – CKP European Warrants May 2017 A	100,000,000	2016/10/25	2017/05/08	32.90
13935	BOCI Asia Ltd. – China Mobile European Warrants Apr 2017 B	200,000,000	2016/10/25	2017/04/03	68.40
13936	BOCI Asia Ltd. – China Mobile European Put Wts May 2017 A	100,000,000	2016/10/25	2017/05/02	35.70
13932	BOCI Asia Ltd. – Lenovo European Warrants May 2017 A	100,000,000	2016/10/25	2017/05/05	33.50
13937	Goldman Sachs SP (Asia) – China Life Euro Wts Mar 2017 A	120,000,000	2016/10/25	2017/03/29	18.00
13938	Macquarie Bank Ltd. – CKH European Warrants May 2017 A	20,000,000	2016/10/25	2017/05/04	10.00
13941	Macquarie Bank Ltd. – Greatwall Motor European Wts Nov 2018 A	40,000,000	2016/10/25	2018/11/02	10.00
13939	Macquarie Bank Ltd. – Yanzhou Coal European Wts May 2017 A	13,000,000	2016/10/25	2017/05/04	10.28
13929	SG Issuer – Geely Auto European Warrants Jun 2018 A	70,000,000	2016/10/25	2018/06/05	17.50
13931	SG Issuer – HSCEI European Put Warrants Aug 2017 A	150,000,000	2016/10/25	2017/08/30	37.50
13945	UBS AG – HSBC European Put Warrants Mar 2017 C	100,000,000	2016/10/25	2017/03/13	18.80

# MAIN BOARD WARRANTS

Code	Derivative warrants	No. of			Amount raised (HK\$ mil.)
		issue (units)	Listing date	Expiry	
13943	UBS AG – HSI European Put Warrants Apr 2017 D	300,000,000	2016/10/25	2017/04/27	51.00
13956	Credit Suisse AG – Ch Overseas European Warrants May 2017 A	50,000,000	2016/10/26	2017/05/31	12.50
13949	Credit Suisse AG – Geely Auto European Warrants Apr 2017 A	30,000,000	2016/10/26	2017/04/28	13.50
13952	Credit Suisse AG – Geely Auto European Put Warrants Apr 17 B	25,000,000	2016/10/26	2017/04/28	10.75
13953	Credit Suisse AG – Ping An European Warrants Mar 2017 C	80,000,000	2016/10/26	2017/03/02	16.40
13948	Macquarie Bank Ltd. – AIA European Warrants Jun 2017 A	36,000,000	2016/10/26	2017/06/02	10.19
13947	Macquarie Bank Ltd. – PWR Assets European Put Wts Sep17A	40,000,000	2016/10/26	2017/09/05	10.04
13958	UBS AG – Geely Auto European Warrants Apr 2017 A	40,000,000	2016/10/26	2017/04/25	21.04
13963	BOCI Asia Ltd. – Geely Auto European Warrants May 2017 A	100,000,000	2016/10/27	2017/05/08	58.50
13962	BOCI Asia Ltd. – Greatwall Motor European Warrants Sep 2017A	100,000,000	2016/10/27	2017/09/04	15.80
13961	BOCI Asia Ltd. – Tencent Holdings European Wts Apr 2017 B	200,000,000	2016/10/27	2017/04/06	30.00
13960	BOCI Asia Ltd. – Yanzhou Coal European Warrants Sep 2018 A	100,000,000	2016/10/27	2018/09/05	15.00
13969	Credit Suisse AG – CNOOC European Put Warrants Apr 2017 A	40,000,000	2016/10/27	2017/04/05	10.00
13959	Goldman Sachs SP (Asia) – AIA European Warrants Apr 2017 A	80,000,000	2016/10/27	2017/04/07	12.00
13965	HK Bank – Dongfeng Motor European Warrants Dec 2017 A	80,000,000	2016/10/27	2017/12/22	12.00
13968	HK Bank – Greatwall Motor European Warrants Aug 2017 A	80,000,000	2016/10/27	2017/08/30	12.00
13988	J P Morgan SP BV – GCL-Poly European Warrants Aug 2017 A	70,000,000	2016/10/27	2017/08/01	10.50
13986	J P Morgan SP BV – Geely Auto European Warrants Dec 2018 A	200,000,000	2016/10/27	2018/12/31	50.00
13980	Macquarie Bank Ltd. – China Life European Put Warrants Apr18A	40,000,000	2016/10/27	2018/04/04	10.00
13979	Macquarie Bank Ltd. – China Shenhua European Wts Dec 2017 A	40,000,000	2016/10/27	2017/12/04	10.04
13964	SG Issuer – GAC European Warrants Sep 2017 A	70,000,000	2016/10/27	2017/09/18	11.20
13991	J P Morgan SP BV – CAM CSI300 European Warrants Sep 2017 A	100,000,000	2016/10/31	2017/09/04	25.00
13995	J P Morgan SP BV – BOC HK European Warrants Dec 2017 A	100,000,000	2016/10/31	2017/12/29	25.00
13994	J P Morgan SP BV – China Mob European Wts May 2017 A	100,000,000	2016/10/31	2017/05/02	48.00
13992	J P Morgan SP BV – CSOP A50 ETF European Warrants Mar 2017 A	100,000,000	2016/10/31	2017/03/02	38.50
13993	J P Morgan SP BV – A50 China European Warrants Feb 2017 A	100,000,000	2016/10/31	2017/02/03	15.10
13990	Macquarie Bank Ltd. – Ch State Con European Wts Dec 2017 A	40,000,000	2016/10/31	2017/12/04	10.00
13989	Macquarie Bank Ltd. – HKEX European Warrants Jun 2017 A	30,000,000	2016/10/31	2017/06/02	10.08
26884 #	Credit Suisse AG – Car Inc European Warrants Mar 2017 A	190,000,000	2016/10/31	2017/03/31	10.07
14009	Credit Suisse AG – AAC Acoustic European Warrants Oct 2017 B	70,000,000	2016/11/01	2017/10/09	14.35
14007	Credit Suisse AG – China Mobile European Warrants Apr 2017 B	60,000,000	2016/11/01	2017/04/03	23.10
14010	Goldman Sachs SP (Asia) – CAM CSI300 European Wts Jun 2017 A	80,000,000	2016/11/01	2017/06/30	20.00
14001	Macquarie Bank Ltd. – BOCHK European Warrants Nov 2017 A	10,000,000	2016/11/01	2017/11/02	10.05
13996	Macquarie Bank Ltd. – China Life European Wts Mar 2018 B	40,000,000	2016/11/01	2018/03/02	10.00
14000	Macquarie Bank Ltd. – CSOP A50 ETF European Wts May 2017 A	36,000,000	2016/11/01	2017/05/04	17.10
14002	Macquarie Bank Ltd. – Galaxy Ent European Wts Sep 2017 A	40,000,000	2016/11/01	2017/09/04	10.00
14006	UBS AG – China Life European Warrants Mar 2017 A	100,000,000	2016/11/01	2017/03/30	15.00
14003	UBS AG – China Mobile European Warrants Apr 2017 C	100,000,000	2016/11/01	2017/04/03	23.00
14004	UBS AG – Ping An European Warrants Apr 2017 D	100,000,000	2016/11/01	2017/04/21	31.00
13044 #	Credit Suisse AG – Ping An European Warrants Mar 2017 B	80,000,000	2016/11/01	2017/03/08	10.40
14024	Credit Suisse AG – CHALCO European Wts May 2017 A	40,000,000	2016/11/02	2017/05/08	10.00
14019	Credit Suisse AG – Cathay Pacific European Warrants May 17 A	15,000,000	2016/11/02	2017/05/31	12.45
14018	Credit Suisse AG – China State Con European Warrants Dec17 A	40,000,000	2016/11/02	2017/12/29	10.00
14025	Credit Suisse AG – Henganintl European Warrants May 2017 A	25,000,000	2016/11/02	2017/05/04	13.50

# MAIN BOARD WARRANTS

Code	Derivative warrants	No. of			Amount raised (HK\$ mil.)
		issue (units)	Listing date	Expiry	
14026	Bank of East Asia – BYD European Warrants Dec 2018 B	70,000,000	2016/11/02	2018/12/24	11.62
14027	Bank of East Asia – Geely Auto European Warrants Dec 2018 A	60,000,000	2016/11/02	2018/12/24	15.00
14012	Bank of East Asia – Great Wall Motor European Wts Feb 2018 A	40,000,000	2016/11/02	2018/02/23	10.00
14011	Goldman Sachs SP (Asia) – Geely Auto European Wts Sep 2017 A	80,000,000	2016/11/02	2017/09/29	20.00
14015	HK Bank – China Shenhua European Warrants Sep 2017 A	80,000,000	2016/11/02	2017/09/22	14.40
14017	HK Bank – Geely Auto European Warrants May 2017 A	20,000,000	2016/11/02	2017/05/02	14.00
14028	J P Morgan SP BV – AAC Acoustic European Warrants Oct 2017 A	80,000,000	2016/11/02	2017/10/23	12.00
14013	J P Morgan SP BV – Greatwall Motor European Wts Sep 2017 A	80,000,000	2016/11/02	2017/09/01	12.00
14030	Credit Suisse AG – AIA European Warrants Apr 2017 A	70,000,000	2016/11/03	2017/04/03	14.98
14032	Credit Suisse AG – China Life European Warrants Sep 2017 B	80,000,000	2016/11/03	2017/09/04	20.00
14034	Haitong Int'l Sec – BYD European Warrants Feb 2018 A	70,000,000	2016/11/03	2018/02/26	10.50
14036	Haitong Int'l Sec – China Shenhua European Warrants Sep 17 A	50,000,000	2016/11/03	2017/09/22	11.00
14033	Haitong Int'l Sec – Kingsoft European Warrants Mar 2017 A	70,000,000	2016/11/03	2017/03/30	10.50
14048	J P Morgan SP BV – AIA European Warrants Mar 2017 A	100,000,000	2016/11/03	2017/03/31	20.20
14047	J P Morgan SP BV – China Life European Warrants Nov 2017 B	100,000,000	2016/11/03	2017/11/02	18.60
14049	J P Morgan SP BV – Sinopec Corp European Warrants May 2017 A	100,000,000	2016/11/03	2017/05/04	32.10
14054	J P Morgan SP BV – Tencent European Warrants Mar 2017 C	100,000,000	2016/11/03	2017/03/02	99.90
14039	Macquarie Bank Ltd. – China Life European Wts May 2017 B	13,000,000	2016/11/03	2017/05/04	10.01
14040	Macquarie Bank Ltd. – CNOOC European Warrants Nov 2017 A	25,000,000	2016/11/03	2017/11/02	10.03
14042	Macquarie Bank Ltd. – Sands China European Wts Jul 2017 B	40,000,000	2016/11/03	2017/07/04	10.00
14038	Macquarie Bank Ltd. – Tencent European Warrants Jun 2017 B	40,000,000	2016/11/03	2017/06/02	10.00
14043	SG Issuer – China Res Land European Warrants Jun 2017 A	40,000,000	2016/11/03	2017/06/05	10.00
14044	SG Issuer – Shenhua European Warrants Dec 2017 A	50,000,000	2016/11/03	2017/12/05	10.00
14046	SG Issuer – Henganintl Eu Wt Sep 2017 A	13,000,000	2016/11/03	2017/09/05	10.14
27071 #	Credit Suisse AG – HKEX European Warrants Feb 2017 A	150,000,000	2016/11/03	2017/02/28	12.00
14058	Credit Suisse AG – BYD European Warrants Mar 2017 A	25,000,000	2016/11/04	2017/03/02	10.38
14061	Credit Suisse AG – CKH Holdings European Warrants May 2017 A	40,000,000	2016/11/04	2017/05/05	20.40
14059	Credit Suisse AG – GCL-Poly Energy European Wts Aug 2017 A	50,000,000	2016/11/04	2017/08/30	12.50
14060	Credit Suisse AG – CSR Times European Warrants May 2017 A	40,000,000	2016/11/04	2017/05/08	18.00
14064	J P Morgan SP BV – Belle Int'l European Warrants Jun 2019 B	100,000,000	2016/11/04	2019/06/26	15.10
14067	J P Morgan SP BV – CPIC European Warrants May 2017 A	80,000,000	2016/11/04	2017/05/05	20.00
14069	J P Morgan SP BV – Ping An European Warrants May 2017 B	100,000,000	2016/11/04	2017/05/02	16.70
14065	J P Morgan SP BV – Sands China European Warrants Apr 2017 D	100,000,000	2016/11/04	2017/04/03	21.30
14063	J P Morgan SP BV – WH Group European Warrants Dec 2018 A	60,000,000	2016/11/04	2018/12/31	15.00
14055	Macquarie Bank Ltd. – CHALCO European Warrants Jun 2017 A	30,000,000	2016/11/04	2017/06/02	10.02
14056	SG Issuer – Ch Mob European Warrants Apr 2017 C	60,000,000	2016/11/04	2017/04/06	17.70
14057	SG Issuer – China Overseas European Warrants Jun 2017 A	60,000,000	2016/11/04	2017/06/05	10.20
14073	BOCI Asia Ltd. – China Life European Warrants Dec 2017 A	200,000,000	2016/11/07	2017/12/18	50.00
14072	BOCI Asia Ltd. – HKEX European Warrants Jul 2017 B	200,000,000	2016/11/07	2017/07/03	32.00
14088	Goldman Sachs SP (Asia) – AIA European Warrants Mar 2017 B	80,000,000	2016/11/07	2017/03/29	12.00
14082	HK Bank – AIA European Warrants May 2017 A	50,000,000	2016/11/07	2017/05/31	15.00
14081	J P Morgan SP BV – AIA European Warrants Feb 2017 B	100,000,000	2016/11/07	2017/02/07	21.40
14089	J P Morgan SP BV – CKH European Warrants Jun 2017 A	100,000,000	2016/11/07	2017/06/05	40.30
14085	Macquarie Bank Ltd. – AIA European Warrants Jun 2017 B	24,000,000	2016/11/07	2017/06/02	10.20

# MAIN BOARD WARRANTS

Code	Derivative warrants	No. of			Amount raised (HK\$ mil.)
		issue (units)	Listing date	Expiry	
14086	Macquarie Bank Ltd. – HKEX European Warrants Jun 2019 A	40,000,000	2016/11/07	2019/06/04	10.00
14075	Macquarie Bank Ltd. – Tencent European Warrants Feb 2019 A	50,000,000	2016/11/07	2019/02/04	12.50
14074	SG Issuer – AIA European Warrants Jun 2017 B	80,000,000	2016/11/07	2017/06/05	26.40
14083	UBS AG – AIA European Warrants Mar 2017 A	100,000,000	2016/11/07	2017/03/30	28.00
14084	UBS AG – Sands China European Warrants Jun 2017 A	70,000,000	2016/11/07	2017/06/27	11.34
14097	Credit Suisse AG – AIA European Warrants Feb 2017 C	70,000,000	2016/11/08	2017/02/07	10.50
14098	Credit Suisse AG – BOC HK European Warrants Dec 2017 A	70,000,000	2016/11/08	2017/12/29	11.20
14099	Credit Suisse AG – Chi Res Land European Warrants Jul 2017 A	50,000,000	2016/11/08	2017/07/03	10.00
14104	Goldman Sachs SP (Asia) – HSI European Warrants May 2017 A	150,000,000	2016/11/08	2017/05/29	22.50
14105	Goldman Sachs SP (Asia) – HSI European Put Wts Apr 2017 B	150,000,000	2016/11/08	2017/04/27	22.50
14103	Goldman Sachs SP (Asia) – Tencent European Wt May 2017 B	250,000,000	2016/11/08	2017/05/31	37.50
14123	J P Morgan SP BV – China Shenhua European Wts Nov 2017 A	80,000,000	2016/11/08	2017/11/02	20.08
14125	J P Morgan SP BV – HSCEI European Put Warrants Aug 2017 A	200,000,000	2016/11/08	2017/08/30	37.60
14122	Macquarie Bank Ltd. – CITIC European Warrants Dec 2017 A	20,000,000	2016/11/08	2017/12/04	10.04
14121	Macquarie Bank Ltd. – China Tel European Warrants Nov 2017 A	40,000,000	2016/11/08	2017/11/02	10.04
14111	Macquarie Bank Ltd. – HSBC European Warrants Nov 2017 A	40,000,000	2016/11/08	2017/11/02	10.00
14110	SG Issuer – CCoal European Warrants Jul 2017 A	28,000,000	2016/11/08	2017/07/05	10.08
14106	SG Issuer – CKP European Warrants Jul 2017 A	40,000,000	2016/11/08	2017/07/05	13.60
14091	SG Issuer – CSOP A50 ETF European Warrants May 2017 A	35,000,000	2016/11/08	2017/05/05	10.15
14096	SG Issuer – A50 China European Warrants Jun 2017 A	35,000,000	2016/11/08	2017/06/05	11.38
14093	SG Issuer – HS H-SHARE European Warrants Jun 2017 A	40,000,000	2016/11/08	2017/06/05	11.00
27772 #	UBS AG – CNOOC European Warrants Jun 2017 A	200,000,000	2016/11/08	2017/06/27	10.80
14143	Credit Suisse AG – AIA European Warrants Mar 2017 A	70,000,000	2016/11/09	2017/03/03	14.00
14141	Goldman Sachs SP (Asia) – Ping An European Wts Apr 2017 A	80,000,000	2016/11/09	2017/04/21	19.20
14136	HK Bank – China Mobile European Warrants Jun 2017 B	40,000,000	2016/11/09	2017/06/30	20.00
14130	HK Bank – Sinopec Corp European Warrants Jun 2017 A	40,000,000	2016/11/09	2017/06/30	12.00
14132	HK Bank – HSCEI European Put Warrants Aug 2017 A	100,000,000	2016/11/09	2017/08/30	18.00
14137	HK Bank – HSI European Put Warrants Apr 2017 C	100,000,000	2016/11/09	2017/04/27	16.00
14129	HK Bank – Tencent European Warrants May 2017 C	100,000,000	2016/11/09	2017/05/29	15.00
14145	J P Morgan SP BV – Melco Int'l Dev European Wts Dec 2017 A	60,000,000	2016/11/09	2017/12/29	15.00
14138	Macquarie Bank Ltd. – SMIC European Warrants Apr 2019 B	36,000,000	2016/11/09	2019/04/16	10.01
14139	Macquarie Bank Ltd. – Stanchart European Warrants Jul 2017 B	26,000,000	2016/11/09	2017/07/04	10.01
14140	SG Issuer – CAM CSI300 European Warrants Jul 2017 A	60,000,000	2016/11/09	2017/07/05	10.20
14127	SG Issuer – BOCHK European Warrants Jan 2018 A	60,000,000	2016/11/09	2018/01/04	10.20
14128	SG Issuer – HSI European Warrants Apr 2017 D	150,000,000	2016/11/09	2017/04/27	24.75
14144	UBS AG – Stanchart European Warrants May 2017 A	50,000,000	2016/11/09	2017/05/09	32.50
16422 #	Credit Suisse AG – China Mobile European Warrants Mar 2017 A	250,000,000	2016/11/09	2017/03/06	10.00
14153	Credit Suisse AG – Ping An European Warrants Apr 2017 C	70,000,000	2016/11/10	2017/04/21	19.95
14152	Credit Suisse AG – Tencent Holdings European Wts May 2017 A	150,000,000	2016/11/10	2017/05/04	22.50
14151	Goldman Sachs SP (Asia) – CKH European Wts Mar 2017 B	80,000,000	2016/11/10	2017/03/29	12.00
14146	Goldman Sachs SP (Asia) – Ch Overseas European Wts Apr 2017 A	80,000,000	2016/11/10	2017/04/26	12.00
14148	Goldman Sachs SP (Asia) – A50 China European Wts May 2017 A	80,000,000	2016/11/10	2017/05/31	20.00
14150	Goldman Sachs SP (Asia) – Lenovo European Wts Apr 2017 A	40,000,000	2016/11/10	2017/04/07	10.00
14158	HK Bank – HKEX European Warrants Jun 2017 A	100,000,000	2016/11/10	2017/06/30	15.00

# MAIN BOARD WARRANTS

Code	Derivative warrants	No. of			Amount raised (HK\$ mil.)
		issue (units)	Listing date	Expiry	
14159	HK Bank – HKEX European Put Warrants Sep 2017 C	100,000,000	2016/11/10	2017/09/29	18.00
14160	HK Bank – Tencent European Put Warrants Oct 2017 A	100,000,000	2016/11/10	2017/10/24	18.00
14162	Macquarie Bank Ltd. – Sinopec Corp European Wts Aug 2017 A	40,000,000	2016/11/10	2017/08/02	10.00
14155	Macquarie Bank Ltd. – Geely Auto European Put Ws May17A	18,000,000	2016/11/10	2017/05/19	10.08
14156	Macquarie Bank Ltd. – Tencent European Warrants Jun 2017 C	25,000,000	2016/11/10	2017/06/02	10.13
14149	UBS AG – CNOOC European Warrants May 2018 B	150,000,000	2016/11/10	2018/05/28	22.50
14179	Credit Suisse AG – PCCW European Warrants May 2017 A	40,000,000	2016/11/11	2017/05/10	10.00
14185	Goldman Sachs SP (Asia) – HKEX European Warrants Mar 2017 A	150,000,000	2016/11/11	2017/03/30	22.50
14178	Goldman Sachs SP (Asia) – PetroChina European Wts Apr 2017 A	60,000,000	2016/11/11	2017/04/26	10.02
14163	HK Bank – Greatwall Motor European Warrants Jun 2017 A	20,000,000	2016/11/11	2017/06/30	12.00
14177	Macquarie Bank Ltd. – CITIC European Warrants Dec 2017 B	20,000,000	2016/11/11	2017/12/04	10.02
14176	Macquarie Bank Ltd. – China Life European Wts Jul 2018 A	40,000,000	2016/11/11	2018/07/04	10.00
14174	Macquarie Bank Ltd. – Henganintl European Wts Mar 2018 A	20,000,000	2016/11/11	2018/03/02	10.68
14170	Macquarie Bank Ltd. – Want Want China European Wts Jan 2018 A	35,000,000	2016/11/11	2018/01/03	11.69
14165	SG Issuer – CMob European Put Warrants Jul 2017 B	60,000,000	2016/11/11	2017/07/05	21.00
14167	SG Issuer – Geely Auto European Warrants Oct 2017 A	80,000,000	2016/11/11	2017/10/06	12.00
14183	UBS AG – Stanchart European Warrants May 2017 B	50,000,000	2016/11/11	2017/05/10	14.00
14184	UBS AG – Tencent Holdings European Warrants May 2017 A	300,000,000	2016/11/11	2017/05/26	45.00
14222	Credit Suisse AG – China Shenhua European Wts Oct 2017 A	40,000,000	2016/11/14	2017/10/31	10.00
14219	Credit Suisse AG – New World Dev European Wts May 2017 A	30,000,000	2016/11/14	2017/05/15	10.35
14218	Credit Suisse AG – SHK Ppt European Warrants Apr 2017 A	40,000,000	2016/11/14	2017/04/28	10.00
14228	Goldman Sachs SP (Asia) – China Life Euro Wts Aug 2017 A	150,000,000	2016/11/14	2017/08/28	22.50
14227	Goldman Sachs SP (Asia) – HSI European Warrants Feb 2017 D	150,000,000	2016/11/14	2017/02/27	22.50
14229	Goldman Sachs SP (Asia) – SHK Ppt European Wts Apr 2017 A	40,000,000	2016/11/14	2017/04/21	10.00
14207	HK Bank – BOC HK European Warrants Dec 2017 A	80,000,000	2016/11/14	2017/12/22	12.00
14206	HK Bank – BOCL European Warrants Sep 2017 A	80,000,000	2016/11/14	2017/09/29	20.00
14194	Haitong Int'l Sec – China Dongxiang European Warrants Aug17A	40,000,000	2016/11/14	2017/08/08	10.04
14198	Haitong Int'l Sec – China Mobile European Warrants May 2017A	50,000,000	2016/11/14	2017/05/15	12.50
14192	Haitong Int'l Sec – Chow Tai Fook European Warrants Dec 18 A	40,000,000	2016/11/14	2018/12/31	10.00
14189	Haitong Int'l Sec – Baiyunshan Ph European Warrants Jun 17 A	40,000,000	2016/11/14	2017/06/30	12.12
14188	Haitong Int'l Sec – Huadian Fuxin European Warrants Jun 17 A	40,000,000	2016/11/14	2017/06/30	10.60
14190	Haitong Int'l Sec – Phoenixhealth European Warrants Jun 17 A	50,000,000	2016/11/14	2017/06/30	12.50
14202	Haitong Int'l Sec – Tencent European Warrants Nov 2017 B	70,000,000	2016/11/14	2017/11/28	10.50
14209	Haitong Int'l Sec – Tracker Fund European Warrants Dec 2017A	50,000,000	2016/11/14	2017/12/21	10.00
14186	Haitong Int'l Sec – ZTE European Warrants Sep 2017 A	50,000,000	2016/11/14	2017/09/29	12.50
14231	J P Morgan SP BV – Henderson Land Dev European Wt Jul 2017 A	60,000,000	2016/11/14	2017/07/03	15.06
14234	J P Morgan SP BV – New World Dev European Wts Jul 2017 A	40,000,000	2016/11/14	2017/07/03	14.16
14233	J P Morgan SP BV – SHK Ppt European Warrants May 2017 A	100,000,000	2016/11/14	2017/05/02	24.20
14235	J P Morgan SP BV – ZTE European Warrants Dec 2017 A	60,000,000	2016/11/14	2017/12/29	15.12
14214	Macquarie Bank Ltd. – Baiyunshan Ph European Warrants Sep17A	29,000,000	2016/11/14	2017/09/18	10.01
14216	Macquarie Bank Ltd. – ZTE European Warrants Nov 2017 A	40,000,000	2016/11/14	2017/11/02	10.00
14210	SG Issuer – CKP European Warrants May 2017 A	30,000,000	2016/11/14	2017/05/05	10.05
14204	SG Issuer – NewWorld Dev Eu Wt Jun 2017 A	12,000,000	2016/11/14	2017/06/05	11.40
14211	SG Issuer – SHK P European Warrants Jun 2017 A	25,000,000	2016/11/14	2017/06/05	13.00

# MAIN BOARD WARRANTS

Code	Derivative warrants	No. of			Amount raised (HK\$ mil.)
		issue (units)	Listing date	Expiry	
14212	SG Issuer – SHKP European Put Warrants Jun 2017 B	25,000,000	2016/11/14	2017/06/05	10.63
14226	UBS AG – China Overseas European Warrants May 2017 A	70,000,000	2016/11/14	2017/05/24	14.00
14225	UBS AG – SHK Ppt European Warrants May 2017 A	40,000,000	2016/11/14	2017/05/15	15.60
13662 #	Credit Suisse AG – China Life European Warrants Apr 2017 C	170,000,000	2016/11/14	2017/04/06	10.54
13894 #	Credit Suisse AG – Tencent Holdings European Wts Apr 2017 F	150,000,000	2016/11/14	2017/04/06	12.45
14242	BNP Paribas Arbit Issu B.V. – China Life Euro Wts Oct 2017 A	80,000,000	2016/11/15	2017/10/04	20.00
14243	BNP Paribas Arbit Issu B.V. – Ch Mobile Euro Wts Oct 2017 A	40,000,000	2016/11/15	2017/10/04	19.60
14240	BNP Paribas Arbit Issu B.V. – A50 China Euro Wts Aug 2017 A	40,000,000	2016/11/15	2017/08/02	10.80
14241	BNP Paribas Arbit Issu B.V. – Ping An European Wt Oct 2017 A	60,000,000	2016/11/15	2017/10/04	16.20
14249	Credit Suisse AG – HKEX European Warrants Feb 2017 B	50,000,000	2016/11/15	2017/02/27	24.25
14253	Credit Suisse AG – WH Group European Warrants May 2017 A	15,000,000	2016/11/15	2017/05/15	13.20
14248	Credit Suisse AG – ZTE European Warrants Oct 2017 A	40,000,000	2016/11/15	2017/10/31	10.00
14246	HK Bank – SHK Ppt European Warrants May 2017 A	30,000,000	2016/11/15	2017/05/31	15.00
14247	HK Bank – Tencent European Warrants Feb 2017 B	40,000,000	2016/11/15	2017/02/28	20.00
14250	Macquarie Bank Ltd. – CITIC Sec European Warrants Sep 2017 A	40,000,000	2016/11/15	2017/09/04	10.00
14244	Macquarie Bank Ltd. – China Mobile European Wts Jun 2017 B	31,000,000	2016/11/15	2017/06/02	10.01
14245	Macquarie Bank Ltd. – HKEX European Warrants Jun 2017 B	14,000,000	2016/11/15	2017/06/02	10.02
14252	Macquarie Bank Ltd. – Henderson Land Dev Euro Wts Oct 2017 A	36,000,000	2016/11/15	2017/10/03	10.01
14239	SG Issuer – Tencent European Put Warrants Nov 2017 C	100,000,000	2016/11/15	2017/11/03	17.50
14238	SG Issuer – Tencent European Put Warrants Apr 2018 A	100,000,000	2016/11/15	2018/04/04	16.50
14236	UBS AG – HSI European Warrants May 2017 B	300,000,000	2016/11/15	2017/05/29	45.00
14237	UBS AG – HSI European Warrants Jun 2017 A	300,000,000	2016/11/15	2017/06/29	45.00
14275	Goldman Sachs SP (Asia) – Tencent European Wt Apr 2017 B	250,000,000	2016/11/16	2017/04/26	37.50
14257	HK Bank – HSI European Warrants Mar 2017 F	150,000,000	2016/11/16	2017/03/30	24.00
14254	HK Bank – HSI European Warrants Apr 2017 D	150,000,000	2016/11/16	2017/04/27	22.50
14277	J P Morgan SP BV – AIA European Warrants Jun 2017 A	100,000,000	2016/11/16	2017/06/02	25.10
14290	J P Morgan SP BV – CKP European Warrants May 2017 A	100,000,000	2016/11/16	2017/05/02	23.80
14280	J P Morgan SP BV – China Life European Warrants Dec 2017 B	100,000,000	2016/11/16	2017/12/11	18.00
14287	J P Morgan SP BV – CNOOC European Warrants May 2017 B	100,000,000	2016/11/16	2017/05/15	41.40
14292	J P Morgan SP BV – GCL-Poly European Warrants Aug 2017 B	80,000,000	2016/11/16	2017/08/30	12.00
14289	J P Morgan SP BV – HSBC European Warrants Apr 2017 C	100,000,000	2016/11/16	2017/04/05	20.30
14272	J P Morgan SP BV – HSI European Warrants Jun 2017 C	300,000,000	2016/11/16	2017/06/29	50.10
14291	J P Morgan SP BV – HSI European Warrants Jun 2017 D	300,000,000	2016/11/16	2017/06/29	75.00
14276	J P Morgan SP BV – HSI European Warrants Jul 2017 A	300,000,000	2016/11/16	2017/07/28	75.30
14284	J P Morgan SP BV – Ping An European Warrants Jun 2017 C	100,000,000	2016/11/16	2017/06/01	27.50
14285	J P Morgan SP BV – Stanchart European Warrants Jun 2017 B	60,000,000	2016/11/16	2017/06/02	20.34
14258	SG Issuer – AIA European Warrants Jun 2017 C	80,000,000	2016/11/16	2017/06/05	27.60
14261	SG Issuer – CITIC Bank European Warrants Jul 2017 A	34,000,000	2016/11/16	2017/07/05	10.20
14262	SG Issuer – HSI European Put Warrants May 2017 C	150,000,000	2016/11/16	2017/05/29	37.50
14266	UBS AG – AIA European Warrants Jun 2017 A	100,000,000	2016/11/16	2017/06/02	26.00
14265	UBS AG – China Mobile European Warrants May 2017 A	100,000,000	2016/11/16	2017/05/15	39.30
14267	UBS AG – CSOP A50 ETF European Warrants May 2017 A	70,000,000	2016/11/16	2017/05/15	24.15
14263	UBS AG – HSI European Put Warrants May 2017 C	300,000,000	2016/11/16	2017/05/29	75.00
14309	Credit Suisse AG – HSBC European Wts Aug 2017 A	100,000,000	2016/11/17	2017/08/03	15.00

# MAIN BOARD WARRANTS

Code	Derivative warrants	No. of			Amount raised (HK\$ mil.)
		issue (units)	Listing date	Expiry	
14303	HK Bank – BYD European Warrants Dec 2017 A	180,000,000	2016/11/17	2017/12/20	27.00
14319	J P Morgan SP BV – Anhui Conch European Warrants Jul 2017 A	60,000,000	2016/11/17	2017/07/04	15.00
14315	J P Morgan SP BV – CHALCO European Warrants Jun 2017 A	40,000,000	2016/11/17	2017/06/02	10.84
14320	J P Morgan SP BV – CNBM European Warrants Jun 2017 A	60,000,000	2016/11/17	2017/06/09	15.06
14321	J P Morgan SP BV – MCC European Warrants Aug 2017 A	40,000,000	2016/11/17	2017/08/01	11.64
14295	Macquarie Bank Ltd. – Tencent European Warrants Jun 2017 E	12,000,000	2016/11/17	2017/06/02	10.06
14294	Macquarie Bank Ltd. – Tencent European Put Wts Jun 2017 D	8,000,000	2016/11/17	2017/06/02	10.00
14306	SG Issuer – CCB European Warrants Jun 2017 A	60,000,000	2016/11/17	2017/06/05	15.00
14296	SG Issuer – China Life European Put Warrants Dec 2017 B	150,000,000	2016/11/17	2017/12/05	37.50
14307	SG Issuer – Ch Mob European Warrants Jun 2017 A	60,000,000	2016/11/17	2017/06/05	27.30
14308	SG Issuer – CRCC European Warrants Dec 2017 A	70,000,000	2016/11/17	2017/12/05	10.50
14312	SG Issuer – HSBC European Warrants Aug 2017 A	100,000,000	2016/11/17	2017/08/03	15.00
14301	SG Issuer – HSBC European Put Warrants Jun 2017 A	100,000,000	2016/11/17	2017/06/05	25.00
14297	SG Issuer – HSCEI European Put Warrants Jun 2017 B	150,000,000	2016/11/17	2017/06/29	37.50
14300	SG Issuer – HSI European Put Warrants May 2017 D	150,000,000	2016/11/17	2017/05/29	37.50
14298	SG Issuer – HSI European Put Warrants Jul 2017 B	150,000,000	2016/11/17	2017/07/28	37.50
14329	BOCI Asia Ltd. – AIA European Warrants May 2017 A	200,000,000	2016/11/18	2017/05/22	51.20
14326	BOCI Asia Ltd. – CC Bank European Warrants May 2017 A	100,000,000	2016/11/18	2017/05/26	28.70
14331	BOCI Asia Ltd. – CITIC Sec European Warrants May 2017 A	100,000,000	2016/11/18	2017/05/10	15.10
14328	BOCI Asia Ltd. – China Mobile European Warrants May 2017 B	200,000,000	2016/11/18	2017/05/08	62.80
14323	BOCI Asia Ltd. – Geely Auto European Warrants Oct 2017 A	100,000,000	2016/11/18	2017/10/03	15.50
14322	BOCI Asia Ltd. – Galaxy Ent European Warrants May 2017 B	100,000,000	2016/11/18	2017/05/29	25.30
14330	BOCI Asia Ltd. – Ping An European Warrants May 2017 B	200,000,000	2016/11/18	2017/05/22	51.00
14324	BOCI Asia Ltd. – Tencent Holdings European Wts Jun 2017 D	200,000,000	2016/11/18	2017/06/05	33.00
14349	Credit Suisse AG – CC Bank European Warrants Jul 2017 A	50,000,000	2016/11/18	2017/07/31	12.50
14357	Credit Suisse AG – CC Bank European Put Warrants May 2017 A	40,000,000	2016/11/18	2017/05/17	10.00
14360	Credit Suisse AG – China Life European Put Wts Apr 2017 D	70,000,000	2016/11/18	2017/04/28	10.50
14352	Credit Suisse AG – Sinopec Corp European Warrants Jun 2017 A	40,000,000	2016/11/18	2017/06/02	10.00
14358	Credit Suisse AG – CSOP A50 ETF European Warrants Mar 2017 B	70,000,000	2016/11/18	2017/03/30	10.50
14355	Credit Suisse AG – Galaxy Ent European Warrants May 2017 A	50,000,000	2016/11/18	2017/05/31	12.50
14350	Credit Suisse AG – ICBC European Warrants May 2017 A	70,000,000	2016/11/18	2017/05/02	10.50
14354	Credit Suisse AG – PICC European Warrants Jun 2017 A	25,000,000	2016/11/18	2017/06/05	15.25
14361	Goldman Sachs SP (Asia) – AIA European Warrants May 2017 A	80,000,000	2016/11/18	2017/05/29	20.00
14372	Goldman Sachs SP (Asia) – BOCL European Warrants May 2017 C	80,000,000	2016/11/18	2017/05/31	20.00
14363	Goldman Sachs SP (Asia) – China Mobile Euro Wts May 2017 A	80,000,000	2016/11/18	2017/05/31	20.00
14367	Goldman Sachs SP (Asia) – HSBC European Warrants Jun 2017 A	80,000,000	2016/11/18	2017/06/08	20.00
14365	Goldman Sachs SP (Asia) – Ping An European Wts Apr 2017 B	100,000,000	2016/11/18	2017/04/26	15.00
14339	HK Bank – Jiangxi Copper European Warrants Jun 2017 A	80,000,000	2016/11/18	2017/06/30	12.00
14340	HK Bank – Stanchart European Warrants Jun 2017 C	40,000,000	2016/11/18	2017/06/30	16.00
14341	J P Morgan SP BV – JX Copper European Warrants Jun 2017 A	70,000,000	2016/11/18	2017/06/30	10.64
14343	Macquarie Bank Ltd. – BYD European Put Warrants Jun 2017 A	25,000,000	2016/11/18	2017/06/02	10.00
14342	Macquarie Bank Ltd. – Tencent European Warrants Jun 2017 F	11,000,000	2016/11/18	2017/06/02	21.31
14333	SG Issuer – CHALCO European Warrants Jun 2017 A	26,000,000	2016/11/18	2017/06/05	10.14
14334	SG Issuer – ChiUnicom European Warrants Jul 2017 A	16,000,000	2016/11/18	2017/07/05	10.08



# MAIN BOARD WARRANTS

Code	Derivative warrants	No. of			Amount raised (HK\$ mil.)
		issue (units)	Listing date	Expiry	
14347	SG Issuer – HS H-SHARE European Warrants Jun 2017 B	40,000,000	2016/11/18	2017/06/05	22.00
14335	SG Issuer – JIANC European Warrants Dec 2017 B	80,000,000	2016/11/18	2017/12/05	20.00
14344	UBS AG – Tencent Holdings European Warrants Mar 2017 C	50,000,000	2016/11/18	2017/03/01	28.30
14407	Credit Suisse AG – CRCC European Warrants Nov 2017 A	70,000,000	2016/11/21	2017/11/30	11.90
14389	Credit Suisse AG – HSBC European Put Warrants Apr 2017 F	50,000,000	2016/11/21	2017/04/06	11.25
14391	Credit Suisse AG – HS H-SHARE European Warrants Apr 2017 A	50,000,000	2016/11/21	2017/04/05	11.85
14408	Credit Suisse AG – Jiangxi Copper European Wts Jun 2017 A	100,000,000	2016/11/21	2017/06/27	15.00
14377	Credit Suisse AG – Tencent Holdings European Wts Mar 2017 D	50,000,000	2016/11/21	2017/03/31	44.00
14378	Credit Suisse AG – Tencent Holdings European Wts Jun 2017 C	150,000,000	2016/11/21	2017/06/05	37.50
14376	Credit Suisse AG – Tencent Holdings European Wts Jul 2017 C	150,000,000	2016/11/21	2017/07/31	22.50
14392	Credit Suisse AG – Zijin Mining European Warrants May 2017 A	40,000,000	2016/11/21	2017/05/22	10.00
14421	Goldman Sachs SP (Asia) – CC Bank European Wts Apr 2017 A	80,000,000	2016/11/21	2017/04/07	12.00
14424	Goldman Sachs SP (Asia) – HSBC European Put Wts Apr 2017 C	80,000,000	2016/11/21	2017/04/24	12.00
14423	Goldman Sachs Sp (Asia) – ICBC European Warrants Apr 2017 A	80,000,000	2016/11/21	2017/04/24	12.00
14420	Goldman Sachs SP (Asia) – Tencent European Wt Jun 2017 D	250,000,000	2016/11/21	2017/06/23	37.50
14384	HK Bank – CC Bank European Warrants Aug 2017 A	50,000,000	2016/11/21	2017/08/31	20.00
14386	HK Bank – PetroChina European Warrants Jun 2017 A	50,000,000	2016/11/21	2017/06/30	20.00
14416	J P Morgan SP BV – CITIC Bank European Warrants Jul 2017 A	100,000,000	2016/11/21	2017/07/03	25.20
14412	J P Morgan SP BV – Ch LongYuan European Warrants Aug 2018 A	70,000,000	2016/11/21	2018/08/31	10.64
14413	J P Morgan SP BV – Huaneng Power European Wts Aug 2017 A	60,000,000	2016/11/21	2017/08/01	18.48
14415	J P Morgan SP BV – PCCW European Warrants Jul 2017 A	40,000,000	2016/11/21	2017/07/03	10.12
14410	J P Morgan SP BV – Tencent European Warrants Apr 2017 C	100,000,000	2016/11/21	2017/04/03	86.50
14373	J P Morgan SP BV – Tencent European Warrants Jun 2017 C	300,000,000	2016/11/21	2017/06/30	45.30
14411	J P Morgan SP BV – Tencent European Put Warrants Dec 2017 C	200,000,000	2016/11/21	2017/12/29	50.20
14387	Macquarie Bank Ltd. – BYD European Warrants Jun 2017 B	15,000,000	2016/11/21	2017/06/02	10.02
14388	Macquarie Bank Ltd. – KECL European Warrants Oct 2017 A	15,000,000	2016/11/21	2017/10/04	10.11
14404	Macquarie Bank Ltd. – Swire Pacific A European Wts Feb18A	40,000,000	2016/11/21	2018/02/02	10.00
14379	SG Issuer – Anhui Conch European Warrants Aug 2017 A	40,000,000	2016/11/21	2017/08/03	10.00
14393	SG Issuer – CKH European Warrants Jul 2017 B	30,000,000	2016/11/21	2017/07/05	12.75
14394	SG Issuer – CKH European Put Warrants Jun 2017 A	30,000,000	2016/11/21	2017/06/05	10.05
14380	SG Issuer – CNBM European Warrants Jul 2017 A	25,000,000	2016/11/21	2017/07/05	10.00
14399	SG Issuer – CSOP A50 Eu Put Wt Jun 2017 A	20,000,000	2016/11/21	2017/06/05	11.80
14401	SG Issuer – A50 China European Put Warrants Jun 2017 B	20,000,000	2016/11/21	2017/06/05	10.00
14396	SG Issuer – PetroChina European Warrants Jul 2017 A	60,000,000	2016/11/21	2017/07/05	20.70
14397	SG Issuer – Tencent European Warrants May 2017 B	20,000,000	2016/11/21	2017/05/05	11.60
14381	SG Issuer – Tencent European Warrants Sep 2017 A	200,000,000	2016/11/21	2017/09/05	50.00
14398	SG Issuer – ZTE European Warrants Aug 2017 A	60,000,000	2016/11/21	2017/08/03	15.00
14419	UBS AG – Tencent Holdings European Warrants Mar 2017 D	50,000,000	2016/11/21	2017/03/29	50.40
14426	Goldman Sachs SP (Asia) – Ch Comm Cons Euro Wts Oct 2017 A	80,000,000	2016/11/22	2017/10/26	12.00
14427	Goldman Sachs SP (Asia) – Tencent European Wt Mar 2017 E	50,000,000	2016/11/22	2017/03/28	31.15
14431	Goldman Sachs SP (Asia) – Tencent European Wt Jul 2017 B	300,000,000	2016/11/22	2017/07/27	45.00
14434	Goldman Sachs SP (Asia) – Tencent European Put Wt Oct 2017 A	200,000,000	2016/11/22	2017/10/24	36.00
14449	J P Morgan SP BV – Ch Comm Cons European Warrants Dec 2017 A	100,000,000	2016/11/22	2017/12/04	15.10
14457	J P Morgan SP BV – Ch Southern Air European Warrants Jun 19A	70,000,000	2016/11/22	2019/06/04	10.64

# MAIN BOARD WARRANTS

Code	Derivative warrants	No. of			Amount raised (HK\$ mil.)
		issue (units)	Listing date	Expiry	
14451	J P Morgan SP BV – China Tel European Warrants Jul 2017 B	100,000,000	2016/11/22	2017/07/03	26.10
14450	J P Morgan SP BV – Zhaojin Mining European Wts Dec 2017 A	70,000,000	2016/11/22	2017/12/15	10.50
14435	Macquarie Bank Ltd. – China Life European Wts Jun 2017 B	25,000,000	2016/11/22	2017/06/02	10.00
14425	Macquarie Bank Ltd. – HKEX European Warrants Jun 2017 C	8,000,000	2016/11/22	2017/06/02	15.78
14437	SG Issuer – BYD European Warrants Jul 2017 A	22,000,000	2016/11/22	2017/07/05	10.01
14439	SG Issuer – GWMC European Warrants Jul 2017 A	13,000,000	2016/11/22	2017/07/05	10.40
14441	SG Issuer – HSI European Warrants Apr 2017 E	150,000,000	2016/11/22	2017/04/27	22.50
14445	SG Issuer – HSI European Warrants Jun 2017 D	150,000,000	2016/11/22	2017/06/29	22.50
14448	UBS AG – HSBC European Warrants May 2017 A	100,000,000	2016/11/22	2017/05/22	25.10
14447	UBS AG – HSBC European Put Warrants Mar 2017 D	100,000,000	2016/11/22	2017/03/27	15.40
14468	Credit Suisse AG – PetroChina European Warrants Apr 2017 A	70,000,000	2016/11/23	2017/04/28	10.50
14465	Credit Suisse AG – Tencent Holdings European Wts Mar 2017 E	150,000,000	2016/11/23	2017/03/03	22.50
14467	Credit Suisse AG – China Vanke European Warrants Apr 2017 A	70,000,000	2016/11/23	2017/04/27	10.50
14461	HK Bank – Sinopec Corp European Warrants Jun 2017 B	50,000,000	2016/11/23	2017/06/30	17.50
14462	HK Bank – HSI European Put Warrants May 2017 A	150,000,000	2016/11/23	2017/05/29	24.00
14460	HK Bank – Tencent European Warrants Jun 2017 A	150,000,000	2016/11/23	2017/06/26	22.50
14459	HK Bank – Tencent European Warrants Jul 2017 B	150,000,000	2016/11/23	2017/07/31	22.50
14458	J P Morgan SP BV – Ch Overseas European Warrants May 2017 B	100,000,000	2016/11/23	2017/05/31	15.30
14472	J P Morgan SP BV – Geely Auto European Warrants Jun 2018 A	200,000,000	2016/11/23	2018/06/01	30.20
14470	J P Morgan SP BV – HSBC European Warrants Apr 2017 D	100,000,000	2016/11/23	2017/04/21	21.80
14469	J P Morgan SP BV – HSBC European Warrants Oct 2017 A	100,000,000	2016/11/23	2017/10/03	16.00
14464	SG Issuer – HSI European Warrants Jun 2017 E	150,000,000	2016/11/23	2017/06/29	24.75
13905 #	J P Morgan SP BV – Tencent European Warrants May 2017 A	200,000,000	2016/11/23	2017/05/31	13.20
14482	BOCI Asia Ltd. – CKH European Warrants Jun 2017 A	100,000,000	2016/11/24	2017/06/12	31.50
14490	BOCI Asia Ltd. – HSCEI European Warrants Jul 2017 A	100,000,000	2016/11/24	2017/07/28	15.00
14491	BOCI Asia Ltd. – HSCEI European Put Warrants Aug 2017 A	100,000,000	2016/11/24	2017/08/30	20.10
14487	BOCI Asia Ltd. – HS H-SHARE European Warrants Jun 2017 A	100,000,000	2016/11/24	2017/06/01	38.10
14488	BOCI Asia Ltd. – HSI European Warrants Jul 2017 A	100,000,000	2016/11/24	2017/07/28	15.60
14489	BOCI Asia Ltd. – HSI European Put Warrants May 2017 A	100,000,000	2016/11/24	2017/05/29	15.40
14484	BOCI Asia Ltd. – SHK Ppt European Warrants Jun 2017 A	100,000,000	2016/11/24	2017/06/05	43.60
14496	BNP Paribas Arbit Issu B.V. – AIA European Wts Jan 2018 A	40,000,000	2016/11/24	2018/01/02	10.40
14495	BNP Paribas Arbit Issu B.V. – China Life Euro Wts Apr 2018 A	70,000,000	2016/11/24	2018/04/03	17.50
14506	BNP Paribas Arbit Issu B.V. – HSBC European Wts Apr 2017 D	60,000,000	2016/11/24	2017/04/05	12.00
14493	BNP Paribas Arbit Issu B.V. – HSI European Wts Jul 2017 A	100,000,000	2016/11/24	2017/07/28	18.00
14494	BNP Paribas Arbit Issu B.V. – HSI Euro Put Wts Jul 2017 B	100,000,000	2016/11/24	2017/07/28	25.00
14515	Credit Suisse AG – Galaxy Ent European Put Wts Jun 2017 A	50,000,000	2016/11/24	2017/06/02	13.25
14514	Credit Suisse AG – Sands China European Put Wts Apr 2017 B	70,000,000	2016/11/24	2017/04/05	12.60
14511	Bank of East Asia – Galaxy Ent European Warrants Jun 2017 A	40,000,000	2016/11/24	2017/06/27	10.00
14508	Bank of East Asia – ZTE European Warrants Oct 2017 A	40,000,000	2016/11/24	2017/10/27	10.00
14517	Goldman Sachs SP (Asia) – Ch Overseas European Wts Jul 2017 A	80,000,000	2016/11/24	2017/07/31	20.00
14525	Goldman Sachs SP (Asia) – HSI European Warrants Apr 2017 C	200,000,000	2016/11/24	2017/04/27	30.00
14498	HK Bank – China Overseas European Warrants Jun 2017 A	80,000,000	2016/11/24	2017/06/07	12.00
14500	HK Bank – Galaxy Ent European Warrants May 2017 A	50,000,000	2016/11/24	2017/05/31	12.50
14503	HK Bank – Galaxy Ent European Put Warrants May 2017 B	50,000,000	2016/11/24	2017/05/31	14.00

# MAIN BOARD WARRANTS

Code	Derivative warrants	No. of			Amount raised (HK\$ mil.)
		issue (units)	Listing date	Expiry	
14497	HK Bank – Lenovo European Warrants Jul 2017 A	50,000,000	2016/11/24	2017/07/31	15.00
14504	HK Bank – Sands China European Put Warrants May 2017 A	50,000,000	2016/11/24	2017/05/23	15.00
14536	J P Morgan SP BV – CC Bank European Wts Jun 2017 A	100,000,000	2016/11/24	2017/06/02	17.40
14533	J P Morgan SP BV – CC Bank European Wts Aug 2017 A	100,000,000	2016/11/24	2017/08/01	25.20
14526	J P Morgan SP BV – Galaxy Ent European Warrants Jun 2017 C	100,000,000	2016/11/24	2017/06/30	25.00
14528	J P Morgan SP BV – Galaxy Ent European Put Wts Aug 2017 A	100,000,000	2016/11/24	2017/08/01	31.10
14539	J P Morgan SP BV – HSI European Put Warrants May 2017 F	300,000,000	2016/11/24	2017/05/29	45.30
14537	J P Morgan SP BV – PICC European Warrants Apr 2017 A	60,000,000	2016/11/24	2017/04/06	14.04
14531	J P Morgan SP BV – Sands China European Warrants Oct 2017 A	100,000,000	2016/11/24	2017/10/03	25.10
14530	J P Morgan SP BV – Sands China European Put Wts Jun 2017 A	100,000,000	2016/11/24	2017/06/30	37.40
14480	Macquarie Bank Ltd. – China Overseas European Wts Mar 2018 A	40,000,000	2016/11/24	2018/03/02	10.00
14479	Macquarie Bank Ltd. – Lenovo European Warrants Jun 2017 A	26,000,000	2016/11/24	2017/06/02	10.01
14474	Macquarie Bank Ltd. – PetroChina European Wts Jun 2017 A	36,000,000	2016/11/24	2017/06/02	10.01
14492	SG Issuer – Galaxy Ent European Put Warrants Jun 2017 A	60,000,000	2016/11/24	2017/06/05	15.00
14519	SG Issuer – HSI European Warrants Jul 2017 C	150,000,000	2016/11/24	2017/07/28	37.50
14520	SG Issuer – Sands China European Put Warrants Jul 2017 A	60,000,000	2016/11/24	2017/07/05	15.00
14522	SG Issuer – Tencent European Warrants Apr 2017 E	20,000,000	2016/11/24	2017/04/06	17.60
14523	SG Issuer – Zijin Mining European Warrants Jul 2017 A	40,000,000	2016/11/24	2017/07/05	10.00
14152 #	Credit Suisse AG – Tencent Holdings European Wts May 2017 A	100,000,000	2016/11/24	2017/05/04	10.20
17101 #	J P Morgan SP BV – China Mob European Wts Mar 2017 A	500,000,000	2016/11/24	2017/03/06	10.50
14552	BOCI Asia Ltd. – China Life European Put Warrants Oct 2017 A	100,000,000	2016/11/25	2017/10/23	25.00
14551	BOCI Asia Ltd. – Ch Overseas European Warrants Oct 2017 A	100,000,000	2016/11/25	2017/10/16	25.00
14550	BOCI Asia Ltd. – Galaxy Ent European Put Warrants Jun 2017 A	100,000,000	2016/11/25	2017/06/05	28.80
14554	BOCI Asia Ltd. – HSBC European Put Warrants Jun 2017 A	100,000,000	2016/11/25	2017/06/12	33.00
14571	BNP Paribas Arbit Issu B.V. – CKH European Wts Jun 2017 A	40,000,000	2016/11/25	2017/06/02	12.80
14573	BNP Paribas Arbit Issu B.V. – Galaxy Ent Euro Wts Sep 2017 A	40,000,000	2016/11/25	2017/09/04	10.00
14572	BNP Paribas Arbit Issu B.V. – SHK Ppt Euro Wts Jun 2017 A	40,000,000	2016/11/25	2017/06/02	15.20
14575	Credit Suisse AG – BOCL European Warrants Apr 2017 B	70,000,000	2016/11/25	2017/04/05	10.50
14579	Credit Suisse AG – HSBC European Wts Oct 2017 A	100,000,000	2016/11/25	2017/10/06	15.00
14578	Credit Suisse AG – Sands China European Warrants May 2017 A	50,000,000	2016/11/25	2017/05/31	12.50
14574	Credit Suisse AG – Tencent Holdings European Wts May 2017 B	50,000,000	2016/11/25	2017/05/04	33.50
14557	HK Bank – CSOP A50 ETF European Warrants Jun 2017 A	40,000,000	2016/11/25	2017/06/30	20.00
14556	HK Bank – Link REIT European Warrants Jul 2017 A	50,000,000	2016/11/25	2017/07/31	12.50
14592	J P Morgan SP BV – China Mob European Wts Jun 2017 A	100,000,000	2016/11/25	2017/06/30	37.10
14588	J P Morgan SP BV – Sinopec Corp European Warrants Mar 2017 B	100,000,000	2016/11/25	2017/03/01	19.10
14587	J P Morgan SP BV – China Unicom European Warrants Dec 2017 A	200,000,000	2016/11/25	2017/12/01	30.20
14581	J P Morgan SP BV – China Vanke European Warrants Jun 2017 A	100,000,000	2016/11/25	2017/06/02	15.20
14559	SG Issuer – Galaxy Ent European Warrants Aug 2017 B	60,000,000	2016/11/25	2017/08/03	15.00
14548	SG Issuer – HSI European Put Warrants May 2017 E	150,000,000	2016/11/25	2017/05/29	37.50
14546	SG Issuer – HSI European Put Warrants Jun 2017 F	150,000,000	2016/11/25	2017/06/29	37.50
14543	SG Issuer – HSI European Put Warrants Jul 2017 D	150,000,000	2016/11/25	2017/07/28	37.50
14541	SG Issuer – HSI European Put Warrants Aug 2017 A	150,000,000	2016/11/25	2017/08/30	37.50
14540	SG Issuer – HSI European Put Warrants Sep 2017 A	150,000,000	2016/11/25	2017/09/28	37.50
14549	SG Issuer – MTRC European Warrants Aug 2017 A	40,000,000	2016/11/25	2017/08/03	10.00

# MAIN BOARD WARRANTS

Code	Derivative warrants	No. of			Amount raised (HK\$ mil.)
		issue (units)	Listing date	Expiry	
14560	SG Issuer – Sands China European Warrants Aug 2017 A	60,000,000	2016/11/25	2017/08/03	15.00
14561	SG Issuer – Tencent European Warrants Jul 2017 E	200,000,000	2016/11/25	2017/07/05	50.00
14564	UBS AG – HKEX European Warrants Jun 2017 B	300,000,000	2016/11/25	2017/06/28	46.80
14567	UBS AG – HSBC European Warrants Apr 2017 B	100,000,000	2016/11/25	2017/04/21	16.10
14565	UBS AG – Lenovo European Warrants Apr 2017 A	50,000,000	2016/11/25	2017/04/07	10.00
14599	BNP Paribas Arbit Issu B.V. – China Life Euro Wts Jan 2018 A	70,000,000	2016/11/28	2018/01/03	11.20
14601	BNP Paribas Arbit Issu B.V. – Ping An European Wt May 2017 B	60,000,000	2016/11/28	2017/05/04	10.20
14611	Credit Suisse AG – ChiUnicom European Warrants Jul 2017 A	30,000,000	2016/11/28	2017/07/03	10.95
14613	Credit Suisse AG – Geely Auto European Warrants Sep 2017 A	100,000,000	2016/11/28	2017/09/29	15.00
14609	Credit Suisse AG – Ping An European Put Warrants Jun 2017 C	50,000,000	2016/11/28	2017/06/02	13.00
14623	Goldman Sachs SP (Asia) – CITIC Sec European Wts Aug 2017 A	80,000,000	2016/11/28	2017/08/21	12.00
14622	Goldman Sachs SP (Asia) – China Life Euro Wts Jun 2017 B	80,000,000	2016/11/28	2017/06/23	12.00
14594	HK Bank – Sands China European Warrants Jul 2017 A	50,000,000	2016/11/28	2017/07/05	12.50
14593	HK Bank – China Vanke European Warrants Apr 2017 A	80,000,000	2016/11/28	2017/04/28	12.00
14621	J P Morgan SP BV – China Life European Warrants Apr 2017 C	100,000,000	2016/11/28	2017/04/03	26.70
14620	J P Morgan SP BV – Tencent European Warrants Mar 2017 D	100,000,000	2016/11/28	2017/03/01	33.30
14615	J P Morgan SP BV – Tencent European Warrants Jun 2017 D	200,000,000	2016/11/28	2017/06/01	30.20
14619	J P Morgan SP BV – Tencent European Warrants Jun 2017 E	200,000,000	2016/11/28	2017/06/23	30.00
14597	Macquarie Bank Ltd. – AIA European Put Warrants Jun 2017 C	40,000,000	2016/11/28	2017/06/02	10.04
14596	Macquarie Bank Ltd. – Minsheng Bank European Wts Jun 2017 A	12,000,000	2016/11/28	2017/06/02	10.01
14595	Macquarie Bank Ltd. – Tencent European Put Wts Jun 2017 G	20,000,000	2016/11/28	2017/06/02	10.00
14604	UBS AG – CAM CSI300 European Warrants Jun 2017 A	50,000,000	2016/11/28	2017/06/23	10.60
14607	UBS AG – Geely Auto European Warrants Apr 2017 B	40,000,000	2016/11/28	2017/04/25	21.84
14603	UBS AG – Tencent Holdings European Put Warrants Apr 2017 B	30,000,000	2016/11/28	2017/04/28	22.92
14662	Credit Suisse AG – Minsheng Bank European Wts Mar 2017 A	35,000,000	2016/11/29	2017/03/29	10.33
14663	Credit Suisse AG – HKEX European Warrants Jun 2017 D	150,000,000	2016/11/29	2017/06/28	22.50
14641	HK Bank – China Life European Warrants Jun 2017 B	100,000,000	2016/11/29	2017/06/30	15.00
14640	Haitong Int'l Sec – Ch Overseas European Warrants Jul 2017 A	68,000,000	2016/11/29	2017/07/31	10.20
14629	Haitong Int'l Sec – Galaxy Ent European Warrants May 2017 A	40,000,000	2016/11/29	2017/05/29	10.36
14625	Haitong Int'l Sec – HSBC European Warrants Mar 2017 B	80,000,000	2016/11/29	2017/03/29	12.00
14639	Haitong Int'l Sec – Jiangxi Copper European Warrants Dec17 A	40,000,000	2016/11/29	2017/12/29	10.00
14626	Haitong Int'l Sec – SHK Ppt European Warrants May 2017 A	40,000,000	2016/11/29	2017/05/29	10.00
14673	J P Morgan SP BV – China Life European Warrants Jun 2017 A	100,000,000	2016/11/29	2017/06/30	15.50
14674	J P Morgan SP BV – China Life European Warrants Sep 2017 A	100,000,000	2016/11/29	2017/09/01	15.20
14671	J P Morgan SP BV – Galaxy Ent European Warrants Aug 2017 B	100,000,000	2016/11/29	2017/08/01	25.10
14672	J P Morgan SP BV – Galaxy Ent European Put Wts Jun 2017 D	100,000,000	2016/11/29	2017/06/05	33.40
14642	Macquarie Bank Ltd. – China Life European Wts Feb 2018 A	40,000,000	2016/11/29	2018/02/02	10.00
14643	SG Issuer – CCB European Put Warrants Jun 2017 B	60,000,000	2016/11/29	2017/06/05	16.50
14644	SG Issuer – Ch Mob European Warrants May 2017 A	70,000,000	2016/11/29	2017/05/05	10.50
14648	SG Issuer – China Oilfield European Warrants Jun 2018 A	100,000,000	2016/11/29	2018/06/05	25.00
14649	SG Issuer – Geely Auto European Warrants Sep 2018 A	70,000,000	2016/11/29	2018/09/05	17.50
14650	SG Issuer – HSBC European Put Warrants Jun 2017 B	100,000,000	2016/11/29	2017/06/05	34.00
14654	SG Issuer – ICBC European Put Wt Jun 2017 B	60,000,000	2016/11/29	2017/06/05	15.00
14655	SG Issuer – KECL European Warrants Jul 2017 A	22,000,000	2016/11/29	2017/07/05	10.01

# MAIN BOARD WARRANTS

Code	Derivative warrants	No. of			Amount raised (HK\$ mil.)
		issue (units)	Listing date	Expiry	
10422	SG Issuer – Nikkei 225 European Warrants Sep 2017 B	150,000,000	2016/11/29	2017/09/08	38.25
10424	SG Issuer – Nikkei 225 European Warrants Sep 2017 C	150,000,000	2016/11/29	2017/09/08	37.50
10423	SG Issuer – Nikkei 225 European Warrants Dec 2017 A	150,000,000	2016/11/29	2017/12/08	39.00
10425	SG Issuer – Nikkei 225 European Warrants Dec 2017 B	150,000,000	2016/11/29	2017/12/08	37.50
10427	SG Issuer – Nikkei 225 European Put Warrants Sep 2017 D	150,000,000	2016/11/29	2017/09/08	39.75
10426	SG Issuer – Nikkei 225 European Put Warrants Dec 2017 C	150,000,000	2016/11/29	2017/12/08	39.00
14656	SG Issuer – Ping An European Put Warrants Jun 2017 C	100,000,000	2016/11/29	2017/06/05	25.50
14657	SG Issuer – Tencent European Put Warrants Jun 2017 B	20,000,000	2016/11/29	2017/06/05	11.80
14666	UBS AG – BOCL European Warrants Mar 2017 B	70,000,000	2016/11/29	2017/03/29	11.76
14664	UBS AG – CC Bank European Warrants May 2017 A	70,000,000	2016/11/29	2017/05/19	23.66
14668	UBS AG – China Overseas European Warrants Jul 2017 A	70,000,000	2016/11/29	2017/07/24	10.85
14669	UBS AG – PetroChina European Warrants Apr 2017 B	70,000,000	2016/11/29	2017/04/21	11.90
16422 #	Credit Suisse AG – China Mobile European Warrants Mar 2017 A	570,000,000	2016/11/29	2017/03/06	10.83
14679	BOCI Asia Ltd. – China Life European Warrants Dec 2017 B	200,000,000	2016/11/30	2017/12/20	34.60
14676	BOCI Asia Ltd. – Galaxy Ent European Warrants Jul 2017 A	100,000,000	2016/11/30	2017/07/10	29.20
14675	BOCI Asia Ltd. – HSBC European Warrants Jul 2017 A	200,000,000	2016/11/30	2017/07/17	50.00
14682	BOCI Asia Ltd. – Ping An European Put Warrants Jun 2017 A	100,000,000	2016/11/30	2017/06/19	26.90
14683	BOCI Asia Ltd. – Tencent Holdings European Put Wts Dec 2017 A	100,000,000	2016/11/30	2017/12/20	18.00
14689	BNP Paribas Arbit Issu B.V. – PetroCh Euro Wts Oct 2017 A	40,000,000	2016/11/30	2017/10/04	12.00
14685	BNP Paribas Arbit Issu B.V. – Ping An European Wt Apr 2018 A	50,000,000	2016/11/30	2018/04/03	13.00
10428	BNP Paribas Arbit Issu B.V. – USD/YEN Euro Wts Jun 2017 A	50,000,000	2016/11/30	2017/06/23	12.50
10429	BNP Paribas Arbit Issu B.V. – USD/YEN Eur Put Wts Jun 2017 B	50,000,000	2016/11/30	2017/06/23	12.50
14710	Credit Suisse AG – CNOOC European Warrants Apr 2017 B	40,000,000	2016/11/30	2017/04/05	10.40
14695	SG Issuer – BOCL European Warrants Aug 2017 A	80,000,000	2016/11/30	2017/08/03	20.00
14696	SG Issuer – BOCCom European Warrants Jun 2017 A	22,000,000	2016/11/30	2017/06/05	10.01
14698	SG Issuer – CCB European Warrants Aug 2017 A	80,000,000	2016/11/30	2017/08/03	20.00
14699	SG Issuer – CMB European Warrants Aug 2017 A	10,000,000	2016/11/30	2017/08/03	10.00
14701	SG Issuer – Minsheng Bank European Warrants Jun 2017 A	17,000,000	2016/11/30	2017/06/05	10.03
14702	SG Issuer – China Overseas European Warrants Aug 2017 B	50,000,000	2016/11/30	2017/08/03	12.50
14708	SG Issuer – CP&CC European Put Warrants Jul 2017 A	60,000,000	2016/11/30	2017/07/05	19.20
14703	SG Issuer – Evergrande Eu Wt Sep 2017 A	22,000,000	2016/11/30	2017/09/05	10.01
14725	J P Morgan SP BV – China Life European Warrants Jan 2018 A	200,000,000	2016/12/01	2018/01/31	30.20
14727	J P Morgan SP BV – Ping An European Warrants Apr 2017 D	60,000,000	2016/12/01	2017/04/28	13.08
14724	Macquarie Bank Ltd. – CNOOC European Warrants Oct 2017 A	18,000,000	2016/12/01	2017/10/04	10.93
14712	Macquarie Bank Ltd. – NCI European Warrants Sep 2017 A	40,000,000	2016/12/01	2017/09/04	10.00
14711	Macquarie Bank Ltd. – Tencent European Warrants Jul 2017 A	23,000,000	2016/12/01	2017/07/04	10.03
14713	UBS AG – China Life European Warrants Jan 2018 A	100,000,000	2016/12/01	2018/01/29	15.00
14720	UBS AG – Galaxy Ent European Warrants May 2017 A	70,000,000	2016/12/01	2017/05/31	17.50
14721	UBS AG – Galaxy Ent European Put Warrants May 2017 B	70,000,000	2016/12/01	2017/05/31	24.57
14718	UBS AG – Sands China European Warrants Jul 2017 A	70,000,000	2016/12/01	2017/07/04	11.06
14719	UBS AG – Sands China European Put Warrants May 2017 A	70,000,000	2016/12/01	2017/05/31	22.68
25399 #	Credit Suisse AG – ChiUnicom European Warrants Dec 2017 A	280,000,000	2016/12/01	2017/12/29	22.40
14737	Credit Suisse AG – China Life European Warrants Apr 2017 E	30,000,000	2016/12/02	2017/04/03	21.00
14738	Credit Suisse AG – China Life European Put Wts May 2017 A	65,000,000	2016/12/02	2017/05/04	10.08

# MAIN BOARD WARRANTS

Code	Derivative warrants	No. of			Amount raised (HK\$ mil.)
		issue (units)	Listing date	Expiry	
14736	Credit Suisse AG – Ping An European Warrants Apr 2017 D	80,000,000	2016/12/02	2017/04/28	12.00
14728	Goldman Sachs SP (Asia) – CC Bank European Wts Sep 2017 A	80,000,000	2016/12/02	2017/09/25	12.00
14731	Goldman Sachs SP (Asia) – China Life Euro Wts Mar 2017 B	30,000,000	2016/12/02	2017/03/31	10.98
14730	Goldman Sachs SP (Asia) – Tencent European Wt May 2017 C	300,000,000	2016/12/02	2017/05/31	45.00
14732	HK Bank – China Mobile European Warrants Jun 2017 C	50,000,000	2016/12/02	2017/06/30	20.00
14735	HK Bank – CNOOC European Warrants Jun 2017 B	50,000,000	2016/12/02	2017/06/30	20.00
14734	HK Bank – China Tel European Warrants Jun 2017 A	40,000,000	2016/12/02	2017/06/30	10.00
14769	J P Morgan SP BV – CITIC Sec European Warrants Sep 2017 A	100,000,000	2016/12/02	2017/09/01	15.40
14767	J P Morgan SP BV – China Life European Put Wts May 2017 A	100,000,000	2016/12/02	2017/05/02	15.10
14770	J P Morgan SP BV – CNOOC European Warrants May 2018 A	200,000,000	2016/12/02	2018/05/31	30.40
14765	J P Morgan SP BV – NCI European Warrants Jul 2017 A	60,000,000	2016/12/02	2017/07/03	18.00
14766	J P Morgan SP BV – Ping An European Warrants Sep 2017 A	100,000,000	2016/12/02	2017/09/29	16.60
14739	SG Issuer – CCCCL European Warrants Jun 2017 A	12,000,000	2016/12/02	2017/06/05	10.08
14740	SG Issuer – China Life European Warrants Apr 2017 C	14,000,000	2016/12/02	2017/04/06	10.36
14741	SG Issuer – China Life European Warrants Jun 2017 C	15,000,000	2016/12/02	2017/06/05	10.05
14742	SG Issuer – CRail Eu Wt Jun 2017 A	20,000,000	2016/12/02	2017/06/05	10.00
14745	SG Issuer – Huaneng Power European Warrants Jun 2017 A	25,000,000	2016/12/02	2017/06/05	10.00
14746	SG Issuer – Lenovo European Warrants Jun 2017 A	25,000,000	2016/12/02	2017/06/05	10.75
14753	SG Issuer – Link REIT European Warrants Jun 2017 A	25,000,000	2016/12/02	2017/06/05	10.00
14755	SG Issuer – PICC European Warrants Jun 2017 A	32,000,000	2016/12/02	2017/06/05	10.24
14757	SG Issuer – Ping An European Warrants Jun 2017 D	100,000,000	2016/12/02	2017/06/05	27.50
14761	SG Issuer – Stanchart European Warrants Jun 2017 A	22,000,000	2016/12/02	2017/06/05	10.67
14791	Credit Suisse AG – CC Bank European Warrants Jun 2017 A	70,000,000	2016/12/05	2017/06/05	17.50
14795	Credit Suisse AG – CGS European Warrants Jun 2017 A	20,000,000	2016/12/05	2017/06/06	12.40
14789	Credit Suisse AG – CM Bank European Warrants Jun 2017 B	20,000,000	2016/12/05	2017/06/05	13.20
14794	Credit Suisse AG – CNBM European Warrants May 2017 A	30,000,000	2016/12/05	2017/05/04	11.10
14792	Credit Suisse AG – A50 China European Warrants May 2017 A	40,000,000	2016/12/05	2017/05/04	10.60
14793	Credit Suisse AG – Galaxy Ent European Warrants Jun 2017 B	70,000,000	2016/12/05	2017/06/05	17.50
14786	Credit Suisse AG – GF Sec European Warrants Sep 2017 A	40,000,000	2016/12/05	2017/09/29	10.00
14798	Credit Suisse AG – Huaneng Power European Warrants Jun 2017A	40,000,000	2016/12/05	2017/06/05	11.40
14788	Credit Suisse AG – PICC European Warrants Apr 2017 A	30,000,000	2016/12/05	2017/04/05	10.65
14787	Credit Suisse AG – PICC Group European Warrants Jun 2017 A	55,000,000	2016/12/05	2017/06/02	10.18
14796	Credit Suisse AG – Sunny Optical European Warrants Apr 2017A	35,000,000	2016/12/05	2017/04/28	10.85
14771	Goldman Sachs SP (Asia) – Ping An European Wts Aug 2017 A	200,000,000	2016/12/05	2017/08/08	30.00
14812	J P Morgan SP BV – China Life European Warrants Apr 2018 A	200,000,000	2016/12/05	2018/04/30	30.40
14808	J P Morgan SP BV – Goldwind European Warrants Jun 2017 A	80,000,000	2016/12/05	2017/06/09	12.16
14777	Macquarie Bank Ltd. – CC Bank European Warrants Jun 2017 A	36,000,000	2016/12/05	2017/06/05	10.12
14778	Macquarie Bank Ltd. – MGM China European Warrants Dec 2017 A	40,000,000	2016/12/05	2017/12/04	10.00
14815	SG Issuer – China Cinda European Warrants Jun 2017 A	40,000,000	2016/12/05	2017/06/05	10.00
14781	SG Issuer – CSOP A50 ETF European Warrants Jun 2017 B	40,000,000	2016/12/05	2017/06/05	10.00
14774	SG Issuer – A50 China European Warrants May 2017 A	40,000,000	2016/12/05	2017/05/05	10.00
14785	SG Issuer – A50 China European Warrants Jun 2017 C	40,000,000	2016/12/05	2017/06/05	10.00
14817	SG Issuer – GF Sec European Warrants Sep 2017 A	40,000,000	2016/12/05	2017/09/05	10.00
14783	SG Issuer – HS H-SHARE European Warrants Aug 2017 A	40,000,000	2016/12/05	2017/08/03	10.80

# MAIN BOARD WARRANTS

Code	Derivative warrants	No. of			Amount raised (HK\$ mil.)
		issue (units)	Listing date	Expiry	
14818	SG Issuer – HTSC European Warrants Nov 2017 A	40,000,000	2016/12/05	2017/11/03	10.00
14821	SG Issuer – NCI European Warrants Jun 2017 A	30,000,000	2016/12/05	2017/06/05	10.50
14807	UBS AG – AIA European Put Warrants May 2017 A	70,000,000	2016/12/05	2017/05/25	10.99
14806	UBS AG – BOCL European Warrants Aug 2017 A	70,000,000	2016/12/05	2017/08/29	10.85
14805	UBS AG – China Life European Warrants Jul 2017 B	100,000,000	2016/12/05	2017/07/03	21.00
14800	UBS AG – HKEX European Warrants Sep 2017 A	300,000,000	2016/12/05	2017/09/26	45.90
14801	UBS AG – Ping An European Warrants May 2017 A	100,000,000	2016/12/05	2017/05/08	20.40
14802	UBS AG – Ping An European Put Warrants May 2017 B	70,000,000	2016/12/05	2017/05/25	10.85
14831	BOCI Asia Ltd. – CSOP A50 ETF European Warrants Jul 2017 A	100,000,000	2016/12/06	2017/07/17	47.60
14830	BOCI Asia Ltd. – A50 China European Warrants Jul 2017 A	100,000,000	2016/12/06	2017/07/10	42.90
14826	BOCI Asia Ltd. – Geely Auto European Warrants Dec 2017 A	100,000,000	2016/12/06	2017/12/27	25.30
14827	BOCI Asia Ltd. – Geely Auto European Warrants Jul 2018 A	100,000,000	2016/12/06	2018/07/30	25.10
14825	BOCI Asia Ltd. – ICBC European Warrants Aug 2017 A	100,000,000	2016/12/06	2017/08/07	21.20
14832	BOCI Asia Ltd. – Sands China European Warrants Jul 2017 A	100,000,000	2016/12/06	2017/07/03	27.60
10430	BNP Paribas Arbit Issu B.V. – EUR/USD Euro Wts Jun 2017 A	50,000,000	2016/12/06	2017/06/23	12.50
10431	BNP Paribas Arbit Issu B.V. – Gold European Wts Dec 2017 A	50,000,000	2016/12/06	2017/12/22	12.50
10432	BNP Paribas Arbit Issu B.V. – Gold Euro Put Wts Dec 2017 B	50,000,000	2016/12/06	2017/12/22	12.50
14822	Goldman Sachs SP (Asia) – BOCL European Warrants Aug 2017 A	80,000,000	2016/12/06	2017/08/29	12.00
14823	Goldman Sachs SP (Asia) – Galaxy Ent European Wts Jun 2017 A	50,000,000	2016/12/06	2017/06/06	12.50
14824	Goldman Sachs SP (Asia) – Stanchart European Wts Jun 2017 A	50,000,000	2016/12/06	2017/06/06	12.50
14838	HK Bank – CSOP A50 ETF European Warrants Jun 2017 B	40,000,000	2016/12/06	2017/06/30	14.00
14837	HK Bank – A50 China European Warrants Jun 2017 A	40,000,000	2016/12/06	2017/06/30	14.00
14842	HK Bank – HSI European Warrants Jun 2017 D	150,000,000	2016/12/06	2017/06/29	22.50
14839	HK Bank – HSI European Warrants Jul 2017 A	150,000,000	2016/12/06	2017/07/28	22.50
14836	HK Bank – ICBC European Warrants Aug 2017 A	60,000,000	2016/12/06	2017/08/31	21.00
14859	J P Morgan SP BV – Ch Railway Cons European Wts Dec 2017 A	100,000,000	2016/12/06	2017/12/01	16.00
14858	J P Morgan SP BV – CSOP A50 ETF European Warrants Jun 2017 A	100,000,000	2016/12/06	2017/06/05	25.10
14855	J P Morgan SP BV – A50 China European Warrants May 2017 A	100,000,000	2016/12/06	2017/05/02	21.50
14857	J P Morgan SP BV – A50 China European Warrants Jun 2017 A	100,000,000	2016/12/06	2017/06/05	25.20
10433	J P Morgan SP BV – N225 Index Euro Wts Oct 2017 A	100,000,000	2016/12/06	2017/10/13	25.20
10434	J P Morgan SP BV – N225 Idx Euro Put Wts Nov 2017 A	100,000,000	2016/12/06	2017/11/10	25.30
14843	Macquarie Bank Ltd. – Tencent European Warrants Jul 2017 B	40,000,000	2016/12/06	2017/07/04	10.00
14848	SG Issuer – BOCHK European Warrants Aug 2017 A	40,000,000	2016/12/06	2017/08/03	10.00
14849	SG Issuer – CPIC Eur Wt Jun 2017 A	40,000,000	2016/12/06	2017/06/05	10.00
14851	SG Issuer – HSI European Warrants Jul 2017 E	150,000,000	2016/12/06	2017/07/28	23.25
14853	SG Issuer – PICC P&C European Warrants Aug 2018 A	70,000,000	2016/12/06	2018/08/03	17.50
14465 #	Credit Suisse AG – Tencent Holdings European Wts Mar 2017 E	150,000,000	2016/12/06	2017/03/03	13.20
14882	BNP Paribas Arbit Issu B.V. – HSI European Wts Sep 2017 A	80,000,000	2016/12/07	2017/09/28	20.00
14885	BNP Paribas Arbit Issu B.V. – HSI Euro Put Wts Sep 2017 B	80,000,000	2016/12/07	2017/09/28	20.00
14880	BNP Paribas Arbit Issu B.V. – Tencent Hldgs Eu Wt Jan 2018 A	100,000,000	2016/12/07	2018/01/03	25.00
14860	Goldman Sachs SP (Asia) – CSOP A50 ETF Euro Wts Jun 2017 A	60,000,000	2016/12/07	2017/06/07	15.00
14873	HK Bank – Ch Comm Cons European Warrants Nov 2017 A	100,000,000	2016/12/07	2017/11/27	15.00
14872	HK Bank – CRCC European Warrants Nov 2017 A	100,000,000	2016/12/07	2017/11/27	15.00
14864	Haitong Int'l Sec – HSI European Warrants May 2017 A	100,000,000	2016/12/07	2017/05/29	15.20

# MAIN BOARD WARRANTS

Code	Derivative warrants	No. of			Amount raised (HK\$ mil.)
		issue (units)	Listing date	Expiry	
14863	Haitong Int'l Sec - HSI European Warrants Jun 2017 A	100,000,000	2016/12/07	2017/06/29	15.10
14866	Haitong Int'l Sec - HSI European Put Warrants Apr 2017 A	100,000,000	2016/12/07	2017/04/27	15.00
14865	Haitong Int'l Sec - HSI European Put Warrants May 2017 B	100,000,000	2016/12/07	2017/05/29	20.80
14879	J P Morgan SP BV - Fosun Intl European Warrants Oct 2017 A	80,000,000	2016/12/07	2017/10/03	12.08
14878	J P Morgan SP BV - ICBC European Warrants May 2017 A	100,000,000	2016/12/07	2017/05/08	15.10
14877	Macquarie Bank Ltd. - Tencent European Warrants Jul 2017 C	10,000,000	2016/12/07	2017/07/04	10.01
14867	SG Issuer - CITIC Sec European Warrants Oct 2017 A	70,000,000	2016/12/07	2017/10/03	10.50
14869	UBS AG - CSOP A50 ETF European Warrants Jun 2017 A	40,000,000	2016/12/07	2017/06/06	10.00
14870	UBS AG - A50 China European Warrants Apr 2017 B	40,000,000	2016/12/07	2017/04/27	10.28
14871	UBS AG - HSCEI European Put Warrants Aug 2017 A	100,000,000	2016/12/07	2017/08/30	16.00
17567 #	Credit Suisse AG - China Mobile European Warrants Nov 2017 B	350,000,000	2016/12/07	2017/11/27	24.50
28841 #	J P Morgan SP BV - BYD European Warrants Sep 2017 A	200,000,000	2016/12/07	2017/09/18	11.00
14905	Credit Suisse AG - ChiUnicom European Warrants Apr 2017 A	40,000,000	2016/12/08	2017/04/03	13.80
14891	HK Bank - CKP European Warrants Jun 2017 A	40,000,000	2016/12/08	2017/06/30	10.00
14893	HK Bank - CKP European Warrants Jun 2017 B	40,000,000	2016/12/08	2017/06/30	15.20
14890	HK Bank - Galaxy Ent European Warrants Jun 2017 A	50,000,000	2016/12/08	2017/06/30	15.00
14925	J P Morgan SP BV - China Mob European Put Wts Jun 2017 B	100,000,000	2016/12/08	2017/06/16	25.40
14924	J P Morgan SP BV - CNOOC European Put Warrants May 2018 B	200,000,000	2016/12/08	2018/05/14	31.00
14926	J P Morgan SP BV - PWR Assets European Warrants Sep 2017 A	60,000,000	2016/12/08	2017/09/05	15.06
14901	Macquarie Bank Ltd. - China East Air European Wts Dec 2017 A	13,000,000	2016/12/08	2017/12/04	10.56
14902	Macquarie Bank Ltd. - China Unicom European Wts Jul 2017 A	20,000,000	2016/12/08	2017/07/04	10.04
14903	Macquarie Bank Ltd. - China Vanke European Warrants Sep 17 A	40,000,000	2016/12/08	2017/09/04	10.00
14913	SG Issuer - ChiUnicom European Warrants Aug 2017 A	15,000,000	2016/12/08	2017/08/03	10.05
14910	SG Issuer - ChiUnicom European Warrants Sep 2017 A	13,000,000	2016/12/08	2017/09/05	13.91
14915	SG Issuer - Geely Auto European Warrants Jul 2017 A	12,000,000	2016/12/08	2017/07/05	16.08
14886	SG Issuer - Geely Auto European Warrants Dec 2017 A	120,000,000	2016/12/08	2017/12/05	30.00
14916	SG Issuer - PetroChina European Put Warrants Jul 2017 B	60,000,000	2016/12/08	2017/07/05	22.50
14900	UBS AG - CC Bank European Put Warrants Mar 2017 A	60,000,000	2016/12/08	2017/03/29	11.46
14894	UBS AG - CKH European Warrants Mar 2017 B	70,000,000	2016/12/08	2017/03/29	11.34
14898	UBS AG - China Mobile European Put Warrants Jun 2017 A	50,000,000	2016/12/08	2017/06/07	23.30
14899	UBS AG - Haitong Sec European Warrants Aug 2017 A	70,000,000	2016/12/08	2017/08/28	10.50
14897	UBS AG - Tencent Holdings European Put Warrants Jun 2017 B	200,000,000	2016/12/08	2017/06/19	50.20
14945	BOCI Asia Ltd. - China Unicom European Warrants Dec 2017 A	100,000,000	2016/12/09	2017/12/11	15.00
14946	BOCI Asia Ltd. - Haitong Sec European Warrants Sep 2017 A	100,000,000	2016/12/09	2017/09/04	15.50
14983	Credit Suisse AG - AIA European Warrants May 2017 B	70,000,000	2016/12/09	2017/05/29	10.50
14984	Credit Suisse AG - AIA European Warrants Jun 2017 A	70,000,000	2016/12/09	2017/06/08	17.50
14982	Credit Suisse AG - Tencent Holdings European Wts Jul 2017 D	150,000,000	2016/12/09	2017/07/03	22.50
14966	Goldman Sachs SP (Asia) - AIA European Warrants May 2017 B	80,000,000	2016/12/09	2017/05/29	12.00
14938	Goldman Sachs SP (Asia) - CC Bank European Wts Jun 2017 A	80,000,000	2016/12/09	2017/06/09	20.00
14943	Goldman Sachs SP (Asia) - A50 China European Wts Apr 2017 B	80,000,000	2016/12/09	2017/04/26	12.24
14942	Goldman Sachs SP (Asia) - HKEX European Warrants Sep 2017 B	150,000,000	2016/12/09	2017/09/25	22.50
14935	Goldman Sachs SP (Asia) - HSBC European Warrants May 2017 A	80,000,000	2016/12/09	2017/05/15	12.00
14990	Goldman Sachs SP (Asia) - HSI European Warrants Jun 2017 C	200,000,000	2016/12/09	2017/06/29	30.00
14987	Goldman Sachs SP (Asia) - HSI European Put Wts May 2017 B	200,000,000	2016/12/09	2017/05/29	30.00



# MAIN BOARD WARRANTS

Code	Derivative warrants	No. of			Amount raised (HK\$ mil.)
		issue (units)	Listing date	Expiry	
14934	Goldman Sachs SP (Asia) – SHK Ppt European Wts May 2017 A	40,000,000	2016/12/09	2017/05/29	11.08
14961	Goldman Sachs SP (Asia) – Tencent European Wt Sep 2017 C	300,000,000	2016/12/09	2017/09/22	46.80
14933	Haitong Int'l Sec – BYD European Put Warrants Oct 2017 A	20,000,000	2016/12/09	2017/10/30	10.54
14932	Haitong Int'l Sec – China Railway European Warrants Dec 17 A	100,000,000	2016/12/09	2017/12/27	15.00
14985	J P Morgan SP BV – AIA European Put Warrants Jul 2017 A	100,000,000	2016/12/09	2017/07/03	25.40
14986	J P Morgan SP BV – China Unicom European Warrants Jun 2017 A	80,000,000	2016/12/09	2017/06/08	32.72
14929	Macquarie Bank Ltd. – Ch LongYuan European Wts Jun 2019 A	40,000,000	2016/12/09	2019/06/18	10.00
14931	Macquarie Bank Ltd. – HKEX European Warrants Jul 2017 A	24,000,000	2016/12/09	2017/07/04	10.03
14981	Macquarie Bank Ltd. – Li & Fung European Warrants Dec 2017 B	26,000,000	2016/12/09	2017/12/04	10.09
14974	Macquarie Bank Ltd. – Ping An European Warrants Nov 2017 A	40,000,000	2016/12/09	2017/11/02	10.04
14975	Macquarie Bank Ltd. – Zijin Mining European Wts Dec 2017 A	30,000,000	2016/12/09	2017/12/04	10.08
14953	SG Issuer – AIA European Warrants Jul 2017 A	80,000,000	2016/12/09	2017/07/05	20.00
14956	SG Issuer – Geely Auto European Warrants May 2018 A	120,000,000	2016/12/09	2018/05/04	30.00
14967	SG Issuer – HSI European Warrants Jun 2017 G	150,000,000	2016/12/09	2017/06/29	37.50
14968	SG Issuer – HSI European Warrants Jul 2017 F	150,000,000	2016/12/09	2017/07/28	37.50
14969	SG Issuer – HSI European Warrants Aug 2017 B	150,000,000	2016/12/09	2017/08/30	37.50
14970	SG Issuer – HSI European Warrants Jan 2018 A	150,000,000	2016/12/09	2018/01/30	37.50
14957	SG Issuer – Tencent European Warrants Dec 2017 B	200,000,000	2016/12/09	2017/12/05	50.00
14960	SG Issuer – ZTE European Warrants Dec 2017 A	60,000,000	2016/12/09	2017/12/05	15.00
14996	BOCI Asia Ltd. – AIA European Warrants Jul 2017 A	100,000,000	2016/12/12	2017/07/24	25.00
14999	BOCI Asia Ltd. – CNOOC European Warrants Jul 2017 A	100,000,000	2016/12/12	2017/07/17	47.30
14991	BOCI Asia Ltd. – Sinopec Corp European Warrants Jul 2017 A	100,000,000	2016/12/12	2017/07/31	31.00
14993	BOCI Asia Ltd. – HKEX European Warrants Sep 2017 A	200,000,000	2016/12/12	2017/09/11	30.00
14995	BOCI Asia Ltd. – PetroChina European Warrants Jul 2017 A	100,000,000	2016/12/12	2017/07/03	32.10
14998	BOCI Asia Ltd. – Tencent Holdings European Wts Aug 2017 B	200,000,000	2016/12/12	2017/08/31	30.00
15022	Credit Suisse AG – China Mobile European Warrants May 2017 A	60,000,000	2016/12/12	2017/05/29	15.90
15025	J P Morgan SP BV – HKEX European Warrants Jul 2017 A	200,000,000	2016/12/12	2017/07/31	34.60
15031	J P Morgan SP BV – HKEX European Warrants Sep 2017 A	200,000,000	2016/12/12	2017/09/04	30.20
15010	Macquarie Bank Ltd. – HSBC European Warrants Feb 2018 A	40,000,000	2016/12/12	2018/02/02	10.00
15008	Macquarie Bank Ltd. – PetroChina European Put Warrants Jul17A	25,000,000	2016/12/12	2017/07/04	10.00
15006	Macquarie Bank Ltd. – PWR Assets European Wts Nov 2017 A	40,000,000	2016/12/12	2017/11/02	10.00
15004	SG Issuer – AIA European Put Warrants Jul 2017 B	80,000,000	2016/12/12	2017/07/05	20.00
15011	SG Issuer – BYD European Warrants Aug 2017 A	20,000,000	2016/12/12	2017/08/03	13.60
15013	SG Issuer – CITIC Bank European Warrants Sep 2017 A	35,000,000	2016/12/12	2017/09/05	10.15
15015	SG Issuer – GF Sec European Warrants Jul 2017 A	40,000,000	2016/12/12	2017/07/05	10.00
15016	SG Issuer – HKEX European Warrants Jul 2017 C	200,000,000	2016/12/12	2017/07/05	50.00
15014	SG Issuer – China Vanke European Warrants Aug 2017 A	40,000,000	2016/12/12	2017/08/03	10.00
13049 #	Credit Suisse AG – HSBC European Wts Mar 2017 D	100,000,000	2016/12/12	2017/03/31	15.00
15043	BOCI Asia Ltd. – Ch Comm Cons European Warrants Oct 2017 A	100,000,000	2016/12/13	2017/10/26	15.30
15042	BOCI Asia Ltd. – China Mobile European Warrants Jun 2017 A	100,000,000	2016/12/13	2017/06/19	31.10
15047	BOCI Asia Ltd. – Evergrande European Warrants Aug 2017 A	100,000,000	2016/12/13	2017/08/21	58.70
15044	BOCI Asia Ltd. – China Vanke European Warrants Sep 2017 A	100,000,000	2016/12/13	2017/09/11	25.00
15046	BOCI Asia Ltd. – Zijin Mining European Warrants Sep 2017 A	100,000,000	2016/12/13	2017/09/18	26.30
15059	BNP Paribas Arbit Issu B.V. – AIA European Wts Oct 2017 A	40,000,000	2016/12/13	2017/10/04	10.00

# MAIN BOARD WARRANTS

Code	Derivative warrants	No. of			Amount raised (HK\$ mil.)
		issue (units)	Listing date	Expiry	
15050	BNP Paribas Arbit Issu B.V. – CKH European Wts Oct 2017 A	40,000,000	2016/12/13	2017/10/04	11.20
15051	BNP Paribas Arbit Issu B.V. – CKP European Wts Oct 2017 A	40,000,000	2016/12/13	2017/10/04	11.20
15049	BNP Paribas Arbit Issu B.V. – Tencent Hldgs Eu Wt Jul 2018 A	80,000,000	2016/12/13	2018/07/03	20.80
15070	Goldman Sachs SP (Asia) – CNOOC European Warrants Jun 2017 A	50,000,000	2016/12/13	2017/06/30	16.85
15075	Goldman Sachs SP (Asia) – China Unicom Euro Wts Jun 2017 A	40,000,000	2016/12/13	2017/06/30	14.36
15072	Goldman Sachs SP (Asia) – Sands China Euro Wts May 2017 A	60,000,000	2016/12/13	2017/05/24	10.32
15079	J P Morgan SP BV – HSBC European Put Warrants Jul 2017 B	100,000,000	2016/12/13	2017/07/03	26.50
15061	Macquarie Bank Ltd. – AIA European Warrants Jul 2017 A	40,000,000	2016/12/13	2017/07/04	10.00
15060	Macquarie Bank Ltd. – China Mobile European Wts Jul 2017 B	20,000,000	2016/12/13	2017/07/04	10.48
15033	Macquarie Bank Ltd. – Tencent European Warrants Jul 2017 D	10,000,000	2016/12/13	2017/07/04	20.95
15040	Macquarie Bank Ltd. – Tencent European Put Wts Jul 2017 E	32,000,000	2016/12/13	2017/07/04	10.08
15064	SG Issuer – Haitong Sec European Warrants Nov 2017 A	60,000,000	2016/12/13	2017/11/03	15.00
15066	UBS AG – CKP European Warrants Apr 2017 A	70,000,000	2016/12/13	2017/04/27	10.57
15065	UBS AG – Jiangxi Copper European Warrants Dec 2017 A	40,000,000	2016/12/13	2017/12/08	10.00
15085	BOCI Asia Ltd. – HSBC European Warrants Jun 2017 B	200,000,000	2016/12/14	2017/06/26	58.80
15089	BOCI Asia Ltd. – HSBC European Warrants Sep 2017 A	200,000,000	2016/12/14	2017/09/27	32.00
15102	BNP Paribas Arbit Issu B.V. – CITIC Sec Euro Wts Jul 2018 A	40,000,000	2016/12/14	2018/07/03	10.80
15103	BNP Paribas Arbit Issu B.V. – China Life Euro Wts Oct 2017 B	70,000,000	2016/12/14	2017/10/04	18.20
15110	BNP Paribas Arbit Issu B.V. – Galaxy Ent Euro Wts Jan 2018 A	40,000,000	2016/12/14	2018/01/02	10.40
15101	BNP Paribas Arbit Issu B.V. – HKEX European Wts Jul 2017 A	40,000,000	2016/12/14	2017/07/04	12.00
15100	BNP Paribas Arbit Issu B.V. – Ping An European Wt Jul 2017 B	50,000,000	2016/12/14	2017/07/04	13.50
15099	BNP Paribas Arbit Issu B.V. – Tencent Hldgs Eu Wt Jul 2017 C	30,000,000	2016/12/14	2017/07/04	11.10
15135	Credit Suisse AG – HKEX European Warrants Jul 2017 B	150,000,000	2016/12/14	2017/07/31	22.50
15137	Credit Suisse AG – HSBC European Wts Jun 2017 A	100,000,000	2016/12/14	2017/06/30	25.00
15092	Goldman Sachs SP (Asia) – HSBC European Warrants Jun 2017 B	80,000,000	2016/12/14	2017/06/29	20.00
15093	Goldman Sachs SP (Asia) – HSBC European Put Wts Jun 2017 C	80,000,000	2016/12/14	2017/06/28	20.00
15143	J P Morgan SP BV – AIA European Warrants Jul 2017 B	100,000,000	2016/12/14	2017/07/04	25.20
15139	J P Morgan SP BV – HSBC European Warrants Mar 2017 A	100,000,000	2016/12/14	2017/03/24	15.10
15140	J P Morgan SP BV – HSBC European Warrants Sep 2017 A	100,000,000	2016/12/14	2017/09/01	25.00
15098	Macquarie Bank Ltd. – HKEX European Put Warrants Jul 2017 B	15,000,000	2016/12/14	2017/07/04	10.05
15119	Macquarie Bank Ltd. – HSBC European Warrants Dec 2017 A	35,000,000	2016/12/14	2017/12/04	10.40
15113	Macquarie Bank Ltd. – HSBC European Put Warrants Sep 2017 A	40,000,000	2016/12/14	2017/09/04	10.04
15152	SG Issuer – AIA European Warrants Jul 2017 C	80,000,000	2016/12/14	2017/07/05	22.80
15122	SG Issuer – AIA European Warrants Oct 2017 A	80,000,000	2016/12/14	2017/10/06	20.00
15124	SG Issuer – Geely Auto European Warrants Sep 2017 A	10,000,000	2016/12/14	2017/09/05	10.70
15156	SG Issuer – HSBC European Warrants Apr 2017 G	100,000,000	2016/12/14	2017/04/06	16.50
15125	SG Issuer – HSBC European Warrants Jul 2017 B	100,000,000	2016/12/14	2017/07/05	25.00
15130	SG Issuer – HSBC European Warrants Dec 2017 A	100,000,000	2016/12/14	2017/12/05	25.00
15159	SG Issuer – HSBC European Put Warrants Jul 2017 C	100,000,000	2016/12/14	2017/07/05	28.50
15132	SG Issuer – JIANC European Warrants Mar 2018 A	80,000,000	2016/12/14	2018/03/05	20.00
15151	UBS AG – Evergrande European Warrants Jul 2017 A	40,000,000	2016/12/14	2017/07/24	10.20
15150	UBS AG – HKEX European Warrants Jul 2017 A	300,000,000	2016/12/14	2017/07/26	45.90
15144	UBS AG – HSBC European Warrants Jun 2017 B	100,000,000	2016/12/14	2017/06/15	25.00
15146	UBS AG – HSBC European Put Warrants May 2017 B	100,000,000	2016/12/14	2017/05/29	26.70

# MAIN BOARD WARRANTS

Code	Derivative warrants	No. of			Amount raised (HK\$ mil.)
		issue (units)	Listing date	Expiry	
15182	Credit Suisse AG – HSBC European Wts Jun 2017 B	100,000,000	2016/12/15	2017/06/23	25.00
15185	Credit Suisse AG – HSBC European Wts Sep 2017 A	100,000,000	2016/12/15	2017/09/05	25.00
15186	Credit Suisse AG – HSBC European Put Warrants Jun 2017 C	50,000,000	2016/12/15	2017/06/30	16.00
15170	Goldman Sachs SP (Asia) – AIA European Warrants Jun 2017 A	60,000,000	2016/12/15	2017/06/30	15.00
15173	Goldman Sachs SP (Asia) – CC Bank European Wts May 2017 A	80,000,000	2016/12/15	2017/05/19	24.72
15169	J P Morgan SP BV – AIA European Warrants Dec 2017 A	100,000,000	2016/12/15	2017/12/29	15.10
15167	J P Morgan SP BV – HSBC European Warrants Nov 2017 A	100,000,000	2016/12/15	2017/11/02	25.00
15180	Macquarie Bank Ltd. – BOCL European Warrants Aug 2017 A	40,000,000	2016/12/15	2017/08/02	10.04
15162	Macquarie Bank Ltd. – China Life European Wts Feb 2018 B	40,000,000	2016/12/15	2018/02/02	10.00
15178	Macquarie Bank Ltd. – China Overseas European Wts Jul 2017 A	16,000,000	2016/12/15	2017/07/04	10.38
15160	Macquarie Bank Ltd. – Geely Auto European Wts Feb 2019 A	40,000,000	2016/12/15	2019/02/04	10.00
15177	Macquarie Bank Ltd. – R&F Ppt European Warrants Apr 2018 A	40,000,000	2016/12/15	2018/04/04	10.16
15161	Macquarie Bank Ltd. – New World Dev European Wts Feb 2018 A	20,000,000	2016/12/15	2018/02/02	10.04
15176	SG Issuer – HSBC European Warrants Apr 2018 A	100,000,000	2016/12/15	2018/04/06	25.00
15188	UBS AG – AIA European Warrants Jun 2017 B	100,000,000	2016/12/15	2017/06/08	16.20
15198	UBS AG – BOCL European Warrants Jul 2017 A	70,000,000	2016/12/15	2017/07/24	10.78
15187	UBS AG – China Mobile European Warrants Jun 2017 B	100,000,000	2016/12/15	2017/06/14	49.10
15191	UBS AG – CNOOC European Warrants Apr 2017 A	50,000,000	2016/12/15	2017/04/25	14.10
15194	UBS AG – CSOP A50 ETF European Warrants Sep 2018 B	300,000,000	2016/12/15	2018/09/21	45.00
15196	UBS AG – ICBC European Warrants Apr 2017 A	70,000,000	2016/12/15	2017/04/25	13.86
15211	BOCI Asia Ltd. – AIA European Put Warrants Aug 2017 A	100,000,000	2016/12/16	2017/08/31	25.10
15212	BOCI Asia Ltd. – China Life European Warrants Aug 2017 B	200,000,000	2016/12/16	2017/08/29	30.60
15206	BOCI Asia Ltd. – Geely Auto European Warrants Aug 2018 A	100,000,000	2016/12/16	2018/08/27	25.00
15208	BOCI Asia Ltd. – Geely Auto European Warrants Dec 2018 A	100,000,000	2016/12/16	2018/12/20	20.00
15203	BOCI Asia Ltd. – HSBC European Warrants Jun 2017 C	200,000,000	2016/12/16	2017/06/19	50.20
15204	BOCI Asia Ltd. – HSBC European Put Warrants Jul 2017 B	100,000,000	2016/12/16	2017/07/10	35.50
15240	Credit Suisse AG – Tencent Holdings European Wts Jul 2017 E	150,000,000	2016/12/16	2017/07/03	22.50
15247	Goldman Sachs SP (Asia) – Lenovo European Wts Jun 2017 A	40,000,000	2016/12/16	2017/06/30	10.00
15214	HK Bank – AIA European Warrants Jun 2017 A	50,000,000	2016/12/16	2017/06/30	12.50
15222	HK Bank – AIA European Put Warrants Jun 2017 B	50,000,000	2016/12/16	2017/06/30	12.50
15242	J P Morgan SP BV – AIA European Warrants Jun 2017 B	100,000,000	2016/12/16	2017/06/30	25.50
15234	Macquarie Bank Ltd. – Chi Res Land European Wts Apr 2018 A	40,000,000	2016/12/16	2018/04/04	10.00
15228	Macquarie Bank Ltd. – Galaxy Ent European Wts Nov 2017 A	40,000,000	2016/12/16	2017/11/02	10.04
15231	Macquarie Bank Ltd. – Galaxy Ent European Put Wts Oct 2017 A	40,000,000	2016/12/16	2017/10/04	10.00
15199	Macquarie Bank Ltd. – HKEX European Warrants Jul 2017 C	11,000,000	2016/12/16	2017/07/04	10.01
15200	Macquarie Bank Ltd. – HKEX European Warrants Jul 2017 D	40,000,000	2016/12/16	2017/07/04	10.44
15224	Macquarie Bank Ltd. – SHK Ppt European Warrants Aug 2017 A	20,000,000	2016/12/16	2017/08/02	10.06
15235	SG Issuer – Ch Mob European Warrants Jul 2017 C	60,000,000	2016/12/16	2017/07/05	21.90
15237	SG Issuer – Kingsoft European Warrants Aug 2017 A	50,000,000	2016/12/16	2017/08/03	13.50
15238	SG Issuer – Sands China European Warrants Jul 2017 B	60,000,000	2016/12/16	2017/07/05	21.30
26744 #	Credit Suisse AG – HKEX European Warrants Jun 2017 B	150,000,000	2016/12/16	2017/06/05	10.35
14378 #	Credit Suisse AG – Tencent Holdings European Wts Jun 2017 C	110,000,000	2016/12/16	2017/06/05	10.45
15260	BNP Paribas Arbit Issu B.V. – CITIC Bank Euro Wts Oct 2017 A	40,000,000	2016/12/19	2017/10/04	10.80
15256	BNP Paribas Arbit Issu B.V. – China Overseas Eu Wt Jan 2018 A	40,000,000	2016/12/19	2018/01/02	10.40

# MAIN BOARD WARRANTS

Code	Derivative warrants	No. of			Amount raised (HK\$ mil.)
		issue (units)	Listing date	Expiry	
15259	BNP Paribas Arbit Issu B.V. – Lenovo European Wts Oct 2017 A	40,000,000	2016/12/19	2017/10/04	11.60
15261	BNP Paribas Arbit Issu B.V. – Stanchart Euro Wts Oct 2017 A	40,000,000	2016/12/19	2017/10/04	14.00
15258	BNP Paribas Arbit Issu B.V. – Zijin Mining Eu Wts Oct 2017 A	40,000,000	2016/12/19	2017/10/04	10.00
15268	Goldman Sachs SP (Asia) – Tencent European Wt Jun 2017 E	300,000,000	2016/12/19	2017/06/28	45.00
15255	HK Bank – CC Bank European Warrants Jul 2017 B	60,000,000	2016/12/19	2017/07/27	11.40
15253	HK Bank – CC Bank European Warrants Aug 2017 B	50,000,000	2016/12/19	2017/08/31	16.00
15248	SG Issuer – HKEX European Warrants Aug 2017 B	200,000,000	2016/12/19	2017/08/03	50.00
15251	SG Issuer – HKEX European Warrants Feb 2018 A	200,000,000	2016/12/19	2018/02/05	50.00
15263	SG Issuer – Ping An European Warrants May 2017 C	100,000,000	2016/12/19	2017/05/05	29.50
15265	UBS AG – CC Bank European Warrants May 2017 B	70,000,000	2016/12/19	2017/05/29	11.69
15267	UBS AG – HSI European Warrants Jul 2017 A	300,000,000	2016/12/19	2017/07/28	50.10
15264	UBS AG – Tencent Holdings European Put Warrants Oct 2017 B	200,000,000	2016/12/19	2017/10/24	48.20
15280	BOCI Asia Ltd. – HKEX European Warrants Sep 2017 B	200,000,000	2016/12/20	2017/09/04	30.00
15286	BNP Paribas Arbit Issu B.V. – Geely Auto Euro Wts Jun 2018 A	80,000,000	2016/12/20	2018/06/04	16.00
15292	Goldman Sachs SP (Asia) – China Mobile Euro Wts Jun 2017 A	50,000,000	2016/12/20	2017/06/30	13.50
15282	Goldman Sachs SP (Asia) – HKEX European Warrants Jun 2017 B	200,000,000	2016/12/20	2017/06/28	30.00
15291	J P Morgan SP BV – Sinopec Corp European Warrants Aug 2017 A	100,000,000	2016/12/20	2017/08/01	25.10
15288	J P Morgan SP BV – HKEX European Warrants Dec 2017 A	200,000,000	2016/12/20	2017/12/01	30.00
15289	J P Morgan SP BV – PetroChina European Warrants Mar 2017 B	100,000,000	2016/12/20	2017/03/31	15.50
15284	Macquarie Bank Ltd. – PetroChina European Wts Jul 2017 B	40,000,000	2016/12/20	2017/07/04	10.00
15287	SG Issuer – CMob European Put Warrants Aug 2017 A	60,000,000	2016/12/20	2017/08/03	15.00
12347 #	Credit Suisse AG – Tencent Holdings European Wts Sep 2017 B	200,000,000	2016/12/20	2017/09/29	23.80
15308	BNP Paribas Arbit Issu B.V. – CNOOC European Wts Oct 2017 A	30,000,000	2016/12/21	2017/10/04	15.60
15311	BNP Paribas Arbit Issu B.V. – Sinopec Corp Eu Wts Jan 2018 A	40,000,000	2016/12/21	2018/01/03	10.00
15304	BNP Paribas Arbit Issu B.V. – PetroCh Euro Wts Jan 2018 A	40,000,000	2016/12/21	2018/01/03	13.60
15301	BNP Paribas Arbit Issu B.V. – Tencent Hldgs Eu Wt Jul 2017 D	80,000,000	2016/12/21	2017/07/04	12.00
15338	Credit Suisse AG – AIA European Warrants Jun 2017 B	70,000,000	2016/12/21	2017/06/30	17.50
15335	Credit Suisse AG – Sinopec Corp European Warrants Jul 2017 A	50,000,000	2016/12/21	2017/07/03	12.50
15337	Credit Suisse AG – PetroChina European Warrants Jun 2017 A	50,000,000	2016/12/21	2017/06/30	12.50
15365	J P Morgan SP BV – Sinopec Corp Eu Put Wt Jul 2017 A	100,000,000	2016/12/21	2017/07/03	28.60
15366	J P Morgan SP BV – HKEX European Warrants Apr 2017 A	200,000,000	2016/12/21	2017/04/05	30.00
15361	J P Morgan SP BV – PetroChina European Warrants Jul 2017 A	100,000,000	2016/12/21	2017/07/03	25.20
15364	J P Morgan SP BV – PetroChina European Put Warrants Jul 17 B	100,000,000	2016/12/21	2017/07/03	25.40
15325	Macquarie Bank Ltd. – CNOOC European Put Warrants Dec 2017 A	10,000,000	2016/12/21	2017/12/04	10.03
15331	Macquarie Bank Ltd. – Sinopec Corp European Wts Jun 2017 B	30,000,000	2016/12/21	2017/06/02	10.32
15329	Macquarie Bank Ltd. – ICBC European Warrants Aug 2017 B	35,000,000	2016/12/21	2017/08/02	10.26
15323	Macquarie Bank Ltd. – PetroChina European Wts Oct 2017 A	32,000,000	2016/12/21	2017/10/04	10.02
15296	Macquarie Bank Ltd. – Sunny Optical European Warrants Sep17A	16,000,000	2016/12/21	2017/09/04	10.00
15312	SG Issuer – Minsheng Bank European Warrants Aug 2017 A	15,000,000	2016/12/21	2017/08/03	12.00
15318	SG Issuer – CNOOC European Put Warrants Jul 2017 B	20,000,000	2016/12/21	2017/07/05	12.60
15320	SG Issuer – CP&CC European Warrants Aug 2017 A	60,000,000	2016/12/21	2017/08/03	11.10
15316	SG Issuer – China Tel European Warrants Sep 2017 A	26,000,000	2016/12/21	2017/09/05	10.01
15319	SG Issuer – PetroChina European Warrants Jul 2017 C	60,000,000	2016/12/21	2017/07/05	15.00
15321	SG Issuer – Wharf European Warrants Jul 2017 A	26,000,000	2016/12/21	2017/07/05	10.01

# MAIN BOARD WARRANTS

Code	Derivative warrants	No. of			Amount raised (HK\$ mil.)
		issue (units)	Listing date	Expiry	
15356	UBS AG – A50 China European Warrants May 2017 A	70,000,000	2016/12/21	2017/05/26	11.06
15351	UBS AG – A50 China European Warrants Dec 2017 A	300,000,000	2016/12/21	2017/12/29	67.20
15348	UBS AG – Galaxy Ent European Warrants May 2017 C	70,000,000	2016/12/21	2017/05/02	14.84
10435	UBS AG – Nikkei 225 European Warrants Sep 2017 A	100,000,000	2016/12/21	2017/09/08	25.00
10436	UBS AG – Nikkei 225 European Warrants Sep 2017 B	100,000,000	2016/12/21	2017/09/08	25.10
10438	UBS AG – Nikkei 225 European Warrants Sep 2017 C	100,000,000	2016/12/21	2017/09/08	25.00
10437	UBS AG – Nikkei 225 European Warrants Dec 2017 A	100,000,000	2016/12/21	2017/12/08	25.00
10440	UBS AG – Nikkei 225 European Put Warrants Sep 2017 D	100,000,000	2016/12/21	2017/09/08	16.50
10441	UBS AG – Nikkei 225 European Put Warrants Sep 2017 E	100,000,000	2016/12/21	2017/09/08	25.00
10439	UBS AG – Nikkei 225 European Put Warrants Dec 2017 B	100,000,000	2016/12/21	2017/12/08	15.10
15357	UBS AG – Tencent Holdings European Warrants Oct 2017 C	300,000,000	2016/12/21	2017/10/13	45.00
15346	UBS AG – Wynn Macau European Warrants Apr 2017 A	70,000,000	2016/12/21	2017/04/25	11.06
15422	BNP Paribas Arbit Issu B.V. – AIA European Wts Oct 2017 B	40,000,000	2016/12/22	2017/10/04	10.40
15425	BNP Paribas Arbit Issu B.V. – Ch Mobile Euro Wts Aug 2017 A	40,000,000	2016/12/22	2017/08/02	14.40
15424	BNP Paribas Arbit Issu B.V. – HSBC European Wts Oct 2017 A	50,000,000	2016/12/22	2017/10/04	20.00
15371	BNP Paribas Arbit Issu B.V. – HSI European Wts Aug 2017 C	80,000,000	2016/12/22	2017/08/30	20.00
15374	BNP Paribas Arbit Issu B.V. – HSI Euro Put Wts Oct 2017 B	80,000,000	2016/12/22	2017/10/30	20.00
15423	BNP Paribas Arbit Issu B.V. – Tencent Hldgs Eu Wt Jan 2018 B	80,000,000	2016/12/22	2018/01/03	24.80
15426	Credit Suisse AG – CKP European Warrants Jun 2017 A	40,000,000	2016/12/22	2017/06/30	11.40
15370	Goldman Sachs SP (Asia) – Sinopec Corp European Wts May 2017 A	50,000,000	2016/12/22	2017/05/29	10.85
15458	Goldman Sachs SP (Asia) – HSI European Warrants Jun 2017 D	200,000,000	2016/12/22	2017/06/29	30.00
15404	HK Bank – Geely Auto European Warrants Jun 2017 A	30,000,000	2016/12/22	2017/06/30	24.00
15408	HK Bank – HKEX European Warrants Jun 2017 B	100,000,000	2016/12/22	2017/06/28	15.00
15405	HK Bank – PetroChina European Warrants Jun 2017 B	50,000,000	2016/12/22	2017/06/30	15.00
15407	HK Bank – Tencent European Warrants Jun 2017 B	150,000,000	2016/12/22	2017/06/30	22.50
15397	J P Morgan SP BV – China Life European Warrants Apr 2017 D	100,000,000	2016/12/22	2017/04/03	15.10
15402	J P Morgan SP BV – HSI European Warrants Mar 2017 F	200,000,000	2016/12/22	2017/03/30	30.20
15451	J P Morgan SP BV – HSI European Warrants Aug 2017 A	400,000,000	2016/12/22	2017/08/30	60.00
15447	J P Morgan SP BV – Lenovo European Warrants Jun 2017 A	80,000,000	2016/12/22	2017/06/01	21.52
15455	J P Morgan SP BV – Link REIT European Warrants Jun 2017 A	100,000,000	2016/12/22	2017/06/01	24.00
15403	Macquarie Bank Ltd. – PCCW European Warrants Dec 2017 A	22,000,000	2016/12/22	2017/12/04	10.01
15436	SG Issuer – CAM CSI300 European Warrants Jul 2017 B	60,000,000	2016/12/22	2017/07/05	15.00
15428	SG Issuer – BOCHK European Warrants Sep 2017 A	40,000,000	2016/12/22	2017/09/05	10.00
15431	SG Issuer – CCB European Warrants Aug 2017 B	60,000,000	2016/12/22	2017/08/03	20.40
15443	SG Issuer – CSOP A50 ETF European Warrants Jul 2017 A	30,000,000	2016/12/22	2017/07/05	13.65
15444	SG Issuer – A50 China European Warrants Jul 2017 B	30,000,000	2016/12/22	2017/07/05	22.50
15445	SG Issuer – HKEX European Put Warrants Aug 2017 C	200,000,000	2016/12/22	2017/08/03	50.00
15390	SG Issuer – ICBC European Warrants Aug 2017 A	60,000,000	2016/12/22	2017/08/03	15.00
15391	SG Issuer – NewWorld Dev Eu Wt Aug 2017 A	13,000,000	2016/12/22	2017/08/03	10.01
15394	SG Issuer – SHK P European Warrants Aug 2017 A	20,000,000	2016/12/22	2017/08/03	14.20
15409	UBS AG – AIA European Warrants Jun 2017 C	100,000,000	2016/12/22	2017/06/21	25.50
15414	UBS AG – Geely Auto European Warrants Jul 2018 A	70,000,000	2016/12/22	2018/07/23	13.65
15389	UBS AG – HKEX European Warrants Apr 2017 A	300,000,000	2016/12/22	2017/04/18	45.30
15388	UBS AG – HSCEI European Warrants Apr 2017 A	100,000,000	2016/12/22	2017/04/27	15.90

# MAIN BOARD WARRANTS

Code	Derivative warrants	No. of			Amount raised (HK\$ mil.)
		issue (units)	Listing date	Expiry	
15387	UBS AG – HSI European Warrants Mar 2017 G	300,000,000	2016/12/22	2017/03/30	112.20
15386	UBS AG – HSI European Warrants Jun 2017 B	300,000,000	2016/12/22	2017/06/29	77.40
15420	UBS AG – ICBC European Warrants Jun 2017 A	100,000,000	2016/12/22	2017/06/21	31.70
15418	UBS AG – PetroChina European Warrants Jun 2017 A	40,000,000	2016/12/22	2017/06/21	12.32
15381	UBS AG – Tencent Holdings European Warrants Aug 2017 A	300,000,000	2016/12/22	2017/08/29	45.30
10446	BNP Paribas Arbit Issu B.V. – EUR/USD Euro Put Wt Jun 2017 B	50,000,000	2016/12/23	2017/06/23	12.50
10447	BNP Paribas Arbit Issu B.V. – GBP/USD European Put Wt Sep17A	50,000,000	2016/12/23	2017/09/22	12.50
10442	BNP Paribas Arbit Issu B.V. – Gold European Wts Sep 2017 A	50,000,000	2016/12/23	2017/09/22	12.50
10443	BNP Paribas Arbit Issu B.V. – Gold Euro Put Wts Sep 2017 B	50,000,000	2016/12/23	2017/09/22	12.50
10444	BNP Paribas Arbit Issu B.V. – USD/YEN Euro Wts Sep 2017 A	50,000,000	2016/12/23	2017/09/22	12.50
10445	BNP Paribas Arbit Issu B.V. – USD/YEN Eur Put Wts Sep 2017 B	50,000,000	2016/12/23	2017/09/22	12.50
15482	Credit Suisse AG – Ping An European Warrants Jul 2017 B	70,000,000	2016/12/23	2017/07/04	17.50
15493	Goldman Sachs SP (Asia) – BOCL European Warrants Jul 2017 A	80,000,000	2016/12/23	2017/07/27	12.00
15489	Goldman Sachs SP (Asia) – CC Bank European Wts Jul 2017 A	80,000,000	2016/12/23	2017/07/28	20.80
15495	Goldman Sachs SP (Asia) – HSI European Put Wts Jun 2017 E	200,000,000	2016/12/23	2017/06/29	32.20
15494	Goldman Sachs Sp (Asia) – ICBC European Warrants Jul 2017 B	80,000,000	2016/12/23	2017/07/28	20.00
15491	Goldman Sachs SP (Asia) – Ping An European Wts May 2017 A	100,000,000	2016/12/23	2017/05/29	15.00
15468	Haitong Int'l Sec – CC Bank European Warrants Sep 2017 B	40,000,000	2016/12/23	2017/09/05	10.00
15465	Haitong Int'l Sec – China Life European Warrants Dec 2017 A	70,000,000	2016/12/23	2017/12/05	10.50
15467	Haitong Int'l Sec – China Mobile European Warrants Jun 2017C	40,000,000	2016/12/23	2017/06/29	13.20
15464	Haitong Int'l Sec – HSBC European Warrants Jun 2017 B	40,000,000	2016/12/23	2017/06/29	10.40
15466	Haitong Int'l Sec – Ping An European Warrants Aug 2017 A	40,000,000	2016/12/23	2017/08/02	10.00
15460	Macquarie Bank Ltd. – CKH European Warrants Jul 2017 B	24,000,000	2016/12/23	2017/07/04	10.01
15459	Macquarie Bank Ltd. – China Life European Wts Jul 2017 A	40,000,000	2016/12/23	2017/07/04	10.00
15481	Macquarie Bank Ltd. – Ping An European Warrants Jul 2017 B	25,000,000	2016/12/23	2017/07/04	10.10
15475	SG Issuer – Anhui Conch European Warrants Jul 2017 A	40,000,000	2016/12/23	2017/07/05	10.00
15472	SG Issuer – CHALCO European Warrants Aug 2017 A	20,000,000	2016/12/23	2017/08/03	11.00
15461	SG Issuer – CNBM European Warrants Aug 2017 A	22,000,000	2016/12/23	2017/08/03	10.12
15462	SG Issuer – Evergrande Eu Wt Oct 2017 A	18,000,000	2016/12/23	2017/10/06	10.62
15478	SG Issuer – HSCEI European Warrants Sep 2017 B	150,000,000	2016/12/23	2017/09/28	37.50
15477	SG Issuer – HTSC European Warrants Jun 2017 A	60,000,000	2016/12/23	2017/06/21	10.20
15463	SG Issuer – Li & Fung European Warrants Oct 2017 A	26,000,000	2016/12/23	2017/10/06	10.79
13551 #	Credit Suisse AG – China Life European Warrants Jun 2017 A	120,000,000	2016/12/23	2017/06/02	10.20
15496	HK Bank – China Vanke European Warrants Jul 2017 A	50,000,000	2016/12/28	2017/07/31	12.50
15554	J P Morgan SP BV – HKEX European Warrants Jun 2017 B	200,000,000	2016/12/28	2017/06/30	30.00
15552	J P Morgan SP BV – HSI European Warrants Jan 2018 A	400,000,000	2016/12/28	2018/01/30	60.40
15516	Macquarie Bank Ltd. – CGN Power European Warrants Oct 2017 A	40,000,000	2016/12/28	2017/10/09	10.00
15513	Macquarie Bank Ltd. – CNBM European Warrants Sep 2017 A	33,000,000	2016/12/28	2017/09/04	10.03
15512	Macquarie Bank Ltd. – Geely Auto European Wts Jul 2017 B	12,000,000	2016/12/28	2017/07/04	10.82
15535	SG Issuer – BOCOM European Warrants Aug 2017 A	22,000,000	2016/12/28	2017/08/03	10.01
15550	SG Issuer – CKH European Warrants Aug 2017 A	30,000,000	2016/12/28	2017/08/03	18.00
15542	SG Issuer – CKP European Warrants Jul 2017 B	30,000,000	2016/12/28	2017/07/05	10.05
15502	SG Issuer – CNOOC European Warrants Jul 2017 C	26,000,000	2016/12/28	2017/07/05	10.14
15497	SG Issuer – China Overseas European Warrants Sep 2017 A	50,000,000	2016/12/28	2017/09/05	12.50
15543	SG Issuer – China Overseas European Warrants Jan 2018 A	65,000,000	2016/12/28	2018/01/04	10.08

# MAIN BOARD WARRANTS

Code	Derivative warrants	No. of			Amount raised (HK\$ mil.)
		issue (units)	Listing date	Expiry	
15545	SG Issuer – China Overseas European Put Warrants Aug 2017 C	50,000,000	2016/12/28	2017/08/03	12.50
15501	SG Issuer – China Res Land European Warrants Sep 2017 A	40,000,000	2016/12/28	2017/09/05	10.00
15504	SG Issuer – KECL European Warrants Oct 2017 A	22,000,000	2016/12/28	2017/10/06	10.01
15506	SG Issuer – MTRC European Warrants Oct 2017 A	30,000,000	2016/12/28	2017/10/06	10.05
15507	SG Issuer – Petch European Warrants Aug 2017 A	60,000,000	2016/12/28	2017/08/03	23.70
15546	SG Issuer – China Vanke European Warrants Oct 2017 A	40,000,000	2016/12/28	2017/10/06	11.00
15551	SG Issuer – Zijin Mining European Warrants Aug 2017 A	35,000,000	2016/12/28	2017/08/03	10.15
15518	UBS AG – China Mobile European Put Warrants Jun 2017 C	50,000,000	2016/12/28	2017/06/23	17.15
15533	UBS AG – Galaxy Ent European Put Warrants May 2017 D	70,000,000	2016/12/28	2017/05/26	11.13
15524	UBS AG – HKEX European Put Warrants Sep 2017 B	100,000,000	2016/12/28	2017/09/26	15.00
15517	UBS AG – HSBC European Put Warrants Jul 2017 A	100,000,000	2016/12/28	2017/07/31	25.20
15532	UBS AG – Sands China European Put Warrants Jul 2017 B	70,000,000	2016/12/28	2017/07/07	19.04
15534	UBS AG – China Vanke European Warrants Aug 2017 A	50,000,000	2016/12/28	2017/08/01	12.50
29536 #	Credit Suisse AG – ChiUnicom European Warrants Nov 2017 A	100,000,000	2016/12/28	2017/11/28	10.30
15605	BOCI Asia Ltd. – CC Bank European Warrants Jul 2017 A	100,000,000	2016/12/29	2017/07/24	32.30
15601	BOCI Asia Ltd. – China Mobile European Warrants Jul 2017 A	200,000,000	2016/12/29	2017/07/10	78.80
15603	BOCI Asia Ltd. – China Mobile European Put Wts Jul 2017 B	100,000,000	2016/12/29	2017/07/03	34.50
15607	BOCI Asia Ltd. – HKEX European Warrants Jul 2017 C	200,000,000	2016/12/29	2017/07/10	30.00
15609	BOCI Asia Ltd. – HKEX European Put Warrants Oct 2017 A	200,000,000	2016/12/29	2017/10/03	30.00
15621	Goldman Sachs SP (Asia) – China Life Euro Wts Oct 2017 A	100,000,000	2016/12/29	2017/10/26	15.00
15646	Goldman Sachs SP (Asia) – China Mobile Euro Wts Jun 2017 B	60,000,000	2016/12/29	2017/06/29	27.24
15638	HK Bank – China Life European Warrants Oct 2017 B	100,000,000	2016/12/29	2017/10/30	15.00
15634	HK Bank – HKEX European Warrants Jun 2017 C	100,000,000	2016/12/29	2017/06/27	15.00
15636	HK Bank – HSI European Warrants Jun 2017 E	150,000,000	2016/12/29	2017/06/29	24.00
15637	HK Bank – HSI European Put Warrants Jun 2017 F	100,000,000	2016/12/29	2017/06/29	25.00
15571	Haitong Int'l Sec – AIA European Warrants Jun 2017 A	50,000,000	2016/12/29	2017/06/23	10.50
15563	Haitong Int'l Sec – Galaxy Ent European Warrants May 2017 B	50,000,000	2016/12/29	2017/05/25	10.00
15556	Haitong Int'l Sec – HSI European Warrants Jul 2017 A	100,000,000	2016/12/29	2017/07/28	15.00
15560	Haitong Int'l Sec – HSI European Put Warrants Jul 2017 B	100,000,000	2016/12/29	2017/07/28	18.50
15573	Haitong Int'l Sec – China Vanke European Warrants Sep 2017 A	40,000,000	2016/12/29	2017/09/29	10.00
15750	J P Morgan SP BV – China Life European Warrants May 2017 B	80,000,000	2016/12/29	2017/05/02	31.68
15710	J P Morgan SP BV – Ch Overseas European Warrants Nov 2017 A	100,000,000	2016/12/29	2017/11/30	25.00
15758	J P Morgan SP BV – Cathay Pacific European Wts Dec 2018 A	80,000,000	2016/12/29	2018/12/31	20.00
15757	J P Morgan SP BV – CSOP A50 ETF European Warrants May 2017 A	100,000,000	2016/12/29	2017/05/04	15.50
15754	J P Morgan SP BV – A50 China European Warrants May 2017 B	100,000,000	2016/12/29	2017/05/02	25.30
15746	J P Morgan SP BV – HSBC European Warrants Jun 2017 A	100,000,000	2016/12/29	2017/06/12	15.00
15711	J P Morgan SP BV – ICBC European Warrants Jul 2017 B	100,000,000	2016/12/29	2017/07/31	15.20
15747	J P Morgan SP BV – Ping An European Warrants Aug 2017 A	100,000,000	2016/12/29	2017/08/01	15.50
15632	Macquarie Bank Ltd. – CITIC Bank European Wts Oct 2017 A	40,000,000	2016/12/29	2017/10/04	10.00
15616	Macquarie Bank Ltd. – HSBC European Warrants Sep 2017 B	40,000,000	2016/12/29	2017/09/04	10.00
15628	Macquarie Bank Ltd. – CRRC Times European Warrants Dec 2017B	20,000,000	2016/12/29	2017/12/04	10.00
15682	SG Issuer – AIA European Put Warrants Sep 2017 A	80,000,000	2016/12/29	2017/09/05	20.00
15686	SG Issuer – CCCCL European Warrants Nov 2017 A	100,000,000	2016/12/29	2017/11/03	15.00
15688	SG Issuer – Minsheng Bank European Warrants Sep 2017 A	12,000,000	2016/12/29	2017/09/05	11.28
15690	SG Issuer – CRRC European Warrants Sep 2017 A	12,000,000	2016/12/29	2017/09/05	10.92

# MAIN BOARD WARRANTS

Code	Derivative warrants	No. of			Amount raised (HK\$ mil.)
		issue (units)	Listing date	Expiry	
15705	SG Issuer – CSOP A50 ETF European Warrants Aug 2017 A	20,000,000	2016/12/29	2017/08/03	13.80
15615	SG Issuer – Evergrande Eu Wt Jan 2018 A	20,000,000	2016/12/29	2018/01/04	10.60
15668	SG Issuer – HSI European Warrants Jun 2017 H	150,000,000	2016/12/29	2017/06/29	37.50
15670	SG Issuer – HSI European Warrants Aug 2017 C	150,000,000	2016/12/29	2017/08/30	37.50
15672	SG Issuer – HSI European Warrants Oct 2017 A	150,000,000	2016/12/29	2017/10/30	37.50
15578	SG Issuer – HSI European Warrants Dec 2017 B	150,000,000	2016/12/29	2017/12/28	37.50
15673	SG Issuer – HSI European Warrants Mar 2018 A	150,000,000	2016/12/29	2018/03/28	37.50
15590	SG Issuer – HSI European Warrants Jul 2018 A	150,000,000	2016/12/29	2018/07/30	37.50
15675	SG Issuer – HSI European Warrants Oct 2018 A	150,000,000	2016/12/29	2018/10/30	37.50
15676	SG Issuer – HSI European Warrants Dec 2018 A	150,000,000	2016/12/29	2018/12/28	37.50
15600	SG Issuer – HSI European Put Warrants Sep 2017 B	150,000,000	2016/12/29	2017/09/28	37.50
15594	SG Issuer – HSI European Put Warrants Feb 2018 A	150,000,000	2016/12/29	2018/02/27	37.50
15591	SG Issuer – HSI European Put Warrants May 2018 A	150,000,000	2016/12/29	2018/05/30	37.50
15680	SG Issuer – HSI European Put Warrants Jun 2018 A	150,000,000	2016/12/29	2018/06/28	37.50
15679	SG Issuer – HSI European Put Warrants Sep 2018 A	150,000,000	2016/12/29	2018/09/27	37.50
15693	SG Issuer – Lenovo European Warrants Sep 2017 A	32,000,000	2016/12/29	2017/09/05	10.08
15697	SG Issuer – Shimao Ppt Eu Wt Jul 2018 A	80,000,000	2016/12/29	2018/07/05	20.00
15701	SG Issuer – Stanchart European Warrants Aug 2017 A	15,000,000	2016/12/29	2017/08/03	10.65
15611	SG Issuer – Tencent European Put Warrants Aug 2017 C	200,000,000	2016/12/29	2017/08/03	50.00
15707	SG Issuer – Tracker Fund European Warrants Mar 2018 A	100,000,000	2016/12/29	2018/03/05	25.00
15665	UBS AG – Minsheng Bank European Warrants Jul 2017 A	40,000,000	2016/12/29	2017/07/03	10.00
15655	UBS AG – Geely Auto European Warrants Mar 2017 B	20,000,000	2016/12/29	2017/03/29	12.82
15666	UBS AG – Lenovo European Warrants May 2017 A	50,000,000	2016/12/29	2017/05/25	11.50
15667	UBS AG – Tencent Holdings European Warrants Jun 2017 C	300,000,000	2016/12/29	2017/06/29	75.00
15787	BNP Paribas Arbit Issu B.V. – CITIC Euro Warrants Oct 2017 A	25,000,000	2016/12/30	2017/10/04	12.50
15771	BNP Paribas Arbit Issu B.V. – Esprit European Wts Oct 2017 A	20,000,000	2016/12/30	2017/10/04	10.00
15780	BNP Paribas Arbit Issu B.V. – HK Gas European Wts Jan 2018 A	30,000,000	2016/12/30	2018/01/03	10.50
15781	BNP Paribas Arbit Issu B.V. – Hang Lung Ppt Eu Wt Oct 2017 A	25,000,000	2016/12/30	2017/10/04	15.50
15774	BNP Paribas Arbit Issu B.V. – KECL European Wts Oct 2017 A	40,000,000	2016/12/30	2017/10/04	11.60
15790	BNP Paribas Arbit Issu B.V. – Sunny Optical Eu Wt Oct 2017 A	40,000,000	2016/12/30	2017/10/04	18.80
15782	BNP Paribas Arbit Issu B.V. – Want Want Ch Eu Wts Oct 2017 A	40,000,000	2016/12/30	2017/10/04	10.00
15795	Credit Suisse AG – Ping An European Warrants May 2017 A	70,000,000	2016/12/30	2017/05/04	17.50
15759	Goldman Sachs SP (Asia) – HKEX European Put Wts Sep 2017 C	150,000,000	2016/12/30	2017/09/25	22.50
15806	J P Morgan SP BV – Minsheng Bank European Wts Jul 2017 A	60,000,000	2016/12/30	2017/07/03	26.70
15804	J P Morgan SP BV – HKT-SS European Warrants Dec 2018 A	60,000,000	2016/12/30	2018/12/31	15.00
15797	J P Morgan SP BV – HSI European Put Warrants Jun 2017 E	400,000,000	2016/12/30	2017/06/29	100.00
15808	J P Morgan SP BV – PICC Group European Warrants Jun 2017 A	60,000,000	2016/12/30	2017/06/02	10.32
15818	J P Morgan SP BV – SMIC European Wts Dec 2017 A	60,000,000	2016/12/30	2017/12/29	15.06
15798	J P Morgan SP BV – SPDR Gold Trust European Wts Jul 2017 A	25,000,000	2016/12/30	2017/07/03	10.08
15760	Macquarie Bank Ltd – Skyworth Digital European Wts Sep 2017 A	10,000,000	2016/12/30	2017/09/18	10.00
15796	UBS AG – Sinopec Corp European Warrants May 2017 A	50,000,000	2016/12/30	2017/05/26	10.35
26272 #	Credit Suisse AG – Greatwall Motor European Wts Dec 2017 A	100,000,000	2016/12/30	2017/12/29	15.90
<b>Total</b>					<b>23,813.28</b>

# Further issue



# MAIN BOARD DEBT SECURITIES

## Debt Securities Trading Statistics

		Turnover value	
		Exchange fund notes (HK\$ mil.)	Market total (HK\$ mil.)
2015	Q4	-	1,147.96
2016	Q1	-	2,120.63
	Q2	-	6,070.66
	Q3	3.00	6,333.92
	Q4	3.00	6,753.04

## Debt Securities Nominal Value

		No. of issues	Nominal value (HK\$ mil.)
2015	Q4	762	2,741,871.80
2016	Q1	769	2,777,917.26
	Q2	797	2,923,871.68
	Q3	841	3,089,402.31
	Q4	892	3,258,654.54

## New Listing Statistics – Debt Securities

		No. of newly listed debt securities	Amount raised (HK\$ mil.)
2015	Q4	43	115,190.75
2016	Q1	26	89,996.61
	Q2	59	253,671.85
	Q3	51	191,245.48
	Q4	75	239,694.08

# MAIN BOARD DEBT SECURITIES

## Newly Listed Debt Securities

for 4th quarter 2016

Code	Debt securities	Principal	Listing date	Maturity	Amount raised (HK\$ mil.)
04550	Bluestar Finance Holdings Ltd. 3.125% Senior Guar Notes 2019	USD 500,000,000	2016/10/03	2019/09/30	3,895.01
04556	Bluestar Finance Holdings Ltd. 3.50% Senior Guar Notes 2021	USD 600,000,000	2016/10/03	2021/09/30	4,661.93
04564	China Construction Bank Corporation, Hong Kong Branch 1.75% Fixed Rate Notes 2019	USD 600,000,000	2016/10/03	2019/09/30	4,676.86
04561	NWD Finance (BVI) Ltd. Guaranteed Senior Perpetual CapSec	USD 1,200,000,000	2016/10/06	-	9,360.00
04225 #	The Govt of the HKSAR of the PRC 1.06% Bonds 2020	HKD 4,000,000,000	2016/10/07	2020/02/05	4,056.40
04577	TVB Finance Ltd. 3.625% Guaranteed Notes 2021	USD 500,000,000	2016/10/12	2021/10/11	3,900.00
04588	Jinan West City Investment and Development Group Co., Ltd. 3.125% Bonds 2021	USD 300,000,000	2016/10/12	2021/10/11	2,318.61
04594	China CITIC Bank International Ltd. 4.25% Undated Non-Cumulative Subordinated Additional Tier 1 CapSec A	USD 500,000,000	2016/10/12	-	3,900.00
04575	Bestgain Real Estate Lyra Ltd. 2.95% Guaranteed Notes 2021	USD 220,000,000	2016/10/17	2021/10/14	1,704.16
05709	Treasure Generator Ltd. 4.75% Guaranteed Notes 2021	USD 200,000,000	2016/10/17	2021/10/14	1,542.93
05602 #	Skyfame Realty (Holdings) Ltd. 0.10% Bonds 2032	HKD 40,000,000	2016/10/19	2032/11/14	-
05710	Zhuzhou City Construction Development Group Co., Ltd. 2.98% B2019 2.98% Bonds 2019	USD 300,000,000	2016/10/20	2019/10/19	2,324.53
05735	Tuspark Forward Ltd. 4.30% Guaranteed Bonds 2019	USD 500,000,000	2016/10/20	2019/10/19	3,885.92
05711	State Elite Global Ltd. 2.25% Fixed Rate Notes 2021	USD 700,000,000	2016/10/21	2021/10/20	5,435.16
05557 #	Oceanwide Holdings International 2015 Co., Ltd. 9.625% Guar. Senior N2020	USD 200,000,000	2016/10/25	2020/08/11	1,677.44
05622 #	AMTD Group Co. Ltd. 5.00% Notes 2019	USD 50,000,000	2016/10/25	2019/03/21	390.00
05753	Haitong International Securities Group Ltd. Zero Coupon Conv Bonds 2021	HKD 3,880,000,000	2016/10/26	2021/10/25	3,880.00
05784	Huai'an Traffic Holdings Co., Ltd. 4.95% Bonds 2019	USD 300,000,000	2016/10/26	2019/10/25	2,340.00
05830	Yuzhou Properties Co. Ltd. 6.00% Senior Notes 2023	USD 250,000,000	2016/10/26	2023/10/25	1,950.00
05934	China Great Wall International Holdings III Ltd. 2.25% Guar. Notes 2019	USD 700,000,000	2016/10/28	2019/10/27	5,450.06
05995	China Great Wall International Holdings III Ltd. 2.625% Guar. Notes 2021	USD 800,000,000	2016/10/28	2021/10/27	6,224.65
05602 #	Skyfame Realty (Holdings) Ltd. 0.10% Bonds 2032	HKD 40,000,000	2016/10/31	2032/11/14	-
05703	Azure Nova International Finance Ltd. 2.25% Guar. Notes 2019	USD 500,000,000	2016/11/02	2019/11/01	3,896.30
05731	Azure Nova International Finance Ltd. 2.625% Guar. Notes 2021	USD 1,000,000,000	2016/11/02	2021/11/01	7,767.71
05881	MTR Corporation (C.I.) Ltd. 2.50% Fixed Rate Notes 2026	USD 600,000,000	2016/11/03	2026/11/02	4,664.79
05864	China Development Bank Corporation Hong Kong Branch 0.125% Notes 2019	EUR 500,000,000	2016/11/04	2019/11/03	4,294.87
05865	China Development Bank Corporation Hong Kong Branch 1.875% Notes 2021	USD 350,000,000	2016/11/04	2021/11/03	2,707.40
05902	The Bank of East Asia, Ltd. 4.00% Tier 2 Capital Dated Subordinated Notes 2026	USD 500,000,000	2016/11/04	2026/11/03	3,893.68
05921	Guangxi Communications Investment Group Corporation. Ltd 3.00% Bonds 2019	USD 300,000,000	2016/11/04	2019/11/04	2,335.46
05927	Bright Galaxy International Ltd. 3.375% Guar. Bonds 2021	USD 500,000,000	2016/11/04	2021/11/03	3,860.34
04209 #	The Government of the HKSAR of the PRC 2.46% Bonds 2021	HKD 2,500,000,000	2016/11/04	2021/08/04	2,686.25
05920	Chalco Hong Kong Investment Co. Ltd. 4.25% Senior Perpetual Capital Securities	USD 500,000,000	2016/11/08	-	3,900.00
05939	Wuhan Metro Group Co., Ltd. 2.375% Notes 2019	USD 290,000,000	2016/11/09	2019/11/08	2,256.80
05956	Jiangsu Zhongguancun Holding Group (International) Co., Ltd. 5.70% Guar. Bonds 2019	USD 220,000,000	2016/11/09	2019/11/08	1,704.37

# MAIN BOARD DEBT SECURITIES

Code	Debt securities	Principal	Listing date	Maturity	Amount raised (HK\$ mil.)	
05300	China Yangtze Power International (BVI) 1 Ltd. Zero Coupon Exchangeable Notes 2021	USD	300,000,000	2016/11/10	2021/11/09	2,340.00
05301	China Yangtze Power International (BVI) 2 Ltd. Zero Coupon Exchangeable Notes 2021	EUR	200,000,000	2016/11/10	2021/11/09	1,712.26
05602 #	Skyfame Realty (Holdings) Ltd. 0.10% Bonds 2032	HKD	40,000,000	2016/11/10	2032/11/14	-
05302	Suqian Economic Development (BVI) Co., Ltd. 5.375% Guar. Bonds 2019	USD	150,000,000	2016/11/11	2019/11/10	1,166.01
85725	CNI Capital Ltd. 4.30% Guaranteed CNY Bonds 2019	RMB	1,500,000,000	2016/11/14	2019/11/11	1,710.60
05602 #	Skyfame Realty (Holdings) Ltd. 0.10% Bonds 2032	HKD	70,000,000	2016/11/18	2032/11/14	-
05626 #	Skyfame Realty (Holdings) Ltd. 0.10% Bonds 2025	HKD	10,000,000	2016/11/18	2025/09/12	-
05680 #	Hanrui Overseas Investment Co., Ltd. 4.90% Guar. Bonds 2019	USD	190,000,000	2016/11/18	2019/06/28	1,467.61
05304	Gansu Provincial Highway Aviation Tourism Investment Group Co., Ltd. 3.00% Bonds 2019	USD	500,000,000	2016/11/21	2019/11/18	3,888.81
04066	Hong Kong Monetary Authority, The 0.55% Exchange Fund Notes 2018	HKD	1,200,000,000	2016/11/22	2018/11/21	1,194.48
05305	Oriental Capital Co. Ltd. 5.15% Guaranteed Bonds 2019	USD	300,000,000	2016/11/23	2019/11/22	2,324.00
05306	Huarong Finance II Co., Ltd. 2.875% Guaranteed Notes 2019	USD	1,000,000,000	2016/11/23	2019/11/22	7,777.30
05307	Huarong Finance II Co., Ltd. 3.625% Guaranteed Notes 2021	USD	1,350,000,000	2016/11/23	2021/11/22	10,508.52
05308	Huarong Finance II Co., Ltd. 4.875% Guaranteed Notes 2026	USD	650,000,000	2016/11/23	2026/11/22	5,048.96
05303	SDSC Global Finance Ltd. Senior Guar. Perpetual Capital Securities	USD	120,000,000	2016/11/25	-	921.89
05310	Skyfame Realty (Holdings) Ltd. 0.10% Bonds 2026	HKD	10,000,000	2016/11/25	2026/09/12	-
05311	Skyfame Realty (Holdings) Ltd. 0.10% Bonds 2033	HKD	10,000,000	2016/11/25	2033/11/14	-
05309	Wise Source International Ltd. 5.95% Guaranteed Bonds 2018	USD	250,000,000	2016/11/28	2018/11/25	1,950.00
05310 #	Skyfame Realty (Holdings) Ltd. 0.10% Bonds 2026	HKD	10,000,000	2016/11/29	2026/09/12	-
05311 #	Skyfame Realty (Holdings) Ltd. 0.10% Bonds 2033	HKD	30,000,000	2016/11/29	2033/11/14	-
05312	CMBLEMTN 1 Ltd. 2.625% Guaranteed Notes 2019	USD	300,000,000	2016/11/30	2019/11/29	2,332.44
05313	CMBLEMTN 1 Ltd. 3.25% Guaranteed Notes 2021	USD	900,000,000	2016/11/30	2021/11/29	7,006.81
05314	Chengdu Xingcheng Investment Group Co., Ltd. 3.25% Bonds 2021	USD	300,000,000	2016/11/30	2021/11/29	2,296.22
05316	Dah Sing Bank, Ltd. Tier 2 Dated Subordinated Notes 2026	USD	250,000,000	2016/12/01	2026/11/30	1,943.66
05319	Zhenjiang Cultural Tourism Industry Group Co., Ltd. 4.95% Bonds 2019	USD	230,000,000	2016/12/02	2019/12/01	1,776.80
05321	Chalieco Hong Kong Corporation Ltd. 5.70% Senior Guar. Perpetual Capital Securities	USD	350,000,000	2016/12/02	-	2,730.00
05310 #	Skyfame Realty (Holdings) Ltd. 0.10% Bonds 2026	HKD	10,000,000	2016/12/02	2026/09/12	-
05311 #	Skyfame Realty (Holdings) Ltd. 0.10% Bonds 2033	HKD	30,000,000	2016/12/02	2033/11/14	-
05315	Changsha Pilot Investment Holdings Co., Ltd. 3.10% Notes 2019	USD	350,000,000	2016/12/05	2019/12/02	2,694.10
05318	Horsepower Finance Ltd. 2.15% Guaranteed Notes 2019	USD	550,000,000	2016/12/05	2019/12/02	4,248.48
05317	Shaanxi Xixian New Area Fengxi New City Development & Construction (Group) Co., Ltd. 5.75% Bonds 2019	USD	120,000,000	2016/12/06	2019/12/05	929.66
05320	United Laboratories International Holdings Ltd., The 4.50% Conv Bonds 2021	USD	130,000,000	2016/12/06	2021/12/05	1,014.00
05324	SPIC 2016 US dollar Bond Co. Ltd. 3.00% Guar. Bonds 2021	USD	900,000,000	2016/12/07	2021/12/06	6,980.97
05325	SPIC 2016 US dollar Bond Co. Ltd. 3.875% Guar. Bonds 2026	USD	300,000,000	2016/12/07	2026/12/06	2,332.51
05322	Inventive Global Investments Ltd. 2.375% Fixed Rate Notes 2019	USD	500,000,000	2016/12/08	2019/12/07	3,891.81
05323	GUANGZHOU Silk Road Investment Ltd. 3.85% Guar. Bonds 2021	USD	200,000,000	2016/12/08	2021/12/07	1,557.19
05311 #	Skyfame Realty (Holdings) Ltd. 0.10% Bonds 2033	HKD	30,000,000	2016/12/09	2033/11/14	-
86642	The Ministry of Finance of the PRC 3.40% CNY Bonds 2019	RMB	7,000,000,000	2016/12/13	2019/12/12	7,865.20
86643	The Ministry of Finance of the PRC 3.55% CNY Bonds 2021	RMB	3,000,000,000	2016/12/13	2021/12/12	3,370.80

## MAIN BOARD DEBT SECURITIES

Code	Debt securities	Principal	Listing date	Maturity	Amount raised (HK\$ mil.)
86644	The Ministry of Finance of the PRC 3.85% CNY Bonds 2026	RMB 1,000,000,000	2016/12/13	2026/12/12	1,123.60
86645	The Ministry of Finance of the PRC 4.15% CNY Bonds 2031	RMB 500,000,000	2016/12/13	2031/12/12	561.80
86646	The Ministry of Finance of the PRC 4.40% CNY Bonds 2046	RMB 500,000,000	2016/12/13	2046/12/12	561.80
05326	Yunnan Energy Investment Overseas Finance Co. Ltd. 3.50% Guar. Bonds 2019	USD 310,000,000	2016/12/14	2019/12/13	2,394.45
05327	Yunnan Energy Investment Overseas Finance Co. Ltd. 4.25% Guar. Bonds 2021	USD 130,000,000	2016/12/14	2021/12/13	1,003.57
05311 #	Skyfame Realty (Holdings) Ltd. 0.10% Bonds 2033	HKD 50,000,000	2016/12/14	2033/11/14	-
05328	Changde Urban Construction and Investment Group Co., Ltd. 3.70% Bonds 2019	USD 250,000,000	2016/12/16	2019/12/15	1,923.48
05329	Xiangxing Overseas Investment Co., Ltd. 5.95% Guar. Bonds 2019	USD 130,000,000	2016/12/19	2019/12/16	1,007.16
05330	Xingang International Holding Ltd. 5.80% Guar. Bonds 2019	USD 110,000,000	2016/12/19	2019/12/16	858.00
05331	Fujian Zhanglong Group Co., Ltd. 4.50% Notes 2019	USD 150,000,000	2016/12/19	2019/12/16	1,160.44
05332	Phoenix Charm International Investment Ltd. 5.50% Bonds 2019	USD 220,000,000	2016/12/19	2019/12/16	1,699.70
05335	Gaoxin International Investment Co., Ltd. 5.90% Bonds 2019	USD 200,000,000	2016/12/21	2019/12/20	1,545.27
05336	Peixian State-Owned Assets Management Co. Ltd. 6.10% Bonds 2019	USD 50,000,000	2016/12/21	2019/12/20	390.00
05333	Charming Light Investments Ltd. 4.50% Notes 2026	USD 229,000,000	2016/12/22	2026/12/21	1,716.59
05338	China Railway Construction Corporation Ltd. 1.50% USD Settled Conv. Bonds 2021	RMB 3,450,000,000	2016/12/22	2021/12/21	3,855.03
05311 #	Skyfame Realty (Holdings) Ltd. 0.10% Bonds 2033	HKD 90,000,000	2016/12/22	2033/11/14	-
05323 #	GUANGZHOU Silk Road Investment Ltd. 3.85% Guar. Bonds 2021	USD 30,000,000	2016/12/22	2021/12/07	227.30
05332 #	Phoenix Charm International Investment Ltd. 5.50% Bonds 2019	USD 80,000,000	2016/12/22	2019/12/16	618.09
05337	Greenland Global Investment Ltd. 4.375% Guar. Notes 2019	USD 180,000,000	2016/12/23	2019/12/22	1,383.67
05334	Bestgain Real Estate Lyra Ltd. 3.95% Guaranteed Notes 2019	USD 600,000,000	2016/12/28	2019/12/23	4,673.45
05339	Mudajaya Ventures Ltd. 7.00% Notes 2019	USD 60,000,000	2016/12/29	2019/12/28	468.00
<b>Total</b>					<b>239,694.08</b>

# Further issue

# MAIN BOARD UNIT TRUSTS AND MUTUAL FUNDS

## Unit Trusts and Mutual Funds Trading Statistics

		Exchange Traded Fund (ETF) (HK\$ mil.)	Leveraged and Inverse Products (L&I Products) (HK\$ mil.)	Real Estate Investment Trusts (REITs) (HK\$ mil.)	Others (HK\$ mil.)	Total (HK\$ mil.)	% of market total
2015	Q4	287,309.24	-	14,162.34	88.40	301,559.98	6.72
2016	Q1	304,713.11	-	21,668.39	40.27	326,421.77	7.66
	Q2	237,211.91	65.38	18,190.19	20.96	255,488.43	6.64
	Q3	269,308.99	153.00	25,916.93	23.08	295,402.00	6.92
	Q4	200,178.89	286.95	25,310.73	25.00	225,801.57	5.79

Note: Turnover value traded in non-HKD currency securities have been included

## Unit Trusts and Mutual Funds Market Value

		No. of issues	Exchange Traded Funds (ETF) (HK\$ mil.)	No. of issues	Leveraged and Inverse Products (L&I Products) (HK\$ mil.)	No. of issues	Real Estate Investment Trusts (REITs) (HK\$ mil.)	No. of issues	Others (HK\$ mil.)	No. of issues	Total (HK\$ mil.)
2015	Q4	133	477,142.97	-	-	11	199,652.72	1	2,236.60	145	679,032.29
2016	Q1	137	535,139.73	-	-	11	199,170.18	1	1,342.80	149	735,652.71
	Q2	143	589,881.25	4	111	11	219,952.15	1	1,401.55	159	811,345.96
	Q3	138	627,842.20	8	434.09	11	235,115.93	1	1,188.38	158	864,580.60
	Q4	133	561,308.69	12	517.17	11	210,386.83	1	1,134.67	157	773,347.35

## New Listing Unit Trust and Mutual Funds Statistics

		No. of newly listed unit trust and mutual funds	Funds raised (HK\$ mil.)
2015	Q4	4	-
2016	Q1	5	-
	Q2	16	-
	Q3	4	-
	Q4	9	-

# MAIN BOARD UNIT TRUSTS AND MUTUAL FUNDS

## Newly Listed Unit Trust and Mutual Funds

for 4th quarter 2016

Code	Unit trust and Mutual funds	Fund manager	Issue price (HK\$)	No. of unit offer	Amount raised (HK\$ mil.)	Subscription rate (times)	Listing date
07225	Mirae Asset Horizons Topix Daily (2x) Leveraged Product	Mirae Asset Global Investments (Hong Kong) Limited	n.a.	n.a.	n.a.	n.a.	2016/10/11
07315	Mirae Asset Horizons Topix Daily (-1x) Inverse Product	Mirae Asset Global Investments (Hong Kong) Limited	n.a.	n.a.	n.a.	n.a.	2016/10/11
07222	Mirae Asset Horizons S&P 500 Daily (2x) Leveraged Product	Mirae Asset Global Investments (Hong Kong) Limited	n.a.	n.a.	n.a.	n.a.	2016/10/11
07322	Mirae Asset Horizons S&P 500 Daily (-1x) Inverse Product	Mirae Asset Global Investments (Hong Kong) Limited	n.a.	n.a.	n.a.	n.a.	2016/10/11
82843/02843	AMUNDI FTSE China A50 Index ETF	Amundi Hong Kong Limited	n.a.	n.a.	n.a.	n.a.	2016/10/31
03116	XIE Shares FTSE Gold Miners ETF	Enhanced Investment Products Limited	n.a.	n.a.	n.a.	n.a.	2016/11/18
03115/83115/ 9115	iShares Core Hang Seng Index ETF	BlackRock Asset Management North Asia Limited	n.a.	n.a.	n.a.	n.a.	2016/11/23
03153	Mirae Asset Horizons S&P Asia ex Japan Healthcare ETF	Mirae Asset Global Investments (Hong Kong) Limited	n.a.	n.a.	n.a.	n.a.	2016/11/30
03167	CSOP S&P New China Sectors ETF	CSOP Asset Management Limited	n.a.	n.a.	n.a.	n.a.	2016/12/08

## MAIN BOARD CALLABLE BULL/BEAR CONTRACTS

### Callable Bull/Bear Contracts Trading Statistics

		Number	Market value (HK\$ mil.)	Turnover value (HK\$ mil.)
2015	Q4	1,630	56,424.40	503,357.75
2016	Q1	1,613	48,512.71	379,212.60
	Q2	1,547	44,132.86	346,430.63
	Q3	2,105	74,015.13	357,151.89
	Q4	1,844	46,982.16	288,777.61

### New Listings Callable Bull/Bear Contracts Statistics

		No. of newly listed CBBC	Amount raised (HK\$ mil.)
2015	Q4	2,061	87,034.75
2016	Q1	2,421	94,755.60
	Q2	1,985	84,611.84
	Q3	2,489	105,390.41
	Q4	2,001	78,979.94

# MAIN BOARD CALLABLE BULL/BEAR CONTRACTS

## Newly Listed Callable Bull/Bear Contracts

for 4th quarter 2016

Code	Callable Bull/Bear Contracts	No. of issue (units)	Listing date	Expiry	Amount raised (HK\$ mil.)
60890	BNP Paribas Arbit Issu B.V. – HSI R Bull CBBC Nov 2017 P	250,000,000	2016/10/03	2017/11/29	62.50
60918	BNP Paribas Arbit Issu B.V. – HSI R Bear CBBC Feb 2017 A	250,000,000	2016/10/03	2017/02/27	62.50
60922	BNP Paribas Arbit Issu B.V. – HSI R Bear CBBC Mar 2017 H	250,000,000	2016/10/03	2017/03/30	62.50
60894	Credit Suisse AG – HSI R Bull CBBC Aug 2017 H	200,000,000	2016/10/03	2017/08/30	50.00
60892	Credit Suisse AG – HSI R Bull CBBC Sep 2017 Z	200,000,000	2016/10/03	2017/09/28	50.00
60893	Credit Suisse AG – HSI R Bull CBBC Dec 2017 F	200,000,000	2016/10/03	2017/12/28	50.00
60912	Credit Suisse AG – HSI R Bear CBBC Feb 2017 T	200,000,000	2016/10/03	2017/02/27	50.00
60916	Credit Suisse AG – HSI R Bear CBBC Feb 2017 U	200,000,000	2016/10/03	2017/02/27	50.00
60915	Credit Suisse AG – HSI R Bear CBBC Mar 2017 N	200,000,000	2016/10/03	2017/03/30	50.00
60917	Credit Suisse AG – HSI R Bear CBBC Mar 2017 O	200,000,000	2016/10/03	2017/03/30	50.00
60889	Goldman Sachs SP (Asia) – HSI R Bull CBBC Dec 2017 W	200,000,000	2016/10/03	2017/12/28	50.00
60963	Goldman Sachs SP (Asia) – HSI R Bear CBBC Feb 2017 Y	200,000,000	2016/10/03	2017/02/27	50.00
60882	HK Bank – COVS R Bull CBBC Oct 2017 A	40,000,000	2016/10/03	2017/10/30	12.00
60884	HK Bank – COVS R Bull CBBC Nov 2017 A	40,000,000	2016/10/03	2017/11/29	20.00
60887	HK Bank – HSI R Bear CBBC Mar 2017 P	150,000,000	2016/10/03	2017/03/30	37.50
60886	HK Bank – HSI R Bear CBBC Apr 2017 J	150,000,000	2016/10/03	2017/04/27	37.50
60931	J P Morgan SP BV – HSI R Bull CBBC Oct 2017 Z	200,000,000	2016/10/03	2017/10/30	50.00
60930	J P Morgan SP BV – HSI R Bull CBBC Nov 2017 F	200,000,000	2016/10/03	2017/11/29	50.00
60945	J P Morgan SP BV – HSI R Bear CBBC Jan 2017 A	200,000,000	2016/10/03	2017/01/26	50.00
60947	J P Morgan SP BV – HSI R Bear CBBC Jan 2017 D	200,000,000	2016/10/03	2017/01/26	50.00
60939	J P Morgan SP BV – HSI R Bear CBBC Jan 2017 N	200,000,000	2016/10/03	2017/01/26	50.00
60949	SG Issuer – HSI R Bull CBBC Mar 2018 B	200,000,000	2016/10/03	2018/03/28	50.00
60957	SG Issuer – HSI R Bear CBBC Feb 2017 I	200,000,000	2016/10/03	2017/02/27	50.00
60958	SG Issuer – HSI R Bear CBBC Feb 2017 J	200,000,000	2016/10/03	2017/02/27	50.00
60952	SG Issuer – HSI R Bear CBBC Feb 2017 O	200,000,000	2016/10/03	2017/02/27	50.00
60960	SG Issuer – HSI R Bear CBBC Feb 2017 P	200,000,000	2016/10/03	2017/02/27	50.00
60909	UBS AG – HSI R Bull CBBC Sep 2017 A	300,000,000	2016/10/03	2017/09/28	75.00
60911	UBS AG – HSI R Bull CBBC Sep 2017 Q	200,000,000	2016/10/03	2017/09/28	50.00
60910	UBS AG – HSI R Bull CBBC Oct 2017 P	250,000,000	2016/10/03	2017/10/30	62.50
60925	UBS AG – HSI R Bear CBBC Jan 2017 L	250,000,000	2016/10/03	2017/01/26	62.50
60926	UBS AG – HSI R Bear CBBC Feb 2017 J	200,000,000	2016/10/03	2017/02/27	50.00
60923	UBS AG – HSI R Bear CBBC Feb 2017 R	200,000,000	2016/10/03	2017/02/27	50.00
60928	UBS AG – HSI R Bear CBBC Mar 2017 K	300,000,000	2016/10/03	2017/03/30	75.00
60990	BNP Paribas Arbit Issu B.V. – HSI R Bull CBBC Nov 2017 Q	250,000,000	2016/10/04	2017/11/29	62.50
60988	BNP Paribas Arbit Issu B.V. – HSI R Bull CBBC Dec 2017 O	250,000,000	2016/10/04	2017/12/28	62.50
60999	Credit Suisse AG – HSI R Bull CBBC Sep 2017 A	200,000,000	2016/10/04	2017/09/28	50.00
61002	Credit Suisse AG – HSI R Bull CBBC Oct 2017 H	200,000,000	2016/10/04	2017/10/30	50.00
60994	Credit Suisse AG – HSI R Bear CBBC Feb 2017 V	200,000,000	2016/10/04	2017/02/27	50.00
60991	Credit Suisse AG – HSI R Bear CBBC Mar 2017 P	200,000,000	2016/10/04	2017/03/30	50.00
60998	Credit Suisse AG – HSI R Bear CBBC Apr 2017 F	200,000,000	2016/10/04	2017/04/27	50.00
61026	Goldman Sachs SP (Asia) – HSI R Bull CBBC Dec 2017 X	200,000,000	2016/10/04	2017/12/28	50.00
61028	Goldman Sachs SP (Asia) – HSI R Bear CBBC Feb 2017 Z	200,000,000	2016/10/04	2017/02/27	50.00
60968	HK Bank – HSCEI R Bear CBBC Apr 2017 D	50,000,000	2016/10/04	2017/04/27	12.50



# MAIN BOARD CALLABLE BULL/BEAR CONTRACTS

Code	Callable Bull/Bear Contracts	No. of issue (units)	Listing date	Expiry	Amount raised (HK\$ mil.)
60974	HK Bank – HSI R Bull CBBC Sep 2017 F	150,000,000	2016/10/04	2017/09/28	37.50
61025	J P Morgan SP BV – HSI R Bull CBBC Oct 2017 L	200,000,000	2016/10/04	2017/10/30	50.00
61018	J P Morgan SP BV – HSI R Bear CBBC Jan 2017 H	250,000,000	2016/10/04	2017/01/26	62.50
61022	J P Morgan SP BV – HSI R Bear CBBC Jan 2017 U	250,000,000	2016/10/04	2017/01/26	62.50
61024	J P Morgan SP BV – HSI R Bear CBBC Feb 2017 O	250,000,000	2016/10/04	2017/02/27	62.50
61019	J P Morgan SP BV – Tencent R Bull CBBC Dec 2017 B	40,000,000	2016/10/04	2017/12/15	10.00
61020	J P Morgan SP BV – Tencent R Bear CBBC Nov 2017 C	40,000,000	2016/10/04	2017/11/17	10.80
61016	SG Issuer – HSI R Bull CBBC Mar 2018 F	200,000,000	2016/10/04	2018/03/28	50.00
61017	SG Issuer – HSI R Bear CBBC Feb 2017 Y	200,000,000	2016/10/04	2017/02/27	50.00
61015	UBS AG – HSI R Bull CBBC Sep 2017 Y	250,000,000	2016/10/04	2017/09/28	62.50
61013	UBS AG – HSI R Bull CBBC Nov 2017 Q	250,000,000	2016/10/04	2017/11/29	62.50
61008	UBS AG – HSI R Bear CBBC Jan 2017 M	250,000,000	2016/10/04	2017/01/26	62.50
61009	UBS AG – HSI R Bear CBBC Jan 2017 V	250,000,000	2016/10/04	2017/01/26	62.50
61004	UBS AG – HSI R Bear CBBC Jan 2017 Y	250,000,000	2016/10/04	2017/01/26	62.50
61007	UBS AG – HSI R Bear CBBC Feb 2017 A	200,000,000	2016/10/04	2017/02/27	50.00
61006	UBS AG – HSI R Bear CBBC Feb 2017 W	200,000,000	2016/10/04	2017/02/27	50.00
61060	BNP Paribas Arbit Issu B.V. – HSI R Bull CBBC Dec 2017 P	250,000,000	2016/10/05	2017/12/28	62.50
61045	Credit Suisse AG – HSI R Bull CBBC Sep 2017 D	200,000,000	2016/10/05	2017/09/28	50.00
61044	Credit Suisse AG – HSI R Bull CBBC Dec 2017 O	200,000,000	2016/10/05	2017/12/28	50.00
61046	Credit Suisse AG – HSI R Bear CBBC Jan 2017 B	200,000,000	2016/10/05	2017/01/26	50.00
61031	Goldman Sachs SP (Asia) – HSI R Bull CBBC Dec 2017 Y	200,000,000	2016/10/05	2017/12/28	50.00
61071	Goldman Sachs SP (Asia) – HSI R Bull CBBC Dec 2017 Z	200,000,000	2016/10/05	2017/12/28	50.00
61042	Goldman Sachs SP (Asia) – HSI R Bear CBBC Feb 2017 C	200,000,000	2016/10/05	2017/02/27	50.00
61043	Goldman Sachs SP (Asia) – HSI R Bear CBBC Feb 2017 F	200,000,000	2016/10/05	2017/02/27	50.00
61032	HK Bank – HSCEI R Bear CBBC May 2017 E	50,000,000	2016/10/05	2017/05/29	12.50
61038	HK Bank – HSI R Bear CBBC Apr 2017 K	150,000,000	2016/10/05	2017/04/27	37.50
61036	HK Bank – Sands China R Bear CBBC May 2017 A	40,000,000	2016/10/05	2017/05/15	10.00
61070	J P Morgan SP BV – China Life R Bull CBBC Feb 2018 A	100,000,000	2016/10/05	2018/02/15	25.00
61061	J P Morgan SP BV – HSI R Bull CBBC Oct 2017 M	250,000,000	2016/10/05	2017/10/30	62.50
61064	J P Morgan SP BV – HSI R Bear CBBC Jan 2017 V	200,000,000	2016/10/05	2017/01/26	50.00
61066	J P Morgan SP BV – HSI R Bear CBBC Jan 2017 Z	200,000,000	2016/10/05	2017/01/26	50.00
61041	Macquarie Bank Ltd. – HSI R Bear CBBC May 2017 A	40,000,000	2016/10/05	2017/05/29	10.00
61072	SG Issuer – HSI R Bull CBBC Mar 2018 R	200,000,000	2016/10/05	2018/03/28	50.00
61073	SG Issuer – HSI R Bull CBBC Mar 2018 T	200,000,000	2016/10/05	2018/03/28	50.00
61074	SG Issuer – HSI R Bear CBBC Feb 2017 E	200,000,000	2016/10/05	2017/02/27	50.00
61049	UBS AG – HSI R Bull CBBC Nov 2017 R	200,000,000	2016/10/05	2017/11/29	50.00
61048	UBS AG – HSI R Bull CBBC Dec 2017 X	300,000,000	2016/10/05	2017/12/28	75.00
61056	UBS AG – HSI R Bear CBBC Jan 2017 E	250,000,000	2016/10/05	2017/01/26	62.50
61059	UBS AG – HSI R Bear CBBC Feb 2017 K	250,000,000	2016/10/05	2017/02/27	62.50
61054	UBS AG – HSI R Bear CBBC Mar 2017 L	300,000,000	2016/10/05	2017/03/30	75.00
61077	BNP Paribas Arbit Issu B.V. – HSI R Bull CBBC Nov 2017 R	250,000,000	2016/10/06	2017/11/29	62.50
61076	BNP Paribas Arbit Issu B.V. – HSI R Bear CBBC Feb 2017 W	250,000,000	2016/10/06	2017/02/27	62.50
61075	BNP Paribas Arbit Issu B.V. – HSI R Bear CBBC Mar 2017 K	250,000,000	2016/10/06	2017/03/30	62.50
61080	Credit Suisse AG – HSI R Bull CBBC Oct 2017 I	200,000,000	2016/10/06	2017/10/30	50.00
61078	Credit Suisse AG – HSI R Bear CBBC Mar 2017 Q	200,000,000	2016/10/06	2017/03/30	50.00

# MAIN BOARD CALLABLE BULL/BEAR CONTRACTS

Code	Callable Bull/Bear Contracts	No. of issue (units)	Listing date	Expiry	Amount raised (HK\$ mil.)
61093	Goldman Sachs SP (Asia) – HSI R Bull CBBC Oct 2017 I	200,000,000	2016/10/06	2017/10/30	50.00
61095	Goldman Sachs SP (Asia) – HSI R Bear CBBC Mar 2017 T	200,000,000	2016/10/06	2017/03/30	50.00
61089	J P Morgan SP BV – HSI R Bull CBBC Oct 2017 J	200,000,000	2016/10/06	2017/10/30	50.00
61092	J P Morgan SP BV – HSI R Bull CBBC Oct 2017 O	200,000,000	2016/10/06	2017/10/30	50.00
61087	J P Morgan SP BV – HSI R Bear CBBC Jan 2017 E	200,000,000	2016/10/06	2017/01/26	50.00
61096	SG Issuer – HSI R Bull CBBC Jan 2018 T	200,000,000	2016/10/06	2018/01/30	50.00
61097	SG Issuer – HSI R Bull CBBC Mar 2018 U	200,000,000	2016/10/06	2018/03/28	50.00
61098	SG Issuer – HSI R Bear CBBC Jan 2017 M	200,000,000	2016/10/06	2017/01/26	50.00
61084	UBS AG – HSI R Bull CBBC Nov 2017 B	250,000,000	2016/10/06	2017/11/29	62.50
61083	UBS AG – HSI R Bear CBBC Jan 2017 N	250,000,000	2016/10/06	2017/01/26	62.50
61125	BNP Paribas Arbit Issu B.V. – HSI R Bear CBBC Feb 2017 L	250,000,000	2016/10/07	2017/02/27	62.50
61124	BNP Paribas Arbit Issu B.V. – HSI R Bear CBBC Mar 2017 X	250,000,000	2016/10/07	2017/03/30	62.50
61119	Credit Suisse AG – HSI R Bull CBBC Sep 2017 E	200,000,000	2016/10/07	2017/09/28	50.00
61115	Credit Suisse AG – HSI R Bull CBBC Oct 2017 J	200,000,000	2016/10/07	2017/10/30	50.00
61116	Credit Suisse AG – HSI R Bull CBBC Dec 2017 Q	200,000,000	2016/10/07	2017/12/28	50.00
61120	Credit Suisse AG – HSI R Bear CBBC Jan 2017 C	200,000,000	2016/10/07	2017/01/26	50.00
61122	Credit Suisse AG – HSI R Bear CBBC Feb 2017 W	200,000,000	2016/10/07	2017/02/27	50.00
61118	Credit Suisse AG – Tencent R Bull CBBC Sep 2017 C	50,000,000	2016/10/07	2017/09/15	12.50
61099	Goldman Sachs SP (Asia) – HSI R Bull CBBC Jan 2018 G	200,000,000	2016/10/07	2018/01/30	50.00
61135	Goldman Sachs SP (Asia) – HSI R Bear CBBC Mar 2017 U	200,000,000	2016/10/07	2017/03/30	50.00
61136	Goldman Sachs SP (Asia) – HSI R Bear CBBC Mar 2017 V	200,000,000	2016/10/07	2017/03/30	50.00
61103	HK Bank – CKH R Bull CBBC Oct 2017 B	40,000,000	2016/10/07	2017/10/30	10.00
61106	HK Bank – CKH R Bull CBBC Nov 2017 A	40,000,000	2016/10/07	2017/11/30	10.00
61104	HK Bank – CNOOC R Bull CBBC Oct 2017 B	50,000,000	2016/10/07	2017/10/16	12.50
61105	HK Bank – Sinopec Corp R Bull CBBC Oct 2017 A	50,000,000	2016/10/07	2017/10/30	12.50
61108	HK Bank – Sands China R Bull CBBC Jul 2017 E	40,000,000	2016/10/07	2017/07/31	10.00
61138	J P Morgan SP BV – HSI R Bull CBBC Oct 2017 G	200,000,000	2016/10/07	2017/10/30	50.00
61140	J P Morgan SP BV – HSI R Bull CBBC Jan 2018 X	200,000,000	2016/10/07	2018/01/30	50.00
61141	J P Morgan SP BV – HSI R Bull CBBC Jan 2018 Y	200,000,000	2016/10/07	2018/01/30	50.00
61144	J P Morgan SP BV – HSI R Bear CBBC Jan 2017 I	200,000,000	2016/10/07	2017/01/26	50.00
61146	J P Morgan SP BV – HSI R Bear CBBC Jan 2017 L	200,000,000	2016/10/07	2017/01/26	50.00
61147	J P Morgan SP BV – HSI R Bear CBBC Feb 2017 P	200,000,000	2016/10/07	2017/02/27	50.00
61109	SG Issuer – CNOOC R Bear CBBC Apr 2017 A	40,000,000	2016/10/07	2017/04/27	10.00
61110	SG Issuer – CNOOC R Bear CBBC Apr 2017 B	40,000,000	2016/10/07	2017/04/27	10.00
61127	SG Issuer – HSI R Bull CBBC Mar 2018 V	200,000,000	2016/10/07	2018/03/28	50.00
61129	SG Issuer – HSI R Bear CBBC Jan 2017 Z	200,000,000	2016/10/07	2017/01/26	50.00
61130	SG Issuer – HSI R Bear CBBC Mar 2017 B	200,000,000	2016/10/07	2017/03/30	50.00
61132	SG Issuer – HSI R Bear CBBC Mar 2017 C	200,000,000	2016/10/07	2017/03/30	50.00
61134	SG Issuer – HSI R Bear CBBC Mar 2017 D	200,000,000	2016/10/07	2017/03/30	50.00
61111	SG Issuer – Ping An R Bear CBBC Jul 2017 B	100,000,000	2016/10/07	2017/07/28	25.00
61113	SG Issuer – Tencent R Bull CBBC Nov 2017 D	100,000,000	2016/10/07	2017/11/29	32.00
61153	UBS AG – HSCEI R Bull CBBC Oct 2017 C	100,000,000	2016/10/07	2017/10/30	25.00
61156	UBS AG – HSI R Bull CBBC Aug 2017 U	250,000,000	2016/10/07	2017/08/30	62.50
61159	UBS AG – HSI R Bull CBBC Aug 2017 V	250,000,000	2016/10/07	2017/08/30	62.50
61158	UBS AG – HSI R Bull CBBC Sep 2017 G	250,000,000	2016/10/07	2017/09/28	62.50

# MAIN BOARD CALLABLE BULL/BEAR CONTRACTS

Code	Callable Bull/Bear Contracts	No. of issue (units)	Listing date	Expiry	Amount raised (HK\$ mil.)
61155	UBS AG – HSI R Bull CBBC Sep 2017 O	250,000,000	2016/10/07	2017/09/28	62.50
61150	UBS AG – HSI R Bull CBBC Nov 2017 K	200,000,000	2016/10/07	2017/11/29	50.00
61152	UBS AG – HSI R Bull CBBC Nov 2017 P	250,000,000	2016/10/07	2017/11/29	62.50
61149	UBS AG – HSI R Bull CBBC Dec 2017 Y	200,000,000	2016/10/07	2017/12/28	50.00
61161	UBS AG – HSI R Bear CBBC Jan 2017 S	250,000,000	2016/10/07	2017/01/26	62.50
61162	UBS AG – HSI R Bear CBBC Jan 2017 X	250,000,000	2016/10/07	2017/01/26	62.50
61165	BNP Paribas Arbit Issu B.V. – HSI R Bear CBBC Feb 2017 O	200,000,000	2016/10/11	2017/02/27	50.00
61170	BNP Paribas Arbit Issu B.V. – HSI R Bear CBBC Mar 2017 I	200,000,000	2016/10/11	2017/03/30	50.00
61200	Credit Suisse AG – HSI R Bull CBBC Oct 2017 K	200,000,000	2016/10/11	2017/10/30	50.00
61199	Credit Suisse AG – HSI R Bear CBBC Jan 2017 N	200,000,000	2016/10/11	2017/01/26	50.00
61198	Credit Suisse AG – HSI R Bear CBBC Feb 2017 X	200,000,000	2016/10/11	2017/02/27	50.00
61197	Goldman Sachs SP (Asia) – HSI R Bull CBBC Jan 2018 H	200,000,000	2016/10/11	2018/01/30	50.00
61163	Goldman Sachs SP (Asia) – HSI R Bear CBBC Feb 2017 G	200,000,000	2016/10/11	2017/02/27	50.00
61164	Goldman Sachs SP (Asia) – HSI R Bear CBBC Mar 2017 W	200,000,000	2016/10/11	2017/03/30	50.00
61179	HK Bank – HSI R Bull CBBC Jul 2017 L	150,000,000	2016/10/11	2017/07/28	37.50
61173	HK Bank – HSI R Bull CBBC Aug 2017 K	150,000,000	2016/10/11	2017/08/30	37.50
61194	HK Bank – HSI R Bull CBBC Aug 2017 L	150,000,000	2016/10/11	2017/08/30	37.50
61174	HK Bank – HSI R Bull CBBC Oct 2017 D	200,000,000	2016/10/11	2017/10/30	50.00
61178	HK Bank – HSI R Bear CBBC Sep 2017 C	150,000,000	2016/10/11	2017/09/28	37.50
61192	HK Bank – Ping An R Bull CBBC Oct 2017 B	50,000,000	2016/10/11	2017/10/30	12.50
61189	HK Bank – Ping An R Bull CBBC Nov 2017 A	50,000,000	2016/10/11	2017/11/27	12.50
61183	HK Bank – Ping An R Bull CBBC Dec 2017 A	50,000,000	2016/10/11	2017/12/18	12.50
61193	HK Bank – Ping An R Bear CBBC May 2017 A	40,000,000	2016/10/11	2017/05/31	10.00
61180	HK Bank – Tencent R Bull CBBC Aug 2017 J	50,000,000	2016/10/11	2017/08/28	12.50
61215	J P Morgan SP BV – HSI R Bear CBBC Feb 2017 Q	200,000,000	2016/10/11	2017/02/27	50.00
61216	J P Morgan SP BV – HSI R Bear CBBC Feb 2017 R	200,000,000	2016/10/11	2017/02/27	50.00
61214	SG Issuer – HSI R Bull CBBC Mar 2018 A	200,000,000	2016/10/11	2018/03/28	50.00
61212	SG Issuer – HSI R Bull CBBC Mar 2018 W	200,000,000	2016/10/11	2018/03/28	50.00
61172	SG Issuer – HSI R Bear CBBC Feb 2017 I	200,000,000	2016/10/11	2017/02/27	50.00
61211	UBS AG – HSI R Bull CBBC Oct 2017 W	250,000,000	2016/10/11	2017/10/30	62.50
61201	UBS AG – HSI R Bear CBBC Feb 2017 B	200,000,000	2016/10/11	2017/02/27	50.00
61208	UBS AG – HSI R Bear CBBC Feb 2017 L	200,000,000	2016/10/11	2017/02/27	50.00
61243	Credit Suisse AG – HSI R Bull CBBC Oct 2017 L	200,000,000	2016/10/12	2017/10/30	50.00
61242	Credit Suisse AG – HSI R Bear CBBC Feb 2017 Y	200,000,000	2016/10/12	2017/02/27	50.00
61272	Goldman Sachs SP (Asia) – HSI R Bull CBBC Jan 2018 I	200,000,000	2016/10/12	2018/01/30	50.00
61273	Goldman Sachs SP (Asia) – HSI R Bear CBBC Mar 2017 X	200,000,000	2016/10/12	2017/03/30	50.00
61233	HK Bank – Galaxy Ent R Bull CBBC Nov 2017 C	40,000,000	2016/10/12	2017/11/30	10.00
61232	HK Bank – HKEEX R Bull CBBC Nov 2017 C	50,000,000	2016/10/12	2017/11/27	12.50
61236	HK Bank – HSI R Bear CBBC Sep 2017 D	200,000,000	2016/10/12	2017/09/28	50.00
61237	HK Bank – HSI R Bear CBBC Dec 2017 B	150,000,000	2016/10/12	2017/12/28	45.00
61222	Haitong Int'l Sec – COVS R Bull CBBC Oct 2017 A	40,000,000	2016/10/12	2017/10/31	10.00
61221	Haitong Int'l Sec – CNOOC R Bull CBBC Oct 2017 A	40,000,000	2016/10/12	2017/10/30	10.00
61220	Haitong Int'l Sec – HKEEX R Bull CBBC Sep 2017 B	40,000,000	2016/10/12	2017/09/27	10.00
61219	Haitong Int'l Sec – Tencent R Bull CBBC Sep 2017 B	40,000,000	2016/10/12	2017/09/28	10.00
61218	Haitong Int'l Sec – Tencent R Bull CBBC Oct 2017 A	40,000,000	2016/10/12	2017/10/27	10.00

# MAIN BOARD CALLABLE BULL/BEAR CONTRACTS

Code	Callable Bull/Bear Contracts	No. of issue (units)	Listing date	Expiry	Amount raised (HK\$ mil.)
61266	J P Morgan SP BV – HKE X R Bull CBBC Dec 2017 C	40,000,000	2016/10/12	2017/12/15	10.00
61269	J P Morgan SP BV – HSI R Bull CBBC Dec 2017 O	200,000,000	2016/10/12	2017/12/28	50.00
61274	SG Issuer – HSI R Bull CBBC Mar 2018 Z	200,000,000	2016/10/12	2018/03/28	50.00
61229	SG Issuer – HSI R Bear CBBC Feb 2017 O	200,000,000	2016/10/12	2017/02/27	50.00
61246	UBS AG – HSI R Bull CBBC Oct 2017 P	200,000,000	2016/10/12	2017/10/30	50.00
61263	UBS AG – HSI R Bull CBBC Dec 2017 Z	300,000,000	2016/10/12	2017/12/28	75.00
61261	UBS AG – HSI R Bear CBBC Feb 2017 S	200,000,000	2016/10/12	2017/02/27	50.00
61254	UBS AG – HSI R Bear CBBC Mar 2017 M	300,000,000	2016/10/12	2017/03/30	75.00
61295	BNP Paribas Arbit Issu B.V. – HSI R Bull CBBC Nov 2017 S	250,000,000	2016/10/13	2017/11/29	62.50
61275	BNP Paribas Arbit Issu B.V. – HSI R Bull CBBC Dec 2017 Q	250,000,000	2016/10/13	2017/12/28	62.50
61310	Credit Suisse AG – HSI R Bull CBBC Sep 2017 G	200,000,000	2016/10/13	2017/09/28	50.00
61306	Credit Suisse AG – HSI R Bull CBBC Nov 2017 D	200,000,000	2016/10/13	2017/11/29	50.00
61304	Credit Suisse AG – HSI R Bear CBBC Mar 2017 R	200,000,000	2016/10/13	2017/03/30	50.00
61299	Bank of East Asia – China Life R Bull CBBC Dec 2017 A	40,000,000	2016/10/13	2017/12/07	10.00
61300	Bank of East Asia – Galaxy Ent R Bull CBBC Dec 2017 B	25,000,000	2016/10/13	2017/12/07	10.00
61303	Bank of East Asia – Tencent R Bear CBBC Dec 2017 A	30,000,000	2016/10/13	2017/12/07	10.50
61296	Goldman Sachs SP (Asia) – HSI R Bull CBBC Dec 2017 F	200,000,000	2016/10/13	2017/12/28	50.00
61276	Goldman Sachs SP (Asia) – HSI R Bear CBBC Mar 2017 Y	200,000,000	2016/10/13	2017/03/30	50.00
61311	Goldman Sachs SP (Asia) – HSI R Bear CBBC Mar 2017 Z	200,000,000	2016/10/13	2017/03/30	50.00
61285	HK Bank – AIA R Bull CBBC Nov 2017 A	40,000,000	2016/10/13	2017/11/27	10.00
61282	HK Bank – AIA R Bear CBBC Apr 2017 A	40,000,000	2016/10/13	2017/04/24	10.00
61283	HK Bank – Sinopec Corp R Bear CBBC Aug 2017 A	40,000,000	2016/10/13	2017/08/14	10.00
61284	HK Bank – HS H-SH ETF R Bull CBBC Aug 2017 B	50,000,000	2016/10/13	2017/08/30	12.50
61289	HK Bank – HSCEI R Bull CBBC Oct 2017 B	60,000,000	2016/10/13	2017/10/30	15.00
61288	HK Bank – HSI R Bull CBBC Aug 2017 M	150,000,000	2016/10/13	2017/08/30	37.50
61316	J P Morgan SP BV – HSI R Bull CBBC Feb 2018 J	200,000,000	2016/10/13	2018/02/27	50.00
61312	J P Morgan SP BV – HSI R Bear CBBC Jan 2017 M	200,000,000	2016/10/13	2017/01/26	50.00
61293	Macquarie Bank Ltd. – HSI R Bull CBBC Sep 2017 A	80,000,000	2016/10/13	2017/09/28	20.00
61290	Macquarie Bank Ltd. – HSI R Bear CBBC Sep 2017 A	80,000,000	2016/10/13	2017/09/28	20.00
61322	SG Issuer – HSI R Bull CBBC Mar 2018 M	200,000,000	2016/10/13	2018/03/28	50.00
61328	SG Issuer – HSI R Bull CBBC Mar 2018 S	200,000,000	2016/10/13	2018/03/28	50.00
61331	SG Issuer – HSI R Bear CBBC Jan 2017 X	200,000,000	2016/10/13	2017/01/26	50.00
61278	SG Issuer – HSI R Bear CBBC Feb 2017 Y	200,000,000	2016/10/13	2017/02/27	50.00
61321	UBS AG – HSI R Bull CBBC Sep 2017 K	250,000,000	2016/10/13	2017/09/28	62.50
61320	UBS AG – HSI R Bull CBBC Sep 2017 R	250,000,000	2016/10/13	2017/09/28	62.50
61317	UBS AG – HSI R Bear CBBC Mar 2017 N	300,000,000	2016/10/13	2017/03/30	75.00
61376	BNP Paribas Arbit Issu B.V. – HSI R Bull CBBC Nov 2017 T	250,000,000	2016/10/14	2017/11/29	62.50
61375	BNP Paribas Arbit Issu B.V. – HSI R Bull CBBC Dec 2017 R	250,000,000	2016/10/14	2017/12/28	62.50
61377	BNP Paribas Arbit Issu B.V. – HSI R Bear CBBC Feb 2017 E	250,000,000	2016/10/14	2017/02/27	62.50
61334	BNP Paribas Arbit Issu B.V. – HSI R Bear CBBC Feb 2017 S	250,000,000	2016/10/14	2017/02/27	62.50
61335	BNP Paribas Arbit Issu B.V. – HSI R Bear CBBC Mar 2017 Y	250,000,000	2016/10/14	2017/03/30	62.50
61385	Credit Suisse AG – HSI R Bull CBBC Oct 2017 M	200,000,000	2016/10/14	2017/10/30	50.00
61383	Credit Suisse AG – HSI R Bull CBBC Dec 2017 R	200,000,000	2016/10/14	2017/12/28	50.00
61381	Credit Suisse AG – HSI R Bear CBBC Feb 2017 Z	200,000,000	2016/10/14	2017/02/27	50.00
61382	Credit Suisse AG – HSI R Bear CBBC Mar 2017 S	200,000,000	2016/10/14	2017/03/30	50.00

# MAIN BOARD CALLABLE BULL/BEAR CONTRACTS

Code	Callable Bull/Bear Contracts	No. of issue (units)	Listing date	Expiry	Amount raised (HK\$ mil.)
61394	Goldman Sachs SP (Asia) – HSI R Bull CBBC Jan 2018 J	200,000,000	2016/10/14	2018/01/30	50.00
61395	Goldman Sachs SP (Asia) – HSI R Bull CBBC Jan 2018 K	200,000,000	2016/10/14	2018/01/30	50.00
61388	Goldman Sachs SP (Asia) – HSI R Bear CBBC Feb 2017 Q	200,000,000	2016/10/14	2017/02/27	50.00
61333	Goldman Sachs SP (Asia) – HSI R Bear CBBC Mar 2017 A	200,000,000	2016/10/14	2017/03/30	50.00
61365	HK Bank – CNOOC R Bull CBBC Oct 2017 C	50,000,000	2016/10/14	2017/10/23	12.50
61366	HK Bank – HKEX R Bear CBBC Jul 2017 C	40,000,000	2016/10/14	2017/07/31	10.00
61364	HK Bank – Power Assets R Bull CBBC Sep 2017 A	40,000,000	2016/10/14	2017/09/29	10.00
61416	J P Morgan SP BV – BOCL R Bull CBBC Sep 2017 A	100,000,000	2016/10/14	2017/09/15	25.00
61414	J P Morgan SP BV – CC Bank R Bull CBBC Sep 2017 A	100,000,000	2016/10/14	2017/09/15	25.00
61420	J P Morgan SP BV – Galaxy Ent R Bull CBBC Dec 2017 B	100,000,000	2016/10/14	2017/12/15	25.00
61428	J P Morgan SP BV – HSI R Bull CBBC Oct 2017 E	200,000,000	2016/10/14	2017/10/30	50.00
61430	J P Morgan SP BV – HSI R Bull CBBC Jan 2018 Z	200,000,000	2016/10/14	2018/01/30	50.00
61412	J P Morgan SP BV – HSI R Bear CBBC Jan 2017 N	200,000,000	2016/10/14	2017/01/26	50.00
61397	J P Morgan SP BV – HSI R Bear CBBC Jan 2017 O	200,000,000	2016/10/14	2017/01/26	50.00
61402	J P Morgan SP BV – HSI R Bear CBBC Jan 2017 Q	200,000,000	2016/10/14	2017/01/26	50.00
61399	J P Morgan SP BV – HSI R Bear CBBC Apr 2017 D	200,000,000	2016/10/14	2017/04/27	50.00
61401	J P Morgan SP BV – HSI R Bear CBBC Apr 2017 E	200,000,000	2016/10/14	2017/04/27	50.00
61410	J P Morgan SP BV – HSI R Bear CBBC Apr 2017 F	200,000,000	2016/10/14	2017/04/27	50.00
61419	J P Morgan SP BV – Sands China R Bull CBBC Dec 2017 A	100,000,000	2016/10/14	2017/12/15	25.00
61378	Macquarie Bank Ltd. – HSI R Bear CBBC Oct 2017 A	80,000,000	2016/10/14	2017/10/30	20.00
61339	SG Issuer – COVS R Bull CBBC Aug 2017 A	40,000,000	2016/10/14	2017/08/30	10.00
61337	SG Issuer – COVS R Bull CBBC Oct 2017 A	40,000,000	2016/10/14	2017/10/30	17.20
61342	SG Issuer – CUni R Bull CBBC Apr 2018 A	40,000,000	2016/10/14	2018/04/27	10.00
61341	SG Issuer – CUni R Bull CBBC Jun 2018 A	40,000,000	2016/10/14	2018/06/28	10.00
61340	SG Issuer – CUni R Bull CBBC Aug 2018 A	40,000,000	2016/10/14	2018/08/30	10.00
61343	SG Issuer – CNOOC R Bull CBBC May 2017 A	40,000,000	2016/10/14	2017/05/29	10.00
61346	SG Issuer – CNOOC R Bear CBBC Jun 2017 A	40,000,000	2016/10/14	2017/06/29	10.00
61361	SG Issuer – CP&CC R Bull CBBC Oct 2017 B	40,000,000	2016/10/14	2017/10/30	10.00
61350	SG Issuer – Galaxy R Bull CBBC Jun 2017 C	40,000,000	2016/10/14	2017/06/29	10.00
61349	SG Issuer – Galaxy R Bull CBBC Aug 2017 C	40,000,000	2016/10/14	2017/08/30	14.00
61351	SG Issuer – Galaxy R Bear CBBC Nov 2017 A	100,000,000	2016/10/14	2017/11/29	25.00
61352	SG Issuer – HSBC R Bull CBBC Nov 2018 D	100,000,000	2016/10/14	2018/11/29	25.00
61421	SG Issuer – HSI R Bull CBBC Mar 2018 X	200,000,000	2016/10/14	2018/03/28	50.00
61426	SG Issuer – HSI R Bull CBBC Mar 2018 Y	200,000,000	2016/10/14	2018/03/28	50.00
61355	SG Issuer – Lenovo R Bull CBBC Jun 2017 A	40,000,000	2016/10/14	2017/06/29	10.00
61353	SG Issuer – Lenovo R Bull CBBC Dec 2017 C	40,000,000	2016/10/14	2017/12/28	10.00
61356	SG Issuer – PetroChina R Bull CBBC Oct 2017 B	40,000,000	2016/10/14	2017/10/30	10.00
61360	SG Issuer – Sands R Bull CBBC Jul 2017 C	40,000,000	2016/10/14	2017/07/28	10.00
61358	SG Issuer – Sands R Bull CBBC Oct 2017 A	40,000,000	2016/10/14	2017/10/30	15.60
61386	UBS AG – HSI R Bull CBBC Dec 2017 E	250,000,000	2016/10/14	2017/12/28	62.50
61380	UBS AG – HSI R Bear CBBC Jan 2017 Z	200,000,000	2016/10/14	2017/01/26	50.00
61379	UBS AG – HSI R Bear CBBC Feb 2017 M	250,000,000	2016/10/14	2017/02/27	62.50
61463	Credit Suisse AG – HSI R Bull CBBC Oct 2017 N	200,000,000	2016/10/17	2017/10/30	50.00
61466	Credit Suisse AG – HSI R Bear CBBC Feb 2017 A	200,000,000	2016/10/17	2017/02/27	50.00
61464	Credit Suisse AG – HSI R Bear CBBC Mar 2017 T	200,000,000	2016/10/17	2017/03/30	50.00

# MAIN BOARD CALLABLE BULL/BEAR CONTRACTS

Code	Callable Bull/Bear Contracts	No. of issue (units)	Listing date	Expiry	Amount raised (HK\$ mil.)
61462	Bank of East Asia – PetCh R Bull CBBC Dec 2017 B	40,000,000	2016/10/17	2017/12/07	10.00
61461	Bank of East Asia – Ping An R Bull CBBC Dec 2017 C	16,000,000	2016/10/17	2017/12/07	10.40
61485	Goldman Sachs SP (Asia) – HSI R Bull CBBC Jan 2018 L	200,000,000	2016/10/17	2018/01/30	50.00
61487	Goldman Sachs SP (Asia) – HSI R Bear CBBC Mar 2017 B	200,000,000	2016/10/17	2017/03/30	50.00
61457	HK Bank – China Life R Bull CBBC Aug 2017 B	50,000,000	2016/10/17	2017/08/31	15.00
61459	HK Bank – China Life R Bear CBBC Apr 2017 A	40,000,000	2016/10/17	2017/04/28	10.00
61460	HK Bank – China Life R Bear CBBC Oct 2017 A	40,000,000	2016/10/17	2017/10/31	20.00
61455	HK Bank – Sinopec Corp R Bull CBBC Oct 2017 B	50,000,000	2016/10/17	2017/10/16	12.50
61456	HK Bank – Galaxy Ent R Bull CBBC Oct 2017 A	40,000,000	2016/10/17	2017/10/31	10.00
61475	J P Morgan SP BV – COVS R Bull CBBC Nov 2017 A	100,000,000	2016/10/17	2017/11/17	25.00
61477	J P Morgan SP BV – China Life R Bull CBBC Dec 2017 B	100,000,000	2016/10/17	2017/12/15	25.00
61476	J P Morgan SP BV – HKEX R Bull CBBC Nov 2017 G	40,000,000	2016/10/17	2017/11/17	10.00
61473	J P Morgan SP BV – HSI R Bull CBBC Oct 2017 R	200,000,000	2016/10/17	2017/10/30	50.00
61482	J P Morgan SP BV – HSI R Bull CBBC Oct 2017 S	200,000,000	2016/10/17	2017/10/30	50.00
61483	J P Morgan SP BV – HSI R Bear CBBC Jan 2017 H	200,000,000	2016/10/17	2017/01/26	50.00
61431	SG Issuer – AIA R Bear CBBC Jul 2017 A	100,000,000	2016/10/17	2017/07/28	25.00
61436	SG Issuer – BOCLR R Bear CBBC May 2017 A	40,000,000	2016/10/17	2017/05/29	10.00
61454	SG Issuer – CP&CC R Bear CBBC May 2017 A	40,000,000	2016/10/17	2017/05/29	10.00
61488	SG Issuer – HSI R Bull CBBC Mar 2018 T	200,000,000	2016/10/17	2018/03/28	50.00
61489	SG Issuer – HSI R Bear CBBC Feb 2017 E	200,000,000	2016/10/17	2017/02/27	50.00
61440	SG Issuer – ICBC R Bear CBBC Jun 2017 A	40,000,000	2016/10/17	2017/06/29	10.00
61450	SG Issuer – PetroChina R Bear CBBC May 2017 A	40,000,000	2016/10/17	2017/05/29	10.00
61452	SG Issuer – PetroChina R Bear CBBC Aug 2017 A	40,000,000	2016/10/17	2017/08/30	10.00
61467	UBS AG – HSI R Bull CBBC Nov 2017 O	200,000,000	2016/10/17	2017/11/29	50.00
61468	UBS AG – HSI R Bear CBBC Jan 2017 O	250,000,000	2016/10/17	2017/01/26	62.50
61472	UBS AG – HSI R Bear CBBC Feb 2017 C	250,000,000	2016/10/17	2017/02/27	62.50
61506	BNP Paribas Arbit Issu B.V. – HSI R Bull CBBC Nov 2017 U	250,000,000	2016/10/18	2017/11/29	62.50
61509	BNP Paribas Arbit Issu B.V. – HSI R Bear CBBC Feb 2017 J	250,000,000	2016/10/18	2017/02/27	62.50
61511	BNP Paribas Arbit Issu B.V. – HSI R Bear CBBC Mar 2017 F	250,000,000	2016/10/18	2017/03/30	62.50
61513	Credit Suisse AG – HSI R Bull CBBC Sep 2017 H	200,000,000	2016/10/18	2017/09/28	50.00
61514	Credit Suisse AG – HSI R Bull CBBC Oct 2017 V	200,000,000	2016/10/18	2017/10/30	50.00
61515	Credit Suisse AG – HSI R Bull CBBC Dec 2017 U	200,000,000	2016/10/18	2017/12/28	50.00
61517	Credit Suisse AG – HSI R Bear CBBC Feb 2017 G	200,000,000	2016/10/18	2017/02/27	50.00
61518	Credit Suisse AG – HSI R Bear CBBC Feb 2017 M	200,000,000	2016/10/18	2017/02/27	50.00
61516	Credit Suisse AG – HSI R Bear CBBC Mar 2017 U	200,000,000	2016/10/18	2017/03/30	50.00
61497	Goldman Sachs SP (Asia) – HSI R Bull CBBC Jan 2018 M	200,000,000	2016/10/18	2018/01/30	50.00
61546	Goldman Sachs SP (Asia) – HSI R Bear CBBC Feb 2017 H	200,000,000	2016/10/18	2017/02/27	50.00
61545	Goldman Sachs SP (Asia) – HSI R Bear CBBC Feb 2017 R	200,000,000	2016/10/18	2017/02/27	50.00
61490	HK Bank – HSI R Bear CBBC Apr 2017 L	150,000,000	2016/10/18	2017/04/27	37.50
61491	HK Bank – HSI R Bear CBBC Apr 2017 M	150,000,000	2016/10/18	2017/04/27	37.50
61492	HK Bank – PetCh R Bull CBBC Oct 2017 A	50,000,000	2016/10/18	2017/10/16	12.50
61493	HK Bank – PetCh R Bear CBBC Dec 2017 A	40,000,000	2016/10/18	2017/12/22	10.00
61494	HK Bank – SHK Ppt R Bull CBBC Dec 2017 A	40,000,000	2016/10/18	2017/12/21	10.00
61496	HK Bank – SHK Ppt R Bull CBBC Jan 2018 A	40,000,000	2016/10/18	2018/01/18	10.00
61495	HK Bank – SHK Ppt R Bear CBBC Sep 2017 A	40,000,000	2016/10/18	2017/09/29	10.00

# MAIN BOARD CALLABLE BULL/BEAR CONTRACTS

Code	Callable Bull/Bear Contracts	No. of issue (units)	Listing date	Expiry	Amount raised (HK\$ mil.)
61563	J P Morgan SP BV – CKH R Bull CBBC Oct 2017 B	40,000,000	2016/10/18	2017/10/20	10.00
61557	J P Morgan SP BV – HSI R Bull CBBC Oct 2017 T	200,000,000	2016/10/18	2017/10/30	50.00
61558	J P Morgan SP BV – HSI R Bull CBBC Feb 2018 K	200,000,000	2016/10/18	2018/02/27	50.00
61559	J P Morgan SP BV – HSI R Bear CBBC Jan 2017 A	200,000,000	2016/10/18	2017/01/26	50.00
61562	J P Morgan SP BV – HSI R Bear CBBC Feb 2017 S	200,000,000	2016/10/18	2017/02/27	50.00
61532	Macquarie Bank Ltd. – HSI R Bull CBBC Oct 2017 A	80,000,000	2016/10/18	2017/10/30	20.00
61534	Macquarie Bank Ltd. – HSI R Bear CBBC Nov 2017 A	80,000,000	2016/10/18	2017/11/29	20.00
61547	SG Issuer – HSI R Bull CBBC Mar 2018 A	200,000,000	2016/10/18	2018/03/28	50.00
61549	SG Issuer – HSI R Bull CBBC Mar 2018 F	200,000,000	2016/10/18	2018/03/28	50.00
61550	SG Issuer – HSI R Bear CBBC Feb 2017 F	200,000,000	2016/10/18	2017/02/27	50.00
61554	SG Issuer – HSI R Bear CBBC Feb 2017 I	200,000,000	2016/10/18	2017/02/27	50.00
61553	SG Issuer – HSI R Bear CBBC Feb 2017 J	200,000,000	2016/10/18	2017/02/27	50.00
61555	SG Issuer – HSI R Bear CBBC Feb 2017 P	200,000,000	2016/10/18	2017/02/27	50.00
61538	UBS AG – HSI R Bull CBBC Nov 2017 B	250,000,000	2016/10/18	2017/11/29	62.50
61536	UBS AG – HSI R Bull CBBC Nov 2017 V	250,000,000	2016/10/18	2017/11/29	62.50
61535	UBS AG – HSI R Bull CBBC Jan 2018 B	250,000,000	2016/10/18	2018/01/30	62.50
61543	UBS AG – HSI R Bear CBBC Jan 2017 R	250,000,000	2016/10/18	2017/01/26	62.50
61540	UBS AG – HSI R Bear CBBC Feb 2017 O	250,000,000	2016/10/18	2017/02/27	62.50
61542	UBS AG – HSI R Bear CBBC Mar 2017 O	300,000,000	2016/10/18	2017/03/30	75.00
61567	BNP Paribas Arbit Issu B.V. – HSI R Bull CBBC Nov 2017 V	250,000,000	2016/10/19	2017/11/29	62.50
61564	BNP Paribas Arbit Issu B.V. – HSI R Bull CBBC Dec 2017 S	250,000,000	2016/10/19	2017/12/28	62.50
61574	BNP Paribas Arbit Issu B.V. – HSI R Bear CBBC Feb 2017 T	250,000,000	2016/10/19	2017/02/27	62.50
61573	BNP Paribas Arbit Issu B.V. – HSI R Bear CBBC Mar 2017 T	250,000,000	2016/10/19	2017/03/30	62.50
61575	BNP Paribas Arbit Issu B.V. – HSI R Bear CBBC Mar 2017 Z	250,000,000	2016/10/19	2017/03/30	62.50
61597	Credit Suisse AG – HSI R Bull CBBC Oct 2017 E	200,000,000	2016/10/19	2017/10/30	50.00
61600	Credit Suisse AG – HSI R Bull CBBC Dec 2017 V	200,000,000	2016/10/19	2017/12/28	50.00
61601	Credit Suisse AG – HSI R Bear CBBC Feb 2017 N	200,000,000	2016/10/19	2017/02/27	50.00
61604	Credit Suisse AG – HSI R Bear CBBC Feb 2017 P	200,000,000	2016/10/19	2017/02/27	50.00
61603	Credit Suisse AG – HSI R Bear CBBC Mar 2017 V	200,000,000	2016/10/19	2017/03/30	50.00
61569	Goldman Sachs SP (Asia) – HSI R Bull CBBC Oct 2017 J	200,000,000	2016/10/19	2017/10/30	50.00
61568	Goldman Sachs SP (Asia) – HSI R Bull CBBC Jan 2018 N	200,000,000	2016/10/19	2018/01/30	50.00
61627	Goldman Sachs SP (Asia) – HSI R Bear CBBC Feb 2017 I	200,000,000	2016/10/19	2017/02/27	50.00
61578	HK Bank – China Mobile R Bear CBBC Apr 2017 C	40,000,000	2016/10/19	2017/04/28	10.00
61580	HK Bank – COVS R Bull CBBC Oct 2017 B	40,000,000	2016/10/19	2017/10/31	12.00
61579	HK Bank – CUni R Bull CBBC Nov 2017 A	40,000,000	2016/10/19	2017/11/30	10.00
61577	HK Bank – Tencent R Bull CBBC Nov 2017 A	50,000,000	2016/10/19	2017/11/27	12.50
61584	HK Bank – Tencent R Bull CBBC Nov 2017 B	50,000,000	2016/10/19	2017/11/13	12.50
61585	J P Morgan SP BV – HSI R Bull CBBC Oct 2017 U	200,000,000	2016/10/19	2017/10/30	50.00
61592	J P Morgan SP BV – HSI R Bull CBBC Oct 2017 V	200,000,000	2016/10/19	2017/10/30	50.00
61594	J P Morgan SP BV – HSI R Bear CBBC Jan 2017 V	200,000,000	2016/10/19	2017/01/26	50.00
61615	J P Morgan SP BV – HSI R Bear CBBC Feb 2017 T	200,000,000	2016/10/19	2017/02/27	50.00
61616	J P Morgan SP BV – HSI R Bear CBBC Feb 2017 U	200,000,000	2016/10/19	2017/02/27	50.00
61606	SG Issuer – HSI R Bull CBBC Mar 2018 R	200,000,000	2016/10/19	2018/03/28	50.00
61607	SG Issuer – HSI R Bull CBBC Mar 2018 U	200,000,000	2016/10/19	2018/03/28	50.00
61609	SG Issuer – HSI R Bear CBBC Jan 2017 M	200,000,000	2016/10/19	2017/01/26	50.00

# MAIN BOARD CALLABLE BULL/BEAR CONTRACTS

Code	Callable Bull/Bear Contracts	No. of issue (units)	Listing date	Expiry	Amount raised (HK\$ mil.)
61611	SG Issuer – HSI R Bear CBBC Jan 2017 Z	200,000,000	2016/10/19	2017/01/26	50.00
61613	SG Issuer – HSI R Bear CBBC Mar 2017 E	200,000,000	2016/10/19	2017/03/30	50.00
61614	SG Issuer – HSI R Bear CBBC Mar 2017 F	200,000,000	2016/10/19	2017/03/30	50.00
61622	UBS AG – HSI R Bull CBBC Sep 2017 N	250,000,000	2016/10/19	2017/09/28	62.50
61621	UBS AG – HSI R Bull CBBC Oct 2017 W	250,000,000	2016/10/19	2017/10/30	62.50
61625	UBS AG – HSI R Bear CBBC Jan 2017 T	250,000,000	2016/10/19	2017/01/26	62.50
61626	UBS AG – HSI R Bear CBBC Jan 2017 W	200,000,000	2016/10/19	2017/01/26	50.00
61630	BNP Paribas Arbit Issu B.V. – HSI R Bull CBBC Nov 2017 W	250,000,000	2016/10/20	2017/11/29	62.50
61631	BNP Paribas Arbit Issu B.V. – HSI R Bull CBBC Dec 2017 T	250,000,000	2016/10/20	2017/12/28	62.50
61664	BNP Paribas Arbit Issu B.V. – HSI R Bear CBBC Feb 2017 U	250,000,000	2016/10/20	2017/02/27	62.50
61662	BNP Paribas Arbit Issu B.V. – HSI R Bear CBBC Mar 2017 C	250,000,000	2016/10/20	2017/03/30	62.50
61658	Credit Suisse AG – HSI R Bull CBBC Sep 2017 I	200,000,000	2016/10/20	2017/09/28	50.00
61660	Credit Suisse AG – HSI R Bull CBBC Oct 2017 B	200,000,000	2016/10/20	2017/10/30	50.00
61661	Credit Suisse AG – HSI R Bull CBBC Dec 2017 W	200,000,000	2016/10/20	2017/12/28	50.00
61666	Credit Suisse AG – HSI R Bear CBBC Feb 2017 Q	200,000,000	2016/10/20	2017/02/27	50.00
61668	Credit Suisse AG – HSI R Bear CBBC Feb 2017 T	200,000,000	2016/10/20	2017/02/27	50.00
61665	Credit Suisse AG – HSI R Bear CBBC Mar 2017 W	200,000,000	2016/10/20	2017/03/30	50.00
61670	Credit Suisse AG – HSI R Bear CBBC Mar 2017 X	200,000,000	2016/10/20	2017/03/30	50.00
61632	Goldman Sachs SP (Asia) – HSI R Bull CBBC Jan 2018 O	200,000,000	2016/10/20	2018/01/30	50.00
61636	Goldman Sachs SP (Asia) – HSI R Bull CBBC Jan 2018 P	200,000,000	2016/10/20	2018/01/30	50.00
61688	Goldman Sachs SP (Asia) – HSI R Bull CBBC Jan 2018 Q	200,000,000	2016/10/20	2018/01/30	50.00
61689	Goldman Sachs SP (Asia) – HSI R Bear CBBC Feb 2017 S	200,000,000	2016/10/20	2017/02/27	50.00
61690	Goldman Sachs SP (Asia) – HSI R Bear CBBC Feb 2017 U	200,000,000	2016/10/20	2017/02/27	50.00
61691	Goldman Sachs SP (Asia) – HSI R Bear CBBC Feb 2017 V	200,000,000	2016/10/20	2017/02/27	50.00
61649	HK Bank – China Mobile R Bull CBBC Nov 2017 A	50,000,000	2016/10/20	2017/11/30	12.50
61656	HK Bank – CLP Holdings R Bull CBBC Dec 2017 A	40,000,000	2016/10/20	2017/12/22	10.00
61646	HK Bank – HSCEI R Bear CBBC Mar 2017 D	50,000,000	2016/10/20	2017/03/30	12.50
61655	HK Bank – HSI R Bear CBBC Mar 2017 Q	150,000,000	2016/10/20	2017/03/30	37.50
61647	HK Bank – HSI R Bear CBBC Apr 2017 N	150,000,000	2016/10/20	2017/04/27	37.50
61650	HK Bank – Tencent R Bear CBBC Apr 2017 H	40,000,000	2016/10/20	2017/04/28	10.00
61695	J P Morgan SP BV – CC Bank R Bear CBBC May 2017 A	100,000,000	2016/10/20	2017/05/19	25.00
61694	J P Morgan SP BV – HKEX R Bear CBBC Apr 2017 C	40,000,000	2016/10/20	2017/04/21	10.00
61698	J P Morgan SP BV – HSBC R Bear CBBC Apr 2017 A	100,000,000	2016/10/20	2017/04/21	25.00
61699	J P Morgan SP BV – HSCEI R Bear CBBC May 2017 A	100,000,000	2016/10/20	2017/05/29	25.00
61637	J P Morgan SP BV – HSI R Bull CBBC Oct 2017 X	200,000,000	2016/10/20	2017/10/30	50.00
61644	J P Morgan SP BV – HSI R Bull CBBC Oct 2017 Y	200,000,000	2016/10/20	2017/10/30	50.00
61706	J P Morgan SP BV – HSI R Bear CBBC Jan 2017 D	200,000,000	2016/10/20	2017/01/26	50.00
61704	J P Morgan SP BV – HSI R Bear CBBC Jan 2017 Z	200,000,000	2016/10/20	2017/01/26	50.00
61701	J P Morgan SP BV – HSI R Bear CBBC Feb 2017 V	200,000,000	2016/10/20	2017/02/27	50.00
61705	J P Morgan SP BV – HSI R Bear CBBC Feb 2017 W	200,000,000	2016/10/20	2017/02/27	50.00
61692	J P Morgan SP BV – Tencent R Bear CBBC Nov 2017 D	40,000,000	2016/10/20	2017/11/17	10.00
61657	Macquarie Bank Ltd. – HSI R Bear CBBC Oct 2017 B	40,000,000	2016/10/20	2017/10/30	10.00
61707	SG Issuer – HSI R Bull CBBC Mar 2018 B	200,000,000	2016/10/20	2018/03/28	50.00
61708	SG Issuer – HSI R Bear CBBC Mar 2017 G	200,000,000	2016/10/20	2017/03/30	50.00
61709	SG Issuer – HSI R Bear CBBC Mar 2017 H	200,000,000	2016/10/20	2017/03/30	50.00



# MAIN BOARD CALLABLE BULL/BEAR CONTRACTS

Code	Callable Bull/Bear Contracts	No. of issue (units)	Listing date	Expiry	Amount raised (HK\$ mil.)
61710	SG Issuer – HSI R Bear CBBC Mar 2017 I	200,000,000	2016/10/20	2017/03/30	50.00
61711	SG Issuer – HSI R Bear CBBC Mar 2017 J	200,000,000	2016/10/20	2017/03/30	50.00
61714	SG Issuer – HSI R Bear CBBC Mar 2017 K	200,000,000	2016/10/20	2017/03/30	50.00
61680	UBS AG – China Mobile R Bull CBBC Oct 2017 A	100,000,000	2016/10/20	2017/10/16	25.00
61683	UBS AG – China Life R Bull CBBC Feb 2018 A	100,000,000	2016/10/20	2018/02/12	25.00
61681	UBS AG – HS H-SH ETF R Bull CBBC Jul 2017 A	100,000,000	2016/10/20	2017/07/17	25.00
61679	UBS AG – HSBC R Bull CBBC Nov 2017 C	100,000,000	2016/10/20	2017/11/27	25.00
61678	UBS AG – HSI R Bull CBBC Sep 2017 A	250,000,000	2016/10/20	2017/09/28	62.50
61673	UBS AG – HSI R Bull CBBC Nov 2017 K	200,000,000	2016/10/20	2017/11/29	50.00
61677	UBS AG – HSI R Bull CBBC Nov 2017 Q	250,000,000	2016/10/20	2017/11/29	62.50
61685	UBS AG – HSI R Bear CBBC Jan 2017 A	200,000,000	2016/10/20	2017/01/26	50.00
61686	UBS AG – HSI R Bear CBBC Jan 2017 B	250,000,000	2016/10/20	2017/01/26	62.50
61687	UBS AG – HSI R Bear CBBC Jan 2017 G	250,000,000	2016/10/20	2017/01/26	62.50
61684	UBS AG – HSI R Bear CBBC Feb 2017 E	250,000,000	2016/10/20	2017/02/27	62.50
61682	UBS AG – Tracker Fund R Bull CBBC Jun 2017 A	50,000,000	2016/10/20	2017/06/19	12.50
61242#	Credit Suisse AG – HSI R Bear CBBC Feb 2017 Y	230,000,000	2016/10/20	2017/02/27	10.35
61738	Credit Suisse AG – HSI R Bull CBBC Nov 2017 C	200,000,000	2016/10/21	2017/11/29	50.00
61739	Credit Suisse AG – HSI R Bull CBBC Nov 2017 D	200,000,000	2016/10/21	2017/11/29	50.00
61726	Credit Suisse AG – HSI R Bear CBBC Feb 2017 U	200,000,000	2016/10/21	2017/02/27	50.00
61740	Credit Suisse AG – HSI R Bear CBBC Mar 2017 B	200,000,000	2016/10/21	2017/03/30	50.00
61727	Credit Suisse AG – HSI R Bear CBBC Mar 2017 Y	200,000,000	2016/10/21	2017/03/30	50.00
61728	Credit Suisse AG – HSI R Bear CBBC Mar 2017 Z	200,000,000	2016/10/21	2017/03/30	50.00
61723	Credit Suisse AG – HSI R Bear CBBC Apr 2017 G	200,000,000	2016/10/21	2017/04/27	50.00
61719	Bank of East Asia – HKEX R Bear CBBC Jun 2017 A	30,000,000	2016/10/21	2017/06/22	10.50
61718	Bank of East Asia – HSBC Holdings R Bear CBBC Apr 2017 A	40,000,000	2016/10/21	2017/04/24	10.00
61715	Bank of East Asia – Tencent R Bear CBBC Apr 2017 E	30,000,000	2016/10/21	2017/04/24	10.50
61775	Goldman Sachs SP (Asia) – HSI R Bear CBBC Mar 2017 H	200,000,000	2016/10/21	2017/03/30	50.00
61772	J P Morgan SP BV – HSI R Bull CBBC Feb 2018 L	200,000,000	2016/10/21	2018/02/27	50.00
61768	J P Morgan SP BV – HSI R Bear CBBC Jan 2017 E	200,000,000	2016/10/21	2017/01/26	50.00
61764	J P Morgan SP BV – HSI R Bear CBBC Feb 2017 X	200,000,000	2016/10/21	2017/02/27	50.00
61771	J P Morgan SP BV – Tencent R Bull CBBC Dec 2017 C	40,000,000	2016/10/21	2017/12/15	10.00
61773	J P Morgan SP BV – Tencent R Bear CBBC Dec 2017 A	40,000,000	2016/10/21	2017/12/15	10.00
61720	Macquarie Bank Ltd. – HSI R Bear CBBC Nov 2017 B	40,000,000	2016/10/21	2017/11/29	10.00
61755	SG Issuer – HSI R Bull CBBC Mar 2018 W	200,000,000	2016/10/21	2018/03/28	50.00
61757	SG Issuer – HSI R Bull CBBC Mar 2018 Z	200,000,000	2016/10/21	2018/03/28	50.00
61763	SG Issuer – HSI R Bear CBBC Mar 2017 L	200,000,000	2016/10/21	2017/03/30	50.00
61747	UBS AG – HSI R Bull CBBC Oct 2017 P	200,000,000	2016/10/21	2017/10/30	50.00
61748	UBS AG – HSI R Bull CBBC Dec 2017 I	250,000,000	2016/10/21	2017/12/28	62.50
61744	UBS AG – HSI R Bear CBBC Jan 2017 E	200,000,000	2016/10/21	2017/01/26	50.00
61741	UBS AG – HSI R Bear CBBC Jan 2017 L	200,000,000	2016/10/21	2017/01/26	50.00
61743	UBS AG – HSI R Bear CBBC Jan 2017 Y	200,000,000	2016/10/21	2017/01/26	50.00
61777	BNP Paribas Arbit Issu B.V. – HSI R Bull CBBC Dec 2017 U	250,000,000	2016/10/24	2017/12/28	62.50
61791	Credit Suisse AG – HSI R Bull CBBC Oct 2017 I	200,000,000	2016/10/24	2017/10/30	50.00
61790	Credit Suisse AG – HSI R Bull CBBC Nov 2017 F	200,000,000	2016/10/24	2017/11/29	50.00
61792	Credit Suisse AG – HSI R Bear CBBC Feb 2017 S	200,000,000	2016/10/24	2017/02/27	50.00

## MAIN BOARD CALLABLE BULL/BEAR CONTRACTS

Code	Callable Bull/Bear Contracts	No. of issue (units)	Listing date	Expiry	Amount raised (HK\$ mil.)
61795	Credit Suisse AG – HSI R Bear CBBC Mar 2017 A	200,000,000	2016/10/24	2017/03/30	50.00
61793	Credit Suisse AG – HSI R Bear CBBC Apr 2017 H	200,000,000	2016/10/24	2017/04/27	50.00
61815	Goldman Sachs SP (Asia) – HSI R Bear CBBC Feb 2017 Y	200,000,000	2016/10/24	2017/02/27	50.40
61780	HK Bank – COVS R Bull CBBC Oct 2017 C	40,000,000	2016/10/24	2017/10/30	22.00
61778	HK Bank – Galaxy Ent R Bear CBBC Jul 2017 B	40,000,000	2016/10/24	2017/07/31	10.00
61779	HK Bank – Sands China R Bear CBBC Apr 2017 F	40,000,000	2016/10/24	2017/04/21	10.00
61781	Haitong Int'l Sec – COVS R Bull CBBC Oct 2017 B	40,000,000	2016/10/24	2017/10/31	11.28
61788	Haitong Int'l Sec – China Life R Bull CBBC Jul 2017 A	40,000,000	2016/10/24	2017/07/24	10.00
61783	Haitong Int'l Sec – HKEX R Bear CBBC Jul 2017 A	40,000,000	2016/10/24	2017/07/25	10.00
61785	Haitong Int'l Sec – Ping An R Bull CBBC Oct 2017 A	30,000,000	2016/10/24	2017/10/20	12.42
61782	Haitong Int'l Sec – Tencent R Bear CBBC Sep 2017 A	40,000,000	2016/10/24	2017/09/27	10.00
61798	J P Morgan SP BV – China Mobile R Bull CBBC Nov 2017 C	100,000,000	2016/10/24	2017/11/17	25.00
61797	J P Morgan SP BV – HSI R Bull CBBC Jan 2018 Q	200,000,000	2016/10/24	2018/01/30	50.00
61811	J P Morgan SP BV – HSI R Bear CBBC Jan 2017 P	200,000,000	2016/10/24	2017/01/26	50.00
61812	J P Morgan SP BV – HSI R Bear CBBC Feb 2017 Y	200,000,000	2016/10/24	2017/02/27	50.00
61814	J P Morgan SP BV – HSI R Bear CBBC Feb 2017 Z	200,000,000	2016/10/24	2017/02/27	50.00
61799	J P Morgan SP BV – Tencent R Bull CBBC Dec 2017 D	40,000,000	2016/10/24	2017/12/15	10.00
61808	SG Issuer – HSI R Bear CBBC Mar 2017 M	200,000,000	2016/10/24	2017/03/30	50.00
61810	SG Issuer – HSI R Bear CBBC Mar 2017 N	200,000,000	2016/10/24	2017/03/30	50.00
61800	UBS AG – HSI R Bull CBBC Oct 2017 B	200,000,000	2016/10/24	2017/10/30	50.00
61801	UBS AG – HSI R Bull CBBC Dec 2017 N	250,000,000	2016/10/24	2017/12/28	62.50
61804	UBS AG – HSI R Bear CBBC Feb 2017 I	250,000,000	2016/10/24	2017/02/27	62.50
61802	UBS AG – HSI R Bear CBBC Mar 2017 P	300,000,000	2016/10/24	2017/03/30	75.00
61806	UBS AG – HSI R Bear CBBC Mar 2017 Q	300,000,000	2016/10/24	2017/03/30	75.00
61821	Credit Suisse AG – HSI R Bull CBBC Sep 2017 J	200,000,000	2016/10/25	2017/09/28	50.00
61822	Credit Suisse AG – HSI R Bull CBBC Oct 2017 J	200,000,000	2016/10/25	2017/10/30	50.00
61818	Credit Suisse AG – HSI R Bear CBBC Mar 2017 L	200,000,000	2016/10/25	2017/03/30	50.00
61819	Credit Suisse AG – HSI R Bear CBBC Apr 2017 I	200,000,000	2016/10/25	2017/04/27	50.00
61816	Bank of East Asia – Tencent R Bull CBBC Dec 2017 B	30,000,000	2016/10/25	2017/12/08	10.50
61817	Bank of East Asia – Tencent R Bull CBBC Dec 2017 C	30,000,000	2016/10/25	2017/12/08	10.50
61846	Goldman Sachs SP (Asia) – HSI R Bull CBBC Jan 2018 R	200,000,000	2016/10/25	2018/01/30	50.00
61842	J P Morgan SP BV – China Mobile R Bull CBBC Nov 2017 D	100,000,000	2016/10/25	2017/11/17	25.00
61840	J P Morgan SP BV – HSI R Bull CBBC Oct 2017 L	200,000,000	2016/10/25	2017/10/30	50.00
61839	J P Morgan SP BV – HSI R Bull CBBC Nov 2017 R	200,000,000	2016/10/25	2017/11/29	50.00
61838	J P Morgan SP BV – HSI R Bear CBBC Jan 2017 I	200,000,000	2016/10/25	2017/01/26	50.00
61836	J P Morgan SP BV – HSI R Bear CBBC Jan 2017 U	200,000,000	2016/10/25	2017/01/26	50.00
61841	J P Morgan SP BV – Tencent R Bull CBBC Dec 2017 E	40,000,000	2016/10/25	2017/12/15	10.00
61831	SG Issuer – HSI R Bull CBBC Mar 2018 C	200,000,000	2016/10/25	2018/03/28	50.00
61834	SG Issuer – HSI R Bull CBBC Mar 2018 L	200,000,000	2016/10/25	2018/03/28	50.00
61829	UBS AG – HSI R Bull CBBC Nov 2017 R	300,000,000	2016/10/25	2017/11/29	75.00
61823	UBS AG – HSI R Bear CBBC Jan 2017 J	250,000,000	2016/10/25	2017/01/26	62.50
61825	UBS AG – HSI R Bear CBBC Jan 2017 N	250,000,000	2016/10/25	2017/01/26	62.50
61852	BNP Paribas Arbit Issu B.V. – HSI R Bull CBBC Nov 2017 X	250,000,000	2016/10/26	2017/11/29	62.50
61847	BNP Paribas Arbit Issu B.V. – HSI R Bear CBBC Feb 2017 D	250,000,000	2016/10/26	2017/02/27	62.50
61856	Credit Suisse AG – HSI R Bull CBBC Oct 2017 K	200,000,000	2016/10/26	2017/10/30	50.00

# MAIN BOARD CALLABLE BULL/BEAR CONTRACTS

Code	Callable Bull/Bear Contracts	No. of issue (units)	Listing date	Expiry	Amount raised (HK\$ mil.)
61857	Credit Suisse AG – HSI R Bear CBBC Mar 2017 N	200,000,000	2016/10/26	2017/03/30	50.00
61864	Goldman Sachs SP (Asia) – HSI R Bull CBBC Jan 2018 S	200,000,000	2016/10/26	2018/01/30	50.00
61849	HK Bank – HSI R Bull CBBC Oct 2017 E	150,000,000	2016/10/26	2017/10/30	37.50
61858	J P Morgan SP BV – HSI R Bull CBBC Oct 2017 G	200,000,000	2016/10/26	2017/10/30	50.00
61861	J P Morgan SP BV – HSI R Bear CBBC Jan 2017 L	200,000,000	2016/10/26	2017/01/26	50.00
61848	SG Issuer – HSI R Bull CBBC Mar 2018 M	200,000,000	2016/10/26	2018/03/28	50.00
61862	SG Issuer – HSI R Bull CBBC Mar 2018 N	200,000,000	2016/10/26	2018/03/28	50.00
61863	SG Issuer – HSI R Bear CBBC Jan 2017 M	200,000,000	2016/10/26	2017/01/26	50.00
61859	UBS AG – HSI R Bull CBBC Sep 2017 Q	250,000,000	2016/10/26	2017/09/28	62.50
61860	UBS AG – HSI R Bear CBBC Jan 2017 S	250,000,000	2016/10/26	2017/01/26	62.50
61872	BNP Paribas Arbit Issu B.V. – HSI R Bear CBBC Mar 2017 E	250,000,000	2016/10/27	2017/03/30	62.50
61893	Credit Suisse AG – HSI R Bull CBBC Nov 2017 L	200,000,000	2016/10/27	2017/11/29	50.00
61891	Credit Suisse AG – HSI R Bear CBBC Feb 2017 R	200,000,000	2016/10/27	2017/02/27	50.00
61865	Goldman Sachs SP (Asia) – HSI R Bear CBBC Feb 2017 Z	200,000,000	2016/10/27	2017/02/27	50.00
61869	Goldman Sachs SP (Asia) – HSI R Bear CBBC Mar 2017 I	200,000,000	2016/10/27	2017/03/30	50.00
61874	HK Bank – HSCEI R Bull CBBC Oct 2017 C	60,000,000	2016/10/27	2017/10/30	15.00
61882	HK Bank – HSI R Bull CBBC Oct 2017 F	150,000,000	2016/10/27	2017/10/30	37.50
61889	HK Bank – Tencent R Bull CBBC Oct 2017 C	50,000,000	2016/10/27	2017/10/31	12.50
61887	HK Bank – Tencent R Bull CBBC Nov 2017 C	50,000,000	2016/10/27	2017/11/30	12.50
61896	J P Morgan SP BV – HSI R Bull CBBC Oct 2017 J	200,000,000	2016/10/27	2017/10/30	50.00
61895	J P Morgan SP BV – HSI R Bull CBBC Nov 2017 F	200,000,000	2016/10/27	2017/11/29	50.00
61894	J P Morgan SP BV – HSI R Bear CBBC Jan 2017 T	200,000,000	2016/10/27	2017/01/26	50.00
61905	SG Issuer – HSI R Bull CBBC Mar 2018 P	200,000,000	2016/10/27	2018/03/28	50.00
61873	SG Issuer – HSI R Bear CBBC Jan 2017 Z	200,000,000	2016/10/27	2017/01/26	50.00
61906	SG Issuer – HSI R Bear CBBC Mar 2017 O	200,000,000	2016/10/27	2017/03/30	50.00
61904	UBS AG – HSI R Bull CBBC Sep 2017 K	250,000,000	2016/10/27	2017/09/28	62.50
61902	UBS AG – HSI R Bull CBBC Sep 2017 Y	250,000,000	2016/10/27	2017/09/28	62.50
61899	UBS AG – HSI R Bear CBBC Jan 2017 H	200,000,000	2016/10/27	2017/01/26	50.00
61900	UBS AG – HSI R Bear CBBC Jan 2017 T	300,000,000	2016/10/27	2017/01/26	75.00
61897	UBS AG – HSI R Bear CBBC Jan 2017 X	250,000,000	2016/10/27	2017/01/26	62.50
61915	Credit Suisse AG – HSI R Bull CBBC Sep 2017 L	200,000,000	2016/10/31	2017/09/28	50.00
61920	Credit Suisse AG – HSI R Bull CBBC Oct 2017 H	200,000,000	2016/10/31	2017/10/30	50.00
61919	Credit Suisse AG – HSI R Bull CBBC Nov 2017 S	200,000,000	2016/10/31	2017/11/29	50.00
61914	Credit Suisse AG – HSI R Bear CBBC Feb 2017 V	200,000,000	2016/10/31	2017/02/27	50.00
61918	Credit Suisse AG – HSI R Bear CBBC Mar 2017 P	200,000,000	2016/10/31	2017/03/30	50.00
61911	Goldman Sachs SP (Asia) – HSI R Bull CBBC Oct 2017 K	200,000,000	2016/10/31	2017/10/30	50.00
61907	Goldman Sachs SP (Asia) – HSI R Bear CBBC Mar 2017 J	200,000,000	2016/10/31	2017/03/30	50.00
61949	J P Morgan SP BV – CSOP A50 ETF R Bull CBBC Oct 2017 B	80,000,000	2016/10/31	2017/10/20	20.00
61944	J P Morgan SP BV – A50 China R Bull CBBC Nov 2017 B	100,000,000	2016/10/31	2017/11/17	25.00
61951	J P Morgan SP BV – HKEX R Bull CBBC Dec 2017 D	40,000,000	2016/10/31	2017/12/15	10.00
61952	J P Morgan SP BV – HSI R Bull CBBC Oct 2017 M	200,000,000	2016/10/31	2017/10/30	50.00
61955	J P Morgan SP BV – HSI R Bull CBBC Jan 2018 U	200,000,000	2016/10/31	2018/01/30	50.00
61943	J P Morgan SP BV – HSI R Bear CBBC Feb 2017 E	200,000,000	2016/10/31	2017/02/27	50.00
61950	J P Morgan SP BV – Tencent R Bull CBBC Nov 2017 C	40,000,000	2016/10/31	2017/11/17	10.00
61940	SG Issuer – HSI R Bull CBBC Mar 2018 S	200,000,000	2016/10/31	2018/03/28	50.00

# MAIN BOARD CALLABLE BULL/BEAR CONTRACTS

Code	Callable Bull/Bear Contracts	No. of issue (units)	Listing date	Expiry	Amount raised (HK\$ mil.)
61941	SG Issuer – HSI R Bull CBBC Mar 2018 V	200,000,000	2016/10/31	2018/03/28	50.00
61938	UBS AG – HSI R Bull CBBC Oct 2017 W	200,000,000	2016/10/31	2017/10/30	50.00
61937	UBS AG – HSI R Bull CBBC Dec 2017 O	250,000,000	2016/10/31	2017/12/28	62.50
61934	UBS AG – HSI R Bear CBBC Feb 2017 D	200,000,000	2016/10/31	2017/02/27	50.00
61936	UBS AG – HSI R Bear CBBC Feb 2017 H	200,000,000	2016/10/31	2017/02/27	50.00
61972	BNP Paribas Arbit Issu B.V. – HSI R Bull CBBC Nov 2017 Y	250,000,000	2016/11/01	2017/11/29	62.50
61977	BNP Paribas Arbit Issu B.V. – HSI R Bull CBBC Nov 2017 Z	250,000,000	2016/11/01	2017/11/29	62.50
61975	BNP Paribas Arbit Issu B.V. – HSI R Bull CBBC Dec 2017 V	250,000,000	2016/11/01	2017/12/28	62.50
61978	BNP Paribas Arbit Issu B.V. – HSI R Bear CBBC Feb 2017 H	250,000,000	2016/11/01	2017/02/27	62.50
61981	Credit Suisse AG – HSI R Bull CBBC Sep 2017 K	200,000,000	2016/11/01	2017/09/28	50.00
61979	Credit Suisse AG – HSI R Bull CBBC Oct 2017 L	200,000,000	2016/11/01	2017/10/30	50.00
61982	Credit Suisse AG – HSI R Bear CBBC Mar 2017 O	200,000,000	2016/11/01	2017/03/30	50.00
62016	Goldman Sachs SP (Asia) – HSI R Bull CBBC Oct 2017 L	200,000,000	2016/11/01	2017/10/30	50.00
62015	Goldman Sachs SP (Asia) – HSI R Bear CBBC Mar 2017 P	200,000,000	2016/11/01	2017/03/30	50.00
61967	HK Bank – CSOP A50 ETF R Bull CBBC Jul 2017 B	50,000,000	2016/11/01	2017/07/31	12.50
61963	HK Bank – A50 R Bull CBBC Jul 2017 B	50,000,000	2016/11/01	2017/07/31	12.50
61962	HK Bank – HKEXR R Bull CBBC Oct 2017 G	50,000,000	2016/11/01	2017/10/09	12.50
61970	HK Bank – HSI R Bull CBBC Sep 2017 G	150,000,000	2016/11/01	2017/09/28	37.50
61956	Haitong Int’l Sec – HSI R Bear CBBC Feb 2017 K	150,000,000	2016/11/01	2017/02/27	38.25
61960	Haitong Int’l Sec – HSI R Bear CBBC Feb 2017 L	150,000,000	2016/11/01	2017/02/27	37.95
61961	Haitong Int’l Sec – HSI R Bear CBBC Feb 2017 M	150,000,000	2016/11/01	2017/02/27	37.50
61989	J P Morgan SP BV – AIA R Bull CBBC Nov 2017 A	100,000,000	2016/11/01	2017/11/17	25.00
61990	J P Morgan SP BV – Galaxy Ent R Bull CBBC Jan 2018 A	100,000,000	2016/11/01	2018/01/19	25.00
61983	J P Morgan SP BV – HSI R Bull CBBC Oct 2017 O	200,000,000	2016/11/01	2017/10/30	50.00
61984	J P Morgan SP BV – HSI R Bull CBBC Jan 2018 V	200,000,000	2016/11/01	2018/01/30	50.00
61985	J P Morgan SP BV – HSI R Bear CBBC Feb 2017 G	200,000,000	2016/11/01	2017/02/27	50.00
62003	SG Issuer – HSI R Bull CBBC Mar 2018 X	200,000,000	2016/11/01	2018/03/28	50.00
62006	SG Issuer – HSI R Bear CBBC Feb 2017 O	200,000,000	2016/11/01	2017/02/27	50.00
62002	UBS AG – HSCEI R Bull CBBC Nov 2017 B	100,000,000	2016/11/01	2017/11/29	25.00
61993	UBS AG – HSI R Bull CBBC Nov 2017 J	200,000,000	2016/11/01	2017/11/29	50.00
61998	UBS AG – HSI R Bear CBBC Feb 2017 N	250,000,000	2016/11/01	2017/02/27	62.50
62036	Credit Suisse AG – HSI R Bull CBBC Sep 2017 R	200,000,000	2016/11/02	2017/09/28	50.00
62035	Credit Suisse AG – HSI R Bull CBBC Oct 2017 A	200,000,000	2016/11/02	2017/10/30	50.00
62044	Credit Suisse AG – HSI R Bear CBBC Feb 2017 W	200,000,000	2016/11/02	2017/02/27	50.00
62045	Credit Suisse AG – HSI R Bear CBBC Mar 2017 M	200,000,000	2016/11/02	2017/03/30	50.00
62030	Goldman Sachs SP (Asia) – HSI R Bull CBBC Jan 2018 T	200,000,000	2016/11/02	2018/01/30	50.00
62033	Goldman Sachs SP (Asia) – HSI R Bull CBBC Jan 2018 U	200,000,000	2016/11/02	2018/01/30	50.00
62053	Goldman Sachs SP (Asia) – HSI R Bull CBBC Jan 2018 V	200,000,000	2016/11/02	2018/01/30	50.00
62054	Goldman Sachs SP (Asia) – HSI R Bear CBBC Mar 2017 R	200,000,000	2016/11/02	2017/03/30	50.00
62024	HK Bank – Galaxy Ent R Bull CBBC Nov 2017 D	40,000,000	2016/11/02	2017/11/27	10.00
62026	HK Bank – Sands China R Bull CBBC Sep 2017 B	40,000,000	2016/11/02	2017/09/29	10.00
62021	J P Morgan SP BV – HSI R Bull CBBC Dec 2017 O	200,000,000	2016/11/02	2017/12/28	50.00
62051	J P Morgan SP BV – HSI R Bear CBBC Feb 2017 J	200,000,000	2016/11/02	2017/02/27	50.00
62057	SG Issuer – HSI R Bear CBBC Mar 2017 P	200,000,000	2016/11/02	2017/03/30	50.00
62048	UBS AG – HSI R Bull CBBC Sep 2017 M	250,000,000	2016/11/02	2017/09/28	62.50

# MAIN BOARD CALLABLE BULL/BEAR CONTRACTS

Code	Callable Bull/Bear Contracts	No. of issue (units)	Listing date	Expiry	Amount raised (HK\$ mil.)
62047	UBS AG – HSI R Bull CBBC Nov 2017 P	250,000,000	2016/11/02	2017/11/29	62.50
62049	UBS AG – HSI R Bear CBBC Feb 2017 P	250,000,000	2016/11/02	2017/02/27	62.50
62050	UBS AG – HSI R Bear CBBC Mar 2017 R	250,000,000	2016/11/02	2017/03/30	62.50
62058	BNP Paribas Arbit Issu B.V. – HSI R Bull CBBC Nov 2017 A	250,000,000	2016/11/03	2017/11/29	62.50
62060	BNP Paribas Arbit Issu B.V. – HSI R Bull CBBC Nov 2017 B	250,000,000	2016/11/03	2017/11/29	62.50
62059	BNP Paribas Arbit Issu B.V. – HSI R Bull CBBC Dec 2017 W	250,000,000	2016/11/03	2017/12/28	62.50
62069	BNP Paribas Arbit Issu B.V. – HSI R Bear CBBC Feb 2017 K	200,000,000	2016/11/03	2017/02/27	50.00
62061	BNP Paribas Arbit Issu B.V. – HSI R Bear CBBC Feb 2017 P	250,000,000	2016/11/03	2017/02/27	62.50
62105	BNP Paribas Arbit Issu B.V. – HSI R Bear CBBC Feb 2017 V	250,000,000	2016/11/03	2017/02/27	62.50
62108	BNP Paribas Arbit Issu B.V. – HSI R Bear CBBC Mar 2017 J	250,000,000	2016/11/03	2017/03/30	62.50
62103	BNP Paribas Arbit Issu B.V. – HSI R Bear CBBC Mar 2017 U	250,000,000	2016/11/03	2017/03/30	62.50
62118	Credit Suisse AG – HSI R Bull CBBC Sep 2017 Z	200,000,000	2016/11/03	2017/09/28	50.00
62115	Credit Suisse AG – HSI R Bull CBBC Oct 2017 U	200,000,000	2016/11/03	2017/10/30	50.00
62117	Credit Suisse AG – HSI R Bull CBBC Dec 2017 T	200,000,000	2016/11/03	2017/12/28	50.00
62123	Credit Suisse AG – HSI R Bear CBBC Feb 2017 X	200,000,000	2016/11/03	2017/02/27	50.00
62125	Credit Suisse AG – HSI R Bear CBBC Mar 2017 K	200,000,000	2016/11/03	2017/03/30	50.00
62124	Credit Suisse AG – HSI R Bear CBBC Mar 2017 Q	200,000,000	2016/11/03	2017/03/30	50.00
62072	Goldman Sachs SP (Asia) – HSI R Bull CBBC Jan 2018 W	200,000,000	2016/11/03	2018/01/30	50.00
62073	Goldman Sachs SP (Asia) – HSI R Bull CBBC Jan 2018 X	200,000,000	2016/11/03	2018/01/30	50.00
62112	Goldman Sachs SP (Asia) – HSI R Bear CBBC Feb 2017 C	200,000,000	2016/11/03	2017/02/27	50.00
62126	Goldman Sachs SP (Asia) – HSI R Bear CBBC Feb 2017 X	200,000,000	2016/11/03	2017/02/27	50.00
62086	HK Bank – HSI R Bear CBBC Mar 2017 R	150,000,000	2016/11/03	2017/03/30	37.50
62080	HK Bank – HSI R Bear CBBC Apr 2017 O	150,000,000	2016/11/03	2017/04/27	37.50
62162	J P Morgan SP BV – China Mobile R Bull CBBC Dec 2017 A	100,000,000	2016/11/03	2017/12/15	25.00
62165	J P Morgan SP BV – China Mobile R Bear CBBC May 2017 B	100,000,000	2016/11/03	2017/05/19	25.00
62166	J P Morgan SP BV – China Life R Bull CBBC Feb 2018 B	100,000,000	2016/11/03	2018/02/15	25.00
62077	J P Morgan SP BV – HSI R Bull CBBC Oct 2017 Z	200,000,000	2016/11/03	2017/10/30	50.00
62078	J P Morgan SP BV – HSI R Bull CBBC Jan 2018 W	200,000,000	2016/11/03	2018/01/30	50.00
62161	J P Morgan SP BV – HSI R Bear CBBC Feb 2017 C	200,000,000	2016/11/03	2017/02/27	50.00
62175	J P Morgan SP BV – HSI R Bear CBBC Feb 2017 K	200,000,000	2016/11/03	2017/02/27	50.00
62174	J P Morgan SP BV – PICC P&C R Bull CBBC Dec 2017 A	40,000,000	2016/11/03	2017/12/15	10.00
62129	SG Issuer – HSI R Bull CBBC Mar 2018 A	200,000,000	2016/11/03	2018/03/28	50.00
62128	SG Issuer – HSI R Bull CBBC Mar 2018 T	200,000,000	2016/11/03	2018/03/28	50.00
62071	SG Issuer – HSI R Bull CBBC Mar 2018 Y	200,000,000	2016/11/03	2018/03/28	50.00
62154	SG Issuer – HSI R Bear CBBC Mar 2017 Q	200,000,000	2016/11/03	2017/03/30	50.00
62157	SG Issuer – HSI R Bear CBBC Mar 2017 R	200,000,000	2016/11/03	2017/03/30	50.00
62159	SG Issuer – HSI R Bear CBBC Mar 2017 S	200,000,000	2016/11/03	2017/03/30	50.00
62096	UBS AG – HSI R Bull CBBC Oct 2017 B	250,000,000	2016/11/03	2017/10/30	62.50
62095	UBS AG – HSI R Bull CBBC Nov 2017 O	200,000,000	2016/11/03	2017/11/29	50.00
62097	UBS AG – HSI R Bear CBBC Feb 2017 J	250,000,000	2016/11/03	2017/02/27	62.50
62098	UBS AG – HSI R Bear CBBC Feb 2017 R	250,000,000	2016/11/03	2017/02/27	62.50
62101	UBS AG – HSI R Bear CBBC Feb 2017 W	200,000,000	2016/11/03	2017/02/27	50.00
62266	BNP Paribas Arbit Issu B.V. – HSI R Bull CBBC Nov 2017 E	250,000,000	2016/11/04	2017/11/29	62.50
62261	BNP Paribas Arbit Issu B.V. – HSI R Bull CBBC Dec 2017 X	250,000,000	2016/11/04	2017/12/28	62.50
62288	BNP Paribas Arbit Issu B.V. – HSI R Bear CBBC Feb 2017 A	250,000,000	2016/11/04	2017/02/27	62.50

# MAIN BOARD CALLABLE BULL/BEAR CONTRACTS

Code	Callable Bull/Bear Contracts	No. of issue (units)	Listing date	Expiry	Amount raised (HK\$ mil.)
62270	Credit Suisse AG – HSI R Bull CBBC Sep 2017 A	200,000,000	2016/11/04	2017/09/28	50.00
62271	Credit Suisse AG – HSI R Bull CBBC Oct 2017 M	200,000,000	2016/11/04	2017/10/30	50.00
62273	Credit Suisse AG – HSI R Bull CBBC Nov 2017 C	200,000,000	2016/11/04	2017/11/29	50.00
62282	Credit Suisse AG – HSI R Bear CBBC Feb 2017 P	200,000,000	2016/11/04	2017/02/27	50.00
62280	Credit Suisse AG – HSI R Bear CBBC Mar 2017 W	200,000,000	2016/11/04	2017/03/30	50.00
62283	Credit Suisse AG – HSI R Bear CBBC Mar 2017 X	200,000,000	2016/11/04	2017/03/30	50.00
62319	Bank of East Asia – China Mobile R Bear CBBC May 2017 A	40,000,000	2016/11/04	2017/05/02	10.00
62316	Bank of East Asia – Galaxy Ent R Bull CBBC Dec 2017 C	25,000,000	2016/11/04	2017/12/12	10.00
62267	Goldman Sachs SP (Asia) – HSI R Bull CBBC Oct 2017 M	200,000,000	2016/11/04	2017/10/30	50.00
62289	Goldman Sachs SP (Asia) – HSI R Bear CBBC Mar 2017 F	200,000,000	2016/11/04	2017/03/30	50.00
62293	Goldman Sachs SP (Asia) – HSI R Bear CBBC Mar 2017 G	200,000,000	2016/11/04	2017/03/30	50.00
62257	HK Bank – China Mobile R Bear CBBC Apr 2017 D	40,000,000	2016/11/04	2017/04/10	10.00
62258	HK Bank – China Life R Bear CBBC Apr 2017 B	40,000,000	2016/11/04	2017/04/10	12.00
62249	HK Bank – PetCh R Bull CBBC Oct 2017 B	50,000,000	2016/11/04	2017/10/30	12.50
62255	HK Bank – PetCh R Bear CBBC Mar 2017 A	40,000,000	2016/11/04	2017/03/28	10.00
62260	HK Bank – Tencent R Bear CBBC Mar 2017 B	40,000,000	2016/11/04	2017/03/28	10.00
62323	J P Morgan SP BV – HSI R Bull CBBC Oct 2017 Q	200,000,000	2016/11/04	2017/10/30	50.00
62301	J P Morgan SP BV – HSI R Bull CBBC Nov 2017 C	200,000,000	2016/11/04	2017/11/29	50.00
62321	J P Morgan SP BV – HSI R Bear CBBC Feb 2017 F	200,000,000	2016/11/04	2017/02/27	50.00
62325	J P Morgan SP BV – HSI R Bear CBBC Feb 2017 H	200,000,000	2016/11/04	2017/02/27	50.00
62326	J P Morgan SP BV – HSI R Bear CBBC Mar 2017 B	200,000,000	2016/11/04	2017/03/30	50.00
62304	J P Morgan SP BV – Tencent R Bull CBBC Oct 2017 D	40,000,000	2016/11/04	2017/10/20	10.00
62305	J P Morgan SP BV – Tencent R Bull CBBC Dec 2017 F	40,000,000	2016/11/04	2017/12/15	10.00
62302	J P Morgan SP BV – Tencent R Bear CBBC Nov 2017 E	40,000,000	2016/11/04	2017/11/17	10.00
62268	Macquarie Bank Ltd. – HSI R Bear CBBC Jan 2018 A	40,000,000	2016/11/04	2018/01/30	10.00
62269	Macquarie Bank Ltd. – HSI R Bear CBBC Jan 2018 B	40,000,000	2016/11/04	2018/01/30	10.00
62188	SG Issuer – ABC R Bull CBBC Oct 2017 A	40,000,000	2016/11/04	2017/10/30	10.00
62187	SG Issuer – ABC R Bull CBBC Dec 2017 A	40,000,000	2016/11/04	2017/12/28	10.00
62184	SG Issuer – ABC R Bull CBBC Feb 2018 A	40,000,000	2016/11/04	2018/02/27	10.00
62198	SG Issuer – ABC R Bear CBBC Jul 2017 A	40,000,000	2016/11/04	2017/07/28	10.00
62200	SG Issuer – ABC R Bear CBBC Sep 2017 A	40,000,000	2016/11/04	2017/09/28	10.00
62227	SG Issuer – BOCL R Bull CBBC Oct 2017 A	40,000,000	2016/11/04	2017/10/30	10.00
62229	SG Issuer – BOCL R Bull CBBC Dec 2017 A	40,000,000	2016/11/04	2017/12/28	10.00
62226	SG Issuer – BOCL R Bull CBBC Feb 2018 A	40,000,000	2016/11/04	2018/02/27	10.00
62230	SG Issuer – BOCL R Bear CBBC Jun 2017 A	40,000,000	2016/11/04	2017/06/29	10.00
62242	SG Issuer – CMob R Bear CBBC Jun 2017 B	100,000,000	2016/11/04	2017/06/29	25.00
62206	SG Issuer – CUni R Bull CBBC Oct 2018 A	40,000,000	2016/11/04	2018/10/30	10.00
62207	SG Issuer – CUni R Bear CBBC May 2017 A	40,000,000	2016/11/04	2017/05/29	10.00
62243	SG Issuer – CUni R Bear CBBC Jul 2017 A	40,000,000	2016/11/04	2017/07/28	10.00
62231	SG Issuer – CCB R Bear CBBC Jun 2017 B	40,000,000	2016/11/04	2017/06/29	10.00
62222	SG Issuer – CKH R Bear CBBC May 2017 A	100,000,000	2016/11/04	2017/05/29	25.00
62201	SG Issuer – CKP R Bear CBBC Aug 2017 A	100,000,000	2016/11/04	2017/08/30	25.00
62232	SG Issuer – China Life R Bull CBBC May 2018 B	100,000,000	2016/11/04	2018/05/30	25.00
62235	SG Issuer – China Life R Bear CBBC Jun 2018 A	100,000,000	2016/11/04	2018/06/28	25.00
62221	SG Issuer – CNOOC R Bull CBBC Aug 2017 B	40,000,000	2016/11/04	2017/08/30	10.00

# MAIN BOARD CALLABLE BULL/BEAR CONTRACTS

Code	Callable Bull/Bear Contracts	No. of issue (units)	Listing date	Expiry	Amount raised (HK\$ mil.)
62218	SG Issuer – CNOOC R Bear CBBC Jun 2017 B	40,000,000	2016/11/04	2017/06/29	10.00
62213	SG Issuer – CP&CC R Bear CBBC Sep 2017 A	40,000,000	2016/11/04	2017/09/28	10.00
62217	SG Issuer – Galaxy R Bull CBBC Aug 2018 A	100,000,000	2016/11/04	2018/08/30	25.00
62244	SG Issuer – HS H-SH ETF R Bear CBBC May 2017 A	100,000,000	2016/11/04	2017/05/29	25.00
62306	SG Issuer – HSI R Bull CBBC Mar 2018 F	200,000,000	2016/11/04	2018/03/28	50.00
62308	SG Issuer – HSI R Bull CBBC Mar 2018 R	200,000,000	2016/11/04	2018/03/28	50.00
62309	SG Issuer – HSI R Bear CBBC Mar 2017 T	200,000,000	2016/11/04	2017/03/30	50.00
62310	SG Issuer – HSI R Bear CBBC Mar 2017 U	200,000,000	2016/11/04	2017/03/30	50.00
62312	SG Issuer – HSI R Bear CBBC Mar 2017 V	200,000,000	2016/11/04	2017/03/30	50.00
62314	SG Issuer – HSI R Bear CBBC Mar 2017 W	200,000,000	2016/11/04	2017/03/30	50.00
62215	SG Issuer – ICBC R Bull CBBC Aug 2017 A	40,000,000	2016/11/04	2017/08/30	10.00
62177	SG Issuer – ICBC R Bull CBBC Oct 2017 A	40,000,000	2016/11/04	2017/10/30	10.00
62183	SG Issuer – ICBC R Bull CBBC Dec 2017 A	40,000,000	2016/11/04	2017/12/28	10.00
62176	SG Issuer – Lenovo R Bull CBBC Jun 2018 A	40,000,000	2016/11/04	2018/06/28	10.00
62214	SG Issuer – PetroChina R Bull CBBC Jul 2018 A	40,000,000	2016/11/04	2018/07/30	10.00
62247	SG Issuer – PICC P&C R Bull CBBC Dec 2017 B	40,000,000	2016/11/04	2017/12/28	10.00
62245	SG Issuer – PICC P&C R Bear CBBC Jul 2017 A	40,000,000	2016/11/04	2017/07/28	10.00
62212	SG Issuer – SHK Ppt P R Bull CBBC Oct 2018 A	100,000,000	2016/11/04	2018/10/30	25.00
62208	SG Issuer – SHK Ppt P R Bear CBBC Jun 2017 A	100,000,000	2016/11/04	2017/06/29	25.00
62294	UBS AG – China Life R Bull CBBC Feb 2018 B	100,000,000	2016/11/04	2018/02/12	25.00
62298	UBS AG – HSI R Bull CBBC Oct 2017 P	250,000,000	2016/11/04	2017/10/30	62.50
62297	UBS AG – HSI R Bull CBBC Dec 2017 P	250,000,000	2016/11/04	2017/12/28	62.50
62299	UBS AG – HSI R Bear CBBC Feb 2017 A	250,000,000	2016/11/04	2017/02/27	62.50
62300	UBS AG – HSI R Bear CBBC Feb 2017 Q	200,000,000	2016/11/04	2017/02/27	50.00
62351	BNP Paribas Arbit Issu B.V. – HSI R Bull CBBC Dec 2017 Y	250,000,000	2016/11/07	2017/12/28	62.50
62360	Credit Suisse AG – China Life R Bull CBBC Jul 2017 A	200,000,000	2016/11/07	2017/07/25	50.00
62356	Credit Suisse AG – HSI R Bull CBBC Sep 2017 D	200,000,000	2016/11/07	2017/09/28	50.00
62357	Credit Suisse AG – HSI R Bull CBBC Oct 2017 N	200,000,000	2016/11/07	2017/10/30	50.00
62355	Credit Suisse AG – HSI R Bear CBBC Feb 2017 N	200,000,000	2016/11/07	2017/02/27	50.00
62352	Credit Suisse AG – HSI R Bear CBBC Mar 2017 U	200,000,000	2016/11/07	2017/03/30	50.00
62361	Credit Suisse AG – HSI R Bear CBBC Mar 2017 V	250,000,000	2016/11/07	2017/03/30	62.50
62342	Goldman Sachs SP (Asia) – HSI R Bull CBBC Oct 2017 N	200,000,000	2016/11/07	2017/10/30	50.00
62365	Goldman Sachs SP (Asia) – HSI R Bull CBBC Oct 2017 O	200,000,000	2016/11/07	2017/10/30	50.00
62369	Goldman Sachs SP (Asia) – HSI R Bull CBBC Oct 2017 T	200,000,000	2016/11/07	2017/10/30	50.00
62335	Goldman Sachs SP (Asia) – HSI R Bear CBBC Feb 2017 F	200,000,000	2016/11/07	2017/02/27	50.00
62346	HK Bank – AIA R Bull CBBC Nov 2017 B	40,000,000	2016/11/07	2017/11/30	10.00
62343	HK Bank – AIA R Bear CBBC Apr 2017 B	40,000,000	2016/11/07	2017/04/13	10.00
62402	J P Morgan SP BV – AIA R Bull CBBC Oct 2017 B	100,000,000	2016/11/07	2017/10/20	25.00
62405	J P Morgan SP BV – AIA R Bear CBBC Apr 2017 A	100,000,000	2016/11/07	2017/04/21	25.00
62406	J P Morgan SP BV – A50 China R Bull CBBC Oct 2017 B	100,000,000	2016/11/07	2017/10/20	25.00
62401	J P Morgan SP BV – HSI R Bull CBBC Oct 2017 E	200,000,000	2016/11/07	2017/10/30	50.00
62408	J P Morgan SP BV – HSI R Bear CBBC Feb 2017 D	200,000,000	2016/11/07	2017/02/27	50.00
62329	J P Morgan SP BV – HSI R Bear CBBC Feb 2017 M	200,000,000	2016/11/07	2017/02/27	50.00
62381	SG Issuer – HSI R Bull CBBC Mar 2018 U	200,000,000	2016/11/07	2018/03/28	50.00
62399	SG Issuer – HSI R Bear CBBC Mar 2017 B	200,000,000	2016/11/07	2017/03/30	50.00

# MAIN BOARD CALLABLE BULL/BEAR CONTRACTS

Code	Callable Bull/Bear Contracts	No. of issue (units)	Listing date	Expiry	Amount raised (HK\$ mil.)
62386	SG Issuer – HSI R Bear CBBC Mar 2017 X	200,000,000	2016/11/07	2017/03/30	50.00
62393	SG Issuer – HSI R Bear CBBC Mar 2017 Y	200,000,000	2016/11/07	2017/03/30	50.00
62394	SG Issuer – HSI R Bear CBBC Mar 2017 Z	200,000,000	2016/11/07	2017/03/30	50.00
62376	UBS AG – HSI R Bull CBBC Dec 2017 A	250,000,000	2016/11/07	2017/12/28	62.50
62373	UBS AG – HSI R Bull CBBC Dec 2017 V	200,000,000	2016/11/07	2017/12/28	50.00
62377	UBS AG – HSI R Bear CBBC Feb 2017 B	250,000,000	2016/11/07	2017/02/27	62.50
62379	UBS AG – HSI R Bear CBBC Feb 2017 E	250,000,000	2016/11/07	2017/02/27	62.50
62378	UBS AG – HSI R Bear CBBC Feb 2017 L	250,000,000	2016/11/07	2017/02/27	62.50
62429	Credit Suisse AG – HSI R Bull CBBC Sep 2017 E	200,000,000	2016/11/08	2017/09/28	50.00
62431	Credit Suisse AG – HSI R Bull CBBC Oct 2017 V	200,000,000	2016/11/08	2017/10/30	50.00
62427	Credit Suisse AG – HSI R Bear CBBC Feb 2017 Q	250,000,000	2016/11/08	2017/02/27	62.50
62426	Credit Suisse AG – HSI R Bear CBBC Mar 2017 Y	200,000,000	2016/11/08	2017/03/30	50.00
62469	Goldman Sachs SP (Asia) – HSI R Bull CBBC Oct 2017 U	200,000,000	2016/11/08	2017/10/30	50.00
62481	Goldman Sachs SP (Asia) – HSI R Bull CBBC Oct 2017 V	200,000,000	2016/11/08	2017/10/30	50.00
62483	Goldman Sachs SP (Asia) – HSI R Bear CBBC Feb 2017 T	200,000,000	2016/11/08	2017/02/27	50.00
62425	HK Bank – A50 R Bull CBBC Jun 2017 B	50,000,000	2016/11/08	2017/06/16	12.50
62424	HK Bank – HSI R Bull CBBC Sep 2017 H	150,000,000	2016/11/08	2017/09/28	37.50
62422	HK Bank – HSI R Bull CBBC Oct 2017 G	150,000,000	2016/11/08	2017/10/30	37.50
62420	HK Bank – Tencent R Bull CBBC Oct 2017 D	50,000,000	2016/11/08	2017/10/17	12.50
62411	Haitong Int'l Sec – AIA R Bull CBBC Sep 2017 A	40,000,000	2016/11/08	2017/09/28	10.00
62412	Haitong Int'l Sec – China Mobile R Bull CBBC Sep 2017 B	40,000,000	2016/11/08	2017/09/28	10.00
62413	Haitong Int'l Sec – China Life R Bull CBBC Jul 2017 B	40,000,000	2016/11/08	2017/07/28	10.00
62419	Haitong Int'l Sec – CM Bank R Bull CBBC Oct 2017 A	40,000,000	2016/11/08	2017/10/27	10.00
62414	Haitong Int'l Sec – Ping An R Bull CBBC Sep 2017 A	40,000,000	2016/11/08	2017/09/27	10.00
62468	J P Morgan SP BV – China Life R Bull CBBC Mar 2018 A	100,000,000	2016/11/08	2018/03/16	25.00
62461	J P Morgan SP BV – HSI R Bull CBBC Oct 2017 R	200,000,000	2016/11/08	2017/10/30	50.00
62462	J P Morgan SP BV – HSI R Bull CBBC Oct 2017 S	200,000,000	2016/11/08	2017/10/30	50.00
62459	J P Morgan SP BV – HSI R Bear CBBC Feb 2017 I	200,000,000	2016/11/08	2017/02/27	50.00
62466	J P Morgan SP BV – HSI R Bear CBBC Feb 2017 P	200,000,000	2016/11/08	2017/02/27	50.00
62454	SG Issuer – HSI R Bull CBBC Mar 2018 M	200,000,000	2016/11/08	2018/03/28	50.00
62445	UBS AG – HSI R Bull CBBC Nov 2017 B	200,000,000	2016/11/08	2017/11/29	50.00
62449	UBS AG – HSI R Bull CBBC Nov 2017 V	200,000,000	2016/11/08	2017/11/29	50.00
62444	UBS AG – HSI R Bull CBBC Dec 2017 X	250,000,000	2016/11/08	2017/12/28	62.50
62441	UBS AG – HSI R Bear CBBC Feb 2017 I	200,000,000	2016/11/08	2017/02/27	50.00
62545	BNP Paribas Arbit Issu B.V. – HSI R Bear CBBC Mar 2017 L	250,000,000	2016/11/09	2017/03/30	62.50
62513	Credit Suisse AG – HSI R Bull CBBC Sep 2017 G	200,000,000	2016/11/09	2017/09/28	50.00
62527	Credit Suisse AG – HSI R Bull CBBC Nov 2017 D	250,000,000	2016/11/09	2017/11/29	62.50
62529	Credit Suisse AG – HSI R Bear CBBC Mar 2017 L	200,000,000	2016/11/09	2017/03/30	50.00
62485	Goldman Sachs SP (Asia) – HSI R Bull CBBC Oct 2017 W	200,000,000	2016/11/09	2017/10/30	50.00
62566	Goldman Sachs SP (Asia) – HSI R Bull CBBC Oct 2017 X	200,000,000	2016/11/09	2017/10/30	50.00
62567	Goldman Sachs SP (Asia) – HSI R Bull CBBC Oct 2017 Y	200,000,000	2016/11/09	2017/10/30	50.00
62568	Goldman Sachs SP (Asia) – HSI R Bear CBBC Oct 2017 A	200,000,000	2016/11/09	2017/10/30	50.00
62512	HK Bank – CLP Holdings R Bull CBBC Dec 2017 B	40,000,000	2016/11/09	2017/12/22	10.00
62487	HK Bank – CM Bank R Bull CBBC Dec 2017 A	40,000,000	2016/11/09	2017/12/22	10.00
62499	HK Bank – HSCEI R Bear CBBC Apr 2017 E	50,000,000	2016/11/09	2017/04/27	12.50



# MAIN BOARD CALLABLE BULL/BEAR CONTRACTS

Code	Callable Bull/Bear Contracts	No. of issue (units)	Listing date	Expiry	Amount raised (HK\$ mil.)
62505	HK Bank – HSI R Bear CBBC Apr 2017 P	150,000,000	2016/11/09	2017/04/27	37.50
62486	HK Bank – Power Assets R Bull CBBC Dec 2017 A	40,000,000	2016/11/09	2017/12/22	10.00
62493	HK Bank – Tencent R Bear CBBC Apr 2017 I	40,000,000	2016/11/09	2017/04/13	10.00
62551	J P Morgan SP BV – HSI R Bull CBBC Nov 2017 F	200,000,000	2016/11/09	2017/11/29	50.00
62554	J P Morgan SP BV – HSI R Bear CBBC Feb 2017 Q	200,000,000	2016/11/09	2017/02/27	50.00
62561	J P Morgan SP BV – HSI R Bear CBBC Mar 2017 C	200,000,000	2016/11/09	2017/03/30	50.00
62552	J P Morgan SP BV – Tencent R Bull CBBC Nov 2017 D	40,000,000	2016/11/09	2017/11/17	10.00
62546	SG Issuer – HSI R Bear CBBC Mar 2017 C	200,000,000	2016/11/09	2017/03/30	50.00
62549	SG Issuer – HSI R Bear CBBC Mar 2017 D	200,000,000	2016/11/09	2017/03/30	50.00
62542	UBS AG – HSI R Bull CBBC Sep 2017 R	250,000,000	2016/11/09	2017/09/28	62.50
62530	UBS AG – HSI R Bull CBBC Nov 2017 K	250,000,000	2016/11/09	2017/11/29	62.50
62543	UBS AG – HSI R Bear CBBC Feb 2017 O	250,000,000	2016/11/09	2017/02/27	62.50
62599	Credit Suisse AG – HKEX R Bull CBBC Sep 2017 C	40,000,000	2016/11/10	2017/09/22	10.00
62591	Credit Suisse AG – HSI R Bull CBBC Sep 2017 H	200,000,000	2016/11/10	2017/09/28	50.00
62603	Credit Suisse AG – HSI R Bear CBBC Feb 2017 T	200,000,000	2016/11/10	2017/02/27	50.00
62605	Credit Suisse AG – HSI R Bear CBBC Mar 2017 Z	200,000,000	2016/11/10	2017/03/30	50.00
62586	Bank of East Asia – AIA R Bull CBBC Nov 2017 A	20,000,000	2016/11/10	2017/11/29	10.00
62584	Bank of East Asia – COVS R Bull CBBC Nov 2017 B	25,000,000	2016/11/10	2017/11/29	10.00
62583	Bank of East Asia – CM Bank R Bull CBBC Nov 2017 A	25,000,000	2016/11/10	2017/11/29	10.00
62589	Bank of East Asia – HKEX R Bull CBBC Nov 2017 B	40,000,000	2016/11/10	2017/11/29	10.00
62590	Bank of East Asia – Tencent R Bear CBBC Nov 2017 A	30,000,000	2016/11/10	2017/11/29	10.50
62578	Goldman Sachs SP (Asia) – HSI R Bull CBBC Sep 2017 N	200,000,000	2016/11/10	2017/09/28	50.00
62617	Goldman Sachs SP (Asia) – HSI R Bear CBBC Feb 2017 W	200,000,000	2016/11/10	2017/02/27	50.00
62574	HK Bank – AIA R Bear CBBC Mar 2017 D	40,000,000	2016/11/10	2017/03/31	10.00
62577	HK Bank – HKEX R Bear CBBC Mar 2017 D	40,000,000	2016/11/10	2017/03/30	10.00
62570	HK Bank – HSI R Bear CBBC Mar 2017 S	150,000,000	2016/11/10	2017/03/30	37.50
62576	HK Bank – Tencent R Bear CBBC Mar 2017 C	40,000,000	2016/11/10	2017/03/30	10.00
62611	J P Morgan SP BV – HSI R Bull CBBC Oct 2017 T	200,000,000	2016/11/10	2017/10/30	50.00
62614	J P Morgan SP BV – HSI R Bear CBBC Feb 2017 R	200,000,000	2016/11/10	2017/02/27	50.00
62616	J P Morgan SP BV – HSI R Bear CBBC Mar 2017 D	200,000,000	2016/11/10	2017/03/30	50.00
62607	SG Issuer – HSI R Bear CBBC Mar 2017 G	200,000,000	2016/11/10	2017/03/30	50.00
62618	UBS AG – HSI R Bull CBBC Oct 2017 I	250,000,000	2016/11/10	2017/10/30	62.50
62620	UBS AG – HSI R Bear CBBC Mar 2017 S	250,000,000	2016/11/10	2017/03/30	62.50
62621	UBS AG – HSI R Bear CBBC Mar 2017 T	200,000,000	2016/11/10	2017/03/30	50.00
62634	Credit Suisse AG – HSI R Bull CBBC Nov 2017 F	200,000,000	2016/11/11	2017/11/29	50.00
62636	Credit Suisse AG – HSI R Bear CBBC Feb 2017 S	200,000,000	2016/11/11	2017/02/27	50.00
62635	Credit Suisse AG – HSI R Bear CBBC Mar 2017 N	200,000,000	2016/11/11	2017/03/30	50.00
62630	Goldman Sachs SP (Asia) – HSI R Bull CBBC Sep 2017 O	200,000,000	2016/11/11	2017/09/28	50.00
62632	Goldman Sachs SP (Asia) – HSI R Bull CBBC Sep 2017 P	200,000,000	2016/11/11	2017/09/28	50.00
62633	Goldman Sachs SP (Asia) – HSI R Bear CBBC Feb 2017 G	200,000,000	2016/11/11	2017/02/27	50.00
62631	HK Bank – HSI R Bear CBBC Mar 2017 T	150,000,000	2016/11/11	2017/03/30	37.50
62622	Haitong Int'l Sec – HSI R Bear CBBC Mar 2017 C	150,000,000	2016/11/11	2017/03/30	37.65
62625	Haitong Int'l Sec – HSI R Bear CBBC Mar 2017 D	150,000,000	2016/11/11	2017/03/30	37.65
62627	Haitong Int'l Sec – HSI R Bear CBBC Mar 2017 E	150,000,000	2016/11/11	2017/03/30	37.65
62649	J P Morgan SP BV – China Mobile R Bear CBBC May 2017 C	100,000,000	2016/11/11	2017/05/19	25.00

# MAIN BOARD CALLABLE BULL/BEAR CONTRACTS

Code	Callable Bull/Bear Contracts	No. of issue (units)	Listing date	Expiry	Amount raised (HK\$ mil.)
62648	J P Morgan SP BV – HKEX R Bear CBBC Apr 2017 D	40,000,000	2016/11/11	2017/04/21	10.00
62644	J P Morgan SP BV – HSI R Bull CBBC Oct 2017 U	200,000,000	2016/11/11	2017/10/30	50.00
62645	J P Morgan SP BV – HSI R Bear CBBC Mar 2017 E	200,000,000	2016/11/11	2017/03/30	50.00
62647	J P Morgan SP BV – Tencent R Bear CBBC Oct 2017 B	40,000,000	2016/11/11	2017/10/20	10.00
62643	SG Issuer – HSI R Bull CBBC Mar 2018 B	200,000,000	2016/11/11	2018/03/28	50.00
62637	UBS AG – HSI R Bull CBBC Oct 2017 W	200,000,000	2016/11/11	2017/10/30	50.00
62642	UBS AG – HSI R Bear CBBC Mar 2017 U	250,000,000	2016/11/11	2017/03/30	62.50
62683	BNP Paribas Arbit Issu B.V. – HSCEI R Bear CBBC Mar 2017 K	100,000,000	2016/11/14	2017/03/30	25.00
62680	BNP Paribas Arbit Issu B.V. – HSI R Bull CBBC Nov 2017 F	250,000,000	2016/11/14	2017/11/29	62.50
62685	BNP Paribas Arbit Issu B.V. – HSI R Bull CBBC Dec 2017 Z	250,000,000	2016/11/14	2017/12/28	62.50
62681	BNP Paribas Arbit Issu B.V. – HSI R Bear CBBC Feb 2017 W	250,000,000	2016/11/14	2017/02/27	62.50
62687	Credit Suisse AG – HSI R Bull CBBC Sep 2017 I	200,000,000	2016/11/14	2017/09/28	50.00
62688	Credit Suisse AG – HSI R Bull CBBC Oct 2017 E	200,000,000	2016/11/14	2017/10/30	50.00
62679	Credit Suisse AG – HSI R Bear CBBC Feb 2017 U	200,000,000	2016/11/14	2017/02/27	50.00
62676	Credit Suisse AG – HSI R Bear CBBC Apr 2017 J	250,000,000	2016/11/14	2017/04/27	62.50
62692	Goldman Sachs SP (Asia) – HSI R Bull CBBC Sep 2017 Q	200,000,000	2016/11/14	2017/09/28	50.00
62652	Goldman Sachs SP (Asia) – HSI R Bear CBBC Apr 2017 A	200,000,000	2016/11/14	2017/04/27	50.00
62674	HK Bank – AAC Tech R Bull CBBC Oct 2017 A	40,000,000	2016/11/14	2017/10/17	10.00
62654	HK Bank – BOC HK R Bull CBBC Oct 2017 A	40,000,000	2016/11/14	2017/10/31	12.00
62663	HK Bank – BOCL R Bull CBBC Dec 2017 A	50,000,000	2016/11/14	2017/12/29	12.50
62656	HK Bank – China Mobile R Bull CBBC Oct 2017 B	50,000,000	2016/11/14	2017/10/17	12.50
62660	HK Bank – CNOOC R Bear CBBC Apr 2017 C	40,000,000	2016/11/14	2017/04/13	10.00
62669	HK Bank – Geely Auto R Bull CBBC Jul 2017 A	40,000,000	2016/11/14	2017/07/28	10.00
62655	HK Bank – HKEX R Bull CBBC Oct 2017 H	50,000,000	2016/11/14	2017/10/16	12.50
62664	HK Bank – Tencent R Bull CBBC Sep 2017 F	50,000,000	2016/11/14	2017/09/29	12.50
62667	HK Bank – Tencent R Bull CBBC Sep 2017 G	50,000,000	2016/11/14	2017/09/22	12.50
62653	HK Bank – China Vanke R Bull CBBC Sep 2017 A	40,000,000	2016/11/14	2017/09/15	12.00
62695	J P Morgan SP BV – AAC Tech R Bull CBBC Jul 2017 A	80,000,000	2016/11/14	2017/07/21	20.00
62696	J P Morgan SP BV – BOC HK R Bull CBBC Oct 2017 A	100,000,000	2016/11/14	2017/10/20	25.00
62694	J P Morgan SP BV – Geely Auto R Bull CBBC Jul 2017 A	80,000,000	2016/11/14	2017/07/21	20.00
62698	J P Morgan SP BV – HSI R Bull CBBC Oct 2017 V	200,000,000	2016/11/14	2017/10/30	50.00
62693	SG Issuer – HSI R Bull CBBC Mar 2018 C	200,000,000	2016/11/14	2018/03/28	50.00
62650	SG Issuer – SHK Ppt P R Bull CBBC Oct 2018 B	100,000,000	2016/11/14	2018/10/30	25.00
62651	SG Issuer – SHK Ppt P R Bear CBBC Sep 2017 A	100,000,000	2016/11/14	2017/09/28	25.00
62690	UBS AG – HSI R Bull CBBC Dec 2017 Y	250,000,000	2016/11/14	2017/12/28	62.50
62689	UBS AG – HSI R Bear CBBC Mar 2017 V	200,000,000	2016/11/14	2017/03/30	50.00
62720	BNP Paribas Arbit Issu B.V. – HSI R Bull CBBC Nov 2017 G	250,000,000	2016/11/15	2017/11/29	62.50
62721	Credit Suisse AG – HSI R Bull CBBC Sep 2017 F	200,000,000	2016/11/15	2017/09/28	50.00
62719	Credit Suisse AG – HSI R Bull CBBC Dec 2017 S	250,000,000	2016/11/15	2017/12/28	62.50
62705	Credit Suisse AG – HSI R Bear CBBC Mar 2017 V	200,000,000	2016/11/15	2017/03/30	50.00
62703	Credit Suisse AG – HSI R Bear CBBC Apr 2017 K	250,000,000	2016/11/15	2017/04/27	62.50
62738	Goldman Sachs SP (Asia) – HSI R Bull CBBC Sep 2017 R	200,000,000	2016/11/15	2017/09/28	50.00
62739	Goldman Sachs SP (Asia) – HSI R Bear CBBC Apr 2017 B	200,000,000	2016/11/15	2017/04/27	50.00
62702	HK Bank – HSI R Bull CBBC Sep 2017 I	150,000,000	2016/11/15	2017/09/28	37.50
62701	HK Bank – HSI R Bear CBBC Sep 2017 E	200,000,000	2016/11/15	2017/09/28	50.00

# MAIN BOARD CALLABLE BULL/BEAR CONTRACTS

Code	Callable Bull/Bear Contracts	No. of issue (units)	Listing date	Expiry	Amount raised (HK\$ mil.)
62699	HK Bank – SHK Ppt R Bull CBBC Dec 2017 B	40,000,000	2016/11/15	2017/12/22	10.00
62700	HK Bank – SHK Ppt R Bear CBBC Sep 2017 B	40,000,000	2016/11/15	2017/09/14	10.00
62723	J P Morgan SP BV – HSI R Bull CBBC Nov 2017 R	200,000,000	2016/11/15	2017/11/29	50.00
62724	J P Morgan SP BV – HSI R Bear CBBC Mar 2017 F	200,000,000	2016/11/15	2017/03/30	50.00
62726	J P Morgan SP BV – SHK Ppt R Bull CBBC Dec 2017 A	80,000,000	2016/11/15	2017/12/15	20.00
62727	J P Morgan SP BV – SHK Ppt R Bull CBBC Jan 2018 A	80,000,000	2016/11/15	2018/01/19	20.00
62725	J P Morgan SP BV – China Vanke R Bull CBBC Feb 2018 A	300,000,000	2016/11/15	2018/02/15	75.00
62707	SG Issuer – AAC Tech R Bull CBBC Aug 2017 A	100,000,000	2016/11/15	2017/08/30	25.00
62706	SG Issuer – AAC Tech R Bull CBBC Oct 2017 A	100,000,000	2016/11/15	2017/10/30	25.00
62713	SG Issuer – BOC HK R Bull CBBC Jul 2018 A	100,000,000	2016/11/15	2018/07/30	25.00
62712	SG Issuer – BOC HK R Bull CBBC Oct 2018 A	100,000,000	2016/11/15	2018/10/30	25.00
62711	SG Issuer – BOC HK R Bull CBBC Dec 2018 A	100,000,000	2016/11/15	2018/12/28	25.00
62718	SG Issuer – Geely Auto R Bull CBBC May 2018 A	40,000,000	2016/11/15	2018/05/30	10.00
62716	SG Issuer – Geely Auto R Bull CBBC Jul 2018 A	40,000,000	2016/11/15	2018/07/30	10.00
62715	SG Issuer – Geely Auto R Bull CBBC Sep 2018 A	40,000,000	2016/11/15	2018/09/27	10.00
62714	SG Issuer – Geely Auto R Bull CBBC Nov 2018 A	40,000,000	2016/11/15	2018/11/29	10.00
62731	SG Issuer – HSI R Bull CBBC Mar 2018 L	200,000,000	2016/11/15	2018/03/28	50.00
62733	SG Issuer – HSI R Bull CBBC Mar 2018 N	200,000,000	2016/11/15	2018/03/28	50.00
62736	SG Issuer – HSI R Bull CBBC Mar 2018 P	200,000,000	2016/11/15	2018/03/28	50.00
62742	UBS AG – HSI R Bull CBBC Nov 2017 A	250,000,000	2016/11/15	2017/11/29	62.50
62741	UBS AG – HSI R Bull CBBC Nov 2017 R	200,000,000	2016/11/15	2017/11/29	50.00
62744	UBS AG – HSI R Bear CBBC Feb 2017 A	250,000,000	2016/11/15	2017/02/27	62.50
62745	BNP Paribas Arbit Issu B.V. – HSI R Bull CBBC Nov 2017 H	250,000,000	2016/11/16	2017/11/29	62.50
62752	BNP Paribas Arbit Issu B.V. – HSI R Bull CBBC Nov 2017 I	250,000,000	2016/11/16	2017/11/29	62.50
62756	BNP Paribas Arbit Issu B.V. – HSI R Bull CBBC Nov 2017 J	250,000,000	2016/11/16	2017/11/29	62.50
62746	BNP Paribas Arbit Issu B.V. – HSI R Bull CBBC Dec 2017 A	250,000,000	2016/11/16	2017/12/28	62.50
62754	BNP Paribas Arbit Issu B.V. – HSI R Bull CBBC Dec 2017 B	250,000,000	2016/11/16	2017/12/28	62.50
62758	BNP Paribas Arbit Issu B.V. – HSI R Bull CBBC Dec 2017 F	250,000,000	2016/11/16	2017/12/28	62.50
62782	BNP Paribas Arbit Issu B.V. – HSI R Bull CBBC Dec 2017 G	250,000,000	2016/11/16	2017/12/28	62.50
62792	BNP Paribas Arbit Issu B.V. – HSI R Bear CBBC Feb 2017 L	250,000,000	2016/11/16	2017/02/27	62.50
62786	BNP Paribas Arbit Issu B.V. – HSI R Bear CBBC Feb 2017 Y	250,000,000	2016/11/16	2017/02/27	62.50
62783	BNP Paribas Arbit Issu B.V. – HSI R Bear CBBC Mar 2017 B	250,000,000	2016/11/16	2017/03/30	62.50
62784	BNP Paribas Arbit Issu B.V. – HSI R Bear CBBC Mar 2017 H	250,000,000	2016/11/16	2017/03/30	62.50
62787	BNP Paribas Arbit Issu B.V. – HSI R Bear CBBC Mar 2017 K	250,000,000	2016/11/16	2017/03/30	62.50
62791	BNP Paribas Arbit Issu B.V. – HSI R Bear CBBC Mar 2017 Q	250,000,000	2016/11/16	2017/03/30	62.50
62820	Credit Suisse AG – HSCEI R Bull CBBC Oct 2017 A	100,000,000	2016/11/16	2017/10/30	25.00
62818	Credit Suisse AG – HSCEI R Bull CBBC Nov 2017 C	100,000,000	2016/11/16	2017/11/29	25.00
62769	Credit Suisse AG – HSI R Bull CBBC Sep 2017 J	200,000,000	2016/11/16	2017/09/28	50.00
62781	Credit Suisse AG – HSI R Bull CBBC Sep 2017 L	200,000,000	2016/11/16	2017/09/28	50.00
62809	Credit Suisse AG – HSI R Bull CBBC Oct 2017 B	200,000,000	2016/11/16	2017/10/30	50.00
62776	Credit Suisse AG – HSI R Bull CBBC Nov 2017 L	200,000,000	2016/11/16	2017/11/29	50.00
62772	Credit Suisse AG – HSI R Bull CBBC Dec 2017 X	200,000,000	2016/11/16	2017/12/28	50.00
62774	Credit Suisse AG – HSI R Bull CBBC Dec 2017 Y	200,000,000	2016/11/16	2017/12/28	50.00
62806	Credit Suisse AG – HSI R Bull CBBC Dec 2017 Z	250,000,000	2016/11/16	2017/12/28	62.50
62813	Credit Suisse AG – HSI R Bear CBBC Feb 2017 Y	200,000,000	2016/11/16	2017/02/27	50.00

# MAIN BOARD CALLABLE BULL/BEAR CONTRACTS

Code	Callable Bull/Bear Contracts	No. of issue (units)	Listing date	Expiry	Amount raised (HK\$ mil.)
62817	Credit Suisse AG – HSI R Bear CBBC Mar 2017 W	200,000,000	2016/11/16	2017/03/30	50.00
62815	Credit Suisse AG – HSI R Bear CBBC Apr 2017 L	200,000,000	2016/11/16	2017/04/27	50.00
62810	Credit Suisse AG – HSI R Bear CBBC Dec 2017 A	250,000,000	2016/11/16	2017/12/28	62.50
62748	Goldman Sachs SP (Asia) – HSI R Bull CBBC Sep 2017 S	200,000,000	2016/11/16	2017/09/28	50.00
62751	Goldman Sachs SP (Asia) – HSI R Bull CBBC Sep 2017 T	200,000,000	2016/11/16	2017/09/28	50.00
62800	Goldman Sachs SP (Asia) – HSI R Bull CBBC Sep 2017 U	200,000,000	2016/11/16	2017/09/28	50.00
62801	Goldman Sachs SP (Asia) – HSI R Bull CBBC Sep 2017 V	200,000,000	2016/11/16	2017/09/28	50.00
62804	Goldman Sachs SP (Asia) – HSI R Bull CBBC Sep 2017 W	200,000,000	2016/11/16	2017/09/28	50.00
62805	Goldman Sachs SP (Asia) – HSI R Bear CBBC Apr 2017 C	200,000,000	2016/11/16	2017/04/27	50.00
62855	Goldman Sachs SP (Asia) – HSI R Bear CBBC Apr 2017 D	200,000,000	2016/11/16	2017/04/27	50.00
62856	Goldman Sachs SP (Asia) – HSI R Bear CBBC Apr 2017 E	200,000,000	2016/11/16	2017/04/27	50.00
62766	HK Bank – HSCEI R Bear CBBC Apr 2017 F	50,000,000	2016/11/16	2017/04/27	12.50
62765	HK Bank – HSCEI R Bear CBBC Sep 2017 A	50,000,000	2016/11/16	2017/09/28	12.50
62760	HK Bank – HSI R Bull CBBC Sep 2017 J	150,000,000	2016/11/16	2017/09/28	37.50
62761	HK Bank – HSI R Bull CBBC Oct 2017 H	150,000,000	2016/11/16	2017/10/30	37.50
62762	HK Bank – HSI R Bull CBBC Nov 2017 B	200,000,000	2016/11/16	2017/11/29	50.00
62763	HK Bank – HSI R Bull CBBC Nov 2017 C	200,000,000	2016/11/16	2017/11/29	50.00
62764	HK Bank – HSI R Bear CBBC Apr 2017 Q	150,000,000	2016/11/16	2017/04/27	37.50
62857	J P Morgan SP BV – Geely Auto R Bull CBBC Dec 2017 A	80,000,000	2016/11/16	2017/12/15	20.00
62865	J P Morgan SP BV – Geely Auto R Bull CBBC Feb 2018 A	80,000,000	2016/11/16	2018/02/15	20.00
62845	J P Morgan SP BV – HSI R Bull CBBC Oct 2017 X	200,000,000	2016/11/16	2017/10/30	50.00
62848	J P Morgan SP BV – HSI R Bull CBBC Nov 2017 Z	200,000,000	2016/11/16	2017/11/29	50.00
62852	J P Morgan SP BV – HSI R Bull CBBC Jan 2018 X	200,000,000	2016/11/16	2018/01/30	50.00
62860	J P Morgan SP BV – HSI R Bear CBBC Feb 2017 T	200,000,000	2016/11/16	2017/02/27	50.00
62854	J P Morgan SP BV – HSI R Bear CBBC Feb 2017 V	200,000,000	2016/11/16	2017/02/27	50.00
62862	J P Morgan SP BV – HSI R Bear CBBC Feb 2017 X	200,000,000	2016/11/16	2017/02/27	50.00
62822	SG Issuer – HSI R Bull CBBC Dec 2017 N	200,000,000	2016/11/16	2017/12/28	50.00
62795	SG Issuer – HSI R Bull CBBC Mar 2018 H	200,000,000	2016/11/16	2018/03/28	50.00
62793	SG Issuer – HSI R Bull CBBC Mar 2018 W	200,000,000	2016/11/16	2018/03/28	50.00
62794	SG Issuer – HSI R Bull CBBC Mar 2018 Z	200,000,000	2016/11/16	2018/03/28	50.00
62797	SG Issuer – HSI R Bear CBBC Mar 2017 H	200,000,000	2016/11/16	2017/03/30	50.00
62798	SG Issuer – HSI R Bear CBBC Mar 2017 I	200,000,000	2016/11/16	2017/03/30	50.00
62823	SG Issuer – HSI R Bear CBBC Mar 2017 J	200,000,000	2016/11/16	2017/03/30	50.00
62842	UBS AG – HSI R Bull CBBC Sep 2017 N	250,000,000	2016/11/16	2017/09/28	62.50
62844	UBS AG – HSI R Bull CBBC Sep 2017 Q	250,000,000	2016/11/16	2017/09/28	62.50
62825	UBS AG – HSI R Bull CBBC Sep 2017 Z	250,000,000	2016/11/16	2017/09/28	62.50
62826	UBS AG – HSI R Bull CBBC Oct 2017 B	250,000,000	2016/11/16	2017/10/30	62.50
62829	UBS AG – HSI R Bull CBBC Oct 2017 H	250,000,000	2016/11/16	2017/10/30	62.50
62831	UBS AG – HSI R Bull CBBC Nov 2017 J	250,000,000	2016/11/16	2017/11/29	62.50
62830	UBS AG – HSI R Bull CBBC Nov 2017 Y	200,000,000	2016/11/16	2017/11/29	50.00
62843	UBS AG – HSI R Bull CBBC Dec 2017 Z	250,000,000	2016/11/16	2017/12/28	62.50
62836	UBS AG – HSI R Bear CBBC Mar 2017 W	200,000,000	2016/11/16	2017/03/30	50.00
62835	UBS AG – HSI R Bear CBBC Apr 2017 H	250,000,000	2016/11/16	2017/04/27	62.50
62837	UBS AG – HSI R Bear CBBC Apr 2017 I	250,000,000	2016/11/16	2017/04/27	62.50
62838	UBS AG – HSI R Bear CBBC Apr 2017 J	250,000,000	2016/11/16	2017/04/27	62.50

# MAIN BOARD CALLABLE BULL/BEAR CONTRACTS

Code	Callable Bull/Bear Contracts	No. of issue (units)	Listing date	Expiry	Amount raised (HK\$ mil.)
62899	Credit Suisse AG – HSI R Bull CBBC Sep 2017 K	200,000,000	2016/11/17	2017/09/28	50.00
62895	Credit Suisse AG – HSI R Bull CBBC Oct 2017 J	200,000,000	2016/11/17	2017/10/30	50.00
62897	Credit Suisse AG – HSI R Bull CBBC Nov 2017 E	200,000,000	2016/11/17	2017/11/29	50.00
62890	Credit Suisse AG – HSI R Bear CBBC Mar 2017 L	200,000,000	2016/11/17	2017/03/30	50.00
62893	Credit Suisse AG – HSI R Bear CBBC Mar 2017 U	200,000,000	2016/11/17	2017/03/30	50.00
62894	Credit Suisse AG – HSI R Bear CBBC Apr 2017 M	200,000,000	2016/11/17	2017/04/27	50.00
62901	Credit Suisse AG – Tencent R Bull CBBC Sep 2017 D	40,000,000	2016/11/17	2017/09/12	10.00
62925	Goldman Sachs SP (Asia) – HSI R Bull CBBC Sep 2017 X	200,000,000	2016/11/17	2017/09/28	50.00
62927	Goldman Sachs SP (Asia) – HSI R Bull CBBC Oct 2017 Z	200,000,000	2016/11/17	2017/10/30	50.00
62923	Goldman Sachs SP (Asia) – HSI R Bear CBBC Apr 2017 F	200,000,000	2016/11/17	2017/04/27	50.00
62866	Goldman Sachs SP (Asia) – HSI R Bear CBBC Sep 2017 A	200,000,000	2016/11/17	2017/09/28	50.00
62888	HK Bank – BOCL R Bull CBBC Oct 2017 A	50,000,000	2016/11/17	2017/10/16	12.50
62889	HK Bank – CNOOC R Bull CBBC Oct 2017 D	50,000,000	2016/11/17	2017/10/16	12.50
62873	HK Bank – Sinopec Corp R Bull CBBC Oct 2017 C	50,000,000	2016/11/17	2017/10/16	12.50
62875	HK Bank – Galaxy Ent R Bear CBBC Nov 2017 B	40,000,000	2016/11/17	2017/11/16	10.00
62874	HK Bank – HSCEI R Bull CBBC Aug 2017 F	60,000,000	2016/11/17	2017/08/30	15.00
62871	HK Bank – HSI R Bull CBBC Jul 2017 M	150,000,000	2016/11/17	2017/07/28	37.50
62870	HK Bank – HSI R Bull CBBC Aug 2017 N	150,000,000	2016/11/17	2017/08/30	37.50
62868	HK Bank – HSI R Bull CBBC Sep 2017 K	150,000,000	2016/11/17	2017/09/28	37.50
62867	HK Bank – HSI R Bull CBBC Oct 2017 I	150,000,000	2016/11/17	2017/10/30	37.50
62963	J P Morgan SP BV – China Life R Bull CBBC Mar 2018 B	100,000,000	2016/11/17	2018/03/16	25.00
62949	J P Morgan SP BV – HKEX R Bull CBBC Dec 2017 E	40,000,000	2016/11/17	2017/12/15	10.00
62964	J P Morgan SP BV – HSBC R Bull CBBC Jan 2018 B	100,000,000	2016/11/17	2018/01/19	25.00
62968	J P Morgan SP BV – HSI R Bull CBBC Oct 2017 L	200,000,000	2016/11/17	2017/10/30	50.00
62970	J P Morgan SP BV – HSI R Bull CBBC Nov 2017 C	200,000,000	2016/11/17	2017/11/29	50.00
62972	J P Morgan SP BV – HSI R Bull CBBC Nov 2017 E	200,000,000	2016/11/17	2017/11/29	50.00
62977	J P Morgan SP BV – HSI R Bull CBBC Jan 2018 Y	200,000,000	2016/11/17	2018/01/30	50.00
62932	J P Morgan SP BV – HSI R Bear CBBC Feb 2017 F	200,000,000	2016/11/17	2017/02/27	50.00
62928	J P Morgan SP BV – HSI R Bear CBBC Feb 2017 Y	200,000,000	2016/11/17	2017/02/27	50.00
62931	J P Morgan SP BV – HSI R Bear CBBC Apr 2017 G	200,000,000	2016/11/17	2017/04/27	50.00
62960	J P Morgan SP BV – Ping An R Bull CBBC Dec 2017 D	200,000,000	2016/11/17	2017/12/15	50.00
62948	J P Morgan SP BV – Tencent R Bull CBBC Dec 2017 G	40,000,000	2016/11/17	2017/12/15	10.00
62938	SG Issuer – HSI R Bull CBBC Mar 2018 I	200,000,000	2016/11/17	2018/03/28	50.00
62934	SG Issuer – HSI R Bull CBBC Mar 2018 J	200,000,000	2016/11/17	2018/03/28	50.00
62936	SG Issuer – HSI R Bull CBBC Mar 2018 K	200,000,000	2016/11/17	2018/03/28	50.00
62940	SG Issuer – HSI R Bull CBBC Mar 2018 O	200,000,000	2016/11/17	2018/03/28	50.00
62942	SG Issuer – HSI R Bull CBBC Mar 2018 S	200,000,000	2016/11/17	2018/03/28	50.00
62943	SG Issuer – HSI R Bull CBBC Mar 2018 V	200,000,000	2016/11/17	2018/03/28	50.00
62944	SG Issuer – HSI R Bear CBBC Mar 2017 K	200,000,000	2016/11/17	2017/03/30	50.00
62945	SG Issuer – HSI R Bear CBBC Mar 2017 L	200,000,000	2016/11/17	2017/03/30	50.00
62922	UBS AG – HSCEI R Bear CBBC Mar 2017 A	100,000,000	2016/11/17	2017/03/30	25.00
62913	UBS AG – HSI R Bull CBBC Sep 2017 A	200,000,000	2016/11/17	2017/09/28	50.00
62915	UBS AG – HSI R Bull CBBC Sep 2017 J	250,000,000	2016/11/17	2017/09/28	62.50
62914	UBS AG – HSI R Bull CBBC Sep 2017 Y	250,000,000	2016/11/17	2017/09/28	62.50
62903	UBS AG – HSI R Bear CBBC Mar 2017 X	250,000,000	2016/11/17	2017/03/30	62.50

# MAIN BOARD CALLABLE BULL/BEAR CONTRACTS

Code	Callable Bull/Bear Contracts	No. of issue (units)	Listing date	Expiry	Amount raised (HK\$ mil.)
62911	UBS AG – HSI R Bear CBBC Mar 2017 Y	200,000,000	2016/11/17	2017/03/30	50.00
62905	UBS AG – HSI R Bear CBBC Apr 2017 K	200,000,000	2016/11/17	2017/04/27	50.00
63042	Credit Suisse AG – HSBC R Bull CBBC Nov 2017 C	50,000,000	2016/11/18	2017/11/28	12.50
63041	Credit Suisse AG – HSBC R Bull CBBC Dec 2017 C	50,000,000	2016/11/18	2017/12/29	12.50
63029	Credit Suisse AG – HSI R Bull CBBC Sep 2017 R	200,000,000	2016/11/18	2017/09/28	50.00
63040	Credit Suisse AG – HSI R Bull CBBC Oct 2017 K	200,000,000	2016/11/18	2017/10/30	50.00
63038	Credit Suisse AG – HSI R Bull CBBC Nov 2017 S	200,000,000	2016/11/18	2017/11/29	50.00
63046	Credit Suisse AG – HSI R Bear CBBC Mar 2017 Z	200,000,000	2016/11/18	2017/03/30	50.00
63047	Credit Suisse AG – HSI R Bear CBBC Apr 2017 N	200,000,000	2016/11/18	2017/04/27	50.00
63016	Goldman Sachs SP (Asia) – HSI R Bull CBBC Oct 2017 B	200,000,000	2016/11/18	2017/10/30	50.00
63115	Goldman Sachs SP (Asia) – HSI R Bear CBBC Apr 2017 G	200,000,000	2016/11/18	2017/04/27	50.00
63017	HK Bank – HKEX R Bull CBBC Oct 2017 I	50,000,000	2016/11/18	2017/10/23	12.50
63019	HK Bank – HKEX R Bull CBBC Nov 2017 D	50,000,000	2016/11/18	2017/11/30	12.50
63018	HK Bank – Sands China R Bull CBBC Aug 2017 D	40,000,000	2016/11/18	2017/08/18	10.00
63023	HK Bank – Tencent R Bull CBBC Sep 2017 H	50,000,000	2016/11/18	2017/09/28	12.50
63024	HK Bank – Tencent R Bull CBBC Oct 2017 E	50,000,000	2016/11/18	2017/10/23	12.50
63055	J P Morgan SP BV – China Mobile R Bear CBBC Aug 2017 A	100,000,000	2016/11/18	2017/08/18	25.00
63056	J P Morgan SP BV – CSOP A50 ETF R Bull CBBC Sep 2017 B	100,000,000	2016/11/18	2017/09/15	25.00
63057	J P Morgan SP BV – A50 China R Bull CBBC Nov 2017 C	100,000,000	2016/11/18	2017/11/17	25.00
63051	J P Morgan SP BV – HKEX R Bull CBBC Dec 2017 F	40,000,000	2016/11/18	2017/12/15	10.00
63053	J P Morgan SP BV – HSBC R Bull CBBC Dec 2017 D	100,000,000	2016/11/18	2017/12/15	25.00
63027	J P Morgan SP BV – HSI R Bull CBBC Oct 2017 G	200,000,000	2016/11/18	2017/10/30	50.00
63028	J P Morgan SP BV – HSI R Bull CBBC Nov 2017 F	200,000,000	2016/11/18	2017/11/29	50.00
63062	J P Morgan SP BV – HSI R Bull CBBC Nov 2017 G	200,000,000	2016/11/18	2017/11/29	50.00
63061	J P Morgan SP BV – HSI R Bear CBBC Mar 2017 G	200,000,000	2016/11/18	2017/03/30	50.00
63060	J P Morgan SP BV – HSI R Bear CBBC Apr 2017 H	200,000,000	2016/11/18	2017/04/27	50.00
63049	J P Morgan SP BV – Tencent R Bear CBBC Dec 2017 B	40,000,000	2016/11/18	2017/12/15	10.00
62978	SG Issuer – AIA R Bear CBBC Jul 2017 B	100,000,000	2016/11/18	2017/07/28	25.00
62991	SG Issuer – COVS R Bull CBBC Oct 2018 A	100,000,000	2016/11/18	2018/10/30	25.00
62993	SG Issuer – COVS R Bear CBBC Sep 2017 A	100,000,000	2016/11/18	2017/09/28	25.00
62995	SG Issuer – COVS R Bear CBBC Nov 2017 A	100,000,000	2016/11/18	2017/11/29	25.00
63006	SG Issuer – CP&CC R Bull CBBC Jul 2018 A	40,000,000	2016/11/18	2018/07/30	10.00
62999	SG Issuer – A50 R Bull CBBC Jan 2018 A	40,000,000	2016/11/18	2018/01/30	10.00
63003	SG Issuer – A50 R Bull CBBC Mar 2018 A	40,000,000	2016/11/18	2018/03/28	10.00
62996	SG Issuer – HSBC R Bull CBBC Mar 2018 D	100,000,000	2016/11/18	2018/03/28	25.00
63083	SG Issuer – HSI R Bull CBBC Mar 2018 A	200,000,000	2016/11/18	2018/03/28	50.00
63087	SG Issuer – HSI R Bull CBBC Mar 2018 E	200,000,000	2016/11/18	2018/03/28	50.00
63088	SG Issuer – HSI R Bull CBBC Mar 2018 G	200,000,000	2016/11/18	2018/03/28	50.00
63107	SG Issuer – HSI R Bull CBBC Mar 2018 T	200,000,000	2016/11/18	2018/03/28	50.00
63015	SG Issuer – HSI R Bull CBBC Mar 2018 X	200,000,000	2016/11/18	2018/03/28	50.00
63108	SG Issuer – HSI R Bear CBBC Mar 2017 M	200,000,000	2016/11/18	2017/03/30	50.00
63005	SG Issuer – Lenovo R Bull CBBC Oct 2018 A	40,000,000	2016/11/18	2018/10/30	10.00
63012	SG Issuer – SHK Ppt P R Bull CBBC Aug 2018 A	100,000,000	2016/11/18	2018/08/30	25.00
63014	SG Issuer – Tencent R Bear CBBC May 2018 A	100,000,000	2016/11/18	2018/05/30	25.00
63078	UBS AG – AIA R Bull CBBC Sep 2017 A	100,000,000	2016/11/18	2017/09/11	25.00

# MAIN BOARD CALLABLE BULL/BEAR CONTRACTS

Code	Callable Bull/Bear Contracts	No. of issue (units)	Listing date	Expiry	Amount raised (HK\$ mil.)
63076	UBS AG – China Mobile R Bull CBBC Dec 2017 A	100,000,000	2016/11/18	2017/12/18	25.00
63063	UBS AG – HSI R Bull CBBC Sep 2017 M	200,000,000	2016/11/18	2017/09/28	50.00
63069	UBS AG – HSI R Bull CBBC Sep 2017 O	250,000,000	2016/11/18	2017/09/28	62.50
63068	UBS AG – HSI R Bull CBBC Oct 2017 O	200,000,000	2016/11/18	2017/10/30	50.00
63072	UBS AG – HSI R Bull CBBC Oct 2017 Q	250,000,000	2016/11/18	2017/10/30	62.50
63070	UBS AG – HSI R Bull CBBC Nov 2017 O	250,000,000	2016/11/18	2017/11/29	62.50
63066	UBS AG – HSI R Bull CBBC Nov 2017 P	250,000,000	2016/11/18	2017/11/29	62.50
63067	UBS AG – HSI R Bull CBBC Dec 2017 C	200,000,000	2016/11/18	2017/12/28	50.00
63082	UBS AG – HSI R Bear CBBC Mar 2017 D	250,000,000	2016/11/18	2017/03/30	62.50
63079	UBS AG – HSI R Bear CBBC Mar 2017 Z	250,000,000	2016/11/18	2017/03/30	62.50
63074	UBS AG – Tencent R Bull CBBC Jun 2017 G	50,000,000	2016/11/18	2017/06/19	12.50
63073	UBS AG – Tencent R Bull CBBC Sep 2017 B	50,000,000	2016/11/18	2017/09/11	12.50
63164	BNP Paribas Arbit Issu B.V. – HSI R Bear CBBC Feb 2017 O	250,000,000	2016/11/21	2017/02/27	62.50
63154	Credit Suisse AG – HSI R Bull CBBC Nov 2017 C	200,000,000	2016/11/21	2017/11/29	50.00
63155	Credit Suisse AG – HSI R Bull CBBC Dec 2017 F	200,000,000	2016/11/21	2017/12/28	50.00
63157	Credit Suisse AG – HSI R Bear CBBC Apr 2017 O	200,000,000	2016/11/21	2017/04/27	50.00
63158	Credit Suisse AG – HSI R Bear CBBC Apr 2017 P	200,000,000	2016/11/21	2017/04/27	50.00
63159	Credit Suisse AG – HSI R Bear CBBC Apr 2017 Q	200,000,000	2016/11/21	2017/04/27	50.00
63133	Goldman Sachs SP (Asia) – HSI R Bull CBBC Dec 2017 G	200,000,000	2016/11/21	2017/12/28	50.00
63166	Goldman Sachs SP (Asia) – HSI R Bear CBBC Feb 2017 I	200,000,000	2016/11/21	2017/02/27	50.00
63129	HK Bank – ABC R Bull CBBC Oct 2017 A	50,000,000	2016/11/21	2017/10/31	12.50
63123	HK Bank – China Mobile R Bull CBBC Oct 2017 C	50,000,000	2016/11/21	2017/10/31	12.50
63124	HK Bank – China Mobile R Bear CBBC Apr 2017 E	40,000,000	2016/11/21	2017/04/27	10.00
63122	HK Bank – A50 R Bull CBBC Jul 2017 C	50,000,000	2016/11/21	2017/07/17	12.50
63127	HK Bank – HSI R Bear CBBC Apr 2017 R	150,000,000	2016/11/21	2017/04/27	37.50
63125	HK Bank – Tencent R Bear CBBC Mar 2017 D	40,000,000	2016/11/21	2017/03/31	10.00
63126	HK Bank – Tencent R Bear CBBC Mar 2017 E	40,000,000	2016/11/21	2017/03/17	10.00
63140	Haitong Int'l Sec – AAC Tech R Bull CBBC Oct 2017 A	40,000,000	2016/11/21	2017/10/19	10.00
63135	Haitong Int'l Sec – China Mobile R Bull CBBC Sep 2017 C	40,000,000	2016/11/21	2017/09/28	10.00
63145	Haitong Int'l Sec – Geely Auto R Bull CBBC Sep 2017 A	40,000,000	2016/11/21	2017/09/27	10.00
63148	Haitong Int'l Sec – HSBC R Bull CBBC Nov 2017 A	40,000,000	2016/11/21	2017/11/29	10.00
63136	Haitong Int'l Sec – Tencent R Bull CBBC Sep 2017 C	40,000,000	2016/11/21	2017/09/28	10.00
63147	Haitong Int'l Sec – China Vanke R Bull CBBC Sep 2017 A	40,000,000	2016/11/21	2017/09/13	10.60
63116	J P Morgan SP BV – HSI R Bull CBBC Oct 2017 J	200,000,000	2016/11/21	2017/10/30	50.00
63117	J P Morgan SP BV – HSI R Bull CBBC Jan 2018 F	200,000,000	2016/11/21	2018/01/30	50.00
63180	J P Morgan SP BV – HSI R Bear CBBC Feb 2017 M	200,000,000	2016/11/21	2017/02/27	50.00
63181	J P Morgan SP BV – HSI R Bear CBBC Mar 2017 H	200,000,000	2016/11/21	2017/03/30	50.00
63182	J P Morgan SP BV – HSI R Bear CBBC Mar 2017 I	200,000,000	2016/11/21	2017/03/30	50.00
63179	J P Morgan SP BV – SHK Ppt R Bull CBBC Feb 2018 A	80,000,000	2016/11/21	2018/02/15	20.00
63176	J P Morgan SP BV – Tencent R Bull CBBC Sep 2017 E	40,000,000	2016/11/21	2017/09/15	10.00
63118	J P Morgan SP BV – Tencent R Bull CBBC Nov 2017 E	40,000,000	2016/11/21	2017/11/17	10.00
63119	J P Morgan SP BV – Tencent R Bull CBBC Dec 2017 H	40,000,000	2016/11/21	2017/12/15	10.00
63178	J P Morgan SP BV – Tencent R Bear CBBC Nov 2017 F	40,000,000	2016/11/21	2017/11/17	10.00
63152	Macquarie Bank Ltd. – HSI R Bear CBBC Dec 2017 A	80,000,000	2016/11/21	2017/12/28	20.00
63153	Macquarie Bank Ltd. – HSI R Bear CBBC Dec 2017 B	80,000,000	2016/11/21	2017/12/28	20.00

# MAIN BOARD CALLABLE BULL/BEAR CONTRACTS

Code	Callable Bull/Bear Contracts	No. of issue (units)	Listing date	Expiry	Amount raised (HK\$ mil.)
63196	SG Issuer – CMob R Bear CBBC Jul 2017 A	100,000,000	2016/11/21	2017/07/28	25.00
63195	SG Issuer – CMob R Bear CBBC Sep 2018 A	100,000,000	2016/11/21	2018/09/27	25.00
63206	SG Issuer – HKEX R Bull CBBC Oct 2018 A	100,000,000	2016/11/21	2018/10/30	25.00
63201	SG Issuer – HKEX R Bull CBBC Nov 2018 A	100,000,000	2016/11/21	2018/11/29	25.00
63207	SG Issuer – HKEX R Bull CBBC Nov 2018 B	100,000,000	2016/11/21	2018/11/29	25.00
63213	SG Issuer – HKEX R Bear CBBC Jun 2018 A	100,000,000	2016/11/21	2018/06/28	25.00
63209	SG Issuer – HKEX R Bear CBBC Sep 2018 A	100,000,000	2016/11/21	2018/09/27	25.00
63167	SG Issuer – HSI R Bull CBBC Mar 2018 Y	200,000,000	2016/11/21	2018/03/28	50.00
63175	SG Issuer – HSI R Bear CBBC Mar 2017 C	200,000,000	2016/11/21	2017/03/30	50.00
63171	SG Issuer – HSI R Bear CBBC Mar 2017 N	200,000,000	2016/11/21	2017/03/30	50.00
63173	SG Issuer – HSI R Bear CBBC Mar 2017 U	200,000,000	2016/11/21	2017/03/30	50.00
63174	SG Issuer – HSI R Bear CBBC Mar 2017 X	200,000,000	2016/11/21	2017/03/30	50.00
63216	SG Issuer – Tencent R Bull CBBC Sep 2018 A	100,000,000	2016/11/21	2018/09/27	25.00
63215	SG Issuer – Tencent R Bull CBBC Nov 2018 A	100,000,000	2016/11/21	2018/11/29	25.00
63218	SG Issuer – Tencent R Bear CBBC Jun 2017 B	100,000,000	2016/11/21	2017/06/29	25.00
63220	SG Issuer – Tencent R Bear CBBC Jun 2017 C	100,000,000	2016/11/21	2017/06/29	25.00
63217	SG Issuer – Tencent R Bear CBBC Aug 2017 A	100,000,000	2016/11/21	2017/08/30	25.00
63219	SG Issuer – Tencent R Bear CBBC Aug 2017 B	100,000,000	2016/11/21	2017/08/30	25.00
63184	UBS AG – HSI R Bull CBBC Sep 2017 D	250,000,000	2016/11/21	2017/09/28	62.50
63183	UBS AG – HSI R Bull CBBC Oct 2017 J	300,000,000	2016/11/21	2017/10/30	75.00
63186	UBS AG – HSI R Bull CBBC Dec 2017 D	200,000,000	2016/11/21	2017/12/28	50.00
63191	UBS AG – HSI R Bear CBBC Feb 2017 I	250,000,000	2016/11/21	2017/02/27	62.50
63190	UBS AG – HSI R Bear CBBC Feb 2017 L	250,000,000	2016/11/21	2017/02/27	62.50
63189	UBS AG – HSI R Bear CBBC Mar 2017 E	200,000,000	2016/11/21	2017/03/30	50.00
63193	UBS AG – HSI R Bear CBBC Apr 2017 L	200,000,000	2016/11/21	2017/04/27	50.00
63247	Credit Suisse AG – China Life R Bull CBBC Nov 2017 A	50,000,000	2016/11/22	2017/11/13	12.50
63248	Credit Suisse AG – HSI R Bull CBBC Oct 2017 G	200,000,000	2016/11/22	2017/10/30	50.00
63245	Credit Suisse AG – HSI R Bear CBBC Apr 2017 R	200,000,000	2016/11/22	2017/04/27	50.00
63246	Credit Suisse AG – HSI R Bear CBBC Apr 2017 S	200,000,000	2016/11/22	2017/04/27	50.00
63290	Goldman Sachs SP (Asia) – HSI R Bull CBBC Dec 2017 H	200,000,000	2016/11/22	2017/12/28	50.00
63289	Goldman Sachs SP (Asia) – HSI R Bear CBBC Feb 2017 S	200,000,000	2016/11/22	2017/02/27	50.00
63227	HK Bank – BOCL R Bear CBBC Aug 2017 A	40,000,000	2016/11/22	2017/08/31	10.00
63222	HK Bank – COVS R Bull CBBC Nov 2017 B	40,000,000	2016/11/22	2017/11/30	24.00
63237	HK Bank – PetCh R Bull CBBC Nov 2017 A	50,000,000	2016/11/22	2017/11/30	12.50
63224	HK Bank – Sands China R Bear CBBC Aug 2017 A	40,000,000	2016/11/22	2017/08/31	10.00
63231	HK Bank – Tencent R Bull CBBC Aug 2017 K	50,000,000	2016/11/22	2017/08/31	12.50
63301	J P Morgan SP BV – HSBC R Bull CBBC Nov 2017 F	100,000,000	2016/11/22	2017/11/17	25.00
63302	J P Morgan SP BV – HSBC R Bear CBBC Jul 2017 A	100,000,000	2016/11/22	2017/07/21	25.00
63297	J P Morgan SP BV – HSI R Bull CBBC Oct 2017 Y	200,000,000	2016/11/22	2017/10/30	50.00
63298	J P Morgan SP BV – HSI R Bull CBBC Jan 2018 G	200,000,000	2016/11/22	2018/01/30	50.00
63295	J P Morgan SP BV – HSI R Bear CBBC Mar 2017 J	200,000,000	2016/11/22	2017/03/30	50.00
63299	J P Morgan SP BV – HSI R Bear CBBC Mar 2017 K	200,000,000	2016/11/22	2017/03/30	50.00
63303	J P Morgan SP BV – Tencent R Bull CBBC Oct 2017 E	40,000,000	2016/11/22	2017/10/20	10.00
63300	J P Morgan SP BV – Tencent R Bear CBBC Nov 2017 G	40,000,000	2016/11/22	2017/11/17	10.00
63239	SG Issuer – CMob R Bull CBBC Jul 2018 A	100,000,000	2016/11/22	2018/07/30	25.00



# MAIN BOARD CALLABLE BULL/BEAR CONTRACTS

Code	Callable Bull/Bear Contracts	No. of issue (units)	Listing date	Expiry	Amount raised (HK\$ mil.)
63238	SG Issuer – CMob R Bull CBBC Oct 2018 A	100,000,000	2016/11/22	2018/10/30	25.00
63291	SG Issuer – HSI R Bull CBBC Mar 2018 F	200,000,000	2016/11/22	2018/03/28	50.00
63292	SG Issuer – HSI R Bear CBBC Mar 2017 D	200,000,000	2016/11/22	2017/03/30	50.00
63294	SG Issuer – HSI R Bear CBBC Mar 2017 T	200,000,000	2016/11/22	2017/03/30	50.00
63293	SG Issuer – HSI R Bear CBBC Apr 2017 A	200,000,000	2016/11/22	2017/04/27	50.00
63265	UBS AG – CSOP A50 ETF R Bull CBBC Aug 2017 A	50,000,000	2016/11/22	2017/08/07	12.50
63279	UBS AG – A50 China R Bull CBBC Oct 2017 A	50,000,000	2016/11/22	2017/10/30	12.50
63256	UBS AG – HSBC R Bull CBBC Nov 2017 D	100,000,000	2016/11/22	2017/11/13	25.00
63282	UBS AG – HSI R Bull CBBC Oct 2017 L	250,000,000	2016/11/22	2017/10/30	62.50
63283	UBS AG – HSI R Bull CBBC Nov 2017 B	250,000,000	2016/11/22	2017/11/29	62.50
63285	UBS AG – HSI R Bull CBBC Nov 2017 Q	250,000,000	2016/11/22	2017/11/29	62.50
63288	UBS AG – HSI R Bear CBBC Mar 2017 I	250,000,000	2016/11/22	2017/03/30	62.50
63250	UBS AG – Tencent R Bull CBBC Sep 2017 C	50,000,000	2016/11/22	2017/09/04	12.50
63251	UBS AG – Tencent R Bear CBBC Apr 2017 E	50,000,000	2016/11/22	2017/04/10	12.50
63332	BNP Paribas Arbit Issu B.V. – HSI R Bull CBBC Dec 2017 E	250,000,000	2016/11/23	2017/12/28	62.50
63335	BNP Paribas Arbit Issu B.V. – HSI R Bear CBBC Mar 2017 X	250,000,000	2016/11/23	2017/03/30	62.50
63338	Credit Suisse AG – HSI R Bull CBBC Sep 2017 C	200,000,000	2016/11/23	2017/09/28	50.00
63336	Credit Suisse AG – HSI R Bear CBBC Apr 2017 T	300,000,000	2016/11/23	2017/04/27	75.00
63340	Credit Suisse AG – HSI R Bear CBBC Apr 2017 U	200,000,000	2016/11/23	2017/04/27	50.00
63344	Goldman Sachs SP (Asia) – HSI R Bear CBBC Feb 2017 U	200,000,000	2016/11/23	2017/02/27	50.00
63314	HK Bank – AAC Tech R Bull CBBC Oct 2017 B	40,000,000	2016/11/23	2017/10/17	10.00
63317	HK Bank – BOC HK R Bull CBBC Oct 2017 B	40,000,000	2016/11/23	2017/10/17	10.00
63324	HK Bank – CNOOC R Bull CBBC Oct 2017 E	50,000,000	2016/11/23	2017/10/17	12.50
63316	HK Bank – Geely Auto R Bull CBBC Sep 2017 A	40,000,000	2016/11/23	2017/09/21	10.00
63322	HK Bank – Geely Auto R Bull CBBC Oct 2017 A	40,000,000	2016/11/23	2017/10/17	10.00
63321	HK Bank – Tencent R Bull CBBC Oct 2017 F	50,000,000	2016/11/23	2017/10/17	12.50
63326	HK Bank – China Vanke R Bull CBBC Oct 2017 A	40,000,000	2016/11/23	2017/10/17	10.00
63311	Haitong Int'l Sec – COVS R Bull CBBC Oct 2017 C	32,000,000	2016/11/23	2017/10/31	10.40
63306	Haitong Int'l Sec – Galaxy Ent R Bull CBBC Nov 2017 B	60,000,000	2016/11/23	2017/11/29	15.00
63307	Haitong Int'l Sec – HSBC R Bear CBBC Apr 2017 A	40,000,000	2016/11/23	2017/04/27	10.00
63308	Haitong Int'l Sec – PICC P&C R Bull CBBC Oct 2017 B	40,000,000	2016/11/23	2017/10/30	10.00
63309	Haitong Int'l Sec – SHK Ppt R Bull CBBC Dec 2017 A	40,000,000	2016/11/23	2017/12/20	10.00
63304	Haitong Int'l Sec – Tencent R Bull CBBC Sep 2017 D	40,000,000	2016/11/23	2017/09/12	10.00
63305	Haitong Int'l Sec – Tencent R Bear CBBC Sep 2017 B	40,000,000	2016/11/23	2017/09/11	10.00
63346	J P Morgan SP BV – China Life R Bull CBBC Mar 2018 C	100,000,000	2016/11/23	2018/03/16	25.00
63348	J P Morgan SP BV – HSI R Bull CBBC Oct 2017 F	200,000,000	2016/11/23	2017/10/30	50.00
63312	J P Morgan SP BV – HSI R Bear CBBC Mar 2017 L	200,000,000	2016/11/23	2017/03/30	50.00
63345	J P Morgan SP BV – Tencent R Bull CBBC Sep 2017 F	60,000,000	2016/11/23	2017/09/15	15.00
63349	SG Issuer – HSCEI R Bull CBBC Nov 2017 C	200,000,000	2016/11/23	2017/11/29	50.00
63351	SG Issuer – HSCEI R Bull CBBC Dec 2017 C	200,000,000	2016/11/23	2017/12/28	50.00
63359	SG Issuer – HSCEI R Bear CBBC Jun 2017 A	200,000,000	2016/11/23	2017/06/29	50.00
63362	SG Issuer – HSCEI R Bear CBBC Jun 2017 B	200,000,000	2016/11/23	2017/06/29	50.00
63353	SG Issuer – HSCEI R Bear CBBC Jul 2017 A	200,000,000	2016/11/23	2017/07/28	50.00
63361	SG Issuer – HSCEI R Bear CBBC Jul 2017 B	200,000,000	2016/11/23	2017/07/28	50.00
63363	SG Issuer – HSI R Bull CBBC Mar 2018 R	200,000,000	2016/11/23	2018/03/28	50.00

# MAIN BOARD CALLABLE BULL/BEAR CONTRACTS

Code	Callable Bull/Bear Contracts	No. of issue (units)	Listing date	Expiry	Amount raised (HK\$ mil.)
63378	SG Issuer – HSI R Bear CBBC Mar 2017 G	200,000,000	2016/11/23	2017/03/30	50.00
63379	SG Issuer – HSI R Bear CBBC Mar 2017 H	200,000,000	2016/11/23	2017/03/30	50.00
63381	SG Issuer – HSI R Bear CBBC Mar 2017 I	200,000,000	2016/11/23	2017/03/30	50.00
63384	SG Issuer – HSI R Bear CBBC Apr 2017 B	200,000,000	2016/11/23	2017/04/27	50.00
63330	SG Issuer – Tencent R Bull CBBC Sep 2018 B	100,000,000	2016/11/23	2018/09/27	25.00
63328	SG Issuer – Tencent R Bull CBBC Nov 2018 B	100,000,000	2016/11/23	2018/11/29	25.00
63342	UBS AG – HSI R Bull CBBC Oct 2017 M	200,000,000	2016/11/23	2017/10/30	50.00
63343	UBS AG – HSI R Bear CBBC Apr 2017 M	250,000,000	2016/11/23	2017/04/27	62.50
63386	BNP Paribas Arbit Issu B.V. – HSI R Bull CBBC Dec 2017 H	250,000,000	2016/11/24	2017/12/28	62.50
63414	Credit Suisse AG – HSI R Bull CBBC Oct 2017 I	300,000,000	2016/11/24	2017/10/30	75.00
63435	Credit Suisse AG – HSI R Bear CBBC Apr 2017 V	300,000,000	2016/11/24	2017/04/27	75.00
63426	Goldman Sachs SP (Asia) – HSI R Bull CBBC Dec 2017 I	200,000,000	2016/11/24	2017/12/28	50.00
63445	Goldman Sachs SP (Asia) – HSI R Bear CBBC Feb 2017 V	200,000,000	2016/11/24	2017/02/27	50.00
63405	HK Bank – COVS R Bear CBBC Apr 2017 A	40,000,000	2016/11/24	2017/04/13	18.00
63389	HK Bank – Galaxy Ent R Bull CBBC Oct 2017 B	60,000,000	2016/11/24	2017/10/31	15.00
63399	HK Bank – Galaxy Ent R Bear CBBC Jul 2017 C	40,000,000	2016/11/24	2017/07/17	10.00
63412	HK Bank – Sands China R Bull CBBC Oct 2017 A	60,000,000	2016/11/24	2017/10/31	15.00
63448	J P Morgan SP BV – Galaxy Ent R Bull CBBC Nov 2017 C	100,000,000	2016/11/24	2017/11/17	25.00
63446	J P Morgan SP BV – HSI R Bull CBBC Dec 2017 O	200,000,000	2016/11/24	2017/12/28	50.00
63455	J P Morgan SP BV – HSI R Bear CBBC Mar 2017 M	200,000,000	2016/11/24	2017/03/30	50.00
63450	J P Morgan SP BV – Sands China R Bull CBBC Nov 2017 A	100,000,000	2016/11/24	2017/11/17	25.00
63419	SG Issuer – Galaxy R Bull CBBC Oct 2018 A	100,000,000	2016/11/24	2018/10/30	25.00
63420	SG Issuer – Galaxy R Bull CBBC Dec 2018 A	100,000,000	2016/11/24	2018/12/28	25.00
63421	SG Issuer – Galaxy R Bear CBBC Jan 2018 A	100,000,000	2016/11/24	2018/01/30	25.00
63440	SG Issuer – HSI R Bull CBBC Mar 2018 U	200,000,000	2016/11/24	2018/03/28	50.00
63443	SG Issuer – HSI R Bear CBBC Apr 2017 C	200,000,000	2016/11/24	2017/04/27	50.00
63422	SG Issuer – Sands R Bull CBBC Jul 2018 A	100,000,000	2016/11/24	2018/07/30	25.00
63427	UBS AG – HSI R Bull CBBC Sep 2017 E	300,000,000	2016/11/24	2017/09/28	75.00
63428	UBS AG – HSI R Bull CBBC Nov 2017 V	250,000,000	2016/11/24	2017/11/29	62.50
63434	UBS AG – HSI R Bear CBBC Mar 2017 L	200,000,000	2016/11/24	2017/03/30	50.00
63460	BNP Paribas Arbit Issu B.V. – HSI R Bull CBBC Nov 2017 K	250,000,000	2016/11/25	2017/11/29	62.50
63476	Credit Suisse AG – HSI R Bull CBBC Sep 2017 Z	200,000,000	2016/11/25	2017/09/28	50.00
63466	Credit Suisse AG – HSI R Bull CBBC Nov 2017 Q	200,000,000	2016/11/25	2017/11/29	50.00
63470	Credit Suisse AG – HSI R Bear CBBC Mar 2017 W	300,000,000	2016/11/25	2017/03/30	75.00
63471	Credit Suisse AG – Tencent R Bear CBBC Apr 2017 D	50,000,000	2016/11/25	2017/04/25	12.50
63475	Credit Suisse AG – Tencent R Bear CBBC Apr 2017 E	50,000,000	2016/11/25	2017/04/26	12.50
63465	Bank of East Asia – China Mobile R Bull CBBC Dec 2017 B	40,000,000	2016/11/25	2017/12/12	10.00
63463	Bank of East Asia – COVS R Bull CBBC Dec 2017 B	25,000,000	2016/11/25	2017/12/12	10.00
63462	Bank of East Asia – Galaxy Ent R Bull CBBC Dec 2017 D	20,000,000	2016/11/25	2017/12/12	10.00
63464	Bank of East Asia – Tencent R Bull CBBC Dec 2017 D	30,000,000	2016/11/25	2017/12/12	10.50
63456	HK Bank – Galaxy Ent R Bull CBBC Oct 2017 C	60,000,000	2016/11/25	2017/10/23	15.00
63458	HK Bank – Galaxy Ent R Bear CBBC Nov 2017 C	40,000,000	2016/11/25	2017/11/27	10.00
63500	J P Morgan SP BV – AAC Tech R Bull CBBC Oct 2017 A	100,000,000	2016/11/25	2017/10/20	25.00
63492	J P Morgan SP BV – Geely Auto R Bull CBBC Nov 2017 A	80,000,000	2016/11/25	2017/11/17	20.00
63494	J P Morgan SP BV – Geely Auto R Bull CBBC Jan 2018 A	80,000,000	2016/11/25	2018/01/19	20.00

## MAIN BOARD CALLABLE BULL/BEAR CONTRACTS

Code	Callable Bull/Bear Contracts	No. of issue (units)	Listing date	Expiry	Amount raised (HK\$ mil.)
63502	J P Morgan SP BV – Galaxy Ent R Bull CBBC Dec 2017 C	100,000,000	2016/11/25	2017/12/15	25.00
63508	J P Morgan SP BV – HSI R Bull CBBC Nov 2017 H	200,000,000	2016/11/25	2017/11/29	50.00
63503	J P Morgan SP BV – China Vanke R Bull CBBC Feb 2018 B	200,000,000	2016/11/25	2018/02/15	50.00
63477	SG Issuer – HSI R Bull CBBC Mar 2018 M	200,000,000	2016/11/25	2018/03/28	50.00
63479	SG Issuer – HSI R Bear CBBC Apr 2017 D	200,000,000	2016/11/25	2017/04/27	50.00
63485	SG Issuer – HSI R Bear CBBC Apr 2017 E	200,000,000	2016/11/25	2017/04/27	50.00
63488	UBS AG – HSI R Bull CBBC Oct 2017 N	250,000,000	2016/11/25	2017/10/30	62.50
63490	UBS AG – HSI R Bull CBBC Dec 2017 E	250,000,000	2016/11/25	2017/12/28	62.50
63487	UBS AG – HSI R Bear CBBC Mar 2017 K	200,000,000	2016/11/25	2017/03/30	50.00
63516	BNP Paribas Arbit Issu B.V. – HSI R Bear CBBC Apr 2017 A	250,000,000	2016/11/28	2017/04/27	62.50
63524	Credit Suisse AG – HSI R Bull CBBC Oct 2017 H	200,000,000	2016/11/28	2017/10/30	50.00
63523	Credit Suisse AG – HSI R Bull CBBC Nov 2017 D	200,000,000	2016/11/28	2017/11/29	50.00
63522	Credit Suisse AG – HSI R Bear CBBC Apr 2017 W	200,000,000	2016/11/28	2017/04/27	50.00
63521	Goldman Sachs SP (Asia) – HSI R Bull CBBC Dec 2017 J	200,000,000	2016/11/28	2017/12/28	50.00
63512	Goldman Sachs SP (Asia) – HSI R Bear CBBC Mar 2017 S	200,000,000	2016/11/28	2017/03/30	50.00
63537	J P Morgan SP BV – China Life R Bull CBBC Feb 2018 C	100,000,000	2016/11/28	2018/02/15	25.00
63535	J P Morgan SP BV – HSI R Bull CBBC Nov 2017 J	200,000,000	2016/11/28	2017/11/29	50.00
63543	J P Morgan SP BV – HSI R Bull CBBC Nov 2017 K	200,000,000	2016/11/28	2017/11/29	50.00
63534	J P Morgan SP BV – HSI R Bear CBBC Feb 2017 Q	200,000,000	2016/11/28	2017/02/27	50.00
63538	J P Morgan SP BV – Ping An R Bull CBBC Nov 2017 D	100,000,000	2016/11/28	2017/11/17	25.00
63530	SG Issuer – HSI R Bull CBBC Mar 2018 D	200,000,000	2016/11/28	2018/03/28	50.00
63532	SG Issuer – HSI R Bear CBBC Mar 2017 N	200,000,000	2016/11/28	2017/03/30	50.00
63529	UBS AG – HSI R Bull CBBC Sep 2017 F	200,000,000	2016/11/28	2017/09/28	50.00
63527	UBS AG – HSI R Bull CBBC Dec 2017 I	250,000,000	2016/11/28	2017/12/28	62.50
63526	UBS AG – HSI R Bear CBBC Feb 2017 O	250,000,000	2016/11/28	2017/02/27	62.50
63568	BNP Paribas Arbit Issu B.V. – A50 Ch R Bull CBBC Dec 2017 A	60,000,000	2016/11/29	2017/12/29	15.00
63565	BNP Paribas Arbit Issu B.V. – HSI R Bull CBBC Nov 2017 L	250,000,000	2016/11/29	2017/11/29	62.50
63566	BNP Paribas Arbit Issu B.V. – HSI R Bull CBBC Dec 2017 I	250,000,000	2016/11/29	2017/12/28	62.50
63558	BNP Paribas Arbit Issu B.V. – HSI R Bear CBBC Mar 2017 I	250,000,000	2016/11/29	2017/03/30	62.50
63567	BNP Paribas Arbit Issu B.V. – HSI R Bear CBBC Mar 2017 T	250,000,000	2016/11/29	2017/03/30	62.50
63559	BNP Paribas Arbit Issu B.V. – HSI R Bear CBBC Apr 2017 B	250,000,000	2016/11/29	2017/04/27	62.50
63577	Credit Suisse AG – China Life R Bull CBBC Sep 2017 A	50,000,000	2016/11/29	2017/09/22	12.50
63579	Credit Suisse AG – China Life R Bull CBBC Sep 2017 B	50,000,000	2016/11/29	2017/09/21	12.50
63585	Credit Suisse AG – HSBC R Bull CBBC Nov 2017 D	50,000,000	2016/11/29	2017/11/24	12.50
63592	Credit Suisse AG – HSI R Bull CBBC Sep 2017 A	300,000,000	2016/11/29	2017/09/28	75.00
63589	Credit Suisse AG – HSI R Bull CBBC Nov 2017 I	200,000,000	2016/11/29	2017/11/29	50.00
63595	Credit Suisse AG – HSI R Bull CBBC Nov 2017 J	200,000,000	2016/11/29	2017/11/29	50.00
63572	Credit Suisse AG – HSI R Bear CBBC Mar 2017 U	300,000,000	2016/11/29	2017/03/30	75.00
63569	Credit Suisse AG – HSI R Bear CBBC Apr 2017 X	200,000,000	2016/11/29	2017/04/27	50.00
63574	Credit Suisse AG – HSI R Bear CBBC Apr 2017 Y	200,000,000	2016/11/29	2017/04/27	50.00
63586	Credit Suisse AG – Ping An R Bull CBBC Nov 2017 B	50,000,000	2016/11/29	2017/11/22	12.50
63596	Bank of East Asia – China Life R Bull CBBC Dec 2017 B	30,000,000	2016/11/29	2017/12/07	10.50
63598	Bank of East Asia – Geely Auto R Bull CBBC Dec 2017 A	40,000,000	2016/11/29	2017/12/07	10.00
63609	Bank of East Asia – HSBC Holdings R Bull CBBC Dec 2017 B	60,000,000	2016/11/29	2017/12/07	15.00
63597	Bank of East Asia – Ping An R Bull CBBC Dec 2017 D	16,000,000	2016/11/29	2017/12/07	10.40

# MAIN BOARD CALLABLE BULL/BEAR CONTRACTS

Code	Callable Bull/Bear Contracts	No. of issue (units)	Listing date	Expiry	Amount raised (HK\$ mil.)
63669	Goldman Sachs SP (Asia) – HSI R Bull CBBC Dec 2017 R	200,000,000	2016/11/29	2017/12/28	50.00
63674	Goldman Sachs SP (Asia) – HSI R Bull CBBC Dec 2017 T	200,000,000	2016/11/29	2017/12/28	50.00
63561	Goldman Sachs SP (Asia) – HSI R Bear CBBC Mar 2017 T	200,000,000	2016/11/29	2017/03/30	50.00
63562	Goldman Sachs SP (Asia) – HSI R Bear CBBC Mar 2017 U	200,000,000	2016/11/29	2017/03/30	50.00
63557	HK Bank – China Life R Bull CBBC Aug 2017 C	50,000,000	2016/11/29	2017/08/31	12.50
63545	HK Bank – Geely Auto R Bull CBBC Aug 2017 A	40,000,000	2016/11/29	2017/08/31	10.00
63547	HK Bank – Galaxy Ent R Bear CBBC Dec 2017 A	60,000,000	2016/11/29	2017/12/18	15.00
63544	HK Bank – HSI R Bull CBBC Sep 2017 L	150,000,000	2016/11/29	2017/09/28	37.50
63556	HK Bank – HSI R Bull CBBC Sep 2017 M	150,000,000	2016/11/29	2017/09/28	37.50
63553	HK Bank – Sands China R Bull CBBC Jul 2017 F	60,000,000	2016/11/29	2017/07/31	15.00
63554	HK Bank – Sands China R Bear CBBC May 2017 B	40,000,000	2016/11/29	2017/05/08	10.00
63643	J P Morgan SP BV – China Life R Bull CBBC Feb 2018 D	200,000,000	2016/11/29	2018/02/15	50.00
63644	J P Morgan SP BV – HSI R Bull CBBC Oct 2017 M	200,000,000	2016/11/29	2017/10/30	50.00
63645	J P Morgan SP BV – HSI R Bull CBBC Nov 2017 L	200,000,000	2016/11/29	2017/11/29	50.00
63636	J P Morgan SP BV – HSI R Bear CBBC Mar 2017 N	200,000,000	2016/11/29	2017/03/30	50.00
63637	J P Morgan SP BV – HSI R Bear CBBC Mar 2017 O	200,000,000	2016/11/29	2017/03/30	50.00
63666	SG Issuer – HSI R Bull CBBC Dec 2017 O	200,000,000	2016/11/29	2017/12/28	50.00
63664	SG Issuer – HSI R Bull CBBC Mar 2018 B	200,000,000	2016/11/29	2018/03/28	50.00
63651	SG Issuer – HSI R Bull CBBC Mar 2018 Q	200,000,000	2016/11/29	2018/03/28	50.00
63667	SG Issuer – HSI R Bear CBBC Mar 2017 D	200,000,000	2016/11/29	2017/03/30	50.00
63626	UBS AG – HSI R Bull CBBC Sep 2017 G	250,000,000	2016/11/29	2017/09/28	62.50
63631	UBS AG – HSI R Bull CBBC Nov 2017 K	200,000,000	2016/11/29	2017/11/29	50.00
63617	UBS AG – HSI R Bull CBBC Dec 2017 N	250,000,000	2016/11/29	2017/12/28	62.50
63612	UBS AG – HSI R Bear CBBC Mar 2017 M	250,000,000	2016/11/29	2017/03/30	62.50
63613	UBS AG – HSI R Bear CBBC Mar 2017 P	200,000,000	2016/11/29	2017/03/30	50.00
63610	UBS AG – HSI R Bear CBBC Apr 2017 N	300,000,000	2016/11/29	2017/04/27	75.00
63739	BNP Paribas Arbit Issu B.V. – HSI R Bull CBBC Nov 2017 M	250,000,000	2016/11/30	2017/11/29	62.50
63675	BNP Paribas Arbit Issu B.V. – HSI R Bear CBBC Apr 2017 C	250,000,000	2016/11/30	2017/04/27	62.50
63791	Credit Suisse AG – HSI R Bull CBBC Oct 2017 L	200,000,000	2016/11/30	2017/10/30	50.00
63782	Credit Suisse AG – HSI R Bull CBBC Nov 2017 K	200,000,000	2016/11/30	2017/11/29	50.00
63775	Credit Suisse AG – HSI R Bear CBBC Mar 2017 L	200,000,000	2016/11/30	2017/03/30	50.00
63738	Goldman Sachs SP (Asia) – HSI R Bull CBBC Nov 2017 S	200,000,000	2016/11/30	2017/11/29	50.00
63730	HK Bank – HSCEI R Bull CBBC Sep 2017 C	80,000,000	2016/11/30	2017/09/28	20.00
63729	HK Bank – HSI R Bull CBBC Sep 2017 N	150,000,000	2016/11/30	2017/09/28	37.50
63794	J P Morgan SP BV – HSI R Bull CBBC Nov 2017 R	200,000,000	2016/11/30	2017/11/29	50.00
63810	J P Morgan SP BV – HSI R Bull CBBC Nov 2017 Z	200,000,000	2016/11/30	2017/11/29	50.00
63792	J P Morgan SP BV – HSI R Bear CBBC Mar 2017 P	200,000,000	2016/11/30	2017/03/30	50.00
63750	SG Issuer – AAC Tech R Bear CBBC Jul 2017 A	100,000,000	2016/11/30	2017/07/28	25.00
63753	SG Issuer – AAC Tech R Bear CBBC Oct 2017 A	100,000,000	2016/11/30	2017/10/30	25.00
63676	SG Issuer – CCB R Bull CBBC Oct 2018 A	40,000,000	2016/11/30	2018/10/30	10.00
63679	SG Issuer – China Life R Bull CBBC May 2018 C	100,000,000	2016/11/30	2018/05/30	25.00
63677	SG Issuer – China Life R Bull CBBC Nov 2018 B	100,000,000	2016/11/30	2018/11/29	25.00
63759	SG Issuer – Geely Auto R Bull CBBC May 2018 B	40,000,000	2016/11/30	2018/05/30	10.00
63766	SG Issuer – Geely Auto R Bear CBBC Jun 2017 A	40,000,000	2016/11/30	2017/06/29	10.00
63767	SG Issuer – Geely Auto R Bear CBBC Aug 2017 A	40,000,000	2016/11/30	2017/08/30	10.00

# MAIN BOARD CALLABLE BULL/BEAR CONTRACTS

Code	Callable Bull/Bear Contracts	No. of issue (units)	Listing date	Expiry	Amount raised (HK\$ mil.)
63740	SG Issuer – HSCEI R Bull CBBC Nov 2018 A	100,000,000	2016/11/30	2018/11/29	25.00
63741	SG Issuer – HSCEI R Bull CBBC Dec 2018 A	100,000,000	2016/11/30	2018/12/28	25.00
63744	SG Issuer – HSCEI R Bear CBBC Jun 2017 C	100,000,000	2016/11/30	2017/06/29	25.00
63743	SG Issuer – HSCEI R Bear CBBC Jul 2017 C	100,000,000	2016/11/30	2017/07/28	25.00
63745	SG Issuer – HSCEI R Bear CBBC Jul 2017 D	100,000,000	2016/11/30	2017/07/28	25.00
63812	SG Issuer – HSI R Bull CBBC Mar 2018 C	200,000,000	2016/11/30	2018/03/28	50.00
63813	SG Issuer – HSI R Bull CBBC Mar 2018 L	200,000,000	2016/11/30	2018/03/28	50.00
63815	SG Issuer – HSI R Bear CBBC Mar 2017 M	200,000,000	2016/11/30	2017/03/30	50.00
63688	SG Issuer – ICBC R Bull CBBC Dec 2017 B	40,000,000	2016/11/30	2017/12/28	10.00
63707	SG Issuer – ICBC R Bear CBBC Aug 2017 A	40,000,000	2016/11/30	2017/08/30	10.00
63726	SG Issuer – Ping An R Bull CBBC Oct 2018 A	100,000,000	2016/11/30	2018/10/30	25.00
63746	SG Issuer – Sands R Bull CBBC Oct 2018 A	100,000,000	2016/11/30	2018/10/30	25.00
63748	SG Issuer – Sands R Bear CBBC Apr 2018 A	100,000,000	2016/11/30	2018/04/27	25.00
63818	UBS AG – HSI R Bull CBBC Oct 2017 I	200,000,000	2016/11/30	2017/10/30	50.00
63820	UBS AG – HSI R Bull CBBC Nov 2017 L	300,000,000	2016/11/30	2017/11/29	75.00
63817	UBS AG – HSI R Bear CBBC Mar 2017 Q	250,000,000	2016/11/30	2017/03/30	62.50
63864	Credit Suisse AG – HSI R Bull CBBC Oct 2017 A	200,000,000	2016/12/01	2017/10/30	50.00
63863	Credit Suisse AG – HSI R Bull CBBC Nov 2017 R	200,000,000	2016/12/01	2017/11/29	50.00
63868	Credit Suisse AG – HSI R Bear CBBC Mar 2017 N	200,000,000	2016/12/01	2017/03/30	50.00
63886	Credit Suisse AG – HSI R Bear CBBC Apr 2017 Z	200,000,000	2016/12/01	2017/04/27	50.00
63875	Credit Suisse AG – Ping An R Bull CBBC Oct 2017 C	50,000,000	2016/12/01	2017/10/18	12.50
63884	Credit Suisse AG – Ping An R Bear CBBC Aug 2017 A	40,000,000	2016/12/01	2017/08/09	10.00
63872	Credit Suisse AG – Tencent R Bull CBBC Jun 2017 C	50,000,000	2016/12/01	2017/06/20	12.50
63862	Goldman Sachs SP (Asia) – HSI R Bear CBBC Mar 2017 V	200,000,000	2016/12/01	2017/03/30	50.00
63859	HK Bank – China Life R Bull CBBC Jul 2017 E	40,000,000	2016/12/01	2017/07/31	14.00
63821	HK Bank – CNOOC R Bull CBBC Jul 2017 C	50,000,000	2016/12/01	2017/07/31	12.50
63860	HK Bank – HSI R Bear CBBC Apr 2017 S	150,000,000	2016/12/01	2017/04/27	37.50
63834	HK Bank – Ping An R Bull CBBC Oct 2017 C	50,000,000	2016/12/01	2017/10/09	12.50
63836	HK Bank – Ping An R Bull CBBC Nov 2017 B	50,000,000	2016/12/01	2017/11/06	12.50
63838	HK Bank – Ping An R Bull CBBC Nov 2017 C	50,000,000	2016/12/01	2017/11/06	12.50
63844	HK Bank – Ping An R Bear CBBC Jun 2017 A	40,000,000	2016/12/01	2017/06/12	10.00
63841	HK Bank – Ping An R Bear CBBC Aug 2017 A	40,000,000	2016/12/01	2017/08/21	10.00
63829	HK Bank – Tencent R Bull CBBC Aug 2017 L	50,000,000	2016/12/01	2017/08/28	12.50
63893	J P Morgan SP BV – Galaxy Ent R Bull CBBC Oct 2017 B	100,000,000	2016/12/01	2017/10/20	25.00
63888	J P Morgan SP BV – HSI R Bull CBBC Jan 2018 S	200,000,000	2016/12/01	2018/01/30	50.00
63889	J P Morgan SP BV – HSI R Bear CBBC Mar 2017 Q	200,000,000	2016/12/01	2017/03/30	50.00
63898	J P Morgan SP BV – Sands China R Bull CBBC Oct 2017 B	100,000,000	2016/12/01	2017/10/20	25.00
63899	SG Issuer – HSI R Bull CBBC Mar 2018 N	200,000,000	2016/12/01	2018/03/28	50.00
63906	SG Issuer – HSI R Bull CBBC Mar 2018 P	200,000,000	2016/12/01	2018/03/28	50.00
63911	SG Issuer – HSI R Bear CBBC Mar 2017 U	200,000,000	2016/12/01	2017/03/30	50.00
63924	UBS AG – HSI R Bull CBBC Dec 2017 B	250,000,000	2016/12/01	2017/12/28	62.50
63929	UBS AG – HSI R Bear CBBC Apr 2017 O	250,000,000	2016/12/01	2017/04/27	62.50
63930	UBS AG – HSI R Bear CBBC Apr 2017 P	200,000,000	2016/12/01	2017/04/27	50.00
63959	Credit Suisse AG – China Life R Bull CBBC Sep 2017 C	50,000,000	2016/12/02	2017/09/05	12.50
63961	Credit Suisse AG – China Life R Bull CBBC Jan 2018 A	100,000,000	2016/12/02	2018/01/26	25.00

# MAIN BOARD CALLABLE BULL/BEAR CONTRACTS

Code	Callable Bull/Bear Contracts	No. of issue (units)	Listing date	Expiry	Amount raised (HK\$ mil.)
63957	Credit Suisse AG – China Life R Bear CBBC Aug 2017 A	40,000,000	2016/12/02	2017/08/10	12.40
63964	Credit Suisse AG – HSI R Bull CBBC Sep 2017 D	300,000,000	2016/12/02	2017/09/28	75.00
63954	Credit Suisse AG – HSI R Bear CBBC Apr 2017 F	300,000,000	2016/12/02	2017/04/27	75.00
64011	Goldman Sachs SP (Asia) – HSI R Bull CBBC Dec 2017 W	200,000,000	2016/12/02	2017/12/28	50.00
64010	Goldman Sachs SP (Asia) – HSI R Bull CBBC Dec 2017 Y	200,000,000	2016/12/02	2017/12/28	50.00
64007	Goldman Sachs SP (Asia) – HSI R Bear CBBC Apr 2017 H	200,000,000	2016/12/02	2017/04/27	50.00
63997	J P Morgan SP BV – China Life R Bull CBBC Jan 2018 B	200,000,000	2016/12/02	2018/01/19	50.00
64002	J P Morgan SP BV – China Life R Bull CBBC Jan 2018 C	200,000,000	2016/12/02	2018/01/19	50.00
63991	J P Morgan SP BV – Geely Auto R Bull CBBC Oct 2017 A	40,000,000	2016/12/02	2017/10/20	10.00
63993	J P Morgan SP BV – Galaxy Ent R Bear CBBC Aug 2017 A	100,000,000	2016/12/02	2017/08/18	25.00
64003	J P Morgan SP BV – HSI R Bull CBBC Dec 2017 G	200,000,000	2016/12/02	2017/12/28	50.00
64005	J P Morgan SP BV – HSI R Bear CBBC Mar 2017 R	200,000,000	2016/12/02	2017/03/30	50.00
63995	J P Morgan SP BV – Ping An R Bull CBBC Oct 2017 C	100,000,000	2016/12/02	2017/10/20	25.00
64006	J P Morgan SP BV – Sands China R Bear CBBC Jun 2017 A	100,000,000	2016/12/02	2017/06/16	25.00
63937	Macquarie Bank Ltd. – HSBC R Bull CBBC Nov 2017 A	40,000,000	2016/12/02	2017/11/29	10.00
63935	Macquarie Bank Ltd. – Tencent R Bull CBBC Nov 2017 A	30,000,000	2016/12/02	2017/11/29	10.02
63943	SG Issuer – China Life R Bull CBBC May 2018 D	100,000,000	2016/12/02	2018/05/30	25.00
63941	SG Issuer – China Life R Bull CBBC Nov 2018 C	100,000,000	2016/12/02	2018/11/29	25.00
63981	SG Issuer – CSA50 R Bear CBBC Jun 2017 A	40,000,000	2016/12/02	2017/06/29	10.00
63987	SG Issuer – A50 R Bear CBBC Jun 2017 A	40,000,000	2016/12/02	2017/06/29	10.00
63989	SG Issuer – A50 R Bear CBBC Aug 2017 A	40,000,000	2016/12/02	2017/08/30	10.00
63984	SG Issuer – HSI R Bull CBBC Mar 2018 H	200,000,000	2016/12/02	2018/03/28	50.00
63986	SG Issuer – HSI R Bear CBBC Mar 2017 G	200,000,000	2016/12/02	2017/03/30	50.00
63952	SG Issuer – PICC P&C R Bull CBBC Dec 2017 C	40,000,000	2016/12/02	2017/12/28	10.00
63953	SG Issuer – Ping An R Bull CBBC Dec 2017 C	100,000,000	2016/12/02	2017/12/28	25.00
63976	UBS AG – HSI R Bull CBBC Oct 2017 W	250,000,000	2016/12/02	2017/10/30	62.50
63970	UBS AG – HSI R Bear CBBC Mar 2017 S	250,000,000	2016/12/02	2017/03/30	62.50
64059	BNP Paribas Arbit Issu B.V. – HSI R Bull CBBC Dec 2017 J	250,000,000	2016/12/05	2017/12/28	62.50
64012	BNP Paribas Arbit Issu B.V. – HSI R Bear CBBC Mar 2017 C	250,000,000	2016/12/05	2017/03/30	62.50
64063	Credit Suisse AG – HSI R Bull CBBC Sep 2017 E	200,000,000	2016/12/05	2017/09/28	50.00
64061	Credit Suisse AG – HSI R Bull CBBC Nov 2017 F	200,000,000	2016/12/05	2017/11/29	50.00
64041	Credit Suisse AG – HSI R Bear CBBC Mar 2017 W	200,000,000	2016/12/05	2017/03/30	50.00
64072	Goldman Sachs SP (Asia) – HSI R Bull CBBC Dec 2017 X	200,000,000	2016/12/05	2017/12/28	50.00
64037	Goldman Sachs SP (Asia) – HSI R Bear CBBC Apr 2017 I	200,000,000	2016/12/05	2017/04/27	50.00
64015	HK Bank – China Mobile R Bull CBBC Dec 2017 A	50,000,000	2016/12/05	2017/12/18	12.50
64016	HK Bank – China Life R Bull CBBC Sep 2017 B	40,000,000	2016/12/05	2017/09/29	10.00
64017	HK Bank – China Life R Bear CBBC Dec 2017 A	40,000,000	2016/12/05	2017/12/18	18.00
64014	HK Bank – HKEX R Bull CBBC Oct 2017 J	50,000,000	2016/12/05	2017/10/23	12.50
64013	HK Bank – Tencent R Bull CBBC Sep 2017 I	50,000,000	2016/12/05	2017/09/29	12.50
64032	Haitong Int'l Sec – BOCL R Bull CBBC Aug 2017 A	40,000,000	2016/12/05	2017/08/28	10.00
64029	Haitong Int'l Sec – CUni R Bull CBBC Sep 2017 A	40,000,000	2016/12/05	2017/09/15	10.00
64026	Haitong Int'l Sec – CKH R Bull CBBC Oct 2017 A	40,000,000	2016/12/05	2017/10/23	10.00
64022	Haitong Int'l Sec – China Life R Bull CBBC Sep 2017 A	40,000,000	2016/12/05	2017/09/28	10.00
64023	Haitong Int'l Sec – CNOOC R Bull CBBC Oct 2017 B	40,000,000	2016/12/05	2017/10/26	10.00
64031	Haitong Int'l Sec – Galaxy Ent R Bull CBBC Oct 2017 A	60,000,000	2016/12/05	2017/10/25	15.00

## MAIN BOARD CALLABLE BULL/BEAR CONTRACTS

Code	Callable Bull/Bear Contracts	No. of issue (units)	Listing date	Expiry	Amount raised (HK\$ mil.)
64024	Haitong Int'l Sec - PICC P&C R Bull CBBC Sep 2017 A	40,000,000	2016/12/05	2017/09/27	10.00
64033	Haitong Int'l Sec - Ping An R Bull CBBC Oct 2017 B	60,000,000	2016/12/05	2017/10/20	15.00
64109	J P Morgan SP BV - CSOP A50 ETF R Bull CBBC Oct 2017 C	80,000,000	2016/12/05	2017/10/20	20.00
64110	J P Morgan SP BV - A50 China R Bull CBBC Sep 2017 B	80,000,000	2016/12/05	2017/09/15	20.00
64101	J P Morgan SP BV - HSI R Bull CBBC Oct 2017 P	200,000,000	2016/12/05	2017/10/30	50.00
64121	J P Morgan SP BV - HSI R Bull CBBC Jan 2018 Z	200,000,000	2016/12/05	2018/01/30	50.00
64100	J P Morgan SP BV - HSI R Bear CBBC Mar 2017 S	200,000,000	2016/12/05	2017/03/30	50.00
64108	J P Morgan SP BV - Tencent R Bull CBBC Sep 2017 G	60,000,000	2016/12/05	2017/09/15	15.00
64044	SG Issuer - BOC HK R Bull CBBC Apr 2018 A	100,000,000	2016/12/05	2018/04/27	25.00
64045	SG Issuer - COVS R Bull CBBC Jul 2018 A	100,000,000	2016/12/05	2018/07/30	25.00
64046	SG Issuer - CSA50 R Bull CBBC Aug 2018 A	40,000,000	2016/12/05	2018/08/30	10.00
64048	SG Issuer - A50 R Bull CBBC Aug 2018 A	40,000,000	2016/12/05	2018/08/30	10.00
64089	SG Issuer - HSI R Bull CBBC Mar 2018 I	200,000,000	2016/12/05	2018/03/28	50.00
64098	SG Issuer - HSI R Bear CBBC Mar 2017 H	200,000,000	2016/12/05	2017/03/30	50.00
64051	SG Issuer - Ping An R Bull CBBC Dec 2018 A	100,000,000	2016/12/05	2018/12/28	25.00
64052	SG Issuer - SHK Ppt P R Bull CBBC Dec 2018 A	100,000,000	2016/12/05	2018/12/28	25.00
64053	SG Issuer - SHK Ppt P R Bear CBBC Jun 2017 B	100,000,000	2016/12/05	2017/06/29	25.00
64058	SG Issuer - Tencent R Bull CBBC Nov 2018 C	100,000,000	2016/12/05	2018/11/29	25.00
64085	UBS AG - HSI R Bull CBBC Nov 2017 M	250,000,000	2016/12/05	2017/11/29	62.50
64084	UBS AG - HSI R Bear CBBC Mar 2017 T	250,000,000	2016/12/05	2017/03/30	62.50
64078	UBS AG - HSI R Bear CBBC May 2017 A	300,000,000	2016/12/05	2017/05/29	75.00
64145	Credit Suisse AG - HSI R Bull CBBC Oct 2017 F	300,000,000	2016/12/06	2017/10/30	75.00
64144	Credit Suisse AG - HSI R Bear CBBC Mar 2017 V	200,000,000	2016/12/06	2017/03/30	50.00
64147	Credit Suisse AG - HSI R Bear CBBC Apr 2017 G	200,000,000	2016/12/06	2017/04/27	50.00
64164	Goldman Sachs SP (Asia) - HSI R Bear CBBC Apr 2017 J	200,000,000	2016/12/06	2017/04/27	50.00
64135	HK Bank - ABC R Bear CBBC Nov 2017 A	40,000,000	2016/12/06	2017/11/30	10.00
64142	HK Bank - CSOP A50 ETF R Bull CBBC Aug 2017 A	50,000,000	2016/12/06	2017/08/31	12.50
64143	HK Bank - Galaxy Ent R Bull CBBC Nov 2017 E	60,000,000	2016/12/06	2017/11/13	15.00
64141	HK Bank - HSCEI R Bull CBBC Oct 2017 D	60,000,000	2016/12/06	2017/10/30	15.00
64140	HK Bank - HSI R Bull CBBC Aug 2017 O	100,000,000	2016/12/06	2017/08/30	25.00
64133	HK Bank - ICBC R Bull CBBC Aug 2017 D	50,000,000	2016/12/06	2017/08/31	12.50
64136	HK Bank - PICC P&C R Bull CBBC Oct 2017 B	40,000,000	2016/12/06	2017/10/31	10.00
64139	HK Bank - China Vanke R Bull CBBC Jul 2017 A	40,000,000	2016/12/06	2017/07/31	10.00
64191	J P Morgan SP BV - BOCL R Bull CBBC Sep 2017 B	200,000,000	2016/12/06	2017/09/15	50.00
64201	J P Morgan SP BV - HSCEI R Bull CBBC Dec 2017 C	100,000,000	2016/12/06	2017/12/28	25.00
64165	J P Morgan SP BV - HSI R Bull CBBC Nov 2017 C	200,000,000	2016/12/06	2017/11/29	50.00
64168	J P Morgan SP BV - HSI R Bull CBBC Jan 2018 Q	200,000,000	2016/12/06	2018/01/30	50.00
64171	J P Morgan SP BV - HSI R Bear CBBC Mar 2017 T	200,000,000	2016/12/06	2017/03/30	50.00
64190	J P Morgan SP BV - ICBC R Bull CBBC Sep 2017 A	200,000,000	2016/12/06	2017/09/15	50.00
64197	J P Morgan SP BV - Lenovo R Bull CBBC Dec 2017 B	100,000,000	2016/12/06	2017/12/15	25.00
64155	SG Issuer - HSI R Bull CBBC Mar 2018 O	200,000,000	2016/12/06	2018/03/28	50.00
64156	SG Issuer - HSI R Bear CBBC Mar 2017 I	200,000,000	2016/12/06	2017/03/30	50.00
64160	SG Issuer - Tencent R Bull CBBC Nov 2018 D	100,000,000	2016/12/06	2018/11/29	25.00
64161	SG Issuer - Tencent R Bear CBBC Aug 2018 A	100,000,000	2016/12/06	2018/08/30	25.00
64149	UBS AG - HSI R Bull CBBC Sep 2017 K	200,000,000	2016/12/06	2017/09/28	50.00

# MAIN BOARD CALLABLE BULL/BEAR CONTRACTS

Code	Callable Bull/Bear Contracts	No. of issue (units)	Listing date	Expiry	Amount raised (HK\$ mil.)
64150	UBS AG – HSI R Bear CBBC Mar 2017 U	250,000,000	2016/12/06	2017/03/30	62.50
64154	UBS AG – HSI R Bear CBBC May 2017 B	200,000,000	2016/12/06	2017/05/29	50.00
64237	BNP Paribas Arbit Issu B.V. – A50 Ch R Bull CBBC Dec 2017 B	60,000,000	2016/12/07	2017/12/29	15.00
64220	BNP Paribas Arbit Issu B.V. – HSCEI R Bull CBBC Nov 2017 B	100,000,000	2016/12/07	2017/11/29	25.00
64234	BNP Paribas Arbit Issu B.V. – HSCEI R Bull CBBC Dec 2017 B	100,000,000	2016/12/07	2017/12/28	25.00
64216	BNP Paribas Arbit Issu B.V. – HSI R Bear CBBC Apr 2017 D	250,000,000	2016/12/07	2017/04/27	62.50
64242	Credit Suisse AG – HSI R Bull CBBC Nov 2017 L	200,000,000	2016/12/07	2017/11/29	50.00
64240	Credit Suisse AG – HSI R Bear CBBC Apr 2017 H	200,000,000	2016/12/07	2017/04/27	50.00
64210	HK Bank – A50 R Bull CBBC Jan 2018 A	50,000,000	2016/12/07	2018/01/15	12.50
64253	J P Morgan SP BV – CUni R Bull CBBC Oct 2017 A	80,000,000	2016/12/07	2017/10/20	20.00
64252	J P Morgan SP BV – China Life R Bear CBBC Nov 2017 A	200,000,000	2016/12/07	2017/11/17	50.00
64247	J P Morgan SP BV – HSI R Bear CBBC Mar 2017 U	200,000,000	2016/12/07	2017/03/30	50.00
64207	SG Issuer – CUni R Bull CBBC Oct 2018 B	40,000,000	2016/12/07	2018/10/30	10.00
64211	SG Issuer – CUni R Bull CBBC Oct 2018 C	40,000,000	2016/12/07	2018/10/30	10.00
64214	SG Issuer – CUni R Bear CBBC Oct 2018 A	40,000,000	2016/12/07	2018/10/30	10.00
64269	SG Issuer – HSI R Bull CBBC Mar 2018 S	200,000,000	2016/12/07	2018/03/28	50.00
64274	SG Issuer – HSI R Bull CBBC Mar 2018 V	200,000,000	2016/12/07	2018/03/28	50.00
64279	SG Issuer – HSI R Bear CBBC Mar 2017 C	200,000,000	2016/12/07	2017/03/30	50.00
64275	SG Issuer – HSI R Bear CBBC Mar 2017 J	200,000,000	2016/12/07	2017/03/30	50.00
64283	SG Issuer – HSI R Bear CBBC Mar 2017 K	200,000,000	2016/12/07	2017/03/30	50.00
64246	UBS AG – HSCEI R Bull CBBC Dec 2017 A	100,000,000	2016/12/07	2017/12/28	25.00
64244	UBS AG – HSI R Bull CBBC Dec 2017 O	200,000,000	2016/12/07	2017/12/28	50.00
64209	UBS AG – HSI R Bear CBBC Apr 2017 Q	250,000,000	2016/12/07	2017/04/27	62.50
64312	BNP Paribas Arbit Issu B.V. – HSI R Bull CBBC Nov 2017 N	250,000,000	2016/12/08	2017/11/29	62.50
64295	BNP Paribas Arbit Issu B.V. – HSI R Bear CBBC Apr 2017 E	250,000,000	2016/12/08	2017/04/27	62.50
64330	Credit Suisse AG – HSI R Bull CBBC Nov 2017 E	200,000,000	2016/12/08	2017/11/29	50.00
64315	Credit Suisse AG – HSI R Bear CBBC Apr 2017 I	200,000,000	2016/12/08	2017/04/27	50.00
64316	Credit Suisse AG – HSI R Bear CBBC Apr 2017 L	200,000,000	2016/12/08	2017/04/27	50.00
64375	Goldman Sachs SP (Asia) – HSI R Bull CBBC Dec 2017 F	200,000,000	2016/12/08	2017/12/28	50.00
64284	Goldman Sachs SP (Asia) – HSI R Bear CBBC Mar 2017 W	200,000,000	2016/12/08	2017/03/30	50.00
64291	Goldman Sachs SP (Asia) – HSI R Bear CBBC Apr 2017 K	200,000,000	2016/12/08	2017/04/27	50.00
64296	HK Bank – CUni R Bull CBBC Oct 2017 A	40,000,000	2016/12/08	2017/10/17	10.00
64301	HK Bank – CUni R Bear CBBC Mar 2017 A	40,000,000	2016/12/08	2017/03/28	10.00
64453	J P Morgan SP BV – AIA R Bull CBBC Nov 2017 B	100,000,000	2016/12/08	2017/11/17	25.00
64399	J P Morgan SP BV – HSI R Bull CBBC Nov 2017 E	200,000,000	2016/12/08	2017/11/29	50.00
64398	J P Morgan SP BV – HSI R Bear CBBC Mar 2017 V	200,000,000	2016/12/08	2017/03/30	50.00
64303	SG Issuer – CSA50 R Bull CBBC Jun 2018 A	40,000,000	2016/12/08	2018/06/28	10.00
64311	SG Issuer – CSA50 R Bear CBBC Aug 2017 A	40,000,000	2016/12/08	2017/08/30	10.00
64377	SG Issuer – HSI R Bull CBBC Mar 2018 E	200,000,000	2016/12/08	2018/03/28	50.00
64391	SG Issuer – HSI R Bear CBBC Mar 2017 N	200,000,000	2016/12/08	2017/03/30	50.00
64368	UBS AG – HSI R Bull CBBC Oct 2017 B	250,000,000	2016/12/08	2017/10/30	62.50
64348	UBS AG – HSI R Bear CBBC Mar 2017 W	200,000,000	2016/12/08	2017/03/30	50.00
64367	UBS AG – HSI R Bear CBBC Apr 2017 R	250,000,000	2016/12/08	2017/04/27	62.50
64456	BNP Paribas Arbit Issu B.V. – HSI R Bull CBBC Nov 2017 O	250,000,000	2016/12/09	2017/11/29	62.50
64517	BNP Paribas Arbit Issu B.V. – HSI R Bull CBBC Dec 2017 L	250,000,000	2016/12/09	2017/12/28	62.50



# MAIN BOARD CALLABLE BULL/BEAR CONTRACTS

Code	Callable Bull/Bear Contracts	No. of issue (units)	Listing date	Expiry	Amount raised (HK\$ mil.)
64525	BNP Paribas Arbit Issu B.V. – HSI R Bear CBBC Mar 2017 Z	250,000,000	2016/12/09	2017/03/30	62.50
64546	BNP Paribas Arbit Issu B.V. – HSI R Bear CBBC Apr 2017 F	250,000,000	2016/12/09	2017/04/27	62.50
64540	Credit Suisse AG – HSI R Bull CBBC Sep 2017 G	200,000,000	2016/12/09	2017/09/28	50.00
64532	Credit Suisse AG – HSI R Bull CBBC Nov 2017 S	200,000,000	2016/12/09	2017/11/29	50.00
64543	Credit Suisse AG – HSI R Bull CBBC Dec 2017 O	200,000,000	2016/12/09	2017/12/28	50.00
64549	Credit Suisse AG – HSI R Bear CBBC Apr 2017 O	200,000,000	2016/12/09	2017/04/27	50.00
64551	Credit Suisse AG – HSI R Bear CBBC Jun 2017 A	300,000,000	2016/12/09	2017/06/29	75.00
64508	Bank of East Asia – AIA R Bull CBBC Nov 2017 B	20,000,000	2016/12/09	2017/11/07	10.00
64509	Bank of East Asia – CUni R Bull CBBC Nov 2017 A	40,000,000	2016/12/09	2017/11/07	10.00
64512	Bank of East Asia – China Life R Bull CBBC Nov 2017 B	30,000,000	2016/12/09	2017/11/07	10.50
64506	Bank of East Asia – A50 China R Bull CBBC Nov 2017 A	40,000,000	2016/12/09	2017/11/07	10.00
64473	Goldman Sachs SP (Asia) – HSI R Bull CBBC Oct 2017 C	200,000,000	2016/12/09	2017/10/30	50.00
64557	Goldman Sachs SP (Asia) – HSI R Bull CBBC Oct 2017 D	200,000,000	2016/12/09	2017/10/30	50.00
64564	Goldman Sachs SP (Asia) – HSI R Bear CBBC Apr 2017 L	200,000,000	2016/12/09	2017/04/27	50.00
64499	HK Bank – HSI R Bear CBBC Mar 2017 U	100,000,000	2016/12/09	2017/03/30	25.00
64504	HK Bank – HSI R Bear CBBC Apr 2017 T	100,000,000	2016/12/09	2017/04/27	25.00
64567	J P Morgan SP BV – HSI R Bull CBBC Nov 2017 F	200,000,000	2016/12/09	2017/11/29	50.00
64570	J P Morgan SP BV – HSI R Bear CBBC Mar 2017 W	200,000,000	2016/12/09	2017/03/30	50.00
64571	J P Morgan SP BV – HSI R Bear CBBC Mar 2017 X	200,000,000	2016/12/09	2017/03/30	50.00
64577	J P Morgan SP BV – Tencent R Bear CBBC Oct 2017 C	40,000,000	2016/12/09	2017/10/20	10.00
64474	SG Issuer – CMob R Bull CBBC Jul 2018 B	100,000,000	2016/12/09	2018/07/30	25.00
64482	SG Issuer – CNOOC R Bull CBBC Oct 2018 A	40,000,000	2016/12/09	2018/10/30	10.00
64485	SG Issuer – CNOOC R Bull CBBC Dec 2018 A	40,000,000	2016/12/09	2018/12/28	10.00
64494	SG Issuer – CP&CC R Bull CBBC Dec 2018 A	40,000,000	2016/12/09	2018/12/28	10.00
64579	SG Issuer – HSI R Bull CBBC Mar 2018 G	200,000,000	2016/12/09	2018/03/28	50.00
64588	SG Issuer – HSI R Bull CBBC Mar 2018 T	200,000,000	2016/12/09	2018/03/28	50.00
64590	SG Issuer – HSI R Bear CBBC Mar 2017 D	200,000,000	2016/12/09	2017/03/30	50.00
64589	SG Issuer – HSI R Bear CBBC Mar 2017 X	200,000,000	2016/12/09	2017/03/30	50.00
64493	SG Issuer – PetroChina R Bull CBBC Oct 2018 A	40,000,000	2016/12/09	2018/10/30	10.00
64497	SG Issuer – Tencent R Bull CBBC Sep 2018 C	100,000,000	2016/12/09	2018/09/27	25.00
64591	UBS AG – HSI R Bull CBBC Sep 2017 L	300,000,000	2016/12/09	2017/09/28	75.00
64593	UBS AG – HSI R Bull CBBC Oct 2017 H	250,000,000	2016/12/09	2017/10/30	62.50
64595	UBS AG – HSI R Bear CBBC Mar 2017 E	250,000,000	2016/12/09	2017/03/30	62.50
64602	UBS AG – HSI R Bear CBBC Mar 2017 X	250,000,000	2016/12/09	2017/03/30	62.50
64594	UBS AG – Ping An R Bull CBBC Aug 2017 B	100,000,000	2016/12/09	2017/08/21	25.00
64711	BNP Paribas Arbit Issu B.V. – HSI R Bull CBBC Nov 2017 Q	250,000,000	2016/12/12	2017/11/29	62.50
64632	BNP Paribas Arbit Issu B.V. – HSI R Bull CBBC Dec 2017 M	250,000,000	2016/12/12	2017/12/28	62.50
64697	Credit Suisse AG – HSI R Bull CBBC Aug 2017 I	300,000,000	2016/12/12	2017/08/30	75.00
64691	Credit Suisse AG – HSI R Bull CBBC Dec 2017 Q	200,000,000	2016/12/12	2017/12/28	50.00
64698	Credit Suisse AG – HSI R Bear CBBC Mar 2017 Z	200,000,000	2016/12/12	2017/03/30	50.00
64695	Credit Suisse AG – HSI R Bear CBBC Apr 2017 P	200,000,000	2016/12/12	2017/04/27	50.00
64604	Goldman Sachs SP (Asia) – HSI R Bull CBBC Oct 2017 E	200,000,000	2016/12/12	2017/10/30	50.00
64635	Goldman Sachs SP (Asia) – HSI R Bear CBBC Apr 2017 M	200,000,000	2016/12/12	2017/04/27	50.00
64710	Goldman Sachs SP (Asia) – HSI R Bear CBBC Apr 2017 N	200,000,000	2016/12/12	2017/04/27	50.00
64617	HK Bank – PetCh R Bear CBBC Nov 2017 A	40,000,000	2016/12/12	2017/11/17	10.00

## MAIN BOARD CALLABLE BULL/BEAR CONTRACTS

Code	Callable Bull/Bear Contracts	No. of issue (units)	Listing date	Expiry	Amount raised (HK\$ mil.)
64627	HK Bank – Sands China R Bear CBBC Nov 2017 A	40,000,000	2016/12/12	2017/11/17	10.00
64608	HK Bank – Tencent R Bear CBBC Mar 2017 F	40,000,000	2016/12/12	2017/03/31	10.00
64717	J P Morgan SP BV – HKEX R Bear CBBC Jul 2017 C	40,000,000	2016/12/12	2017/07/21	10.00
64681	J P Morgan SP BV – HSI R Bull CBBC Nov 2017 G	200,000,000	2016/12/12	2017/11/29	50.00
64689	J P Morgan SP BV – HSI R Bear CBBC Mar 2017 Y	200,000,000	2016/12/12	2017/03/30	50.00
64726	J P Morgan SP BV – HSI R Bear CBBC Mar 2017 Z	200,000,000	2016/12/12	2017/03/30	50.00
64719	J P Morgan SP BV – Tencent R Bull CBBC Oct 2017 F	60,000,000	2016/12/12	2017/10/20	15.00
64720	J P Morgan SP BV – Tencent R Bull CBBC Nov 2017 F	60,000,000	2016/12/12	2017/11/17	15.00
64703	SG Issuer – HSI R Bull CBBC Mar 2018 B	200,000,000	2016/12/12	2018/03/28	50.00
64702	SG Issuer – HSI R Bull CBBC Mar 2018 X	200,000,000	2016/12/12	2018/03/28	50.00
64705	SG Issuer – HSI R Bear CBBC Mar 2017 M	200,000,000	2016/12/12	2017/03/30	50.00
64706	SG Issuer – HSI R Bear CBBC Mar 2017 T	200,000,000	2016/12/12	2017/03/30	50.00
64701	UBS AG – HSI R Bull CBBC Nov 2017 N	250,000,000	2016/12/12	2017/11/29	62.50
64699	UBS AG – HSI R Bull CBBC Dec 2017 W	250,000,000	2016/12/12	2017/12/28	62.50
64713	UBS AG – HSI R Bear CBBC Mar 2017 I	250,000,000	2016/12/12	2017/03/30	62.50
64714	UBS AG – HSI R Bear CBBC Apr 2017 S	200,000,000	2016/12/12	2017/04/27	50.00
64793	Credit Suisse AG – HSBC R Bull CBBC Nov 2017 E	50,000,000	2016/12/13	2017/11/23	12.50
64794	Credit Suisse AG – HSBC R Bull CBBC Nov 2017 F	50,000,000	2016/12/13	2017/11/24	12.50
64799	Credit Suisse AG – HSI R Bull CBBC Sep 2017 H	200,000,000	2016/12/13	2017/09/28	50.00
64795	Credit Suisse AG – HSI R Bull CBBC Nov 2017 C	200,000,000	2016/12/13	2017/11/29	50.00
64787	Credit Suisse AG – HSI R Bear CBBC Mar 2017 U	200,000,000	2016/12/13	2017/03/30	50.00
64788	Credit Suisse AG – HSI R Bear CBBC Apr 2017 J	200,000,000	2016/12/13	2017/04/27	50.00
64781	Bank of East Asia – Galaxy Ent R Bull CBBC Dec 2017 E	20,000,000	2016/12/13	2017/12/18	10.00
64815	Bank of East Asia – HKEX R Bull CBBC Dec 2017 C	30,000,000	2016/12/13	2017/12/18	10.50
64818	Bank of East Asia – PICC P&C R Bull CBBC Dec 2017 A	40,000,000	2016/12/13	2017/12/18	10.00
64780	Bank of East Asia – Tencent R Bull CBBC Dec 2017 E	30,000,000	2016/12/13	2017/12/18	10.50
64813	Goldman Sachs SP (Asia) – HSI R Bull CBBC Nov 2017 B	200,000,000	2016/12/13	2017/11/29	50.00
64800	Goldman Sachs SP (Asia) – HSI R Bull CBBC Dec 2017 V	200,000,000	2016/12/13	2017/12/28	50.00
64749	HK Bank – AIA R Bear CBBC Jun 2017 B	40,000,000	2016/12/13	2017/06/30	10.00
64741	HK Bank – China Life R Bear CBBC Apr 2017 C	40,000,000	2016/12/13	2017/04/13	10.00
64740	HK Bank – HKEX R Bull CBBC Dec 2017 A	50,000,000	2016/12/13	2017/12/22	15.00
64736	HK Bank – HKEX R Bear CBBC Mar 2017 E	40,000,000	2016/12/13	2017/03/30	10.00
64730	HK Bank – HSI R Bull CBBC Sep 2017 O	100,000,000	2016/12/13	2017/09/28	25.00
64830	J P Morgan SP BV – HSBC R Bull CBBC Nov 2017 G	100,000,000	2016/12/13	2017/11/17	25.00
64826	J P Morgan SP BV – HSI R Bull CBBC Oct 2017 O	200,000,000	2016/12/13	2017/10/30	50.00
64829	J P Morgan SP BV – HSI R Bull CBBC Dec 2017 G	200,000,000	2016/12/13	2017/12/28	50.00
64820	J P Morgan SP BV – HSI R Bear CBBC Mar 2017 D	200,000,000	2016/12/13	2017/03/30	50.00
64768	SG Issuer – A50 R Bear CBBC Jul 2017 A	40,000,000	2016/12/13	2017/07/28	10.00
64879	SG Issuer – HKEX R Bear CBBC Jun 2017 B	100,000,000	2016/12/13	2017/06/29	25.00
64884	SG Issuer – HKEX R Bear CBBC Aug 2017 B	100,000,000	2016/12/13	2017/08/30	25.00
64751	SG Issuer – HSBC R Bull CBBC Sep 2018 E	100,000,000	2016/12/13	2018/09/27	25.00
64766	SG Issuer – HSBC R Bull CBBC Nov 2018 E	100,000,000	2016/12/13	2018/11/29	25.00
64863	SG Issuer – HSI R Bull CBBC Mar 2018 C	200,000,000	2016/12/13	2018/03/28	50.00
64862	SG Issuer – HSI R Bull CBBC Mar 2018 H	200,000,000	2016/12/13	2018/03/28	50.00
64867	SG Issuer – HSI R Bear CBBC Mar 2017 U	200,000,000	2016/12/13	2017/03/30	50.00

# MAIN BOARD CALLABLE BULL/BEAR CONTRACTS

Code	Callable Bull/Bear Contracts	No. of issue (units)	Listing date	Expiry	Amount raised (HK\$ mil.)
64840	UBS AG – HSI R Bull CBBC Sep 2017 P	200,000,000	2016/12/13	2017/09/28	50.00
64848	UBS AG – HSI R Bull CBBC Oct 2017 J	200,000,000	2016/12/13	2017/10/30	50.00
64832	UBS AG – HSI R Bear CBBC Mar 2017 V	200,000,000	2016/12/13	2017/03/30	50.00
64837	UBS AG – HSI R Bear CBBC Mar 2017 Z	250,000,000	2016/12/13	2017/03/30	62.50
65013	Credit Suisse AG – China Mobile R Bull CBBC Oct 2017 A	80,000,000	2016/12/14	2017/10/18	20.00
65014	Credit Suisse AG – China Mobile R Bull CBBC Oct 2017 B	80,000,000	2016/12/14	2017/10/24	20.00
65015	Credit Suisse AG – China Mobile R Bear CBBC Jul 2017 A	40,000,000	2016/12/14	2017/07/05	10.00
65010	Credit Suisse AG – CSOP A50 ETF R Bull CBBC Jun 2017 A	50,000,000	2016/12/14	2017/06/28	12.50
65012	Credit Suisse AG – CSOP A50 ETF R Bull CBBC Jun 2017 B	50,000,000	2016/12/14	2017/06/16	12.50
65016	Credit Suisse AG – HKEX R Bull CBBC Oct 2017 A	50,000,000	2016/12/14	2017/10/12	12.50
65024	Credit Suisse AG – HKEX R Bull CBBC Oct 2017 B	50,000,000	2016/12/14	2017/10/19	12.50
65028	Credit Suisse AG – HKEX R Bear CBBC Jun 2017 A	50,000,000	2016/12/14	2017/06/22	12.50
64983	Credit Suisse AG – HSBC R Bull CBBC Sep 2017 B	70,000,000	2016/12/14	2017/09/19	17.50
64987	Credit Suisse AG – HSBC R Bear CBBC Jun 2017 A	50,000,000	2016/12/14	2017/06/30	12.50
65007	Credit Suisse AG – HSBC R Bear CBBC Jun 2017 B	50,000,000	2016/12/14	2017/06/26	12.50
64968	Credit Suisse AG – HSI R Bull CBBC Nov 2017 J	200,000,000	2016/12/14	2017/11/29	50.00
65029	Credit Suisse AG – HSI R Bull CBBC Nov 2017 K	200,000,000	2016/12/14	2017/11/29	50.00
64960	Credit Suisse AG – HSI R Bear CBBC Apr 2017 N	200,000,000	2016/12/14	2017/04/27	50.00
65032	Goldman Sachs SP (Asia) – HSI R Bull CBBC Dec 2017 Z	200,000,000	2016/12/14	2017/12/28	50.00
64886	Goldman Sachs SP (Asia) – HSI R Bear CBBC Mar 2017 H	200,000,000	2016/12/14	2017/03/30	50.00
64887	HK Bank – CSOP A50 ETF R Bear CBBC Aug 2017 A	40,000,000	2016/12/14	2017/08/31	10.00
64893	HK Bank – A50 R Bear CBBC Aug 2017 A	40,000,000	2016/12/14	2017/08/31	10.00
65067	J P Morgan SP BV – CSOP A50 ETF R Bear CBBC Nov 2017 A	80,000,000	2016/12/14	2017/11/17	20.00
65066	J P Morgan SP BV – A50 China R Bear CBBC Nov 2017 A	80,000,000	2016/12/14	2017/11/17	20.00
65059	J P Morgan SP BV – HSBC R Bull CBBC Nov 2017 H	100,000,000	2016/12/14	2017/11/17	25.00
65063	J P Morgan SP BV – HSBC R Bear CBBC Sep 2017 A	100,000,000	2016/12/14	2017/09/15	25.00
65052	J P Morgan SP BV – HSI R Bull CBBC Oct 2017 I	200,000,000	2016/12/14	2017/10/30	50.00
65046	J P Morgan SP BV – HSI R Bull CBBC Oct 2018 A	200,000,000	2016/12/14	2018/10/30	50.00
65035	J P Morgan SP BV – HSI R Bear CBBC Mar 2017 H	200,000,000	2016/12/14	2017/03/30	50.00
64924	SG Issuer – Galaxy R Bull CBBC Oct 2018 B	100,000,000	2016/12/14	2018/10/30	25.00
64932	SG Issuer – HSBC R Bull CBBC Sep 2018 F	100,000,000	2016/12/14	2018/09/27	25.00
65081	SG Issuer – HSI R Bull CBBC Mar 2018 I	200,000,000	2016/12/14	2018/03/28	50.00
65082	SG Issuer – HSI R Bull CBBC Mar 2018 L	200,000,000	2016/12/14	2018/03/28	50.00
65089	SG Issuer – HSI R Bear CBBC Mar 2017 G	200,000,000	2016/12/14	2017/03/30	50.00
65092	SG Issuer – HSI R Bear CBBC Apr 2017 F	200,000,000	2016/12/14	2017/04/27	50.00
64949	SG Issuer – Sands R Bull CBBC Oct 2018 B	100,000,000	2016/12/14	2018/10/30	25.00
64952	SG Issuer – SHK Ppt P R Bull CBBC Aug 2018 B	100,000,000	2016/12/14	2018/08/30	25.00
64954	SG Issuer – Tencent R Bear CBBC Aug 2017 C	100,000,000	2016/12/14	2017/08/30	25.00
65078	UBS AG – HSI R Bull CBBC Nov 2017 A	250,000,000	2016/12/14	2017/11/29	62.50
65079	UBS AG – HSI R Bull CBBC Dec 2017 A	250,000,000	2016/12/14	2017/12/28	62.50
65072	UBS AG – HSI R Bull CBBC Dec 2017 P	200,000,000	2016/12/14	2017/12/28	50.00
65070	UBS AG – HSI R Bear CBBC Mar 2017 Y	300,000,000	2016/12/14	2017/03/30	75.00
65101	BNP Paribas Arbit Issu B.V. – HSI R Bear CBBC Mar 2017 L	250,000,000	2016/12/15	2017/03/30	62.50
65103	BNP Paribas Arbit Issu B.V. – HSI R Bear CBBC Apr 2017 G	250,000,000	2016/12/15	2017/04/27	62.50
65139	Credit Suisse AG – HSI R Bull CBBC Sep 2017 I	200,000,000	2016/12/15	2017/09/28	50.00

# MAIN BOARD CALLABLE BULL/BEAR CONTRACTS

Code	Callable Bull/Bear Contracts	No. of issue (units)	Listing date	Expiry	Amount raised (HK\$ mil.)
65142	Credit Suisse AG – HSI R Bull CBBC Nov 2017 R	200,000,000	2016/12/15	2017/11/29	50.00
65133	Credit Suisse AG – HSI R Bear CBBC Mar 2017 L	200,000,000	2016/12/15	2017/03/30	50.00
65131	Credit Suisse AG – HSI R Bear CBBC Apr 2017 Q	200,000,000	2016/12/15	2017/04/27	50.00
65124	Goldman Sachs SP (Asia) – HSI R Bull CBBC Oct 2017 F	200,000,000	2016/12/15	2017/10/30	50.00
65104	Goldman Sachs SP (Asia) – HSI R Bear CBBC Mar 2017 F	200,000,000	2016/12/15	2017/03/30	50.00
65105	Goldman Sachs SP (Asia) – HSI R Bear CBBC Mar 2017 S	200,000,000	2016/12/15	2017/03/30	50.00
65106	HK Bank – Geely Auto R Bull CBBC Nov 2017 A	40,000,000	2016/12/15	2017/11/30	10.00
65108	HK Bank – Geely Auto R Bear CBBC Nov 2017 A	40,000,000	2016/12/15	2017/11/30	10.00
65121	HK Bank – HKEX R Bull CBBC Nov 2017 E	50,000,000	2016/12/15	2017/11/30	17.50
65120	HK Bank – HKEX R Bear CBBC Jul 2017 D	40,000,000	2016/12/15	2017/07/10	10.00
65123	HK Bank – HSI R Bull CBBC Aug 2017 P	100,000,000	2016/12/15	2017/08/30	25.00
65172	J P Morgan SP BV – Galaxy Ent R Bull CBBC Nov 2017 D	150,000,000	2016/12/15	2017/11/17	37.50
65170	J P Morgan SP BV – HKEX R Bear CBBC Jul 2017 D	40,000,000	2016/12/15	2017/07/21	10.00
65150	J P Morgan SP BV – HSI R Bull CBBC Nov 2017 J	200,000,000	2016/12/15	2017/11/29	50.00
65149	J P Morgan SP BV – HSI R Bull CBBC Nov 2017 R	200,000,000	2016/12/15	2017/11/29	50.00
65128	J P Morgan SP BV – HSI R Bear CBBC Mar 2017 J	200,000,000	2016/12/15	2017/03/30	50.00
65174	SG Issuer – HSI R Bull CBBC Mar 2018 P	200,000,000	2016/12/15	2018/03/28	50.00
65177	SG Issuer – HSI R Bull CBBC Mar 2018 Q	200,000,000	2016/12/15	2018/03/28	50.00
65184	SG Issuer – HSI R Bear CBBC Mar 2017 I	200,000,000	2016/12/15	2017/03/30	50.00
65188	SG Issuer – HSI R Bear CBBC Mar 2017 J	200,000,000	2016/12/15	2017/03/30	50.00
65169	UBS AG – HSI R Bull CBBC Sep 2017 R	250,000,000	2016/12/15	2017/09/28	62.50
65166	UBS AG – HSI R Bull CBBC Oct 2017 I	250,000,000	2016/12/15	2017/10/30	62.50
65162	UBS AG – HSI R Bear CBBC Mar 2017 K	250,000,000	2016/12/15	2017/03/30	62.50
65152	UBS AG – HSI R Bear CBBC Mar 2017 L	250,000,000	2016/12/15	2017/03/30	62.50
65215	Credit Suisse AG – HSI R Bull CBBC Sep 2017 F	200,000,000	2016/12/16	2017/09/28	50.00
65216	Credit Suisse AG – HSI R Bull CBBC Nov 2017 D	200,000,000	2016/12/16	2017/11/29	50.00
65220	Credit Suisse AG – HSI R Bear CBBC Mar 2017 N	200,000,000	2016/12/16	2017/03/30	50.00
65219	Credit Suisse AG – HSI R Bear CBBC Apr 2017 R	200,000,000	2016/12/16	2017/04/27	50.00
65221	Credit Suisse AG – HSI R Bear CBBC Aug 2017 A	200,000,000	2016/12/16	2017/08/30	50.00
65218	Credit Suisse AG – Tencent R Bear CBBC Jul 2017 A	200,000,000	2016/12/16	2017/07/26	50.00
65208	Goldman Sachs SP (Asia) – HSI R Bull CBBC Dec 2017 U	200,000,000	2016/12/16	2017/12/28	50.00
65209	Goldman Sachs SP (Asia) – HSI R Bear CBBC Mar 2017 T	200,000,000	2016/12/16	2017/03/30	50.00
65195	HK Bank – AIA R Bull CBBC Dec 2017 A	60,000,000	2016/12/16	2017/12/22	15.00
65207	HK Bank – Galaxy Ent R Bear CBBC Jul 2017 D	40,000,000	2016/12/16	2017/07/31	10.00
65203	HK Bank – Sands China R Bull CBBC Aug 2017 E	60,000,000	2016/12/16	2017/08/18	15.00
65201	HK Bank – Sands China R Bull CBBC Dec 2017 A	60,000,000	2016/12/16	2017/12/22	15.00
65206	HK Bank – Sands China R Bear CBBC Dec 2017 A	40,000,000	2016/12/16	2017/12/22	10.00
65267	J P Morgan SP BV – Galaxy Ent R Bull CBBC Dec 2017 D	150,000,000	2016/12/16	2017/12/14	37.50
65263	J P Morgan SP BV – HKEX R Bear CBBC Jul 2017 E	40,000,000	2016/12/16	2017/07/21	10.00
65237	J P Morgan SP BV – HSI R Bull CBBC Oct 2017 Z	200,000,000	2016/12/16	2017/10/30	50.00
65247	J P Morgan SP BV – HSI R Bear CBBC Mar 2017 K	200,000,000	2016/12/16	2017/03/30	50.00
65264	J P Morgan SP BV – Sands China R Bull CBBC Nov 2017 B	150,000,000	2016/12/16	2017/11/17	37.50
65268	J P Morgan SP BV – Tencent R Bull CBBC Nov 2017 G	60,000,000	2016/12/16	2017/11/17	15.00
65212	Macquarie Bank Ltd. – HSBC R Bear CBBC Jan 2018 A	40,000,000	2016/12/16	2018/01/30	10.00
65269	SG Issuer – HSI R Bull CBBC Mar 2018 O	200,000,000	2016/12/16	2018/03/28	50.00

# MAIN BOARD CALLABLE BULL/BEAR CONTRACTS

Code	Callable Bull/Bear Contracts	No. of issue (units)	Listing date	Expiry	Amount raised (HK\$ mil.)
65272	SG Issuer – HSI R Bear CBBC Mar 2017 C	200,000,000	2016/12/16	2017/03/30	50.00
65277	SG Issuer – HSI R Bear CBBC Mar 2017 H	200,000,000	2016/12/16	2017/03/30	50.00
65223	UBS AG – HSI R Bull CBBC Sep 2017 Z	250,000,000	2016/12/16	2017/09/28	62.50
65224	UBS AG – HSI R Bull CBBC Oct 2017 W	250,000,000	2016/12/16	2017/10/30	62.50
65228	UBS AG – HSI R Bear CBBC Mar 2017 D	200,000,000	2016/12/16	2017/03/30	50.00
65229	UBS AG – HSI R Bear CBBC Mar 2017 M	200,000,000	2016/12/16	2017/03/30	50.00
65230	UBS AG – HSI R Bear CBBC Mar 2017 P	200,000,000	2016/12/16	2017/03/30	50.00
65289	BNP Paribas Arbit Issu B.V. – HSI R Bull CBBC Nov 2017 R	250,000,000	2016/12/19	2017/11/29	62.50
65313	BNP Paribas Arbit Issu B.V. – HSI R Bull CBBC Dec 2017 N	250,000,000	2016/12/19	2017/12/28	62.50
65308	BNP Paribas Arbit Issu B.V. – HSI R Bear CBBC Mar 2017 B	250,000,000	2016/12/19	2017/03/30	62.50
65373	BNP Paribas Arbit Issu B.V. – HSI R Bear CBBC Mar 2017 H	250,000,000	2016/12/19	2017/03/30	62.50
65298	BNP Paribas Arbit Issu B.V. – HSI R Bear CBBC Apr 2017 H	250,000,000	2016/12/19	2017/04/27	62.50
65309	BNP Paribas Arbit Issu B.V. – HSI R Bear CBBC Apr 2017 I	250,000,000	2016/12/19	2017/04/27	62.50
65352	Credit Suisse AG – HKEX R Bear CBBC Jun 2017 B	50,000,000	2016/12/19	2017/06/15	12.50
65316	Credit Suisse AG – HSI R Bull CBBC Sep 2017 J	200,000,000	2016/12/19	2017/09/28	50.00
65349	Credit Suisse AG – HSI R Bull CBBC Sep 2017 K	200,000,000	2016/12/19	2017/09/28	50.00
65314	Credit Suisse AG – HSI R Bull CBBC Nov 2017 F	250,000,000	2016/12/19	2017/11/29	62.50
65413	Credit Suisse AG – HSI R Bear CBBC Mar 2017 V	200,000,000	2016/12/19	2017/03/30	50.00
65323	Credit Suisse AG – HSI R Bear CBBC Apr 2017 K	200,000,000	2016/12/19	2017/04/27	50.00
65341	Credit Suisse AG – HSI R Bear CBBC Apr 2017 T	200,000,000	2016/12/19	2017/04/27	50.00
65342	Credit Suisse AG – HSI R Bear CBBC Apr 2017 U	200,000,000	2016/12/19	2017/04/27	50.00
65363	Credit Suisse AG – Tencent R Bull CBBC Jul 2017 C	50,000,000	2016/12/19	2017/07/12	12.50
65355	Credit Suisse AG – Tencent R Bear CBBC Jul 2017 B	50,000,000	2016/12/19	2017/07/19	12.50
65278	Goldman Sachs SP (Asia) – HSI R Bull CBBC Nov 2017 V	200,000,000	2016/12/19	2017/11/29	50.40
65476	Goldman Sachs SP (Asia) – HSI R Bear CBBC Apr 2017 O	200,000,000	2016/12/19	2017/04/27	51.20
65477	Goldman Sachs SP (Asia) – HSI R Bear CBBC Apr 2017 P	200,000,000	2016/12/19	2017/04/27	50.60
65284	HK Bank – CC Bank R Bull CBBC Oct 2017 A	50,000,000	2016/12/19	2017/10/23	12.50
65288	HK Bank – CC Bank R Bull CBBC Oct 2017 B	50,000,000	2016/12/19	2017/10/23	12.50
65279	HK Bank – PetCh R Bull CBBC Dec 2017 A	50,000,000	2016/12/19	2017/12/22	12.50
65282	HK Bank – Tencent R Bear CBBC Oct 2017 B	40,000,000	2016/12/19	2017/10/23	10.00
65499	J P Morgan SP BV – HKEX R Bear CBBC Nov 2017 A	40,000,000	2016/12/19	2017/11/17	10.00
65488	J P Morgan SP BV – HSI R Bull CBBC Oct 2017 Q	200,000,000	2016/12/19	2017/10/30	50.00
65504	J P Morgan SP BV – HSI R Bear CBBC Mar 2017 E	200,000,000	2016/12/19	2017/03/30	50.00
65521	J P Morgan SP BV – HSI R Bear CBBC Mar 2017 G	200,000,000	2016/12/19	2017/03/30	50.00
65532	J P Morgan SP BV – HSI R Bear CBBC Mar 2017 L	200,000,000	2016/12/19	2017/03/30	50.00
65496	J P Morgan SP BV – Tencent R Bear CBBC Nov 2017 H	40,000,000	2016/12/19	2017/11/17	10.00
65311	Macquarie Bank Ltd. – Tencent R Bull CBBC Sep 2017 A	31,000,000	2016/12/19	2017/09/29	10.14
65310	Macquarie Bank Ltd. – Tencent R Bear CBBC Sep 2017 A	31,000,000	2016/12/19	2017/09/29	10.04
65439	SG Issuer – HSI R Bull CBBC Mar 2018 E	200,000,000	2016/12/19	2018/03/28	50.00
65430	SG Issuer – HSI R Bull CBBC Mar 2018 V	200,000,000	2016/12/19	2018/03/28	50.00
65447	SG Issuer – HSI R Bear CBBC Mar 2017 K	200,000,000	2016/12/19	2017/03/30	50.00
65448	SG Issuer – HSI R Bear CBBC Mar 2017 L	200,000,000	2016/12/19	2017/03/30	50.00
65452	SG Issuer – HSI R Bear CBBC Mar 2017 N	200,000,000	2016/12/19	2017/03/30	50.00
65374	UBS AG – HSI R Bull CBBC Nov 2017 R	300,000,000	2016/12/19	2017/11/29	75.00
65411	UBS AG – HSI R Bull CBBC Nov 2017 Y	200,000,000	2016/12/19	2017/11/29	50.00

# MAIN BOARD CALLABLE BULL/BEAR CONTRACTS

Code	Callable Bull/Bear Contracts	No. of issue (units)	Listing date	Expiry	Amount raised (HK\$ mil.)
65381	UBS AG – HSI R Bull CBBC Dec 2017 V	250,000,000	2016/12/19	2017/12/28	62.50
65397	UBS AG – HSI R Bear CBBC Mar 2017 S	250,000,000	2016/12/19	2017/03/30	62.50
65412	UBS AG – HSI R Bear CBBC Mar 2017 U	250,000,000	2016/12/19	2017/03/30	62.50
65404	UBS AG – HSI R Bear CBBC Apr 2017 T	200,000,000	2016/12/19	2017/04/27	50.00
65409	UBS AG – HSI R Bear CBBC Apr 2017 U	250,000,000	2016/12/19	2017/04/27	62.50
65611	BNP Paribas Arbit Issu B.V. – HSI R Bull CBBC Nov 2017 P	250,000,000	2016/12/20	2017/11/29	62.50
65621	Credit Suisse AG – HKEX R Bull CBBC Nov 2017 B	50,000,000	2016/12/20	2017/11/13	12.50
65633	Credit Suisse AG – HSI R Bull CBBC Sep 2017 L	200,000,000	2016/12/20	2017/09/28	50.00
65640	Credit Suisse AG – HSI R Bull CBBC Nov 2017 L	200,000,000	2016/12/20	2017/11/29	50.00
65656	Credit Suisse AG – HSI R Bear CBBC Apr 2017 V	200,000,000	2016/12/20	2017/04/27	50.00
65657	Credit Suisse AG – HSI R Bear CBBC Apr 2017 W	200,000,000	2016/12/20	2017/04/27	50.00
65588	Bank of East Asia – AIA R Bull CBBC Dec 2017 A	15,000,000	2016/12/20	2017/12/14	10.20
65586	Bank of East Asia – China Mobile R Bull CBBC Dec 2017 C	40,000,000	2016/12/20	2017/12/14	10.00
65538	Goldman Sachs SP (Asia) – HSI R Bull CBBC Oct 2017 G	200,000,000	2016/12/20	2017/10/30	50.00
65632	Goldman Sachs SP (Asia) – HSI R Bear CBBC Apr 2017 Q	200,000,000	2016/12/20	2017/04/27	50.00
65571	HK Bank – HKEX R Bull CBBC Dec 2017 B	50,000,000	2016/12/20	2017/12/15	15.00
65545	HK Bank – HSI R Bear CBBC Apr 2017 U	100,000,000	2016/12/20	2017/04/27	25.00
65551	HK Bank – HSI R Bear CBBC Apr 2017 V	100,000,000	2016/12/20	2017/04/27	25.00
65581	HK Bank – Tencent R Bull CBBC Dec 2017 A	50,000,000	2016/12/20	2017/12/15	12.50
65676	J P Morgan SP BV – HSI R Bull CBBC Dec 2017 C	200,000,000	2016/12/20	2017/12/28	50.00
65694	J P Morgan SP BV – HSI R Bear CBBC Mar 2017 F	200,000,000	2016/12/20	2017/03/30	50.00
65684	J P Morgan SP BV – HSI R Bear CBBC Mar 2017 M	200,000,000	2016/12/20	2017/03/30	50.00
65660	SG Issuer – HSI R Bear CBBC Mar 2017 D	200,000,000	2016/12/20	2017/03/30	50.00
65695	UBS AG – HSI R Bull CBBC Oct 2017 M	250,000,000	2016/12/20	2017/10/30	62.50
65696	UBS AG – HSI R Bear CBBC Mar 2017 T	250,000,000	2016/12/20	2017/03/30	62.50
65723	UBS AG – HSI R Bear CBBC Mar 2017 W	200,000,000	2016/12/20	2017/03/30	50.00
65946	Credit Suisse AG – HSI R Bull CBBC Aug 2017 J	300,000,000	2016/12/21	2017/08/30	75.00
65950	Credit Suisse AG – HSI R Bull CBBC Nov 2017 E	200,000,000	2016/12/21	2017/11/29	50.00
65942	Credit Suisse AG – HSI R Bear CBBC Mar 2017 W	200,000,000	2016/12/21	2017/03/30	50.00
65939	Credit Suisse AG – HSI R Bear CBBC Apr 2017 X	200,000,000	2016/12/21	2017/04/27	50.00
65916	Goldman Sachs SP (Asia) – HSI R Bull CBBC Nov 2017 X	200,000,000	2016/12/21	2017/11/29	50.00
65725	Goldman Sachs SP (Asia) – HSI R Bear CBBC Apr 2017 R	200,000,000	2016/12/21	2017/04/27	50.00
65904	HK Bank – HSI R Bull CBBC Sep 2017 P	100,000,000	2016/12/21	2017/09/28	25.00
65901	HK Bank – HSI R Bull CBBC Oct 2017 J	100,000,000	2016/12/21	2017/10/30	25.00
65879	HK Bank – PetCh R Bull CBBC Nov 2017 B	50,000,000	2016/12/21	2017/11/15	12.50
65894	HK Bank – PetCh R Bear CBBC Nov 2017 B	40,000,000	2016/12/21	2017/11/15	10.00
65892	HK Bank – Tencent R Bull CBBC Nov 2017 D	50,000,000	2016/12/21	2017/11/15	12.50
65914	HK Bank – China Vanke R Bull CBBC Nov 2017 A	40,000,000	2016/12/21	2017/11/15	16.00
65996	J P Morgan SP BV – HSI R Bull CBBC Oct 2017 E	200,000,000	2016/12/21	2017/10/30	50.00
65986	J P Morgan SP BV – HSI R Bear CBBC Mar 2017 I	200,000,000	2016/12/21	2017/03/30	50.00
65928	Macquarie Bank Ltd. – HSI R Bull CBBC Jan 2018 A	80,000,000	2016/12/21	2018/01/30	20.00
65731	SG Issuer – AAC Tech R Bear CBBC Sep 2017 A	100,000,000	2016/12/21	2017/09/28	25.00
65737	SG Issuer – AIA R Bear CBBC Mar 2018 A	100,000,000	2016/12/21	2018/03/28	25.00
65744	SG Issuer – BOC HK R Bear CBBC Sep 2018 A	100,000,000	2016/12/21	2018/09/27	25.00
65801	SG Issuer – COVS R Bear CBBC Sep 2017 B	40,000,000	2016/12/21	2017/09/28	12.00

# MAIN BOARD CALLABLE BULL/BEAR CONTRACTS

Code	Callable Bull/Bear Contracts	No. of issue (units)	Listing date	Expiry	Amount raised (HK\$ mil.)
65813	SG Issuer – CUni R Bear CBBC Sep 2017 A	40,000,000	2016/12/21	2017/09/28	10.00
65834	SG Issuer – CKH R Bear CBBC Sep 2017 A	100,000,000	2016/12/21	2017/09/28	25.00
65800	SG Issuer – China Life R Bear CBBC Dec 2017 B	40,000,000	2016/12/21	2017/12/28	10.00
65846	SG Issuer – CSA50 R Bear CBBC Sep 2017 A	40,000,000	2016/12/21	2017/09/28	10.00
65849	SG Issuer – Galaxy R Bear CBBC Sep 2018 A	100,000,000	2016/12/21	2018/09/27	25.00
65997	SG Issuer – HSI R Bull CBBC Mar 2018 B	200,000,000	2016/12/21	2018/03/28	50.00
65998	SG Issuer – HSI R Bear CBBC Mar 2017 X	200,000,000	2016/12/21	2017/03/30	50.00
65878	SG Issuer – Lenovo R Bear CBBC Dec 2017 A	40,000,000	2016/12/21	2017/12/28	10.00
65861	SG Issuer – SHK Ppt P R Bear CBBC Dec 2017 A	100,000,000	2016/12/21	2017/12/28	25.00
65971	UBS AG – HKEX R Bull CBBC Oct 2017 A	50,000,000	2016/12/21	2017/10/16	12.50
65969	UBS AG – HSBC R Bull CBBC Nov 2017 E	50,000,000	2016/12/21	2017/11/20	12.50
65981	UBS AG – HSCEI R Bear CBBC Apr 2017 A	100,000,000	2016/12/21	2017/04/27	25.00
65980	UBS AG – HSI R Bull CBBC Sep 2017 A	300,000,000	2016/12/21	2017/09/28	75.00
65958	UBS AG – HSI R Bear CBBC Mar 2017 E	200,000,000	2016/12/21	2017/03/30	50.00
65959	UBS AG – HSI R Bear CBBC Mar 2017 X	250,000,000	2016/12/21	2017/03/30	62.50
65976	UBS AG – Tencent R Bull CBBC Nov 2017 A	50,000,000	2016/12/21	2017/11/13	12.50
66010	BNP Paribas Arbit Issu B.V. – HSI R Bull CBBC Nov 2017 D	250,000,000	2016/12/22	2017/11/29	62.50
66002	BNP Paribas Arbit Issu B.V. – HSI R Bull CBBC Dec 2017 P	250,000,000	2016/12/22	2017/12/28	62.50
66081	Credit Suisse AG – China Mobile R Bull CBBC Oct 2017 C	50,000,000	2016/12/22	2017/10/20	12.50
66079	Credit Suisse AG – China Mobile R Bull CBBC Nov 2017 A	50,000,000	2016/12/22	2017/11/17	12.50
66077	Credit Suisse AG – China Life R Bull CBBC Sep 2017 D	40,000,000	2016/12/22	2017/09/26	13.20
66073	Credit Suisse AG – HSI R Bull CBBC Oct 2017 U	200,000,000	2016/12/22	2017/10/30	50.00
66038	Credit Suisse AG – HSI R Bull CBBC Nov 2017 S	200,000,000	2016/12/22	2017/11/29	50.00
66042	Credit Suisse AG – HSI R Bull CBBC Dec 2017 R	200,000,000	2016/12/22	2017/12/28	50.00
66094	Credit Suisse AG – HSI R Bear CBBC Mar 2017 Z	200,000,000	2016/12/22	2017/03/30	50.00
66096	Credit Suisse AG – HSI R Bear CBBC Apr 2017 S	200,000,000	2016/12/22	2017/04/27	50.00
66085	Credit Suisse AG – HSI R Bear CBBC Apr 2017 Y	300,000,000	2016/12/22	2017/04/27	75.00
66181	Goldman Sachs SP (Asia) – HSI R Bull CBBC Nov 2017 C	200,000,000	2016/12/22	2017/11/29	50.00
66017	Goldman Sachs SP (Asia) – HSI R Bull CBBC Nov 2017 D	200,000,000	2016/12/22	2017/11/29	50.00
66187	Goldman Sachs SP (Asia) – HSI R Bear CBBC Apr 2017 S	200,000,000	2016/12/22	2017/04/27	50.00
66198	Goldman Sachs SP (Asia) – HSI R Bear CBBC Apr 2017 T	200,000,000	2016/12/22	2017/04/27	50.00
66036	HK Bank – AIA R Bear CBBC Jun 2017 C	40,000,000	2016/12/22	2017/06/19	10.00
66022	HK Bank – HKEX R Bull CBBC Dec 2017 C	50,000,000	2016/12/22	2017/12/22	15.00
66031	HK Bank – HKEX R Bear CBBC Jun 2017 E	40,000,000	2016/12/22	2017/06/19	10.00
66029	HK Bank – HSCEI R Bear CBBC May 2017 F	50,000,000	2016/12/22	2017/05/29	12.50
66023	HK Bank – HSI R Bear CBBC May 2017 F	100,000,000	2016/12/22	2017/05/29	25.00
66028	HK Bank – HSI R Bear CBBC May 2017 G	100,000,000	2016/12/22	2017/05/29	25.00
66153	J P Morgan SP BV – HKEX R Bull CBBC Oct 2017 G	60,000,000	2016/12/22	2017/10/20	15.00
66158	J P Morgan SP BV – HKEX R Bear CBBC Nov 2017 B	40,000,000	2016/12/22	2017/11/17	10.00
66021	J P Morgan SP BV – HSI R Bull CBBC Oct 2017 R	200,000,000	2016/12/22	2017/10/30	50.00
66146	J P Morgan SP BV – HSI R Bull CBBC Nov 2017 Z	200,000,000	2016/12/22	2017/11/29	50.00
66150	J P Morgan SP BV – HSI R Bear CBBC Mar 2017 N	200,000,000	2016/12/22	2017/03/30	50.00
66169	J P Morgan SP BV – HSI R Bear CBBC Mar 2017 O	200,000,000	2016/12/22	2017/03/30	50.00
66161	J P Morgan SP BV – Tencent R Bear CBBC Nov 2017 I	40,000,000	2016/12/22	2017/11/17	10.00
66202	SG Issuer – HSI R Bull CBBC Dec 2017 P	200,000,000	2016/12/22	2017/12/28	50.00

# MAIN BOARD CALLABLE BULL/BEAR CONTRACTS

Code	Callable Bull/Bear Contracts	No. of issue (units)	Listing date	Expiry	Amount raised (HK\$ mil.)
66200	SG Issuer – HSI R Bull CBBC Mar 2018 G	200,000,000	2016/12/22	2018/03/28	50.00
66212	SG Issuer – HSI R Bear CBBC Mar 2017 M	200,000,000	2016/12/22	2017/03/30	50.00
66214	SG Issuer – HSI R Bear CBBC Mar 2017 T	200,000,000	2016/12/22	2017/03/30	50.00
66219	SG Issuer – HSI R Bear CBBC Apr 2017 G	200,000,000	2016/12/22	2017/04/27	50.00
66226	SG Issuer – HSI R Bear CBBC Apr 2017 H	200,000,000	2016/12/22	2017/04/27	50.00
66107	UBS AG – HSI R Bull CBBC Sep 2017 J	200,000,000	2016/12/22	2017/09/28	50.00
66114	UBS AG – HSI R Bull CBBC Sep 2017 M	300,000,000	2016/12/22	2017/09/28	75.00
66111	UBS AG – HSI R Bull CBBC Sep 2017 Y	250,000,000	2016/12/22	2017/09/28	62.50
66118	UBS AG – HSI R Bull CBBC Oct 2017 B	300,000,000	2016/12/22	2017/10/30	75.00
66124	UBS AG – HSI R Bull CBBC Nov 2017 P	250,000,000	2016/12/22	2017/11/29	62.50
66102	UBS AG – HSI R Bull CBBC Dec 2017 X	250,000,000	2016/12/22	2017/12/28	62.50
66137	UBS AG – HSI R Bear CBBC Mar 2017 I	250,000,000	2016/12/22	2017/03/30	62.50
66144	UBS AG – HSI R Bear CBBC Mar 2017 V	200,000,000	2016/12/22	2017/03/30	50.00
66145	UBS AG – HSI R Bear CBBC Apr 2017 V	250,000,000	2016/12/22	2017/04/27	62.50
66297	BNP Paribas Arbit Issu B.V. – HSI R Bear CBBC Mar 2017 K	250,000,000	2016/12/23	2017/03/30	62.50
66302	BNP Paribas Arbit Issu B.V. – HSI R Bear CBBC Mar 2017 X	250,000,000	2016/12/23	2017/03/30	62.50
66282	BNP Paribas Arbit Issu B.V. – HSI R Bear CBBC Apr 2017 J	250,000,000	2016/12/23	2017/04/27	62.50
66298	BNP Paribas Arbit Issu B.V. – HSI R Bear CBBC Apr 2017 K	250,000,000	2016/12/23	2017/04/27	62.50
66306	Credit Suisse AG – HSI R Bull CBBC Nov 2017 C	200,000,000	2016/12/23	2017/11/29	50.00
66316	Credit Suisse AG – HSI R Bear CBBC Mar 2017 U	200,000,000	2016/12/23	2017/03/30	50.00
66332	Credit Suisse AG – HSI R Bear CBBC Apr 2017 M	200,000,000	2016/12/23	2017/04/27	50.00
66314	Credit Suisse AG – HSI R Bear CBBC Apr 2017 Z	200,000,000	2016/12/23	2017/04/27	50.00
66304	Goldman Sachs SP (Asia) – HSI R Bull CBBC Nov 2017 I	200,000,000	2016/12/23	2017/11/29	50.00
66361	Goldman Sachs SP (Asia) – HSI R Bear CBBC Apr 2017 U	200,000,000	2016/12/23	2017/04/27	50.00
66252	HK Bank – China Mobile R Bull CBBC Dec 2017 B	50,000,000	2016/12/23	2017/12/22	12.50
66255	HK Bank – Geely Auto R Bull CBBC Dec 2017 A	40,000,000	2016/12/23	2017/12/22	10.00
66254	HK Bank – PICC P&C R Bull CBBC Dec 2017 A	40,000,000	2016/12/23	2017/12/22	10.00
66270	HK Bank – Ping An R Bear CBBC Dec 2017 A	40,000,000	2016/12/23	2017/12/22	10.00
66246	HK Bank – SHK Ppt R Bull CBBC Dec 2017 C	40,000,000	2016/12/23	2017/12/22	10.00
66338	J P Morgan SP BV – HSI R Bull CBBC Dec 2017 F	200,000,000	2016/12/23	2017/12/28	50.00
66340	J P Morgan SP BV – HSI R Bear CBBC Apr 2017 I	200,000,000	2016/12/23	2017/04/27	50.00
66345	J P Morgan SP BV – HSI R Bear CBBC Apr 2017 J	200,000,000	2016/12/23	2017/04/27	50.00
66241	SG Issuer – HKEX R Bear CBBC Sep 2017 A	100,000,000	2016/12/23	2017/09/28	25.00
66415	SG Issuer – HSI R Bull CBBC Mar 2018 S	200,000,000	2016/12/23	2018/03/28	50.00
66419	SG Issuer – HSI R Bear CBBC Apr 2017 I	200,000,000	2016/12/23	2017/04/27	50.00
66421	SG Issuer – HSI R Bear CBBC Apr 2017 J	200,000,000	2016/12/23	2017/04/27	50.00
66429	SG Issuer – HSI R Bear CBBC Apr 2017 K	200,000,000	2016/12/23	2017/04/27	50.00
66402	UBS AG – HSI R Bull CBBC Oct 2017 H	200,000,000	2016/12/23	2017/10/30	50.00
66403	UBS AG – HSI R Bear CBBC Apr 2017 W	250,000,000	2016/12/23	2017/04/27	62.50
66411	UBS AG – HSI R Bear CBBC Apr 2017 X	200,000,000	2016/12/23	2017/04/27	50.00
66456	BNP Paribas Arbit Issu B.V. – HSI R Bull CBBC Nov 2017 S	250,000,000	2016/12/28	2017/11/29	62.50
66489	BNP Paribas Arbit Issu B.V. – HSI R Bull CBBC Dec 2017 K	250,000,000	2016/12/28	2017/12/28	62.50
66435	BNP Paribas Arbit Issu B.V. – HSI R Bull CBBC Dec 2017 O	250,000,000	2016/12/28	2017/12/28	62.50
66606	BNP Paribas Arbit Issu B.V. – HSI R Bear CBBC Mar 2017 Q	250,000,000	2016/12/28	2017/03/30	62.50
66600	BNP Paribas Arbit Issu B.V. – HSI R Bear CBBC Apr 2017 L	250,000,000	2016/12/28	2017/04/27	62.50



# MAIN BOARD CALLABLE BULL/BEAR CONTRACTS

Code	Callable Bull/Bear Contracts	No. of issue (units)	Listing date	Expiry	Amount raised (HK\$ mil.)
66558	Credit Suisse AG – China Life R Bear CBBC Sep 2017 A	40,000,000	2016/12/28	2017/09/18	10.00
66555	Credit Suisse AG – HKEX R Bear CBBC Jul 2017 A	50,000,000	2016/12/28	2017/07/07	12.50
66593	Credit Suisse AG – HSI R Bull CBBC Sep 2017 R	200,000,000	2016/12/28	2017/09/28	50.00
66590	Credit Suisse AG – HSI R Bull CBBC Nov 2017 I	200,000,000	2016/12/28	2017/11/29	50.00
66554	Credit Suisse AG – HSI R Bear CBBC Apr 2017 F	200,000,000	2016/12/28	2017/04/27	50.00
66545	Credit Suisse AG – HSI R Bear CBBC Apr 2017 G	200,000,000	2016/12/28	2017/04/27	50.00
66588	Credit Suisse AG – HSI R Bear CBBC Apr 2017 H	200,000,000	2016/12/28	2017/04/27	50.00
66578	Credit Suisse AG – Ping An R Bear CBBC Jun 2017 A	50,000,000	2016/12/28	2017/06/28	12.50
66472	Goldman Sachs SP (Asia) – HSI R Bull CBBC Nov 2017 A	200,000,000	2016/12/28	2017/11/29	50.00
66542	Goldman Sachs SP (Asia) – HSI R Bear CBBC Apr 2017 V	200,000,000	2016/12/28	2017/04/27	50.00
66534	HK Bank – CSOP A50 ETF R Bull CBBC Jan 2018 A	50,000,000	2016/12/28	2018/01/08	12.50
66541	HK Bank – CSOP A50 ETF R Bull CBBC Jan 2018 B	50,000,000	2016/12/28	2018/01/15	12.50
66497	HK Bank – HSCEI R Bear CBBC May 2017 G	50,000,000	2016/12/28	2017/05/29	12.50
66494	HK Bank – HSI R Bull CBBC Nov 2017 D	100,000,000	2016/12/28	2017/11/29	25.00
66508	HK Bank – HSI R Bull CBBC Nov 2017 E	100,000,000	2016/12/28	2017/11/29	25.00
66490	HK Bank – HSI R Bear CBBC May 2017 H	100,000,000	2016/12/28	2017/05/29	25.00
66515	HK Bank – HSI R Bear CBBC Nov 2017 E	100,000,000	2016/12/28	2017/11/29	25.00
66516	HK Bank – China Vanke R Bull CBBC Jan 2018 A	40,000,000	2016/12/28	2018/01/08	20.00
66699	J P Morgan SP BV – HSI R Bull CBBC Oct 2017 H	200,000,000	2016/12/28	2017/10/30	50.00
66697	J P Morgan SP BV – HSI R Bull CBBC Nov 2017 C	200,000,000	2016/12/28	2017/11/29	50.00
66710	J P Morgan SP BV – HSI R Bear CBBC Mar 2017 P	200,000,000	2016/12/28	2017/03/30	50.00
66720	J P Morgan SP BV – HSI R Bear CBBC Mar 2017 Q	200,000,000	2016/12/28	2017/03/30	50.00
66900	J P Morgan SP BV – China Vanke R Bull CBBC Nov 2017 A	40,000,000	2016/12/28	2017/11/17	10.00
66722	SG Issuer – AAC Tech R Bull CBBC Jun 2018 A	100,000,000	2016/12/28	2018/06/28	25.00
66771	SG Issuer – AIA R Bull CBBC Jul 2018 A	100,000,000	2016/12/28	2018/07/30	25.00
66780	SG Issuer – CMob R Bull CBBC Oct 2018 B	100,000,000	2016/12/28	2018/10/30	25.00
66786	SG Issuer – CMob R Bull CBBC Dec 2018 A	100,000,000	2016/12/28	2018/12/28	25.00
66806	SG Issuer – CMob R Bear CBBC Sep 2017 A	100,000,000	2016/12/28	2017/09/28	25.00
66645	SG Issuer – COVS R Bull CBBC Dec 2017 A	40,000,000	2016/12/28	2017/12/28	10.00
66676	SG Issuer – A50 R Bear CBBC Aug 2017 B	40,000,000	2016/12/28	2017/08/30	10.00
66671	SG Issuer – HKEX R Bear CBBC Aug 2017 C	100,000,000	2016/12/28	2017/08/30	25.00
66673	SG Issuer – HSBC R Bear CBBC Aug 2017 C	100,000,000	2016/12/28	2017/08/30	25.00
66842	SG Issuer – HSI R Bull CBBC Mar 2018 T	200,000,000	2016/12/28	2018/03/28	50.00
66852	SG Issuer – HSI R Bull CBBC Mar 2018 X	200,000,000	2016/12/28	2018/03/28	50.00
66859	SG Issuer – HSI R Bear CBBC Apr 2017 L	200,000,000	2016/12/28	2017/04/27	50.00
66896	SG Issuer – HSI R Bear CBBC Apr 2017 M	200,000,000	2016/12/28	2017/04/27	50.00
66899	SG Issuer – HSI R Bear CBBC Apr 2017 N	200,000,000	2016/12/28	2017/04/27	50.00
66680	SG Issuer – PetroChina R Bull CBBC Aug 2018 A	40,000,000	2016/12/28	2018/08/30	10.00
66681	SG Issuer – PetroChina R Bear CBBC Oct 2017 A	40,000,000	2016/12/28	2017/10/30	10.00
66682	SG Issuer – Ping An R Bear CBBC Nov 2017 A	100,000,000	2016/12/28	2017/11/29	25.00
66691	SG Issuer – Sands R Bear CBBC Feb 2018 B	100,000,000	2016/12/28	2018/02/27	25.00
66695	SG Issuer – Tencent R Bear CBBC Aug 2017 D	100,000,000	2016/12/28	2017/08/30	25.00
66664	SG Issuer – China Vanke R Bull CBBC May 2018 A	40,000,000	2016/12/28	2018/05/30	10.00
66617	UBS AG – HSI R Bull CBBC Oct 2017 J	250,000,000	2016/12/28	2017/10/30	62.50
66610	UBS AG – HSI R Bull CBBC Dec 2017 R	300,000,000	2016/12/28	2017/12/28	75.00

# MAIN BOARD CALLABLE BULL/BEAR CONTRACTS

Code	Callable Bull/Bear Contracts	No. of issue (units)	Listing date	Expiry	Amount raised (HK\$ mil.)
66626	UBS AG – HSI R Bull CBBC Dec 2017 T	200,000,000	2016/12/28	2017/12/28	50.00
66632	UBS AG – HSI R Bear CBBC Apr 2017 Y	200,000,000	2016/12/28	2017/04/27	50.00
66636	UBS AG – HSI R Bear CBBC Apr 2017 Z	250,000,000	2016/12/28	2017/04/27	62.50
66633	UBS AG – HSI R Bear CBBC May 2017 C	250,000,000	2016/12/28	2017/05/29	62.50
66634	UBS AG – HSI R Bear CBBC May 2017 D	250,000,000	2016/12/28	2017/05/29	62.50
67079	Credit Suisse AG – China Mobile R Bear CBBC Aug 2017 A	50,000,000	2016/12/29	2017/08/04	12.50
67076	Credit Suisse AG – HKEX R Bull CBBC Nov 2017 C	50,000,000	2016/12/29	2017/11/17	12.50
67066	Credit Suisse AG – HSI R Bull CBBC Sep 2017 D	300,000,000	2016/12/29	2017/09/28	75.00
67096	Credit Suisse AG – HSI R Bull CBBC Oct 2017 M	200,000,000	2016/12/29	2017/10/30	50.00
67044	Credit Suisse AG – HSI R Bear CBBC Apr 2017 I	200,000,000	2016/12/29	2017/04/27	50.00
67061	Credit Suisse AG – HSI R Bear CBBC Apr 2017 L	200,000,000	2016/12/29	2017/04/27	50.00
67124	Credit Suisse AG – HSI R Bear CBBC Apr 2017 O	200,000,000	2016/12/29	2017/04/27	50.00
67116	Credit Suisse AG – Tencent R Bull CBBC Oct 2017 A	50,000,000	2016/12/29	2017/10/11	13.25
67095	Credit Suisse AG – Tencent R Bear CBBC Jul 2017 C	50,000,000	2016/12/29	2017/07/07	12.50
67158	Goldman Sachs SP (Asia) – HSI R Bull CBBC Dec 2017 K	200,000,000	2016/12/29	2017/12/28	50.00
67169	Goldman Sachs SP (Asia) – HSI R Bull CBBC Dec 2017 L	200,000,000	2016/12/29	2017/12/28	50.00
67173	Goldman Sachs SP (Asia) – HSI R Bull CBBC Dec 2017 N	200,000,000	2016/12/29	2017/12/28	50.00
66911	Goldman Sachs SP (Asia) – HSI R Bull CBBC Dec 2017 S	200,000,000	2016/12/29	2017/12/28	50.00
67176	Goldman Sachs SP (Asia) – HSI R Bear CBBC Apr 2017 W	200,000,000	2016/12/29	2017/04/27	50.00
67002	HK Bank – China Mobile R Bear CBBC Jul 2017 A	40,000,000	2016/12/29	2017/07/17	10.00
66945	HK Bank – COVS R Bull CBBC Jan 2018 A	40,000,000	2016/12/29	2018/01/08	18.00
66951	HK Bank – COVS R Bear CBBC Jul 2017 A	40,000,000	2016/12/29	2017/07/17	14.00
66950	HK Bank – CUni R Bull CBBC Dec 2017 A	40,000,000	2016/12/29	2017/12/22	10.00
67000	HK Bank – CC Bank R Bear CBBC Dec 2017 A	40,000,000	2016/12/29	2017/12/22	10.00
66906	HK Bank – CKH R Bear CBBC Jul 2017 A	40,000,000	2016/12/29	2017/07/17	10.00
67028	HK Bank – China Life R Bull CBBC Dec 2017 A	40,000,000	2016/12/29	2017/12/22	22.00
67033	HK Bank – China Life R Bear CBBC Jul 2017 A	40,000,000	2016/12/29	2017/07/17	12.00
66977	HK Bank – CNOOC R Bull CBBC Dec 2017 A	50,000,000	2016/12/29	2017/12/22	12.50
66986	HK Bank – CNOOC R Bear CBBC Jul 2017 B	40,000,000	2016/12/29	2017/07/17	10.00
66959	HK Bank – Sinopec Corp R Bull CBBC Dec 2017 A	50,000,000	2016/12/29	2017/12/22	12.50
66923	HK Bank – Geely Auto R Bear CBBC Jan 2018 A	40,000,000	2016/12/29	2018/01/08	10.00
66918	HK Bank – Galaxy Ent R Bear CBBC Jan 2018 A	40,000,000	2016/12/29	2018/01/08	10.00
66936	HK Bank – HKEX R Bull CBBC Dec 2017 D	50,000,000	2016/12/29	2017/12/22	15.00
66949	HK Bank – HKEX R Bull CBBC Jan 2018 A	50,000,000	2016/12/29	2018/01/08	17.50
66931	HK Bank – HKEX R Bear CBBC Jul 2017 E	40,000,000	2016/12/29	2017/07/17	10.00
66908	HK Bank – SHK Ppt R Bull CBBC Jan 2018 B	40,000,000	2016/12/29	2018/01/08	12.00
66935	HK Bank – SHK Ppt R Bear CBBC Jul 2017 A	40,000,000	2016/12/29	2017/07/17	10.00
67188	J P Morgan SP BV – AIA R Bull CBBC Jul 2017 A	100,000,000	2016/12/29	2017/07/21	25.00
67185	J P Morgan SP BV – HSI R Bull CBBC Dec 2017 G	200,000,000	2016/12/29	2017/12/28	50.00
67193	J P Morgan SP BV – HSI R Bull CBBC Dec 2017 J	200,000,000	2016/12/29	2017/12/28	50.00
67201	J P Morgan SP BV – HSI R Bear CBBC Mar 2017 R	200,000,000	2016/12/29	2017/03/30	50.00
67205	J P Morgan SP BV – HSI R Bear CBBC Mar 2017 U	200,000,000	2016/12/29	2017/03/30	50.00
67211	J P Morgan SP BV – HSI R Bear CBBC Apr 2017 K	200,000,000	2016/12/29	2017/04/27	50.00
66903	Macquarie Bank Ltd. – Tencent R Bull CBBC Jun 2017 A	3,500,000	2016/12/29	2017/06/30	10.03
67217	SG Issuer – HSI R Bull CBBC Mar 2018 C	200,000,000	2016/12/29	2018/03/28	50.00

# MAIN BOARD CALLABLE BULL/BEAR CONTRACTS

Code	Callable Bull/Bear Contracts	No. of issue (units)	Listing date	Expiry	Amount raised (HK\$ mil.)
67223	SG Issuer – HSI R Bear CBBC Apr 2017 O	200,000,000	2016/12/29	2017/04/27	50.00
67234	SG Issuer – HSI R Bear CBBC Apr 2017 P	200,000,000	2016/12/29	2017/04/27	50.00
67235	SG Issuer – HSI R Bear CBBC Apr 2017 Q	200,000,000	2016/12/29	2017/04/27	50.00
67236	SG Issuer – HSI R Bear CBBC Apr 2017 R	200,000,000	2016/12/29	2017/04/27	50.00
67156	UBS AG – HSCEI R Bull CBBC Nov 2017 C	100,000,000	2016/12/29	2017/11/29	25.00
67157	UBS AG – HSCEI R Bear CBBC Mar 2017 B	100,000,000	2016/12/29	2017/03/30	25.00
67127	UBS AG – HSI R Bull CBBC Nov 2017 L	250,000,000	2016/12/29	2017/11/29	62.50
67137	UBS AG – HSI R Bull CBBC Nov 2017 M	250,000,000	2016/12/29	2017/11/29	62.50
67132	UBS AG – HSI R Bear CBBC Apr 2017 H	200,000,000	2016/12/29	2017/04/27	50.00
67155	UBS AG – HSI R Bear CBBC Apr 2017 I	200,000,000	2016/12/29	2017/04/27	50.00
67149	UBS AG – HSI R Bear CBBC Apr 2017 K	250,000,000	2016/12/29	2017/04/27	62.50
67265	BNP Paribas Arbit Issu B.V. – HSI R Bear CBBC Apr 2017 M	250,000,000	2016/12/30	2017/04/27	62.50
67272	BNP Paribas Arbit Issu B.V. – HSI R Bear CBBC Apr 2017 N	250,000,000	2016/12/30	2017/04/27	62.50
67287	BNP Paribas Arbit Issu B.V. – HSI R Bear CBBC Apr 2017 O	250,000,000	2016/12/30	2017/04/27	62.50
67291	BNP Paribas Arbit Issu B.V. – HSI R Bear CBBC Apr 2017 P	250,000,000	2016/12/30	2017/04/27	62.50
67293	BNP Paribas Arbit Issu B.V. – HSI R Bear CBBC Apr 2017 Q	250,000,000	2016/12/30	2017/04/27	62.50
67475	Credit Suisse AG – AIA R Bull CBBC Sep 2017 A	50,000,000	2016/12/30	2017/09/29	12.50
67467	Credit Suisse AG – AIA R Bull CBBC Oct 2017 A	50,000,000	2016/12/30	2017/10/10	12.50
67485	Credit Suisse AG – AIA R Bear CBBC Jul 2017 A	50,000,000	2016/12/30	2017/07/21	12.50
67494	Credit Suisse AG – AIA R Bear CBBC Jul 2017 B	50,000,000	2016/12/30	2017/07/07	12.50
67500	Credit Suisse AG – China Life R Bear CBBC Jul 2017 A	40,000,000	2016/12/30	2017/07/11	11.20
67502	Credit Suisse AG – CSOP A50 ETF R Bull CBBC Oct 2017 A	40,000,000	2016/12/30	2017/10/18	10.00
67508	Credit Suisse AG – CSOP A50 ETF R Bull CBBC Oct 2017 B	40,000,000	2016/12/30	2017/10/12	10.00
67440	Credit Suisse AG – HKEX R Bull CBBC Dec 2017 A	50,000,000	2016/12/30	2017/12/08	15.00
67441	Credit Suisse AG – HKEX R Bear CBBC Jul 2017 B	50,000,000	2016/12/30	2017/07/21	14.75
67426	Credit Suisse AG – HSBC R Bear CBBC Sep 2017 A	50,000,000	2016/12/30	2017/09/04	12.50
67510	Credit Suisse AG – HSI R Bull CBBC Dec 2017 U	200,000,000	2016/12/30	2017/12/28	50.00
67511	Credit Suisse AG – HSI R Bull CBBC Dec 2017 V	200,000,000	2016/12/30	2017/12/28	50.00
67415	Credit Suisse AG – HSI R Bear CBBC Apr 2017 P	200,000,000	2016/12/30	2017/04/27	50.00
67419	Credit Suisse AG – HSI R Bear CBBC May 2017 B	300,000,000	2016/12/30	2017/05/29	75.00
67495	Credit Suisse AG – Ping An R Bear CBBC Oct 2017 A	50,000,000	2016/12/30	2017/10/03	12.50
67452	Credit Suisse AG – Tencent R Bull CBBC Oct 2017 B	50,000,000	2016/12/30	2017/10/31	17.50
67376	Goldman Sachs SP (Asia) – HSI R Bull CBBC Dec 2017 O	200,000,000	2016/12/30	2017/12/28	50.00
67392	Goldman Sachs SP (Asia) – HSI R Bull CBBC Dec 2017 P	200,000,000	2016/12/30	2017/12/28	50.00
67365	Goldman Sachs SP (Asia) – HSI R Bear CBBC Apr 2017 X	200,000,000	2016/12/30	2017/04/27	50.00
67350	HK Bank – AAC Tech R Bull CBBC Jan 2018 A	40,000,000	2016/12/30	2018/01/15	10.00
67310	HK Bank – ABC R Bull CBBC Jan 2018 A	50,000,000	2016/12/30	2018/01/15	12.50
67315	HK Bank – AIA R Bull CBBC Dec 2017 B	60,000,000	2016/12/30	2017/12/22	15.00
67329	HK Bank – AIA R Bull CBBC Jan 2018 A	60,000,000	2016/12/30	2018/01/08	15.00
67330	HK Bank – AIA R Bear CBBC Jul 2017 A	40,000,000	2016/12/30	2017/07/17	10.00
67241	HK Bank – CSOP A50 ETF R Bull CBBC Jan 2018 C	50,000,000	2016/12/30	2018/01/08	12.50
67242	HK Bank – CSOP A50 ETF R Bull CBBC Jan 2018 D	50,000,000	2016/12/30	2018/01/15	12.50
67243	HK Bank – A50 R Bull CBBC Jan 2018 B	50,000,000	2016/12/30	2018/01/15	12.50
67245	HK Bank – A50 R Bull CBBC Jan 2018 C	50,000,000	2016/12/30	2018/01/15	12.50
67250	HK Bank – A50 R Bull CBBC Jan 2018 D	50,000,000	2016/12/30	2018/01/08	12.50

## MAIN BOARD CALLABLE BULL/BEAR CONTRACTS

Code	Callable Bull/Bear Contracts	No. of issue (units)	Listing date	Expiry	Amount raised (HK\$ mil.)
67240	HK Bank – HS H-SH ETF R Bull CBBC Dec 2017 A	50,000,000	2016/12/30	2017/12/22	12.50
67238	HK Bank – HS H-SH ETF R Bull CBBC Jan 2018 A	50,000,000	2016/12/30	2018/01/15	12.50
67239	HK Bank – HS H-SH ETF R Bull CBBC Jan 2018 B	50,000,000	2016/12/30	2018/01/22	12.50
67263	HK Bank – HS H-SH ETF R Bull CBBC Jan 2018 C	50,000,000	2016/12/30	2018/01/08	12.50
67237	HK Bank – HS H-SH ETF R Bear CBBC Jul 2017 A	40,000,000	2016/12/30	2017/07/17	10.00
67307	HK Bank – Lenovo R Bear CBBC Jan 2018 A	40,000,000	2016/12/30	2018/01/08	10.00
67339	HK Bank – Ping An R Bull CBBC Jan 2018 A	60,000,000	2016/12/30	2018/01/08	15.00
67342	HK Bank – Ping An R Bull CBBC Jan 2018 B	60,000,000	2016/12/30	2018/01/15	15.00
67348	HK Bank – Ping An R Bear CBBC Dec 2017 B	40,000,000	2016/12/30	2017/12/22	10.00
67338	HK Bank – Sands China R Bear CBBC Jan 2018 A	40,000,000	2016/12/30	2018/01/08	10.00
67540	J P Morgan SP BV – China Mobile R Bull CBBC Oct 2017 C	100,000,000	2016/12/30	2017/10/20	25.00
67554	J P Morgan SP BV – HSI R Bull CBBC Jan 2018 U	200,000,000	2016/12/30	2018/01/30	50.00
67549	J P Morgan SP BV – HSI R Bear CBBC Mar 2017 S	200,000,000	2016/12/30	2017/03/30	50.00
67551	J P Morgan SP BV – HSI R Bear CBBC Mar 2017 T	200,000,000	2016/12/30	2017/03/30	50.00
67298	Macquarie Bank Ltd. – HKEX R Bull CBBC Jul 2017 A	40,000,000	2016/12/30	2017/07/31	10.00
67525	SG Issuer – HSI R Bull CBBC Dec 2017 Q	200,000,000	2016/12/30	2017/12/28	50.00
67529	SG Issuer – HSI R Bull CBBC Dec 2017 R	200,000,000	2016/12/30	2017/12/28	50.00
67524	SG Issuer – HSI R Bull CBBC Mar 2018 F	200,000,000	2016/12/30	2018/03/28	50.00
67531	SG Issuer – HSI R Bull CBBC Mar 2018 H	200,000,000	2016/12/30	2018/03/28	50.00
67532	SG Issuer – HSI R Bull CBBC Mar 2018 M	200,000,000	2016/12/30	2018/03/28	50.00
67538	SG Issuer – HSI R Bear CBBC Apr 2017 S	200,000,000	2016/12/30	2017/04/27	50.00
67522	UBS AG – HSI R Bull CBBC Oct 2017 N	200,000,000	2016/12/30	2017/10/30	50.00
67521	UBS AG – HSI R Bear CBBC Apr 2017 L	250,000,000	2016/12/30	2017/04/27	62.50
67517	UBS AG – HSI R Bear CBBC Apr 2017 M	200,000,000	2016/12/30	2017/04/27	50.00
<b>Total</b>					<b>78,979.94</b>

# Further issue

# DR/ELI/TRADING ONLY STOCKS TRADING STATISTICS

## Depository Receipt Trading Statistics

		No. of issues	Turnover value (HK\$ mil.)
2015	Q4	4	49.30
2016	Q1	4	29.99
	Q2	4	54.20
	Q3	2	22.02
	Q4	2	12.84

## Equity Linked Instrument Trading Statistics

		No. of issues	Turnover value (HK\$ mil.)
2015	Q4	-	-
2016	Q1	-	-
	Q2	-	-
	Q3	-	-
	Q4	-	-

## NASDAQ Stocks

		No. of issues	Turnover value (HK\$ mil.)
2015	Q4	6	0.01
2016	Q1	6	0.04
	Q2	6	0.10
	Q3	6	0.29
	Q4	6	0.03

## iShares

		No. of issues	Turnover value (HK\$ mil.)
2015	Q4	2	0.09
2016	Q1	2	-
	Q2	2	-
	Q3	2	-
	Q4	2	-

# GEM EQUITIES

## Equity Turnover – GEM

		Share (Mil. shs)	Value (HK\$ mil.)	No. of deals
2015	Q4	136,058.68	39,886.12	1,212,890
2016	Q1	85,420.86	25,666.83	730,890
	Q2	107,905.65	31,516.06	917,745
	Q3	135,466.80	32,617.31	1,028,333
	Q4	101,583.21	26,606.56	769,681

## Equity Trading Statistics – GEM

		No. of trading days	Average daily turnover (HK\$ mil.)	Average value per deal
2015	Q4	63	633.11	32,885
2016	Q1	59	435.03	35,117
	Q2	62	508.32	34,341
	Q3	63	517.74	31,719
	Q4	61	436.17	34,568

## 20 Most Advanced GEM Stocks

for 4th quarter 2016

Rank	Code	Stock	Closing price		% up
			End of Dec 2016	End of Sep 2016	
1	08293	SINGASIA HLDG	4.200	1.380	204.35
2	08176	SKYNET GROUP	9.400	4.180	124.88
3	08037	RUI KANG PHARM	0.360	0.166	116.87
4	08057	MADISON WINE	2.120	1.130	87.61
5	08125	KATE CHINA	3.800	2.100	80.95
6	08060	GLOBAL LINK	0.243	0.139	74.82
7	08331	FS NONMETAL	1.030	0.590	74.58
8	08093	ODELLALEATHER	1.010	0.600	68.33
9	08088	AID PARTNERS	0.120	0.072	66.67
10	08122	THELLOY DEV	0.425	0.255	66.67
11	08047	CHINA OCEAN FISH	0.295	0.179	64.80
12	08190	COMBEST HOLD	0.126	0.079	59.49
13	08127	SEASON PACIFIC	13.460	8.510	58.17
14	08182	CHINA CANDY	0.158	0.100	58.00
15	08101	JIA MENG HLDG	0.126	0.080	57.50
16	08227	HT ANTENNA HOLD	1.480	0.960	54.17
17	08081	IE CHINA	0.107	0.074	44.59
18	08237	LINK HOLDINGS	1.150	0.840	36.90
19	08161	MEDINET GROUP	0.237	0.176	34.66
20	08218	ECHO INT HOLD	1.270	0.950	33.68

A Adjusted

# GEM EQUITIES

## 20 Most Declined GEM Stocks

for 4th quarter 2016

Rank	Code	Stock	Closing price		% down
			End of Dec 2016	End of Sep 2016	
1	08368	CREATIVE CHINA	0.260	1.960	-86.73
2	08292	WORLDGATEGLOBAL	0.495	1.880	-73.67
3	08173	UNION ASIA ENT	0.014	0.044	-68.18
4	08195	L&A INTL HOLD	0.011	0.031	-64.52
5	08153	CODE AGRI	1.030	2.810	-63.35
6	08046	HENG XIN CHINA	0.046	0.093	-50.54
7	08269	WEALTHGLORY-NEW	0.178	0.354 A	-49.72
8	08066	PHOENITRON HOLD	0.033	0.064	-48.44
9	08315	KING FORCE GP	0.044	0.077	-42.86
10	08363	SDM GROUP	0.740	1.270	-41.73
11	08346	TEM HOLDINGS	0.295	0.500	-41.00
12	08245	ON REAL INT-NEW	0.480	0.813 A	-40.96
13	08189	TEDA BIOMEDICAL	0.740	1.230	-39.84
14	08056	DINING CONCEPTS	0.350	0.570	-38.60
15	08345	FIRE ROCK	2.580	4.110	-37.23
16	08007	GLOBALSTRAT	0.164	0.260	-36.92
17	08192	GLOBAL ENGY-NEW	0.370	0.568 A	-34.86
18	08112	FOCUS MEDIA	0.365	0.560 A	-34.82
19	08089	CHINESE STRAT	0.235	0.355	-33.80
20	08026	PROSTEN HEALTH	0.228	0.340	-32.94

A Adjusted

# GEM EQUITIES

## 20 Most Active GEM Stocks by Value

for 4th quarter 2016

Rank	Code	Stock	Turnover (HK\$ mil.)	% of total
1	08227	HT ANTENNA HOLD	1,345.38	5.06
2	08207	CREDIT CHINA	1,188.03	4.47
3	08133	JETE POWER	923.34	3.47
4	08215	FIRST CREDIT	782.26	2.94
5	08102	LI BAO GE GP	729.45	2.74
6	08083	INNOVATIONPAY	627.06	2.36
7	08231	PFC DEVICE	559.66	2.10
8	08193	GC PRO SER	483.68	1.82
9	08315	KING FORCE GP	439.64	1.65
10	08336	TELECOM DIGIT	395.00	1.48
11	08078	HMV DIGIT CHINA	390.64	1.47
12	08057	MADISON WINE	386.62	1.45
13	08149	ALTUS HLDGS	382.77	1.44
14	08153	CODE AGRI	374.66	1.41
15	08081	IE CHINA	372.85	1.40
16	08047	CHINAOCEAN FISH	357.70	1.34
17	08095	BEIDA JADE BIRD	345.83	1.30
18	08278	CMON	327.77	1.23
19	08321	TAI KAM HLDGS	326.41	1.23
20	08325	CHINA SMARTPAY	319.10	1.20
<b>Total</b>			<b>11,057.83</b>	<b>41.56</b>



# GEM EQUITIES

## 20 Most Active GEM Stock by Shares

for 4th quarter 2016

Rank	Code	Stock	Turnover (Mil. shs)	% of total
1	08195	L&A INTL HOLD	20,785.29	20.46
2	08171	CHINA TRENDS	8,323.18	8.19
3	08315	KING FORCE GP	6,467.08	6.37
4	08081	IE CHINA	4,202.53	4.14
5	08186	IR RESOURCES	2,454.37	2.42
6	08133	JETE POWER	2,276.10	2.24
7	08215	FIRST CREDIT	1,784.16	1.76
8	08047	CHINAOCEAN FISH	1,654.85	1.63
9	08173	UNION ASIA ENT	1,589.09	1.56
10	08088	AID PARTNERS	1,498.27	1.47
11	08269	WEALTHGLORY-NEW	1,468.99	1.45
12	08101	JIA MENG HLDG	1,415.16	1.39
13	08207	CREDIT CHINA	1,347.87	1.33
14	08085	HK LIFE SCI	1,327.60	1.31
15	08086	DX.COM HOLDINGS	1,291.86	1.27
16	08046	HENG XIN CHINA	1,285.30	1.27
17	08072	ROMA GROUP	1,189.48	1.17
18	08231	PFC DEVICE	1,163.45	1.15
19	08182	CHINA CANDY	1,058.41	1.04
20	08278	CMON	995.65	0.98
<b>Total</b>			<b>63,578.68</b>	<b>62.59</b>

# GEM EQUITIES

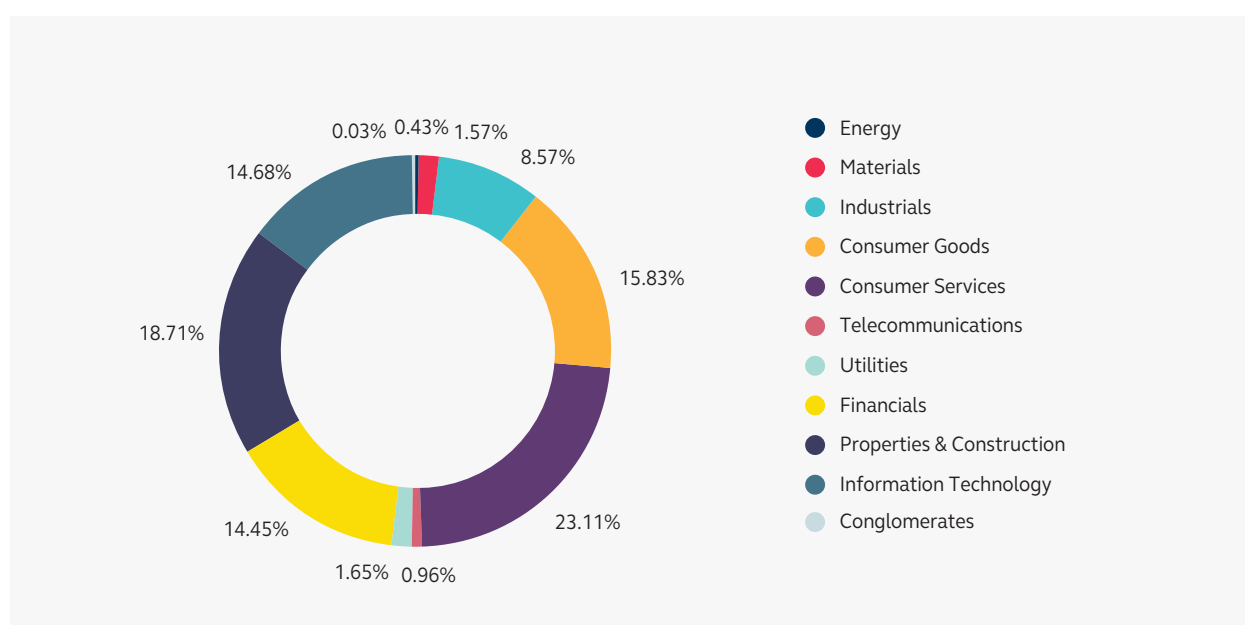
## Market Capitalisation of Listed Companies for GEM

as at the quarter end

		HK\$ mil.
2015	Q4	258,175.74
2016	Q1	248,978.34
	Q2	266,315.62
	Q3	277,457.32
	Q4	310,871.86

## Market Capitalisation by Hang Seng Industry Classification System\* – GEM

Quarter-end figures



\* Hang Seng Industry Classification System (HSICS) is provided by Hang Seng Indexes Company Limited.

Note: New Hang Seng Industry Classification System took effect on 9 September 2013.

# GEM EQUITIES

## 50 Leading Companies by Market Capitalisation – GEM

as at the 4th quarter end 2016

Rank	Company	Market capitalisation (HK\$ mil.)	% of market total
1	08217 Luen Wong Group Holdings Ltd.	27,955.20	8.99
2	08207 Credit China FinTech Holdings Ltd.	20,016.78	6.44
3	08279 AGTech Holdings Ltd.	14,895.03	4.79
4	08127 Season Pacific Holdings Ltd.	13,460.00	4.33
5	08138 Beijing Tong Ren Tang Chinese Medicine Co. Ltd.	8,772.81	2.82
6	08057 Madison Wine Holdings Ltd.	8,480.00	2.73
7	08321 Tai Kam Holdings Ltd.	7,920.00	2.55
8	08008 Sunevision Holdings Ltd.	7,710.28	2.48
9	08032 Viva China Holdings Ltd.	6,573.27	2.11
10	08265 Powerwell Pacific Holdings Ltd.	6,481.82	2.09
11	08411 K W Nelson Interior Architect Group Ltd.	5,550.00	1.79
12	08407 China Industrial Securities Int'l Financial Group Ltd.	5,280.00	1.70
13	08137 Honbridge Holdings Ltd.	5,110.18	1.64
14	08158 China Regenerative Medicine International Ltd.	4,484.38	1.44
15	08176 SkyNet Group Ltd.	4,279.06	1.38
16	08078 HMV Digital China Group Ltd.	4,205.53	1.35
17	08167 Neo Telemedia Ltd.	4,049.76	1.30
18	08237 Link Holdings Ltd.	4,013.50	1.29
19	08083 China Innovationpay Group Ltd.	3,537.60	1.14
20	08052 Luk Hing Entertainment Group Holdings Ltd.	3,240.00	1.04
21	08193 GreaterChina Professional Services Ltd.	3,109.10	1.00
22	08352 Sing On Holdings Ltd.	3,057.60	0.98
23	08021 WLS Holdings Ltd.	2,936.43	0.94
24	08102 Li Bao Ge Group Ltd.	2,880.00	0.93
25	08005 Yuxing InfoTech Investment Holdings Ltd.	2,632.51	0.85
26	08283 Zheng Li Holdings Ltd.	2,625.00	0.84
27	08361 China Parenting Network Holdings Ltd.	2,576.52	0.83
28	08261 Haitian Energy International Ltd.	2,512.40	0.81
29	08325 China Smartpay Group Holdings Ltd.	2,455.64	0.79
30	08295 ZZ Capital International Limited	2,307.82	0.74
31	08326 Tonking New Energy Group Holdings Ltd.	2,028.64	0.65
32	08245 On Real International Holdings Ltd.	1,843.20	0.59
33	08172 Lajin Entertainment Network Group Ltd.	1,829.62	0.59
34	08233 CIG Yangtze Ports PLC	1,811.32	0.58
35	08030 Flying Financial Service Holdings Ltd.	1,783.38	0.57
36	08090 China Assurance Finance Group Ltd.	1,759.22	0.57
37	08058 Shandong Luoxin Pharmaceutical Group Stock Co., Ltd. – H Shs	1,741.04	0.56
38	08196 Great Water Holdings Ltd.	1,728.00	0.56
39	08215 First Credit Finance Group Ltd.	1,687.39	0.54
40	08027 KPM Holding Ltd.	1,632.00	0.52
41	08097 Pinestone Captial Ltd.	1,571.20	0.51
42	08262 Super Strong Holdings Ltd.	1,544.00	0.50
43	08029 Sun International Resources Ltd.	1,502.71	0.48
44	08336 Telecom Digital Holdings Ltd.	1,466.09	0.47
45	08260 Yin He Holdings Ltd.	1,461.57	0.47
46	08310 Dafeng Port Heshun Technology Co. Ltd.	1,455.44	0.47
47	08125 Kate China Holdings Ltd.	1,379.40	0.44
48	08246 Northern New Energy Holdings Ltd.	1,373.31	0.44
49	08133 Jete Power Holdings Ltd.	1,347.50	0.43
50	08016 Changhong Jiahua Holdings Ltd.	1,338.28	0.43
<b>Total</b>		<b>225,391.54</b>	<b>72.50</b>
<b>Market Total</b>		<b>310,871.86</b>	<b>100.00</b>

# GEM EQUITIES

## New Listing Statistics – equities for GEM

		No. of newly listed companies	Funds raised (HK\$ mil.)
2015	Q4	13	931.94
2016	Q1	6	344.80
	Q2	9	801.32
	Q3	10	775.30
	Q4	20	2,669.32

## Newly Listed Companies for GEM

for 4th quarter 2016

Code	Company name	Listing date	No. of issued shares	Funds raised (HK\$ mil.)
08035	Janco Holdings Ltd.	2016/10/07	600,000,000	61.50
08231	PFC Device Inc.	2016/10/07	1,600,000,000	83.45
08240	Goal Forward Holdings Ltd.	2016/10/13	1,280,000,000	72.00
08023	Kwong Man Kee Group Ltd.	2016/10/13	600,000,000	64.50
08320	Allied Sustainability & Environmental Consultants Group Ltd.	2016/10/17	1,200,000,000	57.12
08149	Altus Holdings Ltd.	2016/10/17	800,000,000	85.00
08407	China Industrial Securities Int'l Financial Group Ltd.	2016/10/20	4,000,000,000	1,330.00
08321	Tai Kam Holdings Ltd.	2016/10/28	800,000,000	70.00
08283	Zheng Li Holdings Ltd.	2016/11/08	500,000,000	50.00
08052	Luk Hing Entertainment Group Holdings Ltd.	2016/11/11	1,800,000,000	94.50
08278	CMON Ltd.	2016/12/02	1,806,000,000	74.29
08160	Goldway Education Group Ltd.	2016/12/02	522,500,000	35.36
08411	K W Nelson Interior Architect Group Ltd.	2016/12/08	1,000,000,000	50.00
08308	Gudou Holdings Ltd.	2016/12/09	980,000,000	156.00
08039	KNK Holdings Ltd.	2016/12/12	418,000,000	44.85
08062	EFT Solutions Holdings Ltd.	2016/12/15	480,000,000	67.20
08342	Vixtel Technologies Holdings Ltd.	2016/12/15	486,745,000	76.07
08353	Anacle Systems Ltd.	2016/12/16	399,158,496	74.00
08352	Sing On Holdings Ltd.	2016/12/16	672,000,000	60.48
08343	HongGuang Lighting Holdings Co. Ltd.	2016/12/30	400,000,000	63.00
<b>Total</b>				<b>2,669.32</b>

## Withdrawal of Listed Companies – GEM

for 4th quarter 2016

Code	Company name	Last trading date	Delisted date
08140	ICO Group Ltd. *	2016/10/11	2016/10/12 §
08017	Long Success International (Holdings) Ltd.	2013/12/03	2016/10/19
08105	Synergy Group Holdings International Ltd. *	2016/10/25	2016/10/26 §

\* Transfers of listing from GEM to Main Board pursuant to the revised Rule 9.24 of the GEM Listing Rules and to the new Chapter 9A of the Main Board Listing Rules effective from 1 July 2008.

§ Effective date of the transfer of listing from GEM to Main Board.

# GEM EQUITIES

## Company Name Changes for GEM

for 4th quarter 2016

Code	Old name	New name	Effective date	Adoption date
08207	Credit China Holdings Ltd.	Credit China FinTech Holdings Ltd.	2016/09/15	2016/10/04
08051	TeleEye Holdings Ltd.	CircuTech International Holdings Ltd.	2016/08/30	2016/10/20
08026	Prosten Technology Holdings Ltd.	Prosten Health Holdings Ltd.	2016/09/30	2016/10/21
08020	Chanceton Financial Group Ltd.	Unitas Holdings Ltd.	2016/10/04	2016/11/02
08048	Hong Kong Jewellery Holding Ltd.	Yu Tak International Holdings Ltd.	2016/09/07	2016/11/16
08047	Sky Forever Supply Chain Management Group Ltd.	China Ocean Fishing Holdings Ltd.	2016/10/19	2016/11/28

## Bonus Issues / Bonus Warrants for GEM

for 4th quarter 2016

Code	Company	Particulars	Ex-date
NIL			

## Share Split / Consolidation for GEM

for 4th quarter 2016

Code	Company	Particulars	Effective date
08112	Focus Media Network Ltd.	Consolidation 10 into 1	2016/11/02
08202	Inno-Tech Holdings Ltd.	Consolidation 5 into 1	2016/11/04
08057	Madison Wine Holdings Ltd.	Split 1 into 10	2016/11/08
08272	Chinese Food and Beverage Group Ltd.	Consolidation 2 into 1	2016/11/14
08269	Wealth Glory Holdings Ltd.	Consolidation 6 into 1	2016/12/07
08192	Global Energy Resources International Group Ltd.	Consolidation 8 into 1	2016/12/08
08245	On Real International Holdings Ltd.	Split 1 into 8	2016/12/15

## Rights Issues & Open Offers for GEM

for 4th quarter 2016

Month	Code	Company	Ratio	Funds raised (HK\$ mil.)
Dec	08272	Chinese Food and Beverage Group Ltd.	Rts 9 for 1 @\$0.13 (after consolidation 2 into 1)	309.09
<b>Total</b>				<b>309.09</b>

# GEM EQUITIES

## Placing\*

Month	Code	Company	No. of new shares placed	Placing price (HK\$)	Funds raised (HK\$ mil.)
2016					
Oct	08212	CELEBRATE INT	63,896,000	0.1700	10.86
	08089	CHINESE STRAT	150,000,000	0.2400	36.00
	08202	INNO-TECH HOLD	159,249,356	0.1000	15.92
	08041	LUXEY INT'L	600,000,000	0.1000	60.00
	08307	MEDICSKIN	80,000,000	0.6480	51.84
	08277	STEEDORIENTAL	18,400,000	1.1300	20.79
Nov	08202	INNO-TECH HOLD	31,849,871	0.3500	11.15
	08101	JIA MENG HLDG	462,720,000	0.1000	46.27
	08256	NETEL	25,000,000	0.1000	2.50
Dec	08120	CH DEMETER INV	118,340,000	0.1000	11.83
	08132	CHINAOILGANGRAN	200,000,000	0.1010	20.20
	08190	COMBEST HOLD	640,000,000	0.1000	64.00
	08086	DX.COM HOLDINGS	468,750,000	0.1280	60.00
	08063	GLOBAL M HLDG	800,000,000	0.1400	112.00
	08227	HT ANTENNA HOLD	92,000,000	0.2500	23.00
	08176	SKYNET GROUP	35,416,666	4.8000	170.00
	08028	TIMELESS	425,000,000	0.0950	40.38
	08238	WINTO GROUP	1,440,000,000	0.0280	40.32
	08260	YIN HE HLDGS	109,050,000	0.9170	100.00
<b>Total</b>					<b>897.07</b>

\* Due to the reporting time-lag, placing figures for the quarter are provisional.

# GEM WARRANTS

## Warrant Trading and Market Value Statistics – GEM

		Number	Turnover value (HK\$ mil.)	Market value (HK\$ mil.)
2015	Q4	1	4.37	9.86
2016	Q1	2	2.64	99.62
	Q2	2	31.57	72.78
	Q3	1	5.98	62.92
	Q4	1	2.54	62.90

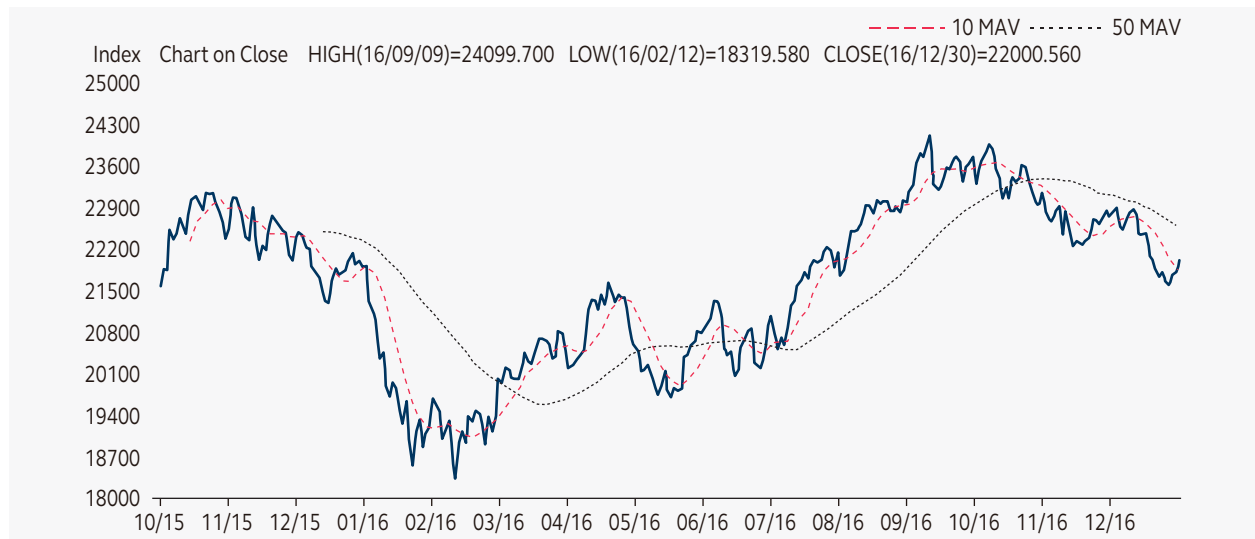
## Newly Listed Equity GEM Warrants

for 4th quarter 2016

Code	Equity warrants	Initial issued amount (HK)	Listing date	Expiry	Amount raised (HK\$ mil.)
	Nil				
<b>Total</b>					-

# STOCK MARKET INDICES

## Hang Seng Index



## S&P/HKEX LargeCap Index



## S&P/HKEX GEM Index





# STOCK MARKET INDICES

## Hong Kong Stock Market Indices

Index	End of Dec 2016 Close	End of Sep 2016 Close	Change %
S&P/HKEX LargeCap Index	27926.13	29251.49	- 4.53%
S&P/HKEX GEM Index	358.53	392.83	- 8.73%
HANG SENG INDEX	22000.56	23297.15	- 5.57%
SECTORIAL INDICES			
Finance	30308.31	30764.33	- 1.48%
Utilities	50037.47	54938.17	- 8.92%
Properties	28991.74	34163.44	- 15.14%
Commerce & Industry	12884.63	13881.71	- 7.18%
HANG SENG CHINA-AFFILIATED CORPORATIONS INDEX	3587.99	3861.20	- 7.08%
HANG SENG CHINA ENTERPRISES INDEX	9394.87	9581.93	- 1.95%

# STOCK MARKET INDICES

## World Indices

Index	End of Dec 2016 Close	End of Sep 2016 Close	Change %
<b>HONG KONG</b>			
S&P/HKEX LargeCap Index	27926.13	29251.49	- 4.53%
Hang Seng Index	22000.56	23297.15	- 5.57%
<b>AUSTRALIA</b>			
All Ordinaries Index	5719.14	5525.15	+ 3.51%
<b>JAKARTA</b>			
Composite Index	5296.71	5364.80	- 1.27%
<b>JAPAN</b>			
Nikkei (225)	19114.37	16449.84	+ 16.20%
<b>KOREA</b>			
KOSPI Index	2026.46	2043.63	- 0.84%
<b>KUALA LUMPUR</b>			
Composite Index	1641.73	1652.55	- 0.65%
<b>MANILA</b>			
Composite Index	6840.64	7629.73	- 10.34%
<b>NEW ZEALAND</b>			
NZSE (50)	6881.22	7361.09	- 6.52%
<b>SHANGHAI</b>			
A Shares Index	3249.59	3145.17	+ 3.32%
B Shares Index	341.80	354.14	- 3.48%
<b>SHENZHEN</b>			
A Shares Index	2059.91	2087.32	- 1.31%
B Shares Index	1127.70	1186.23	- 4.93%
<b>SINGAPORE</b>			
Straits Times Index	2880.76	2869.47	+ 0.39%
<b>TAIWAN</b>			
Taipei Weighted Stock Index	9253.50	9166.85	+ 0.95%
<b>THAILAND</b>			
SET Index	1542.94	1483.21	+ 4.03%
<b>NEW YORK</b>			
DJIA	19762.60	18308.15	+ 7.94%
Nasdaq Composite Index	5383.12	5312.00	+ 1.34%
<b>TORONTO</b>			
S&P/TSX Composite Index	15287.59	14725.86	+ 3.81%
<b>GERMANY</b>			
DAX Kursindex	5588.27	5116.12	+ 9.23%
<b>LONDON</b>			
FTSE 100 Index	7142.83	6899.33	+ 3.53%

# DERIVATIVES MARKET – FUTURES AND OPTIONS

## Contract Volume by Derivatives Products

Derivatives product	Contracts	
	4th Quarter 2016	4th Quarter 2015
Hang Seng Index Futures	7,378,971	7,209,070
Hang Seng Index Options	2,312,279	1,622,372
Mini-Hang Seng Index Futures	2,969,788	2,611,709
Mini-Hang Seng Index Options	421,244	223,546
H-shares Index Futures	7,557,545	7,894,548
H-shares Index Options	4,899,939	3,970,659
Mini H-shares Index Futures	1,048,696	1,411,243
Mini H-shares Index Options <sup>1</sup>	137,811	–
Flexible Hang Seng Index Options	0	3,800
Flexible H-shares Index Options	5,710	3,681
HSI Dividend Point Index Futures	1,420	900
HSCEI Dividend Point Index Futures	92,050	45,463
HSI Volatility Index Futures	0	40
CES China 120 Index Futures	211	286
CES Gaming Top 10 Index Futures <sup>2</sup>	0	–
Hang Seng Mainland Oil & Gas Index Futures <sup>3</sup>	6	–
Hang Seng Mainland Banks Index Futures <sup>4</sup>	194	–
Hang Seng Mainland Healthcare Index Futures <sup>5</sup>	0	–
Hang Seng Mainland Properties Index Futures <sup>6</sup>	5	–
Hang Seng IT Hardware Index Futures <sup>7</sup>	0	–
Hang Seng Software & Services Index Futures <sup>8</sup>	0	–
IBOVESPA Futures	0	0
MICEX Index Futures	0	0
S&P BSE Sensex Index Futures	0	0
FTSE/JSE Top40 Futures	0	0
Stock Futures	40,813	116,277
Stock Options	18,636,926	15,195,091
Three-month HIBOR Futures	40	0
One-month HIBOR Futures	0	3
RMB Currency Futures – USD/CNH Futures	198,244	83,160
RMB Currency Futures – EUR/CNH Futures <sup>9</sup>	350	–
RMB Currency Futures – JPY/CNH Futures <sup>10</sup>	18	–
RMB Currency Futures – AUD/CNH Futures <sup>11</sup>	26	–
RMB Currency Futures – CNH/USD Futures <sup>12</sup>	3,566	–
London Aluminium Mini Futures	329	4,925
London Zinc Mini Futures	900	7,162
London Copper Mini Futures	233	4,370
London Lead Mini Futures <sup>13</sup>	0	0
London Nickel Mini Futures <sup>14</sup>	1,444	155
London Tin Mini Futures <sup>15</sup>	0	2
<b>Total</b>	<b>45,708,758</b>	<b>40,408,462</b>

<sup>1</sup> Trading in Mini H-shares Index Options commenced on 05 Sep 2016

<sup>2</sup> Trading in CES Gaming Top 10 Index Futures commenced on 09 May 2016

<sup>3</sup> Trading in Hang Seng Mainland Oil & Gas Index Futures commenced on 09 May 2016

<sup>4</sup> Trading in Hang Seng Mainland Banks Index Futures commenced on 09 May 2016

<sup>5</sup> Trading in Hang Seng Mainland Healthcare Index Futures commenced on 09 May 2016

<sup>6</sup> Trading in Hang Seng Mainland Properties Index Futures commenced on 09 May 2016

<sup>7</sup> Trading in Hang Seng IT Hardware Index Futures commenced on 09 May 2016

<sup>8</sup> Trading in Hang Seng Software & Services Index Futures commenced on 09 May 2016

<sup>9</sup> Trading in RMB Currency Futures – EUR/CNH Futures commenced on 30 May 2016

<sup>10</sup> Trading in RMB Currency Futures – JPY/CNH Futures commenced on 30 May 2016

<sup>11</sup> Trading in RMB Currency Futures – AUD/CNH Futures commenced on 30 May 2016

<sup>12</sup> Trading in RMB Currency Futures – CNH/USD Futures commenced on 30 May 2016

<sup>13</sup> Trading in London Lead Mini Futures commenced on 14 Dec 2015

<sup>14</sup> Trading in London Nickel Mini Futures commenced on 14 Dec 2015

<sup>15</sup> Trading in London Tin Mini Futures commenced on 14 Dec 2015

## DERIVATIVES MARKET – FUTURES AND OPTIONS

### Hang Seng Index Futures – Contract Volume and Open Interest (contracts)

		Total contract volume	Quarter-end open interest
2015	Q4	7,209,070	97,118
2016	Q1	8,344,875	105,887
	Q2	8,405,492	104,573
	Q3	8,184,656	157,669
	Q4	7,378,971	123,004

### Mini Hang Seng Index Futures – Contract Volume and Open Interest (contracts)

		Total contract volume	Quarter-end open interest
2015	Q4	2,611,709	7,556
2016	Q1	3,087,080	9,138
	Q2	3,282,211	10,857
	Q3	3,138,473	9,151
	Q4	2,969,788	9,572

### Hang Seng Index Options – Contract Volume and Open Interest (contracts)

		Total contract volume	Quarter-end open interest
2015	Q4	1,622,372	172,564
2016	Q1	2,255,893	243,225
	Q2	2,405,701	226,187
	Q3	2,379,876	280,913
	Q4	2,312,279	249,699

### H-Share Index Futures – Contract Volume and Open Interest (contracts)

		Total contract volume	Quarter-end open interest
2015	Q4	7,894,548	384,767
2016	Q1	9,089,155	357,894
	Q2	8,563,874	366,688
	Q3	7,820,556	349,588
	Q4	7,557,545	322,024

### Stock Options Market Turnover and Open Interest (contracts)

		Total Premium (HK\$ mil.)	Total contract volume	Quarter-end open interest
2015	Q4	9,781.44	15,195,091	4,827,678
2016	Q1	11,846.68	17,289,771	5,368,449
	Q2	8,723.16	18,146,397	5,550,885
	Q3	8,985.98	19,509,020	6,045,816
	Q4	9,144.11	18,636,926	6,327,503

# DERIVATIVES MARKET – FUTURES AND OPTIONS

## Stock Options Premium by Class

for 4th Quarter 2016

Options class		Premium (HK\$ mil.)	% of total
X ISHARES A50	A50	293.70	3.21%
ANHUI CONCH	ACC	24.33	0.27%
AIA	AIA	363.88	3.98%
CHALCO	ALC	8.66	0.09%
CAM CSI300	AMC	141.97	1.55%
BANKCOMM	BCM	19.55	0.21%
BANK OF E ASIA	BEA	9.24	0.10%
BELLE INT'L	BIH	11.74	0.13%
BOC HONG KONG	BOC	41.71	0.46%
BYD COMPANY	BYD	41.17	0.45%
CHINA COMM CONS	CCC	33.85	0.37%
CHINA COAL	CCE	3.50	0.04%
COSCO SHIP HOLD	CCS	2.02	0.02%
CHINA CINDA	CDA	4.55	0.05%
CGN POWER	CGN	4.68	0.05%
CHINA MOBILE	CHT	652.81	7.14%
CHINA UNICOM	CHU	154.49	1.69%
CITIC	CIT	8.99	0.10%
CKH HOLDINGS	CKH	122.44	1.34%
CK PROPERTY	CKP	47.82	0.52%
CHINA LIFE	CLI	573.71	6.27%
CLP HOLDINGS	CLP	22.79	0.25%
CM BANK	CMB	40.18	0.44%
CNOOC	CNC	254.39	2.78%
CHINA OVERSEAS	COL	284.68	3.11%
CATHAY PAC AIR	CPA	7.67	0.08%
SINOPEC CORP	CPC	70.44	0.77%
CPIC	CPI	25.93	0.28%
CHINA RAIL CONS	CRC	4.60	0.05%
CHINA RAILWAY	CRG	8.85	0.10%
CHINA RES LAND	CRL	51.86	0.57%
X WISECSI300ETF	CS3	0.05	0.00%
CSOP A50 ETF	CSA	389.26	4.26%
CHINA SHENHUA	CSE	75.87	0.83%
CITIC BANK	CTB	9.98	0.11%
CHINA TELECOM	CTC	27.76	0.30%
CITIC SEC	CTS	24.04	0.26%
DONGFENG GROUP	DFM	14.89	0.16%
ESPRIT HOLDINGS	ESP	0.14	0.00%
FIH	FIH	0.14	0.00%
GALAXY ENT	GLX	273.98	3.00%
GREATWALL MOTOR	GWM	47.24	0.52%
HAITONG SEC	HAI	35.30	0.39%
HS H-SHARE ETF	HCF	14.27	0.16%
POWER ASSETS	HEH	23.93	0.26%
HKEX	HEX	679.29	7.43%
HENGAN INT'L	HGN	13.93	0.15%
HSBC HOLDINGS	HKB	761.22	8.32%
HK & CHINA GAS	HKG	6.72	0.07%
HENDERSON LAND	HLD	14.94	0.16%
HUANENG POWER	HNP	25.35	0.28%
HANG SENG BANK	HSB	11.78	0.13%
JIANGXI COPPER	JXC	42.02	0.46%
KUNLUN ENERGY	KLE	5.05	0.06%
KINGSOFT	KSO	20.99	0.23%
LENOVO GROUP	LEN	45.66	0.50%
LI & FUNG	LIF	8.15	0.09%
MENGIU DAIRY	MEN	4.41	0.05%

## DERIVATIVES MARKET – FUTURES AND OPTIONS

Options class		Premium (HK\$ mil.)	% of total
MGM CHINA	MGM	2.56	0.03%
MINSHENG BANK	MSB	22.14	0.24%
MTR CORPORATION	MTR	18.82	0.21%
CNBM	NBM	15.98	0.17%
NCI	NCL	13.53	0.15%
NEW WORLD DEV	NWD	15.72	0.17%
PING AN	PAI	416.11	4.55%
PETROCHINA	PEC	144.25	1.58%
PICC P&C	PIC	43.17	0.47%
PICC GROUP	PIN	5.20	0.06%
GCL-POLY ENERGY	PLE	2.94	0.03%
R&F PROPERTIES	RFP	2.60	0.03%
SANDS CHINA LTD	SAN	174.89	1.91%
SHK PPT	SHK	302.79	3.31%
STANCHART	STC	5.19	0.06%
SWIRE PACIFIC A	SWA	42.66	0.47%
TENCENT	TCH	1,559.49	17.05%
TRACKER FUND	TRF	7.08	0.08%
WHARF HOLDINGS	WHL	28.28	0.31%
WANT WANT CHINA	WWC	2.24	0.02%
ABC	XAB	39.07	0.43%
BANK OF CHINA	XBC	71.65	0.78%
CCB	XCC	162.61	1.78%
ICBC	XIC	97.21	1.06%
YANZHOU COAL	YZC	27.52	0.30%
ZIJIN MINING	ZJM	7.87	0.09%
<b>Total</b>		<b>9,144.11</b>	<b>100.00%</b>

# DERIVATIVES MARKET – FUTURES AND OPTIONS

## Stock Options Contract Volume by Class

for 4th Quarter 2016

Options class		Contract volume	% of total
X ISHARES A50	A50	242,301	1.30%
ANHUI CONCH	ACC	88,629	0.48%
AIA	AIA	395,350	2.12%
CHALCO	ALC	35,319	0.19%
CAM CSI300	AMC	106,044	0.57%
BANKCOMM	BCM	95,987	0.52%
BANK OF E ASIA	BEA	45,177	0.24%
BELLE INT'L	BIH	70,286	0.38%
BOC HONG KONG	BOC	140,495	0.75%
BYD COMPANY	BYD	33,380	0.18%
CHINA COMM CONS	CCC	125,977	0.68%
CHINA COAL	CCE	19,821	0.11%
COSCO SHIP HOLD	CCS	18,631	0.10%
CHINA CINDA	CDA	11,932	0.06%
CGN POWER	CGN	5,612	0.03%
CHINA MOBILE	CHT	748,123	4.01%
CHINA UNICOM	CHU	223,914	1.20%
CITIC	CIT	27,704	0.15%
CKH HOLDINGS	CKH	154,408	0.83%
CK PROPERTY	CKP	39,757	0.21%
CHINA LIFE	CLI	935,302	5.02%
CLP HOLDINGS	CLP	38,512	0.21%
CM BANK	CMB	164,586	0.88%
CNOOC	CNC	862,873	4.63%
CHINA OVERSEAS	COL	222,295	1.19%
CATHAY PAC AIR	CPA	12,511	0.07%
SINOPEC CORP	CPC	200,595	1.08%
CPIC	CPI	42,925	0.23%
CHINA RAIL CONS	CRC	24,763	0.13%
CHINA RAILWAY	CRG	33,972	0.18%
CHINA RES LAND	CRL	38,844	0.21%
X WISECSI300ETF	CS3	43	0.00%
CSOP A50 ETF	CSA	291,824	1.57%
CHINA SHENHUA	CSE	268,598	1.44%
CITIC BANK	CTB	110,680	0.59%
CHINA TELECOM	CTC	86,601	0.46%
CITIC SEC	CTS	51,642	0.28%
DONGFENG GROUP	DFM	25,754	0.14%
ESPRIT HOLDINGS	ESP	3,961	0.02%
FIH	FIH	652	0.00%
GALAXY ENT	GLX	301,806	1.62%
GREATWALL MOTOR	GWM	301,374	1.62%
HAITONG SEC	HAI	42,995	0.23%
HS H-SHARE ETF	HCF	20,792	0.11%
POWER ASSETS	HEH	41,859	0.22%
HKEX	HEX	1,451,152	7.79%
HENGAN INT'L	HGN	21,724	0.12%
HSBC HOLDINGS	HKB	1,178,350	6.32%
HK & CHINA GAS	HKG	26,633	0.14%
HENDERSON LAND	HLD	16,305	0.09%
HUANENG POWER	HNP	65,641	0.35%
HANG SENG BANK	HSB	58,761	0.32%
JIANGXI COPPER	JXC	108,331	0.58%
KUNLUN ENERGY	KLE	11,051	0.06%
KINGSOFT	KSO	35,028	0.19%
LENOVO GROUP	LEN	144,054	0.77%
LI & FUNG	LIF	29,216	0.16%
MENGIU DAIRY	MEN	12,617	0.07%

## DERIVATIVES MARKET – FUTURES AND OPTIONS

Options class		Contract volume	% of total
MGM CHINA	MGM	12,618	0.07%
MINSHENG BANK	MSB	42,507	0.23%
MTR CORPORATION	MTR	51,388	0.28%
CNBM	NBM	77,160	0.41%
NCI	NCL	16,206	0.09%
NEW WORLD DEV	NWD	58,382	0.31%
PING AN	PAI	881,591	4.73%
PETROCHINA	PEC	478,895	2.57%
PICC P&C	PIC	58,505	0.31%
PICC GROUP	PIN	11,981	0.06%
GCL-POLY ENERGY	PLE	8,392	0.05%
R&F PROPERTIES	RFP	12,498	0.07%
SANDS CHINA LTD	SAN	409,217	2.20%
SHK PPT	SHK	115,949	0.62%
STANCHART	STC	44,736	0.24%
SWIRE PACIFIC A	SWA	24,715	0.13%
TENCENT	TCH	2,991,334	16.05%
TRACKER FUND	TRF	28,397	0.15%
WHARF HOLDINGS	WHL	26,833	0.14%
WANT WANT CHINA	WWC	14,225	0.08%
ABC	XAB	66,265	0.36%
BANK OF CHINA	XBC	938,227	5.03%
CCB	XCC	1,336,697	7.17%
ICBC	XIC	919,788	4.94%
YANZHOU COAL	YZC	57,591	0.31%
ZIJIN MINING	ZJM	39,360	0.21%
<b>Total</b>		<b>18,636,926</b>	<b>100.00%</b>



## CLEARING & SETTLEMENT

### Average Daily Settlement Instructions (SIs) Settled in CCASS

(both delivering and receiving SIs are counted)

Year/Month		Number of SIs	SIs by shares (bil. shs)	SIs by value (HK\$bil.)
2015	Q4	89,652	47.71	188.39
2016	Q1	85,208	47.09	170.11
	Q2	81,388	47.01	183.39
	Q3	82,516	47.08	190.09
	Q4	83,191	45.76	181.31

### Average Daily Investor Settlement Instructions (ISIs) settled in CCASS

(one sided ISIs are counted)

Year/month		Number of ISIs	ISIs by shares (Mil shs)	ISIs by value (HK\$ mil.)
2015	Q4	267	61.49	101.52
2016	Q1	249	129.91	89.17
	Q2	272	102.77	169.31
	Q3	314	61.95	148.35
	Q4	266	55.54	133.74

### Securities under CCASS Custody

(balances at quarter end)

Year/Month		Number of shares (bil. shs)	% of issued shares of admitted securities	Market value (HK\$ bil.)	% of market capitalisation of admitted securities
2015	Q4	5,467.21	74.50	15,071.15	56.58
2016	Q1	5,558.03	74.67	14,395.88	56.61
	Q2	5,694.08	73.49	14,309.49	49.13
	Q3	5,865.26	74.21	15,979.62	57.22
	Q4	5,878.89	74.27	15,381.54	56.60

Share quantity and market value of securities in non-HKD currency are included

## CLEARING & SETTLEMENT

### Average Daily Stock Exchange Trades Processed in CCASS

(including CNS trades, isolated trades and cross trades)

Year/Month		No. of CCASS trades	% of Exchange trades	No. of shares (Mil. shs)	% of market turnover	Value of trades (HK\$ mil.)	% of market turnover
2015	Q4	1,106,299	100	210,829.38	100	70,729.28	100
2016	Q1	1,196,563	100	221,073.88	100	72,576.98	100
	Q2	1,030,032	100	191,095.88	100	62,524.66	100
	Q3	1,047,611	100	174,563.55	100	68,188.97	100
	Q4	1,052,858	100	159,370.39	100	64,205.68	100

### Average Daily Netting Efficiency of CNS Trades

(in stock positions and share quantity)

Year/Month		No. of CNS stock positions	Netting efficiency (%)	No. of shares due for settlement (Mil. shs)	Netting efficiency (%)
2015	Q4	72,118	96.46	24,746.99	93.92
2016	Q1	69,511	96.91	24,993.76	94.24
	Q2	66,419	96.57	23,875.24	93.49
	Q3	70,706	96.36	23,634.05	92.51
	Q4	71,738	96.37	16,416.17	91.57

### Average Daily Settlement Efficiency of CNS Stock Positions

Year/Month		Settlement efficiency (%)	
		S day	S + 1 day
2015	Q4	99.92	99.99
2016	Q1	99.93	99.99
	Q2	99.92	99.99
	Q3	99.91	99.99
	Q4	99.90	99.99

# CLEARING & SETTLEMENT

## Open Interest by Derivatives Products

Derivatives product	Contracts	
	4th Quarter 2016	4th Quarter 2015
Hang Seng Index Futures	123,004	97,118
Hang Seng Index Options	249,699	172,564
Mini-Hang Seng Index Futures	9,572	7,556
Mini-Hang Seng Index Options	11,917	4,945
H-shares Index Futures	322,024	384,767
H-shares Index Options	2,066,340	1,625,661
Mini H-shares Index Futures	4,399	6,088
Mini H-shares Index Options <sup>1</sup>	3,265	-
Flexible Hang Seng Index Options	0	2,975
Flexible H-shares Index Options	11,930	16,131
HSI Dividend Point Index Futures	4,621	2,581
HSCEI Dividend Point Index Futures	109,112	75,426
HSI Volatility Index Futures	0	1
CES China 120 Index Futures	16	5
CES Gaming Top 10 Index Futures <sup>2</sup>	0	-
Hang Seng Mainland Oil & Gas Index Futures <sup>3</sup>	1	-
Hang Seng Mainland Banks Index Futures <sup>4</sup>	8	-
Hang Seng Mainland Healthcare Index Futures <sup>5</sup>	0	-
Hang Seng Mainland Properties Index Futures <sup>6</sup>	0	-
Hang Seng IT Hardware Index Futures <sup>7</sup>	0	-
Hang Seng Software & Services Index Futures <sup>8</sup>	0	-
IBOVESPA Futures	0	0
MICEX Index Futures	0	0
S&P BSE Sensex Index Futures	0	0
FTSE/JSE Top40 Futures	0	0
Stock Futures	5,365	20,088
Stock Options	6,327,503	4,827,678
Three-month HIBOR Futures	40	0
One-month HIBOR Futures	0	0
RMB Currency Futures – USD/CNH Futures	45,635	23,046
RMB Currency Futures – EUR/CNH Futures <sup>9</sup>	98	-
RMB Currency Futures – JPY/CNH Futures <sup>10</sup>	6	-
RMB Currency Futures – AUD/CNH Futures <sup>11</sup>	8	-
RMB Currency Futures – CNH/USD Futures <sup>12</sup>	1,494	-
London Aluminium Mini Futures	2	75
London Zinc Mini Futures	17	109
London Copper Mini Futures	3	16
London Lead Mini Futures <sup>13</sup>	0	0
London Nickel Mini Futures <sup>14</sup>	31	150
London Tin Mini Futures <sup>15</sup>	0	0
<b>Total</b>	<b>9,296,110</b>	<b>7,266,980</b>

<sup>1</sup> Trading in Mini H-shares Index Options commenced on 05 Sep 2016

<sup>2</sup> Trading in CES Gaming Top 10 Index Futures commenced on 09 May 2016

<sup>3</sup> Trading in Hang Seng Mainland Oil & Gas Index Futures commenced on 09 May 2016

<sup>4</sup> Trading in Hang Seng Mainland Banks Index Futures commenced on 09 May 2016

<sup>5</sup> Trading in Hang Seng Mainland Healthcare Index Futures commenced on 09 May 2016

<sup>6</sup> Trading in Hang Seng Mainland Properties Index Futures commenced on 09 May 2016

<sup>7</sup> Trading in Hang Seng IT Hardware Index Futures commenced on 09 May 2016

<sup>8</sup> Trading in Hang Seng Software & Services Index Futures commenced on 09 May 2016

<sup>9</sup> Trading in RMB Currency Futures – EUR/CNH Futures commenced on 30 May 2016

<sup>10</sup> Trading in RMB Currency Futures – JPY/CNH Futures commenced on 30 May 2016

<sup>11</sup> Trading in RMB Currency Futures – AUD/CNH Futures commenced on 30 May 2016

<sup>12</sup> Trading in RMB Currency Futures – CNH/USD Futures commenced on 30 May 2016

<sup>13</sup> Trading in London Lead Mini Futures commenced on 14 Dec 2015

<sup>14</sup> Trading in London Nickel Mini Futures commenced on 14 Dec 2015

<sup>15</sup> Trading in London Tin Mini Futures commenced on 14 Dec 2015

# CLEARING & SETTLEMENT

## Stock Options Open Interest by Class

as at the end of 4th Quarter 2016

Options class		Open interest (contracts)	% of total
X ISHARES A50	A50	81,005	1.28
ANHUI CONCH	ACC	21,636	0.34
AIA	AIA	87,714	1.39
CHALCO	ALC	13,317	0.21
CAM CSI300	AMC	34,456	0.54
BANKCOMM	BCM	50,815	0.80
BANK OF E ASIA	BEA	15,233	0.24
BELLE INT'L	BIH	16,694	0.26
BOC HONG KONG	BOC	43,929	0.69
BYD COMPANY	BYD	13,582	0.21
CHINA COMM CONS	CCC	36,216	0.57
CHINA COAL	CCE	11,883	0.19
COSCO SHIP HOLD	CCS	7,729	0.12
CHINA CINDA	CDA	6,706	0.11
CGN POWER	CGN	1,764	0.03
CHINA MOBILE	CHT	166,499	2.63
CHINA UNICOM	CHU	102,636	1.62
CITIC	CIT	8,506	0.13
CKH HOLDINGS	CKH	46,937	0.74
CK PROPERTY	CKP	12,574	0.20
CHINA LIFE	CLI	256,730	4.06
CLP HOLDINGS	CLP	8,031	0.13
CM BANK	CMB	67,838	1.07
CNOOC	CNC	191,514	3.03
CHINA OVERSEAS	COL	50,182	0.79
CATHAY PAC AIR	CPA	4,776	0.08
SINOPEC CORP	CPC	85,313	1.35
CPIC	CPI	18,338	0.29
CHINA RAIL CONS	CRC	15,202	0.24
CHINA RAILWAY	CRG	16,662	0.26
CHINA RES LAND	CRL	15,248	0.24
X WISECSI300ETF	CS3	37	0.00
CSOP A50 ETF	CSA	115,440	1.82
CHINA SHENHUA	CSE	69,833	1.10
CITIC BANK	CTB	60,133	0.95
CHINA TELECOM	CTC	68,646	1.08
CITIC SEC	CTS	10,787	0.17
DONGFENG GROUP	DFM	10,458	0.17
ESPRIT HOLDINGS	ESP	1,345	0.02
FIH	FIH	608	0.01
GALAXY ENT	GLX	56,714	0.90
GREATWALL MOTOR	GWM	101,716	1.61
HAITONG SEC	HAI	11,304	0.18

## CLEARING & SETTLEMENT

Options class		Open interest (contracts)	% of total
HS H-SHARE ETF	HCF	8,474	0.13
POWER ASSETS	HEH	7,631	0.12
HKEX	HEX	501,419	7.92
HENGAN INT'L	HGN	3,460	0.05
HSBC HOLDINGS	HKB	334,459	5.29
HK & CHINA GAS	HKG	8,918	0.14
HENDERSON LAND	HLD	4,693	0.07
HUANENG POWER	HNP	15,678	0.25
HANG SENG BANK	HSB	55,495	0.88
JIANGXI COPPER	JXC	22,069	0.35
KUNLUN ENERGY	KLE	4,120	0.07
KINGSOFT	KSO	10,618	0.17
LENOVO GROUP	LEN	72,557	1.15
LI & FUNG	LIF	11,002	0.17
MENGNIU DAIRY	MEN	2,475	0.04
MGM CHINA	MGM	1,475	0.02
MINSHENG BANK	MSB	61,559	0.97
MTR CORPORATION	MTR	11,799	0.19
CNBM	NBM	9,546	0.15
NCI	NCL	6,524	0.10
NEW WORLD DEV	NWD	12,317	0.19
PING AN	PAI	318,449	5.03
PETROCHINA	PEC	126,338	2.00
PICC P&C	PIC	25,643	0.41
PICC GROUP	PIN	4,823	0.08
GCL-POLY ENERGY	PLE	5,197	0.08
R&F PROPERTIES	RFP	4,317	0.07
SANDS CHINA LTD	SAN	101,311	1.60
SHK PPT	SHK	23,348	0.37
STANCHART	STC	12,250	0.19
SWIRE PACIFIC A	SWA	9,778	0.15
TENCENT	TCH	924,342	14.61
TRACKER FUND	TRF	11,154	0.18
WHARF HOLDINGS	WHL	7,117	0.11
WANT WANT CHINA	WWC	5,044	0.08
ABC	XAB	38,317	0.61
BANK OF CHINA	XBC	490,717	7.76
CCB	XCC	523,946	8.28
ICBC	XIC	490,050	7.74
YANZHOU COAL	YZC	9,106	0.14
ZIJIN MINING	ZJM	13,282	0.21
<b>Total</b>		<b>6,327,503</b>	<b>100.00</b>

# EXCHANGE PARTICIPANTS STATISTICS

## Stock Exchange

		No. of Trading Right Holders	Exchange Participants - Trading	Exchange Participants - Non-Trading	Non-Exchange Participants
2015	Q4	566 (975)	515 (915)	35 (44)	16 (16)
2016	Q1	575 (981)	526 (925)	33 (40)	16 (16)
	Q2	582 (985)	530 (924)	36 (45)	16 (16)
	Q3	599 (1002)	547 (941)	36 (45)	16 (16)
	Q4	608 (1011)	556 (950)	36 (45)	16 (16)

( ) No. of trading rights

## Futures Exchange

		No. of Trading Right Holders	Exchange Participants - Trading	Exchange Participants - Non-Trading	Non-Exchange Participants
2015	Q4	232 (256)	179 (201)	-	53 (55)
2016	Q1	230 (253)	177 (198)	-	53 (55)
	Q2	229 (252)	176 (197)	-	53 (55)
	Q3	231 (254)	178 (199)	-	53 (55)
	Q4	233 (256)	180 (201)	-	53 (55)

Notes:

- (1) The figures in blanket is the number of trading rights held.
- (2) An Exchange Participant is a corporation who may trade on or through the Exchange and is licensed under the Securities and Futures Ordinance to carry on securities/futures/options dealing activity.

# CLEARING PARTICIPANTS STATISTICS

## HKCC Participants

Year/month		Clearing Participants	General Clearing Participants
2015	Q4	151	9
2016	Q1	148	10
	Q2	148	9
	Q3	150	9
	Q4	152	9

## SEOCH Participants

Year/month		Direct Clearing Participants	General Clearing Participants
2015	Q4	69	9
2016	Q1	66	10
	Q2	66	9
	Q3	65	9
	Q4	65	9

## HKSCC Participants

Year/month		Direct Clearing Participant	General Clearing Participant	Non-broker Participants *
2015	Q4	492	10	43
2016	Q1	503	9	43
	Q2	507	9	43
	Q3	525	9	43
	Q4	533	9	42

\* Non-broker participants include Clearing Agency Participants, Custodian Participants and Stock Pledgee Participants.

# ACRONYMS

---

CBBC	Callable Bull/Bear Contract
CCASS	Central Clearing and Settlement System
CNS	Continuous Net Settlement
DCASS	Derivatives Clearing and Settlement System
DR	Depository Receipt
DW	Derivative Warrant
ELI	Equity Linked Instrument
ETF	Exchange Traded Fund
GEM	Growth Enterprise Market
HIBOR	Hong Kong Interbank Offered Rate
HKCC	HKFE Clearing Corporation Ltd
HKEX	Hong Kong Exchanges and Clearing Ltd
HKSCC	Hong Kong Securities Clearing Co Ltd
HSICS	Hang Seng Industry Classification System
ISI	Investor settlement instruction
L&I Products	Leveraged and Inverse Products
NASDAQ	National Association of Securities Dealer Automated Quotations
P/E ratio	Price/earnings ratio
REITs	Real Estate Investment Trusts
RQFII	RMB Qualified Foreign Institutional Investors
S&P	Standard and Poors
SEOCH	SEHK Options Clearing House Ltd, The
SI	Settlement instruction
SS	Stapled securities