


證券及衍生產品市場季報

2018年第四季



市場概況

主板

| 概況 | 2018年第4季 | 2017年第4季 |
|----------------|--------------------|--------------------|
| 上市公司數目 | 1,926 | 1,794 |
| 上市證券數目 | 12,900 | 12,478 |
| 股份 | | |
| 普通股 | 1,927 | 1,795 |
| 優先股 | 17 | 16 |
| 認股權證 | 6,765 | 6,101 |
| 股份 | 2 | 7 |
| 衍生 | 6,763 | 6,094 |
| 股票掛鈎票據 | 0 | 0 |
| 牛熊證 | 2,847 | 3,374 |
| 單位信託及互惠基金 | 149 | 145 |
| 債券 | 1,195 | 1,047 |
| 非上市可交易股份數目 | | |
| 納斯達克股份 | 6 | 6 |
| iShares | 0 | 0 |
| 交易日數 | 62 | 61 |
| 總成交金額(百萬港元)* | 5,292,292.28 | 6,500,307.96 |
| 總成交股數(百萬股) | 15,114,883.84 | 11,858,696.80 |
| 總成交宗數(宗數) | 88,708,348 | 84,078,608 |
| 上市公司市價總值(百萬港元) | 29,723,238.27 | 33,717,995.17 |
| 平均市盈率(倍) | 10.45 | 16.34 |
| 平均週息率(百分率) | 3.34 | 2.79 |
| 交易所參與者數目 | | |
| 開業 | 640 | 622 |
| 非開業 | 33 | 32 |
| 成交金額(百萬港元) | | |
| 最高 | 170,304.82 (02/11) | 171,931.66 (30/11) |
| 最低 | 46,958.83 (28/12) | 71,829.60 (22/12) |
| 成交股數(百萬股) | | |
| 最高 | 375,151.25 (02/11) | 308,353.16 (06/12) |
| 最低 | 134,630.80 (19/12) | 103,975.37 (27/12) |
| 總成交宗數(宗數) | | |
| 最高 | 2,228,038 (02/11) | 2,040,431 (06/12) |
| 最低 | 905,024 (28/12) | 991,262 (22/12) |

* 成交金額包括非港元交易買賣的證券

市場概況

GEM

| 概況 | 2018年第4季 | 2017年第4季 |
|----------------|------------------|------------------|
| 上市公司數目 | 389 | 324 |
| 上市證券數目 | 390 | 325 |
| 股份 | 389 | 324 |
| 認股權證 | 1 | 1 |
| 交易日數 | 62 | 61 |
| 總成交金額(百萬港元)* | 19,482.20 | 44,257.68 |
| 總成交股數(百萬股) | 73,429.54 | 120,074.53 |
| 總成交宗數(宗數) | 864,340 | 1,499,343 |
| 上市公司市價總值(百萬港元) | 186,183.32 | 280,841.44 |
| 平均市盈率(倍) | 28.16 | 36.65 |
| 平均週息率(百分率) | 0.45 | 0.38 |
| 成交金額(百萬港元) | | |
| 最高 | 673.60 (29/11) | 1,204.48 (16/10) |
| 最低 | 209.48 (10/10) | 442.90 (20/12) |
| 成交股數(百萬股) | | |
| 最高 | 6,876.97 (04/12) | 3,388.84 (01/11) |
| 最低 | 557.56 (10/10) | 1,163.79 (12/12) |
| 總成交宗數(宗數) | | |
| 最高 | 26,295 (29/11) | 54,758 (16/10) |
| 最低 | 8,272 (10/10) | 13,584 (20/12) |

* 成交金額包括非港元交易買賣的證券

市場概況

衍生產品市場

| 概況 | 2018年第4季 | 2017年第4季 |
|--------------------------|------------|------------|
| 所有期貨及期權產品(股票期權除外) | | |
| 交易日數 | 62 | 61 |
| 總合約成交量 | 46,788,119 | 29,588,179 |
| 股票指數產品 | 45,866,534 | 29,221,903 |
| 股票產品 | 393,577 | 24,443 |
| 國債期貨* | - | 130 |
| 利率產品 | 74 | 260 |
| 人民幣貨幣產品 | 422,353 | 201,796 |
| 黃金期貨 | 100,978 | 120,805 |
| 鐵礦石期貨^ | 4,408 | 18,230 |
| 倫敦金屬期貨小型合約 | 195 | 612 |
| 平均每日合約成交量 | 754,647 | 485,052 |
| 季末未平倉合約 | 3,381,251 | 2,851,073 |
| 股票指數產品 | 3,321,233 | 2,815,844 |
| 股票產品 | 20,476 | 5,555 |
| 國債期貨* | - | - |
| 利率產品 | 272 | 470 |
| 人民幣貨幣產品 | 37,909 | 28,331 |
| 黃金期貨 | 236 | 422 |
| 鐵礦石期貨^ | 1,124 | 424 |
| 倫敦金屬期貨小型合約 | 1 | 27 |

* 國債期貨由2017年4月10日開始買賣及由2017年12月08日停止買賣

^ 鐵礦石期貨由2017年11月13日開始買賣

| | | |
|------------------|------------|------------|
| 股票期權 | | |
| 新開辦期權類別 | 0 | 0 |
| 股票期權數目(於季末數目) | | |
| 類別 | 96 | 86 |
| 系列 | 36,474 | 31,186 |
| 期權金總額(百萬港元) | 26,126.32 | 26,473.83 |
| 認購 | 9,305.30 | 17,523.97 |
| 認沽 | 16,821.02 | 8,949.86 |
| 平均每日期權金總額(百萬港元) | 421.39 | 434.00 |
| 總合約成交量 | 29,028,271 | 32,091,870 |
| 認購 | 14,146,517 | 17,898,721 |
| 認沽 | 14,881,754 | 14,193,149 |
| 平均每日合約成交量 | 468,198 | 526,096 |
| 季末未平倉合約 | 7,213,486 | 8,304,697 |
| 認購 | 3,539,977 | 4,591,102 |
| 認沽 | 3,673,509 | 3,713,595 |
| 總成交宗數 | 1,283,647 | 1,263,398 |
| 平均每日成交宗數 | 20,704 | 20,711 |
| 已行使合約總數 | 2,823,552 | 2,621,332 |
| 每張合約平均期權金(港元) | 900.03 | 824.94 |
| 每宗交易平均合約數目 | 23 | 25 |
| 認沽數量/認購數量 | 1.05 | 0.79 |
| 平均每日合約成交量/未平倉合約 | 6.5% | 6.3% |
| 所有期貨及期權產品 | | |
| 總合約成交量 | 75,816,390 | 61,680,049 |
| 季末未平倉合約 | 10,594,737 | 11,155,770 |

市場概況

結算及交收

| 中央結算系統營運資料 | 2018年第4季 | 2017年第4季 |
|--|-----------|-----------|
| 經中央結算系統處理之聯交所交易(每日平均數) | | |
| -交易宗數 | 1,444,003 | 1,402,286 |
| -交易金額(十億港元) | 85.4 | 107.1 |
| -涉及股數(十億股) | 245.0 | 196.4 |
| 經中央結算系統處理的交收指示(每日平均數) | | |
| -交收指示數目 | 98,625 | 100,956 |
| -交收指示涉及金額(十億港元) | 225.6 | 248.5 |
| -涉及股數(十億股) | 47.2 | 52.0 |
| 經中央結算系統處理的投資者交收指示(每日平均數) | | |
| -交收指示數目 | 214 | 352 |
| -交收指示涉及金額(百萬港元) | 187.9 | 241.2 |
| -涉及股數(百萬股) | 54.0 | 80.7 |
| 以「持續淨額交收」的股份數額於到期交收日(T+2)的交收效率(每日平均數) | 99.92 | 99.89 |
| 以「持續淨額交收」的股份數額於到期交收翌日(T+3)的交收效率(每日平均數) | 99.99 | 99.99 |
| 在T+3日進行補購(每日平均數) | | |
| -涉及經紀數目 | 4 | 5 |
| -補購宗數 | 5 | 4 |
| -補購涉及金額(百萬港元) | 2.6 | 2.5 |
| 存放於中央結算系統證券存管處的股份* | | |
| -股數(十億股) | 6,644.4 | 6,404.2 |
| -獲納入系統的證券佔已發行股本總數的百分比 | 76.15 | 75.30 |
| -股份價值(十億港元) | 18,815.1 | 21,768.7 |
| -獲納入系統的證券佔市價總值的百分比 | 58.78 | 58.70 |

| 衍生產品結算及交收系統營運資料 | 2018年第4季 | 2017年第4季 |
|----------------------------|-----------|-----------|
| 季末未平倉合約 | | |
| -股市指數期貨 | 708,430 | 475,151 |
| -股票期貨 | 20,476 | 5,555 |
| -五年期中國財政部國債期貨 [^] | - | - |
| -利率期貨 | 272 | 470 |
| -人民幣貨幣期貨 | 32,284 | 25,218 |
| -黃金期貨 | 236 | 422 |
| -鐵礦石期貨 ^{^^} | 1,124 | 424 |
| -倫敦金屬期貨小型合約 | 1 | 27 |
| -股市指數期權 | 2,612,803 | 2,340,693 |
| -股票期權 | 7,213,486 | 8,304,697 |
| -人民幣貨幣期權 | 5,625 | 3,113 |
| 累積行使股票期權 | | |
| -涉及股數(百萬股) | 2,453 | 2,470 |
| -涉及金額(十億港元) | 64 | 66 |

* 股數及市價總值包括非港元證券

[^] 五年期中國財政部國債期貨由2017年4月10日開始買賣及由2017年12月08日停止買賣

^{^^} 鐵礦石期貨由2017年11月13日開始買賣

主板 股份

股份成交

| | | 股數 (百萬股) | 金額 (百萬港元) | 成交宗數 |
|------|-----|-------------|--------------|------------|
| 2017 | 第4季 | 905,785.89 | 4,868,645.15 | 66,454,083 |
| 2018 | 第1季 | 922,529.87 | 6,442,430.45 | 82,448,315 |
| | 第2季 | 764,395.06 | 4,893,924.22 | 74,184,981 |
| | 第3季 | 662,200.49 | 4,350,400.73 | 70,039,018 |
| | 第4季 | 586,848.27 | 3,646,713.37 | 64,855,996 |

股份交易統計

| | | 交易日數 | 每日平均成交 金額(百萬港元) | 平均每宗 交易成交金額 |
|------|-----|------|--------------------|----------------|
| 2017 | 第4季 | 61 | 79,813.85 | 73,263 |
| 2018 | 第1季 | 61 | 105,613.61 | 78,139 |
| | 第2季 | 60 | 81,565.40 | 65,969 |
| | 第3季 | 63 | 69,053.98 | 62,114 |
| | 第4季 | 62 | 58,817.96 | 56,228 |

主板 股份

20種升幅最大之股份

2018年第4季

| 順次 | 股份代號 | 股份 | 收市價 | | 升幅 |
|----|-------|---------------|-----------|----------|---------|
| | | | 2018年12月底 | 2018年9月底 | |
| 1 | 00395 | 中國智能集團 | 0.900 | 0.116 | 675.86 |
| 2 | 01723 | 港亞控股 | 6.500 | 2.000 | 225.00 |
| 3 | 01460 | 揚科集團 | 0.102 | 0.040 | 155.00 |
| 4 | 01682 | 華隆金控 | 1.130 | 0.450 | 151.11 |
| 5 | 06133 | 維太移動 | 0.660 | 0.280 | 135.71 |
| 6 | 06833 | 興科蓉醫藥 | 0.365 | 0.156 | 133.97 |
| 7 | 03355 | 先進半導體 | 1.470 | 0.790 | 86.08 |
| 8 | 06118 | 奧星生命科技 | 5.660 | 3.080 | 83.77 |
| 9 | 06182 | 乙德投資控股 | 0.550 | 0.300 | 83.33 |
| 10 | 01993 | 雅仕維 | 4.210 | 2.378 | A 77.04 |
| 11 | 00202 | 潤中國際控股 | 0.280 | 0.159 | 76.10 |
| 12 | 00903 | 冠捷科技 | 1.200 | 0.690 | 73.91 |
| 13 | 00542 | 富元國際集團 | 0.390 | 0.225 | 73.33 |
| 14 | 01572 | 中國藝術金融 | 1.320 | 0.780 | 69.23 |
| 15 | 00326 | 中國星集團 | 0.870 | 0.530 | 64.15 |
| 16 | 01133 | 哈爾濱電氣 | 3.990 | 2.460 | 62.20 |
| 17 | 01629 | 盟科控股 | 1.840 | 1.140 | 61.40 |
| 18 | 01360 | MEGAEXPO HLDG | 3.550 | 2.240 | 58.48 |
| 19 | 01165 | 順風清潔能源 | 0.520 | 0.335 | 55.22 |
| 20 | 00621 | 壇金礦業 | 0.068 | 0.044 | 54.55 |

A 經調整

20種跌幅最大之股份

2018年第4季

| 順次 | 股份代號 | 股份 | 收市價 | | 跌幅 |
|----|-------|----------------|-----------|----------|----------|
| | | | 2018年12月底 | 2018年9月底 | |
| 1 | 01166 | 星凱控股 | 0.080 | 0.950 | -91.58 |
| 2 | 01462 | 金誠控股 | 0.425 | 1.780 | -76.12 |
| 3 | 02022 | 遊萊互動 | 0.275 | 1.040 | -73.56 |
| 4 | 02366 | 星美文化旅遊 | 0.130 | 0.475 | -72.63 |
| 5 | 00691 | 山水水泥 | 2.110 | 6.290 | -66.45 |
| 6 | 00885 | 仁天科技控股 | 0.074 | 0.219 | -66.21 |
| 7 | 01363 | 中滔環保 | 0.315 | 0.910 | -65.38 |
| 8 | 01555 | M I 能源 | 0.074 | 0.199 | -62.81 |
| 9 | 01357 | 美圖公司 | 2.190 | 5.480 | -60.04 |
| 10 | 00485 | 中國華星 | 0.036 | 0.089 | -59.55 |
| 11 | 00164 | 中國實力科技 | 0.245 | 0.600 | -59.17 |
| 12 | 06828 | 北京燃氣藍天 | 0.225 | 0.550 | -59.09 |
| 13 | 02700 | 格林國際控股 | 0.048 | 0.115 | -58.26 |
| 14 | 01007 | 龍輝國際控股 | 0.107 | 0.255 | -58.04 |
| 15 | 01831 | 十方控股 | 0.054 | 0.126 | -57.14 |
| 16 | 01106 | 中國海景 | 0.117 | 0.270 | -56.67 |
| 17 | 01499 | 前進控股集團 | 0.300 | 0.670 | -55.22 |
| 18 | 01263 | 栢能集團 | 1.740 | 3.870 | -55.04 |
| 19 | 00904 | 中綠 | 0.164 | 0.360 | A -54.44 |
| 20 | 01114 | BRILLIANCE CHI | 5.830 | 12.660 | -53.95 |

A 經調整

主板 股份

20種成交最活躍股份(金額)

2018年第4季

| 順次 | 股份代號 | 股份 | 成交金額(百萬港元) | 佔市場百分比 |
|----|-------|----------|--------------|--------|
| 1 | 00700 | 騰訊控股 | 476,161.45 | 13.06 |
| 2 | 02318 | 中國平安 | 180,943.25 | 4.96 |
| 3 | 00939 | 建設銀行 | 110,062.84 | 3.02 |
| 4 | 01299 | 友邦保險 | 92,023.74 | 2.52 |
| 5 | 00005 | 匯豐控股 | 83,768.00 | 2.30 |
| 6 | 00941 | 中國移動 | 81,789.46 | 2.24 |
| 7 | 01398 | 工商銀行 | 73,178.37 | 2.01 |
| 8 | 00883 | 中國海洋石油 | 63,279.02 | 1.74 |
| 9 | 00388 | 香港交易所 | 59,860.97 | 1.64 |
| 10 | 03988 | 中國銀行 | 55,556.32 | 1.52 |
| 11 | 00175 | 吉利汽車 | 48,243.32 | 1.32 |
| 12 | 00386 | 中國石油化工股份 | 48,193.08 | 1.32 |
| 13 | 00027 | 銀河娛樂 | 46,456.64 | 1.27 |
| 14 | 02382 | 舜宇光學科技 | 44,871.51 | 1.23 |
| 15 | 03968 | 招商銀行 | 44,286.13 | 1.21 |
| 16 | 00857 | 中國石油股份 | 40,492.67 | 1.11 |
| 17 | 01093 | 石藥集團 | 35,553.66 | 0.97 |
| 18 | 02628 | 中國人壽 | 34,552.02 | 0.95 |
| 19 | 01918 | 融創中國 | 32,450.48 | 0.89 |
| 20 | 01288 | 農業銀行 | 32,035.47 | 0.88 |
| 總額 | | | 1,683,758.39 | 46.17 |

20種成交最活躍股份(股數)

2018年第4季

| 順次 | 股份代號 | 股份 | 成交股數(百萬股) | 佔市場百分比 |
|----|-------|----------|------------|--------|
| 1 | 00788 | 中國鐵塔 | 20,304.79 | 3.46 |
| 2 | 01106 | 中國海景 | 18,816.31 | 3.21 |
| 3 | 00939 | 建設銀行 | 17,192.97 | 2.93 |
| 4 | 03988 | 中國銀行 | 16,611.36 | 2.83 |
| 5 | 01398 | 工商銀行 | 13,537.98 | 2.31 |
| 6 | 00621 | 壇金礦業 | 9,432.42 | 1.61 |
| 7 | 01288 | 農業銀行 | 9,169.84 | 1.56 |
| 8 | 00395 | 中國智能集團 | 9,139.19 | 1.56 |
| 9 | 00386 | 中國石油化工股份 | 7,364.50 | 1.25 |
| 10 | 00279 | 民眾金融科技 | 7,353.81 | 1.25 |
| 11 | 00857 | 中國石油股份 | 7,097.03 | 1.21 |
| 12 | 06828 | 北京燃氣藍天 | 7,018.39 | 1.20 |
| 13 | 03800 | 保利協鑫能源 | 5,905.61 | 1.01 |
| 14 | 00136 | 恒騰網絡 | 4,718.46 | 0.80 |
| 15 | 00883 | 中國海洋石油 | 4,687.42 | 0.80 |
| 16 | 01177 | 中國生物製藥 | 3,875.84 | 0.66 |
| 17 | 01178 | 匯銀控股集團 | 3,830.44 | 0.65 |
| 18 | 00728 | 中國電信 | 3,783.51 | 0.64 |
| 19 | 00275 | 凱華集團 | 3,773.11 | 0.64 |
| 20 | 01060 | 阿里影業 | 3,684.12 | 0.63 |
| 總數 | | | 177,297.09 | 30.21 |

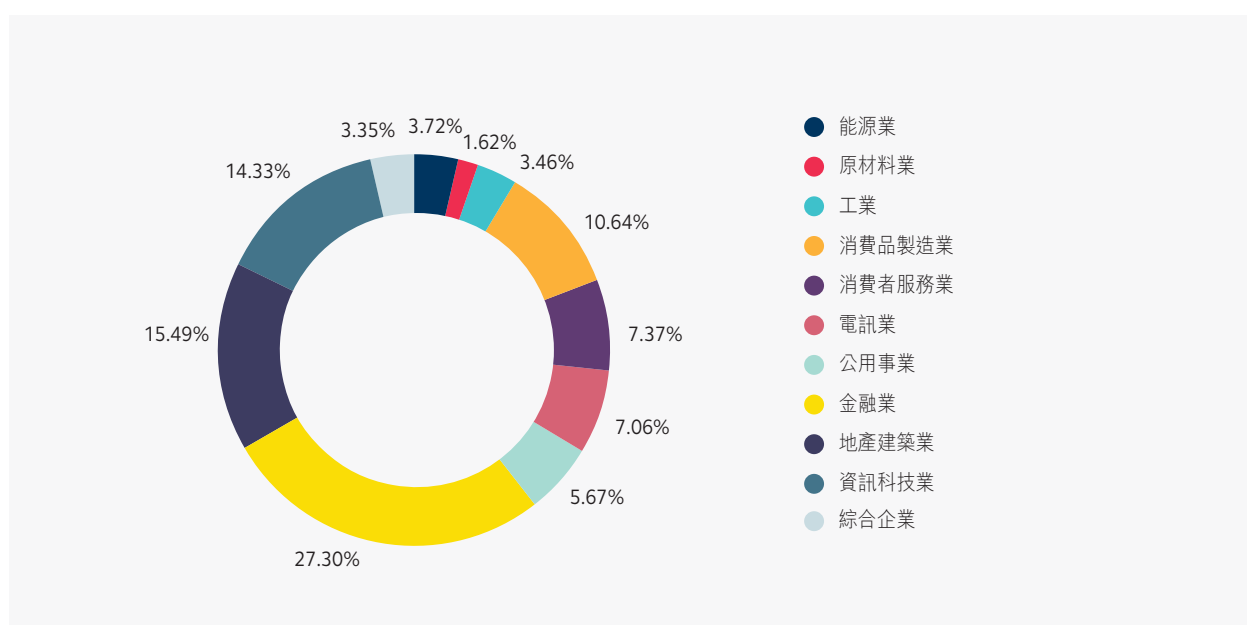
主板 股份

上市公司市價總值－主板

| | | 百萬港元 |
|------|-----|---------------|
| 2017 | 第4季 | 33,717,995.17 |
| 2018 | 第1季 | 34,138,548.54 |
| | 第2季 | 32,855,932.37 |
| | 第3季 | 31,956,761.39 |
| | 第4季 | 29,723,238.27 |

恒生行業分類系統之證券市價總值*－主板

季末數字



* 行業分類由恒生指數有限公司提供。

註：新的恒生行業分類系統於2013年9月9日生效。

主板 股份

50間市價總值最大之上市公司

截至2018年第4季季末

| 順次 | 股份代號 | 公司 | 市價總值(百萬港元) | 佔市場總值(%) |
|-------------|-------|----------------------------------|----------------------|----------------|
| 1 | 00700 | 騰訊控股有限公司 | 2,989,362.44 | 10.06 |
| 2 | 00939 | 中國建設銀行股份有限公司－H股 | 1,553,095.89 | 5.23 |
| 3 | 00941 | 中國移動有限公司 | 1,542,827.64 | 5.19 |
| 4 | 00005 | 匯豐控股有限公司 | 1,319,344.73 | 4.44 |
| 5 | 01299 | 友邦保險控股有限公司 | 785,009.15 | 2.64 |
| 6 | 00883 | 中國海洋石油有限公司 | 540,234.22 | 1.82 |
| 7 | 02318 | 中國平安保險(集團)股份有限公司－H股 | 514,999.94 | 1.73 |
| 8 | 01398 | 中國工商銀行股份有限公司－H股 | 485,178.71 | 1.63 |
| 9 | 02378 | 英國保誠有限公司* | – | 357,840.13 不適用 |
| 10 | 00267 | 中國中信股份有限公司 | 357,228.43 | 1.20 |
| 11 | 00011 | 恒生銀行有限公司 | 336,101.95 | 1.13 |
| 12 | 00016 | 新鴻基地產發展有限公司 | 323,322.97 | 1.09 |
| 13 | 02388 | 中銀香港(控股)有限公司 | 307,667.91 | 1.04 |
| 14 | 03333 | 中國恒大集團 | 307,486.93 | 1.03 |
| 15 | 00688 | 中國海外發展有限公司 | 294,721.82 | 0.99 |
| 16 | 01810 | 小米集團－W | 291,702.81 | 0.98 |
| 17 | 00001 | 長江和記實業有限公司 | 289,989.29 | 0.98 |
| 18 | 00388 | 香港交易及結算所有限公司 | 283,393.22 | 0.95 |
| 19 | 03988 | 中國銀行股份有限公司－H股 | 282,643.29 | 0.95 |
| 20 | 01928 | 金沙中國有限公司 | 277,163.64 | 0.93 |
| 21 | 00762 | 中國聯合網絡通信(香港)股份有限公司 | 255,800.32 | 0.86 |
| 22 | 00066 | 香港鐵路有限公司 | 252,917.04 | 0.85 |
| 23 | 00003 | 香港中華煤氣有限公司 | 249,259.86 | 0.84 |
| 24 | 03690 | 美團點評－W | 241,130.18 | 0.81 |
| 25 | 00945 | Manulife Financial Corporation * | – | 233,890.90 不適用 |
| 26 | 00002 | 中電控股有限公司 | 223,590.88 | 0.75 |
| 27 | 00027 | 銀河娛樂集團有限公司 | 215,323.41 | 0.72 |
| 28 | 03328 | 交通銀行股份有限公司－H股 | 213,922.48 | 0.72 |
| 29 | 01113 | 長江實業集團有限公司 | 211,631.85 | 0.71 |
| 30 | 01109 | 華潤置地有限公司 | 208,621.28 | 0.70 |
| 31 | 02007 | 碧桂園控股有限公司 | 206,276.92 | 0.69 |
| 32 | 02888 | 渣打集團有限公司 | 196,661.55 | 0.66 |
| 33 | 00012 | 恒基兆業地產有限公司 | 171,649.18 | 0.58 |
| 34 | 01972 | 太古地產有限公司 | 160,875.00 | 0.54 |
| 35 | 01038 | 長江基建集團有限公司 | 157,185.09 | 0.53 |
| 36 | 00386 | 中國石油化工股份有限公司－H股 | 142,620.12 | 0.48 |
| 37 | 01997 | 九龍倉置業地產投資有限公司 | 142,247.25 | 0.48 |
| 38 | 00384 | 中國燃氣控股有限公司 | 141,493.97 | 0.48 |
| 39 | 00960 | 龍湖集團控股有限公司 | 138,937.37 | 0.47 |
| 40 | 02313 | 申洲國際集團控股有限公司 | 133,410.99 | 0.45 |
| 41 | 03968 | 招商銀行股份有限公司－H股 | 131,758.86 | 0.44 |
| 42 | 00175 | 吉利汽車控股有限公司 | 123,946.25 | 0.42 |
| 43 | 02628 | 中國人壽保險股份有限公司－H股 | 123,821.15 | 0.42 |
| 44 | 00006 | 電能實業有限公司 | 116,317.26 | 0.39 |
| 45 | 00019 | 太古股份有限公司 | 113,803.76 | 0.38 |
| 46 | 01918 | 融創中國控股有限公司 | 112,333.55 | 0.38 |
| 47 | 00017 | 新世界發展有限公司 | 105,680.61 | 0.36 |
| 48 | 01288 | 中國農業銀行股份有限公司－H股 | 105,434.16 | 0.35 |
| 49 | 00857 | 中國石油天然氣股份有限公司－H股 | 102,962.63 | 0.35 |
| 50 | 02020 | 安踏體育用品有限公司 | 100,818.15 | 0.34 |
| 總值 | | | 17,881,906.08 | 60.16 |
| 市場總值 | | | 29,723,238.27 | 100.00 |

註：

* 不包括市場總值內

主板 股份

賣空交易(金額)

| | | 賣空交易 (百萬港元) | 市場成交金額 (百萬港元)* | 佔市場成交 百分比 |
|------|-----|----------------|-------------------|--------------|
| 2017 | 第4季 | 648,919.41 | 6,544,565.64 | 9.92 |
| 2018 | 第1季 | 988,343.62 | 8,909,838.11 | 11.09 |
| | 第2季 | 772,146.39 | 6,410,882.11 | 12.04 |
| | 第3季 | 786,746.65 | 5,790,267.37 | 13.59 |
| | 第4季 | 777,054.26 | 5,311,774.48 | 14.63 |

* 包括主板及GEM市場總額

賣空交易(股數)

| | | 賣空交易 (百萬股) | 市場成交股數 (百萬股)* | 佔市場成交 百分比 |
|------|-----|---------------|------------------|--------------|
| 2017 | 第4季 | 52,727.59 | 11,978,771.34 | 0.44 |
| 2018 | 第1季 | 73,962.52 | 15,407,195.88 | 0.48 |
| | 第2季 | 62,536.85 | 12,221,529.12 | 0.51 |
| | 第3季 | 63,962.52 | 12,829,760.90 | 0.50 |
| | 第4季 | 64,067.68 | 15,188,313.38 | 0.42 |

* 包括主板及GEM市場總股數

新上市統計—公司

| | | 新上市 公司數目 | GEM 公司轉板數目* | 集資金額 (百萬港元)# |
|------|-----|-------------|----------------|-----------------|
| 2017 | 第4季 | 30 | 5 | 39,356.51 |
| 2018 | 第1季 | 31 | 5 | 22,173.45 |
| | 第2季 | 20 | 2 | 26,033.23 |
| | 第3季 | 40 | 1 | 190,338.13 |
| | 第4季 | 42 | 2 | 44,400.75 |

* 祇包括引用《GEM上市規則》經修訂第9.24條以及《主板上市規則》新增第9A章由GEM轉至主板的上市公司。上述規則於2008年7月1日生效。

集資金額為新上市公司首次公開招股的集資總額

主板 股份

新上市公司

2018年第4季

| 股份代號 | 公司 | 上市日期 | 已發行股數 | 集資金額(百萬港元) |
|-----------|-----------------------|------------|---------------|------------------|
| 01781 | 新昌創展控股有限公司 | 2018/10/04 | 540,000,000 | 148.50 |
| 01736 | 中國育兒網絡控股有限公司* | 2018/10/08 | 1,025,662,000 | - |
| 01540 | 澳獅環球集團有限公司 | 2018/10/08 | 506,909,823 | 105.00 |
| 01809 | 浦林成山(開曼)控股有限公司 | 2018/10/09 | 635,000,000 | 795.15 |
| 06111 | 大發地產集團有限公司 | 2018/10/11 | 827,880,000 | 957.10 |
| 01772 | 江西贛鋒鋰業股份有限公司—H股 | 2018/10/11 | 200,185,800 | 3,303.07 |
| 03990 | 美的置業控股有限公司 | 2018/10/11 | 1,190,567,000 | 3,239.64 |
| 01939 | 東京中央拍賣控股有限公司 | 2018/10/11 | 500,000,000 | 144.78 |
| 01894 | 恒益控股有限公司 | 2018/10/12 | 760,000,000 | 161.50 |
| 01741 | 成志控股有限公司 | 2018/10/16 | 800,000,000 | 125.00 |
| 01653 | MOS House Group Ltd. | 2018/10/19 | 2,000,000,000 | 95.00 |
| 01825 | 美臻集團控股有限公司 | 2018/10/19 | 800,000,000 | 91.20 |
| 01034 | 富匯建築控股有限公司 | 2018/10/30 | 1,600,000,000 | 128.00 |
| 01801 | 信達生物製藥—B | 2018/10/31 | 1,153,602,710 | 3,799.79 |
| 01712 | 龍資源有限公司 | 2018/11/05 | 138,840,613 | 101.50 |
| 01755 | 新城悅控股有限公司 | 2018/11/06 | 820,000,000 | 638.00 |
| 03616 | 恒達集團(控股)有限公司 | 2018/11/12 | 1,200,000,000 | 372.00 |
| 01835 | 上海瑞威資產管理股份有限公司—H股 | 2018/11/13 | 38,340,000 | 191.70 |
| 06890 | 康利國際控股有限公司 | 2018/11/19 | 606,252,000 | 159.38 |
| 02258 | 華滋國際海洋工程有限公司 | 2018/11/19 | 825,400,000 | 251.75 |
| 00780 | 同程藝龍控股有限公司 | 2018/11/26 | 2,076,421,960 | 1,621.07 |
| 01761 | 寶實樹集團 | 2018/11/27 | 1,688,488,109 | 1,835.96 |
| 01790 | 達力環保有限公司 | 2018/11/29 | 1,000,000,000 | 145.00 |
| 01782 | 飛思達科技控股有限公司* | 2018/11/29 | 508,000,000 | - |
| 01119 | 創夢天地科技控股有限公司 | 2018/12/06 | 1,269,718,990 | 838.02 |
| 02168 | 佳兆業物業集團有限公司 | 2018/12/06 | 140,000,000 | 328.30 |
| 03668 | 兗煤澳大利亞有限公司 | 2018/12/06 | 1,320,439,437 | 1,498.11 |
| 03992 | 創毅控股有限公司 | 2018/12/11 | 500,000,000 | 125.00 |
| 01860 | 匯量科技有限公司 | 2018/12/12 | 1,534,204,000 | 1,336.82 |
| 01837 | 五谷磨房食品國際控股有限公司 | 2018/12/12 | 2,221,000,000 | 682.02 |
| 02798 | 久泰邦達能源控股有限公司 | 2018/12/12 | 1,600,000,000 | 272.00 |
| 02359 | 無錫藥明康德新藥開發股份有限公司—H股 | 2018/12/13 | 121,795,400 | 8,282.09 |
| 01992 | 復星旅遊文化集團 | 2018/12/14 | 1,233,453,463 | 3,502.71 |
| 01995 | 永升生活服務集團有限公司 | 2018/12/17 | 1,536,400,000 | 741.19 |
| 01983 | 瀘州市商業銀行股份有限公司—H股 | 2018/12/17 | 627,600,000 | 1,995.77 |
| 01675 | 亞信科技控股有限公司 | 2018/12/19 | 716,750,984 | 930.58 |
| 02892 | 萬城控股有限公司 | 2018/12/20 | 750,000,000 | 225.00 |
| 01820 | 國際濟豐包裝集團 | 2018/12/21 | 300,632,000 | 299.13 |
| 01762 | 萬咖壹聯有限公司 | 2018/12/21 | 1,273,216,350 | 271.95 |
| 01877 | 上海君實生物醫藥科技股份有限公司—B-H股 | 2018/12/24 | 182,746,500 | 3,541.63 |
| 03978 | 卓越教育集團 | 2018/12/27 | 849,720,000 | 367.39 |
| 01713 | 四川能投發展股份有限公司—H股 | 2018/12/28 | 268,800,000 | 475.78 |
| 01759 | 中油潔能控股集團有限公司 | 2018/12/28 | 216,000,000 | 151.20 |
| 01796 | 耀高控股有限公司 | 2018/12/31 | 480,000,000 | 126.00 |
| 總額 | | | | 44,400.75 |

* 原為GEM上市公司，後引用於2008年7月1日生效的《GEM上市規則》經修訂第9.24條以及《主板上市規則》新增第9A章轉至主板上市。

主板 股份

除牌上市公司

2018年第4季

| 股份代號 | 公司 | 最後買賣日期 | 除牌日期 |
|-------|------------|------------|------------|
| 01187 | 漢唐國際控股有限公司 | 2014/03/31 | 2018/10/22 |
| 00044 | 香港飛機工程有限公司 | 2018/11/19 | 2018/11/29 |
| 01149 | 中國安芯控股有限公司 | 2015/03/31 | 2018/12/20 |

主板 股份

公司名稱更改

2018年第4季

| 股份代號 | 原有名稱 | 新名稱 | 生效日期 | 採用日期 |
|-------|-----------------------|-----------------|------------|------------|
| 01751 | 成安控股有限公司 | 景聯集團控股有限公司 | 2018/08/29 | 2018/10/04 |
| 00948 | 融達控股有限公司 | 阿爾法企業控股有限公司 | 2018/08/23 | 2018/10/10 |
| 01515 | 華潤鳳凰醫療控股有限公司 | 華潤醫療控股有限公司 | 2018/09/10 | 2018/10/11 |
| 01632 | 膳源控股有限公司 | 民商創科控股有限公司 | 2018/09/07 | 2018/10/12 |
| 01046 | 寰宇國際金融控股有限公司 | 寰宇娛樂文化集團有限公司 | 2018/09/26 | 2018/10/22 |
| 00362 | 中國天化工集團有限公司 | 信陽毛尖集團有限公司 | 2018/09/06 | 2018/11/08 |
| 00921 | 海信科龍電器股份有限公司－H股 | 海信家電集團股份有限公司－H股 | 2018/10/31 | 2018/11/08 |
| 00612 | 中國投資基金國際控股有限公司 | 中國鼎益豐控股有限公司 | 2018/11/06 | 2018/11/28 |
| 03883 | 中國奧園地產集團股份有限公司 | 中國奧園集團股份有限公司 | 2018/11/13 | 2018/12/03 |
| 01298 | 天美(控股)有限公司 | 雲能國際股份有限公司 | 2018/10/26 | 2018/12/12 |
| 01696 | Sisram Medical Ltd. # | 復銳醫療科技有限公司 | 2018/12/13 | 2018/12/13 |

祇改中文名稱

主板 股份

紅股／紅利認股權證

2018年第4季

| 股份代號 | 公司 | 詳情 | 除淨日 |
|-------|------------------|-----------|------------|
| 00211 | 大凌集團有限公司 | 5股送1份認股權證 | 2018/10/03 |
| 01697 | 山東省國際信託股份有限公司－H股 | 10送8 | 2018/12/12 |

股份拆細及合併

2018年第4季

| 股份代號 | 公司 | 詳情 | 生效日期 |
|-------|----------------|----------|------------|
| 01466 | 錢唐控股有限公司 | 1股分拆為5股 | 2018/10/02 |
| 01116 | 美亞控股有限公司 | 2股合併為1股 | 2018/10/16 |
| 00370 | 國華集團控股有限公司 | 2股合併為1股 | 2018/10/18 |
| 00059 | 天譽置業(控股)有限公司 | 1股分拆為3股 | 2018/10/22 |
| 00619 | 南華金融控股有限公司 | 50股合併為1股 | 2018/11/08 |
| 00279 | 民眾金融科技控股有限公司 | 10股合併為1股 | 2018/11/12 |
| 00904 | 中國綠色食品(控股)有限公司 | 20股合併為1股 | 2018/11/30 |

主板 股份

供股／公開售股

2018年第4季

| 月份 | 股份代號 | 公司 | 比率 | 集資金額 (百萬港元) |
|-----------|-------|-----------------|---------------------------------|----------------|
| 10月 | 00730 | 首長四方(集團)有限公司 | 股權2供1，每股供0.138港元 | 184.38 |
| 11月 | 01116 | 美亞控股有限公司 | 公開售股1供4，每股供0.20港元 (2股合併為1股後) | 279.68 |
| | 02345 | 上海集優機械股份有限公司－H股 | 股權5供1，每股供1.30港元 | 197.52 |
| 總額 | | | | 661.59 |

主板 股份

股份配售*

| 月份 | 股份代號 | 公司 | 配售股份數目 | 配售價 (港元) | 集資金額 (百萬港元) |
|-----------|-------|-----------------|---------------|-------------|------------------|
| 2018 | | | | | |
| 10月 | 01717 | 澳優 | 249,000,000 | 5.1800 | 1,289.82 |
| | 02330 | 中國上城 | 300,212,000 | 0.1500 | 45.03 |
| | 00512 | 遠大醫藥 | 137,504,950 | 5.0000 | 687.52 |
| | 01141 | 民銀資本 | 1,350,000,000 | 0.3630 | 490.05 |
| | 01636 | 中國金屬利用 | 75,980,000 | 4.8000 | 364.70 |
| | 00428 | 中國天弓控股 | 19,980,000 | 1.0000 | 19.98 |
| | 00202 | 潤中國際控股 | 1,215,700,000 | 0.1430 | 173.85 |
| | 00729 | 五龍電動車 | 2,600,000,000 | 0.0900 | 234.00 |
| | 00627 | 福晟國際 | 115,000,000 | 0.9000 | 103.50 |
| | 02336 | 海亮國際 | 204,800,000 | 0.3210 | 65.74 |
| | 01227 | 國盛投資 | 720,678,273 | 0.0150 | 10.81 |
| | 01699 | 普甜食品 | 289,000,000 | 0.1400 | 40.46 |
| | 00691 | 山水水泥 | 85,845,636 | 4.2000 | 360.55 |
| | 00702 | 中國油氣控股 | 557,560,000 | 0.1680 | 93.67 |
| | 02383 | TOM集團 | 65,240,000 | 1.9160 | 125.00 |
| | 00401 | 萬嘉集團 | 129,681,000 | 0.1050 | 13.62 |
| | 00860 | 力世紀 | 137,360,000 | 0.9100 | 125.00 |
| | 00096 | YUSEI | 14,698,000 | 1.4350 | 21.09 |
| 11月 | 06189 | 愛得威建設集團 | 10,000,000 | 7.0000 | 70.00 |
| | 00030 | 萬隆控股集團 | 1,000,000,000 | 0.1800 | 180.00 |
| | 00871 | 中國疏浚環保 | 295,600,000 | 0.1200 | 35.47 |
| | 01347 | 華虹半導體 | 242,398,925 | 12.9000 | 3,126.95 |
| | 00732 | 信利國際 | 168,800,000 | 1.1800 | 199.18 |
| | 04617 | ZYBNK 18USDPREF | 69,750,000 | 156.0000 | 10,881.00 |
| 12月 | 02357 | 中航科工 | 279,000,000 | 4.9000 | 1,367.10 |
| | 00416 | 錦州銀行 | 1,000,000,000 | 8.3000 | 8,300.00 |
| | 00290 | 中國富強金融 | 1,417,000,000 | 0.0700 | 99.19 |
| | 00904 | 中綠 | 18,044,117 | 0.3400 | 6.13 |
| | 00673 | 中國衛生集團 | 54,000,000 | 0.1000 | 5.40 |
| | 02700 | 格林國際控股 | 466,000,000 | 0.0530 | 24.70 |
| | 01495 | 集一家居 | 86,400,000 | 0.7000 | 60.48 |
| | 00106 | 朗詩綠色集團 | 341,176,471 | 0.8500 | 290.00 |
| | 00395 | 中國智能集團 | 812,500,000 | 0.3200 | 260.00 |
| | 00860 | 力世紀 | 332,601,176 | 0.5100 | 169.63 |
| | 00362 | 信陽毛尖 | 220,000,000 | 0.3150 | 69.30 |
| | 02393 | 巨星醫療控股 | 230,000,000 | 1.7900 | 411.70 |
| | 00096 | YUSEI | 30,000,000 | 2.0050 | 60.15 |
| 總額 | | | | | 29,880.78 |

* 由於資料呈報之時差，本表所列乃為該季度臨時之股份配售數據。

主板 認股權證

認股權證交易統計

| | | 股份認股權證 (百萬港元) | 衍生權證 (百萬港元) | 總額 (百萬港元) |
|------|-----|------------------|----------------|--------------|
| 2017 | 第4季 | 19.27 | 952,919.10 | 952,938.38 |
| 2018 | 第1季 | 14.79 | 1,420,399.00 | 1,420,413.79 |
| | 第2季 | 0.26 | 798,436.24 | 798,436.50 |
| | 第3季 | 0.33 | 783,971.47 | 783,971.81 |
| | 第4季 | 6.44 | 863,336.45 | 863,342.90 |

認股權證市價總值

| | | 股份認股權證 | | 衍生權證 | | 總額 | |
|------|-----|--------|--------|-------|------------|-------|------------|
| | | 數目 | (百萬港元) | 數目 | (百萬港元) | 總數 | (百萬港元) |
| 2017 | 第4季 | 7 | 236.46 | 6,094 | 165,919.23 | 6,101 | 166,155.69 |
| 2018 | 第1季 | 4 | 61.57 | 6,963 | 118,398.35 | 6,967 | 118,459.92 |
| | 第2季 | 1 | 48.51 | 7,189 | 70,085.05 | 7,190 | 70,133.56 |
| | 第3季 | 1 | 42.92 | 7,229 | 85,285.94 | 7,230 | 85,328.86 |
| | 第4季 | 2 | 71.12 | 6,763 | 70,515.61 | 6,765 | 70,586.73 |

新上市統計—認股權證

| | | 新上市股份認股 權證數目 | 新上市衍生 權證數目 | 集資金額 (百萬港元) |
|------|-----|-----------------|---------------|----------------|
| 2017 | 第4季 | 0 | 2,507 | 54,250.29 |
| 2018 | 第1季 | 0 | 3,076 | 69,887.42 |
| | 第2季 | 0 | 2,709 | 58,049.31 |
| | 第3季 | 0 | 3,348 | 72,114.72 |
| | 第4季 | 1 | 2,661 | 52,904.05 |

新上市股份認股權證

2018年第4季

| 股份 代號 | 股份認股權證 | 上市時之發行 金額(港元) | 上市日期 | 到期日 | 集資金額 (百萬港元) |
|----------|-------------------|------------------|------------|------------|----------------|
| 01595 | 大凌集團有限公司2019年認股權證 | 9,892,264 | 2018/11/07 | 2019/11/05 | - |
| 總額 | | | | | - |

主板 認股權證

新上市衍生權證

2018年第四季

| 股份 代號 | 衍生權證 | 上市時之 | | | 集資金額 到期日(百萬港元) |
|----------|--|-------------|------------|------------|-------------------|
| | | 發行單位 | 上市日期 | | |
| 12225 | BOCI Asia Ltd. - CNOOC European Warrants Dec 2019 A | 100,000,000 | 2018/10/02 | 2019/12/20 | 19.30 |
| 12212 | BOCI Asia Ltd. - CPIC European Warrants Feb 2019 A | 50,000,000 | 2018/10/02 | 2019/02/28 | 11.70 |
| 12208 | BOCI Asia Ltd. - China Tel European Warrants Apr 2019 A | 50,000,000 | 2018/10/02 | 2019/04/23 | 12.05 |
| 12210 | BOCI Asia Ltd. - PICC European Warrants Feb 2019 A | 25,000,000 | 2018/10/02 | 2019/02/21 | 11.55 |
| 12209 | BOCI Asia Ltd. - PICC Group European Warrants Feb 2019 A | 60,000,000 | 2018/10/02 | 2019/02/25 | 10.92 |
| 12218 | BOCI Asia Ltd. - Ping An European Warrants Feb 2019 B | 80,000,000 | 2018/10/02 | 2019/02/04 | 12.56 |
| 12217 | BOCI Asia Ltd. - Ping An European Warrants Jun 2019 A | 80,000,000 | 2018/10/02 | 2019/06/11 | 27.12 |
| 12206 | BOCI Asia Ltd. - Tencent European Put Wts May 2019 A | 100,000,000 | 2018/10/02 | 2019/05/24 | 15.20 |
| 12261 | Credit Suisse AG - Meituan European Warrants Oct 2019 A | 150,000,000 | 2018/10/02 | 2019/10/30 | 37.50 |
| 12268 | Credit Suisse AG - Ping An European Warrants Jan 2019 G | 150,000,000 | 2018/10/02 | 2019/01/29 | 22.50 |
| 12264 | Credit Suisse AG - Tencent European Wts Feb 2019 L | 250,000,000 | 2018/10/02 | 2019/02/28 | 37.50 |
| 12278 | Goldman Sachs SP (Asia) - CC Bank European Wts Feb 2019 B | 80,000,000 | 2018/10/02 | 2019/02/25 | 12.00 |
| 12280 | Goldman Sachs SP (Asia) - HSI European Warrants Mar 2019 B | 150,000,000 | 2018/10/02 | 2019/03/28 | 22.50 |
| 12273 | Goldman Sachs SP (Asia) - Tencent European Wt Feb 2019 M | 150,000,000 | 2018/10/02 | 2019/02/21 | 29.40 |
| 12271 | Goldman Sachs SP (Asia) - Tencent European Put Wt Jan 2019 N | 50,000,000 | 2018/10/02 | 2019/01/25 | 57.60 |
| 12279 | Goldman Sachs SP (Asia) - ZA Online European Wts Mar 2019 C | 40,000,000 | 2018/10/02 | 2019/03/26 | 19.56 |
| 12203 | Haitong Int'l Sec - KB Laminates European Warrants Jul 2019A | 70,000,000 | 2018/10/02 | 2019/07/26 | 10.50 |
| 12204 | Haitong Int'l Sec - New World Dev European Warrants May 19 A | 15,000,000 | 2018/10/02 | 2019/05/10 | 10.20 |
| 12201 | Haitong Int'l Sec - Tencent European Warrants Mar 2019 H | 150,000,000 | 2018/10/02 | 2019/03/29 | 25.50 |
| 12200 | Haitong Int'l Sec - Tencent European Warrants Jun 2019 C | 150,000,000 | 2018/10/02 | 2019/06/28 | 37.50 |
| 12250 | J P Morgan SP BV - BYD Company European Put Warrants Apr 19B | 50,000,000 | 2018/10/02 | 2019/04/01 | 19.20 |
| 12244 | J P Morgan SP BV - CNOOC European Warrants Dec 2019 C | 100,000,000 | 2018/10/02 | 2019/12/31 | 25.10 |
| 12258 | J P Morgan SP BV - HSI European Put Warrants Jan 2019 K | 300,000,000 | 2018/10/02 | 2019/01/30 | 45.30 |
| 12256 | J P Morgan SP BV - HSI European Put Warrants Mar 2019 E | 300,000,000 | 2018/10/02 | 2019/03/28 | 45.30 |
| 12257 | J P Morgan SP BV - HSI European Put Warrants Mar 2019 F | 300,000,000 | 2018/10/02 | 2019/03/28 | 45.30 |
| 12249 | J P Morgan SP BV - Tencent European Put Warrants Feb 2019 H | 250,000,000 | 2018/10/02 | 2019/02/04 | 37.75 |
| 12252 | J P Morgan SP BV - Tracker Fund European Warrants Jun 2019 A | 100,000,000 | 2018/10/02 | 2019/06/27 | 25.10 |
| 12214 | Macquarie Bank Ltd. - BYD Electronic European Wts Nov 2019 A | 32,000,000 | 2018/10/02 | 2019/11/18 | 10.02 |
| 12216 | Macquarie Bank Ltd. - Meitu European Warrants Dec 2020 A | 40,000,000 | 2018/10/02 | 2020/12/16 | 10.00 |
| 12238 | UBS AG - Greatwall Motor European Warrants Apr 2019 B | 30,000,000 | 2018/10/02 | 2019/04/01 | 17.22 |
| 12234 | UBS AG - HKEX European Warrants Jan 2019 B | 50,000,000 | 2018/10/02 | 2019/01/28 | 30.45 |
| 12237 | UBS AG - HKEX European Warrants Jan 2019 C | 300,000,000 | 2018/10/02 | 2019/01/03 | 45.30 |
| 12232 | UBS AG - HKEX European Put Warrants Feb 2019 A | 100,000,000 | 2018/10/02 | 2019/02/25 | 15.00 |
| 12239 | UBS AG - HSI European Put Warrants Feb 2019 G | 300,000,000 | 2018/10/02 | 2019/02/27 | 48.60 |
| 12229 | UBS AG - Ping An European Warrants Jan 2019 E | 100,000,000 | 2018/10/02 | 2019/01/28 | 22.50 |
| 12226 | UBS AG - Ping An European Warrants Mar 2019 D | 100,000,000 | 2018/10/02 | 2019/03/04 | 40.10 |
| 12230 | UBS AG - Ping An European Put Warrants Jan 2019 F | 100,000,000 | 2018/10/02 | 2019/01/02 | 37.60 |
| 27756 # | Credit Suisse AG - Ping An European Put Warrants Jan 2019 E | 110,000,000 | 2018/10/02 | 2019/01/21 | 10.45 |
| 12320 | Bank of East Asia - Agile Group European Warrants Jun 2019 A | 50,000,000 | 2018/10/03 | 2019/06/26 | 11.50 |
| 12316 | Bank of East Asia - Meituan European Warrants Oct 2019 A | 60,000,000 | 2018/10/03 | 2019/10/02 | 15.36 |
| 12373 | Goldman Sachs SP (Asia) - China Mobile Euro Wts Feb 2019 B | 80,000,000 | 2018/10/03 | 2019/02/25 | 14.40 |
| 12374 | Goldman Sachs SP (Asia) - CNOOC European Put Warrants Sep19C | 100,000,000 | 2018/10/03 | 2019/09/23 | 15.00 |

主 板 認 股 權 證

| 股份 代號 | 衍生權證 | 上市時之 | | | 集資金額 到期日(百萬港元) |
|----------|---|-------------|------------|------------|-------------------|
| | | 發行單位 | 上市日期 | | |
| 12368 | Goldman Sachs SP (Asia) - Ping An European Wts Jan 2019 F | 100,000,000 | 2018/10/03 | 2019/01/28 | 15.00 |
| 12372 | Goldman Sachs SP (Asia) - Ping An European Wts Jan 2019 G | 100,000,000 | 2018/10/03 | 2019/01/28 | 15.00 |
| 12367 | Goldman Sachs SP (Asia) - Tencent European Wt Feb 2019 N | 150,000,000 | 2018/10/03 | 2019/02/27 | 22.50 |
| 12284 | HK Bank - Agricultural Bank European Warrants Jul 2019 A | 80,000,000 | 2018/10/03 | 2019/07/31 | 20.00 |
| 12282 | HK Bank - Meituan European Warrants Sep 2019 A | 150,000,000 | 2018/10/03 | 2019/09/30 | 37.50 |
| 12285 | HK Bank - Meituan European Warrants Dec 2019 B | 150,000,000 | 2018/10/03 | 2019/12/31 | 37.50 |
| 12325 | J P Morgan SP BV - BYD Electronic European Wts Mar 2019 A | 70,000,000 | 2018/10/03 | 2019/03/08 | 12.32 |
| 12323 | J P Morgan SP BV - Meituan European Warrants Apr 2019 B | 20,000,000 | 2018/10/03 | 2019/04/02 | 27.90 |
| 12292 | Macquarie Bank Ltd. - AIA European Warrants Apr 2019 B | 29,000,000 | 2018/10/03 | 2019/04/02 | 10.06 |
| 12304 | Macquarie Bank Ltd. - China Life European Wts Apr 2019 B | 14,000,000 | 2018/10/03 | 2019/04/02 | 10.44 |
| 12310 | Macquarie Bank Ltd. - China Life European Put Warrants Apr19C | 15,000,000 | 2018/10/03 | 2019/04/02 | 10.10 |
| 12297 | Macquarie Bank Ltd. - China Mobile European Wts Jun 2019 A | 39,000,000 | 2018/10/03 | 2019/06/04 | 10.10 |
| 12321 | Macquarie Bank Ltd. - HKEX European Warrants Jul 2019 B | 40,000,000 | 2018/10/03 | 2019/07/02 | 10.00 |
| 12294 | Macquarie Bank Ltd. - HSBC European Warrants Apr 2019 B | 40,000,000 | 2018/10/03 | 2019/04/02 | 10.12 |
| 12296 | Macquarie Bank Ltd. - HSBC European Put Warrants Apr 2019 C | 19,000,000 | 2018/10/03 | 2019/04/02 | 10.32 |
| 12352 | SG Issuer - China Gas Hold Eu Wt Apr 2019 A | 30,000,000 | 2018/10/03 | 2019/04/02 | 10.65 |
| 12364 | SG Issuer - HSBC European Warrants Mar 2019 D | 80,000,000 | 2018/10/03 | 2019/03/29 | 12.00 |
| 12356 | SG Issuer - Hang Seng Bank European Warrants Mar 2019 A | 16,000,000 | 2018/10/03 | 2019/03/29 | 10.08 |
| 12363 | SG Issuer - Hang Seng Bank European Warrants Sep 2019 A | 100,000,000 | 2018/10/03 | 2019/09/30 | 15.00 |
| 12366 | SG Issuer - Tencent European Put Warrants Mar 2019 H | 150,000,000 | 2018/10/03 | 2019/03/29 | 22.50 |
| 12347 | UBS AG - China Life European Warrants Nov 2019 A | 200,000,000 | 2018/10/03 | 2019/11/22 | 30.80 |
| 12335 | UBS AG - HSBC European Warrants Apr 2019 A | 100,000,000 | 2018/10/03 | 2019/04/08 | 17.10 |
| 12340 | UBS AG - HSBC European Put Warrants Mar 2019 C | 100,000,000 | 2018/10/03 | 2019/03/04 | 39.90 |
| 12289 | Bank Vontobel - Ping An European Put Warrants Mar 2019 A | 70,000,000 | 2018/10/03 | 2019/03/26 | 11.20 |
| 12291 | Bank Vontobel - Power Assets European Warrants May 2019 A | 40,000,000 | 2018/10/03 | 2019/05/06 | 13.20 |
| 12414 | BOCI Asia Ltd. - HSI European Put Warrants Mar 2019 B | 100,000,000 | 2018/10/04 | 2019/03/28 | 15.30 |
| 12471 | Credit Suisse AG - Agricultural Bank European Wts Mar 2019 B | 60,000,000 | 2018/10/04 | 2019/03/29 | 10.20 |
| 12411 | Credit Suisse AG - Bank of China European Put Wts Apr 2019 B | 70,000,000 | 2018/10/04 | 2019/04/23 | 10.50 |
| 12485 | Credit Suisse AG - BYD Electronic European Wts Mar 2019 A | 50,000,000 | 2018/10/04 | 2019/03/08 | 10.00 |
| 12477 | Credit Suisse AG - China Mobile European Warrants Feb 2019 B | 60,000,000 | 2018/10/04 | 2019/02/25 | 10.80 |
| 12486 | Credit Suisse AG - CPIC European Warrants May 2019 A | 50,000,000 | 2018/10/04 | 2019/05/31 | 12.50 |
| 12468 | Credit Suisse AG - Ping An European Put Warrants Jan 2019 H | 100,000,000 | 2018/10/04 | 2019/01/04 | 29.00 |
| 12469 | Credit Suisse AG - Ping An European Put Warrants Mar 2019 E | 100,000,000 | 2018/10/04 | 2019/03/29 | 20.00 |
| 12489 | Credit Suisse AG - ZA Online European Warrants Apr 2019 A | 20,000,000 | 2018/10/04 | 2019/04/04 | 10.00 |
| 12546 | Goldman Sachs SP (Asia) - China Life Euro Wts Aug 2019 A | 100,000,000 | 2018/10/04 | 2019/08/27 | 15.00 |
| 12531 | Goldman Sachs SP (Asia) - CNOOC European Warrants Mar 2019 A | 80,000,000 | 2018/10/04 | 2019/03/11 | 44.96 |
| 12537 | Goldman Sachs SP (Asia) - HSBC European Warrants Mar 2019 D | 80,000,000 | 2018/10/04 | 2019/03/22 | 12.00 |
| 12532 | Goldman Sachs SP (Asia) - Ping An European Wts Jan 2019 H | 100,000,000 | 2018/10/04 | 2019/01/04 | 15.00 |
| 12536 | Goldman Sachs SP (Asia) - Ping An Euro Put Wts Jan 2019 I | 60,000,000 | 2018/10/04 | 2019/01/04 | 15.48 |
| 12415 | HK Bank - Meituan European Warrants Apr 2019 A | 15,000,000 | 2018/10/04 | 2019/04/03 | 13.50 |
| 12425 | Haitong Int'l Sec - BYD Company European Put Warrants May19B | 20,000,000 | 2018/10/04 | 2019/05/03 | 12.40 |
| 12378 | Haitong Int'l Sec - CKH Holdings European Warrants Apr 2019A | 25,000,000 | 2018/10/04 | 2019/04/26 | 13.75 |
| 12383 | Haitong Int'l Sec - CSPC Pharma European Warrants Apr 2019 A | 80,000,000 | 2018/10/04 | 2019/04/08 | 22.40 |
| 12421 | Haitong Int'l Sec - Galaxy Ent European Put Wts May 2019 A | 30,000,000 | 2018/10/04 | 2019/05/31 | 12.90 |

主 板 認 股 權 證

| 股份 代號 | 衍生權證 | 上市時之 | | | 集資金額 到期日(百萬港元) |
|----------|--|-------------|------------|------------|-------------------|
| | | 發行單位 | 上市日期 | | |
| 12385 | Haitong Int'l Sec - Sh Electric European Warrants Apr 2019 A | 40,000,000 | 2018/10/04 | 2019/04/26 | 14.00 |
| 12434 | Haitong Int'l Sec - Sunny Optical European Wts Apr 2019 A | 8,000,000 | 2018/10/04 | 2019/04/30 | 13.52 |
| 12432 | Haitong Int'l Sec - Sunny Optical European Put Wts Dec 2019A | 80,000,000 | 2018/10/04 | 2019/12/18 | 16.80 |
| 12380 | Haitong Int'l Sec - Want Want China European Warrants Apr19A | 25,000,000 | 2018/10/04 | 2019/04/26 | 18.00 |
| 12406 | Haitong Int'l Sec - YOFC European Warrants Apr 2019 A | 30,000,000 | 2018/10/04 | 2019/04/08 | 15.00 |
| 12399 | Haitong Int'l Sec - ZA Online European Warrants May 2019 A | 50,000,000 | 2018/10/04 | 2019/05/15 | 28.50 |
| 12498 | J P Morgan SP BV - China Life European Put Wts Dec 2019 B | 100,000,000 | 2018/10/04 | 2019/12/09 | 15.10 |
| 12492 | J P Morgan SP BV - PetroChina European Warrants Apr 2019 A | 100,000,000 | 2018/10/04 | 2019/04/03 | 26.80 |
| 12500 | SG Issuer - HSI European Put Warrants Mar 2019 G | 300,000,000 | 2018/10/04 | 2019/03/28 | 45.00 |
| 12525 | UBS AG - CKH Holdings European Warrants Feb 2019 B | 40,000,000 | 2018/10/04 | 2019/02/21 | 10.20 |
| 12523 | UBS AG - CNOOC European Warrants Mar 2019 B | 25,000,000 | 2018/10/04 | 2019/03/22 | 11.48 |
| 12513 | UBS AG - Sinopec Corp European Warrants Mar 2019 A | 60,000,000 | 2018/10/04 | 2019/03/26 | 16.62 |
| 12505 | UBS AG - PetroChina European Warrants Jan 2019 A | 70,000,000 | 2018/10/04 | 2019/01/29 | 23.38 |
| 12528 | UBS AG - Sands China Ltd European Warrants Feb 2019 B | 70,000,000 | 2018/10/04 | 2019/02/21 | 10.78 |
| 12467 | Bank Vontobel - CNOOC European Warrants Dec 2019 A | 50,000,000 | 2018/10/04 | 2019/12/04 | 12.50 |
| 12449 | Bank Vontobel - PetroChina European Warrants Mar 2019 C | 50,000,000 | 2018/10/04 | 2019/03/01 | 10.00 |
| 12450 | Bank Vontobel - PetroChina European Put Warrants Apr 2019 A | 30,000,000 | 2018/10/04 | 2019/04/03 | 11.10 |
| 26813 # | J P Morgan SP BV - HSI European Put Warrants Feb 2019 D | 300,000,000 | 2018/10/04 | 2019/02/27 | 27.60 |
| 12547 | BOCI Asia Ltd. - Meituan European Warrants Mar 2019 D | 40,000,000 | 2018/10/05 | 2019/03/12 | 53.76 |
| 12550 | BOCI Asia Ltd. - Meituan European Warrants Mar 2019 E | 40,000,000 | 2018/10/05 | 2019/03/22 | 42.64 |
| 12551 | BOCI Asia Ltd. - Sino Biopharm European Warrants Jun 2019 A | 70,000,000 | 2018/10/05 | 2019/06/21 | 10.50 |
| 12569 | BNP Paribas Issuance B.V. - BYD Company European Wts Jun 19A | 30,000,000 | 2018/10/05 | 2019/06/04 | 18.00 |
| 12577 | BNP Paribas Issuance B.V. - Ch Comm Cons Eur Wt Jun 2019 A | 30,000,000 | 2018/10/05 | 2019/06/04 | 14.10 |
| 12567 | BNP Paribas Issuance B.V. - China Mobile Euro Wts May 2019 B | 40,000,000 | 2018/10/05 | 2019/05/02 | 10.00 |
| 12565 | BNP Paribas Issuance B.V. - China Mobile Euro Wts Jul 2019 B | 40,000,000 | 2018/10/05 | 2019/07/03 | 10.00 |
| 12568 | BNP Paribas Issuance B.V. - CNOOC European Wts Apr 2020 A | 80,000,000 | 2018/10/05 | 2020/04/02 | 20.80 |
| 12626 | BNP Paribas Issuance B.V. - Ping An Eur Put Wts Feb 2019 C | 80,000,000 | 2018/10/05 | 2019/02/04 | 12.00 |
| 12655 | Credit Suisse AG - China Life European Put Wts Dec 2019 A | 60,000,000 | 2018/10/05 | 2019/12/09 | 10.02 |
| 12675 | Credit Suisse AG - CSOP A50 ETF European Warrants Feb 2019 A | 50,000,000 | 2018/10/05 | 2019/02/26 | 12.50 |
| 12677 | Credit Suisse AG - A50 China European Warrants Feb 2019 A | 50,000,000 | 2018/10/05 | 2019/02/25 | 12.50 |
| 12674 | Credit Suisse AG - Guangdong Inv European Warrants May 2019A | 40,000,000 | 2018/10/05 | 2019/05/31 | 10.00 |
| 12671 | Credit Suisse AG - NCI European Warrants Apr 2019 A | 40,000,000 | 2018/10/05 | 2019/04/04 | 16.40 |
| 12673 | Credit Suisse AG - PICC Group European Warrants Feb 2019 A | 40,000,000 | 2018/10/05 | 2019/02/21 | 10.80 |
| 12683 | Goldman Sachs SP (Asia) - CRCC European Warrants Apr 2019 A | 30,000,000 | 2018/10/05 | 2019/04/08 | 18.51 |
| 12681 | Goldman Sachs SP (Asia) - HSBC European Warrants Mar 2019 E | 80,000,000 | 2018/10/05 | 2019/03/05 | 12.00 |
| 12690 | Goldman Sachs SP (Asia) - HSI European Warrants Mar 2019 C | 150,000,000 | 2018/10/05 | 2019/03/28 | 22.50 |
| 12680 | Goldman Sachs SP (Asia) - ICBC European Warrants Feb 2019 A | 80,000,000 | 2018/10/05 | 2019/02/26 | 22.16 |
| 12684 | Goldman Sachs SP (Asia) - PetroChina European Wts Jan 2019 B | 80,000,000 | 2018/10/05 | 2019/01/29 | 21.36 |
| 12650 | Haitong Int'l Sec - China Life European Put Warrants Dec 19B | 80,000,000 | 2018/10/05 | 2019/12/09 | 13.60 |
| 12640 | Haitong Int'l Sec - Chi Res Land European Warrants Apr 2019A | 40,000,000 | 2018/10/05 | 2019/04/17 | 12.80 |
| 12593 | Haitong Int'l Sec - HSI European Warrants Feb 2019 F | 150,000,000 | 2018/10/05 | 2019/02/27 | 24.00 |
| 12592 | Haitong Int'l Sec - HSI European Warrants Apr 2019 B | 150,000,000 | 2018/10/05 | 2019/04/29 | 37.50 |
| 12594 | Haitong Int'l Sec - HSI European Put Warrants Mar 2019 F | 150,000,000 | 2018/10/05 | 2019/03/28 | 22.50 |
| 12643 | Haitong Int'l Sec - KECL European Warrants Feb 2019 A | 30,000,000 | 2018/10/05 | 2019/02/25 | 21.00 |

主板 認股權證

| 股份 代號 | 衍生權證 | 上市時之 | | | 集資金額 到期日(百萬港元) |
|----------|--|-------------|------------|------------|-------------------|
| | | 發行單位 | 上市日期 | | |
| 12641 | Haitong Int'l Sec - PICC Group European Warrants May 2019 A | 40,000,000 | 2018/10/05 | 2019/05/28 | 12.00 |
| 12647 | Haitong Int'l Sec - Ping An European Warrants Apr 2019 D | 60,000,000 | 2018/10/05 | 2019/04/29 | 36.00 |
| 12648 | Haitong Int'l Sec - Ping An European Put Warrants Apr 2019 E | 60,000,000 | 2018/10/05 | 2019/04/24 | 28.20 |
| 12624 | J P Morgan SP BV - Galaxy Ent European Put Wts Jan 2019 E | 100,000,000 | 2018/10/05 | 2019/01/04 | 40.40 |
| 12587 | Macquarie Bank Ltd. - BankComm European Put Warrants May 19A | 33,000,000 | 2018/10/05 | 2019/05/03 | 10.03 |
| 12584 | Macquarie Bank Ltd. - SJM Holdings European Wts Jan 2021 A | 40,000,000 | 2018/10/05 | 2021/01/18 | 10.00 |
| 12629 | SG Issuer - AIA European Warrants Mar 2019 C | 60,000,000 | 2018/10/05 | 2019/03/29 | 13.50 |
| 12627 | SG Issuer - CAM CSI300 European Warrants May 2019 A | 70,000,000 | 2018/10/05 | 2019/05/31 | 10.50 |
| 12633 | SG Issuer - CNOOC European Put Warrants Apr 2019 B | 20,000,000 | 2018/10/05 | 2019/04/30 | 10.00 |
| 12637 | SG Issuer - Ping An European Warrants Mar 2019 B | 80,000,000 | 2018/10/05 | 2019/03/04 | 29.20 |
| 12619 | UBS AG - HSBC European Warrants Jan 2019 B | 100,000,000 | 2018/10/05 | 2019/01/28 | 15.20 |
| 12797 | Credit Suisse AG - AAC Tech European Warrants Mar 2019 B | 100,000,000 | 2018/10/08 | 2019/03/22 | 15.00 |
| 12770 | Credit Suisse AG - AIA European Warrants Feb 2019 C | 70,000,000 | 2018/10/08 | 2019/02/18 | 21.70 |
| 12771 | Credit Suisse AG - AIA European Warrants Mar 2019 B | 70,000,000 | 2018/10/08 | 2019/03/29 | 16.10 |
| 12781 | Credit Suisse AG - Country Garden European Warrants Apr 19 A | 60,000,000 | 2018/10/08 | 2019/04/23 | 10.80 |
| 12802 | Credit Suisse AG - China Res Beer European Warrants Apr 19 A | 25,000,000 | 2018/10/08 | 2019/04/08 | 10.00 |
| 12786 | Credit Suisse AG - Evergrande European Warrants Mar 2019 B | 40,000,000 | 2018/10/08 | 2019/03/26 | 14.80 |
| 12774 | Credit Suisse AG - Galaxy Ent European Warrants Feb 2019 A | 50,000,000 | 2018/10/08 | 2019/02/14 | 14.00 |
| 12809 | Credit Suisse AG - SUNAC European Warrants Apr 2019 A | 40,000,000 | 2018/10/08 | 2019/04/30 | 12.00 |
| 12790 | Credit Suisse AG - Sunny Optical European Warrants Jun 2019A | 100,000,000 | 2018/10/08 | 2019/06/21 | 16.50 |
| 12796 | Credit Suisse AG - Sunny Optical European Put Wts Dec 2019 A | 100,000,000 | 2018/10/08 | 2019/12/16 | 20.00 |
| 12814 | Goldman Sachs SP (Asia) - CNOOC European Warrants Jan 2019 A | 80,000,000 | 2018/10/08 | 2019/01/08 | 21.04 |
| 12820 | Goldman Sachs SP (Asia) - Sinopec Corp Euro Wts Jan 2019 B | 70,000,000 | 2018/10/08 | 2019/01/08 | 10.50 |
| 12812 | Goldman Sachs SP (Asia) - Galaxy Ent Euro Put Wts Mar 2019 B | 60,000,000 | 2018/10/08 | 2019/03/11 | 10.02 |
| 12822 | Goldman Sachs SP (Asia) - PetroChina European Wts Feb 2019 A | 80,000,000 | 2018/10/08 | 2019/02/25 | 12.00 |
| 12811 | Goldman Sachs SP (Asia) - Xiaomi European Warrants Feb 2019B | 100,000,000 | 2018/10/08 | 2019/02/04 | 15.00 |
| 12701 | HK Bank - AIA European Warrants Apr 2019 A | 80,000,000 | 2018/10/08 | 2019/04/08 | 20.00 |
| 12721 | HK Bank - China Life European Warrants Aug 2019 A | 80,000,000 | 2018/10/08 | 2019/08/30 | 12.00 |
| 12695 | HK Bank - China Mobile European Warrants Jun 2019 A | 50,000,000 | 2018/10/08 | 2019/06/28 | 13.00 |
| 12698 | HK Bank - CNOOC European Warrants Nov 2019 A | 100,000,000 | 2018/10/08 | 2019/11/29 | 25.00 |
| 12696 | HK Bank - HSI European Put Warrants Feb 2019 H | 150,000,000 | 2018/10/08 | 2019/02/27 | 25.50 |
| 12691 | HK Bank - HSI European Put Warrants Mar 2019 E | 150,000,000 | 2018/10/08 | 2019/03/28 | 22.50 |
| 12722 | HK Bank - Lenovo European Warrants Apr 2019 A | 40,000,000 | 2018/10/08 | 2019/04/30 | 12.00 |
| 12724 | HK Bank - PetroChina European Warrants Jun 2019 A | 40,000,000 | 2018/10/08 | 2019/06/28 | 16.00 |
| 12711 | HK Bank - Ping An European Warrants Jul 2020 A | 200,000,000 | 2018/10/08 | 2020/07/02 | 30.00 |
| 12726 | HK Bank - Tencent European Warrants Feb 2019 F | 100,000,000 | 2018/10/08 | 2019/02/28 | 15.00 |
| 12736 | Haitong Int'l Sec - AIA European Put Warrants Apr 2019 B | 40,000,000 | 2018/10/08 | 2019/04/08 | 10.00 |
| 12827 | Haitong Int'l Sec - CNOOC European Warrants Jan 2019 A | 30,000,000 | 2018/10/08 | 2019/01/08 | 10.20 |
| 12832 | Haitong Int'l Sec - CNOOC European Warrants Apr 2019 A | 30,000,000 | 2018/10/08 | 2019/04/09 | 17.70 |
| 12730 | Haitong Int'l Sec - China Railway European Warrants May 19 A | 15,000,000 | 2018/10/08 | 2019/05/30 | 12.60 |
| 12735 | Haitong Int'l Sec - HS Bank European Warrants Apr 2019 A | 15,000,000 | 2018/10/08 | 2019/04/08 | 14.70 |
| 12732 | Haitong Int'l Sec - Meitu European Warrants Jan 2019 A | 15,000,000 | 2018/10/08 | 2019/01/08 | 11.55 |
| 12846 | Haitong Int'l Sec - Ping An European Warrants Apr 2019 H | 60,000,000 | 2018/10/08 | 2019/04/09 | 30.60 |
| 12833 | Haitong Int'l Sec - Ping An European Put Warrants Jan 2019 F | 60,000,000 | 2018/10/08 | 2019/01/08 | 21.00 |

主 板 認 股 權 證

| 股份 代號 | 衍生權證 | 上市時之 | | | 集資金額 到期日(百萬港元) |
|----------|--|-------------|------------|------------|-------------------|
| | | 發行單位 | 上市日期 | | |
| 12839 | Haitong Int'l Sec - Ping An European Put Warrants Jan 2019 G | 70,000,000 | 2018/10/08 | 2019/01/31 | 11.20 |
| 12840 | Haitong Int'l Sec - Ping An European Put Warrants Jan 2019 H | 60,000,000 | 2018/10/08 | 2019/01/08 | 10.20 |
| 12836 | Haitong Int'l Sec - Ping An European Put Warrants Apr 2019 F | 60,000,000 | 2018/10/08 | 2019/04/10 | 23.40 |
| 12837 | Haitong Int'l Sec - Ping An European Put Warrants Apr 2019 G | 70,000,000 | 2018/10/08 | 2019/04/02 | 10.50 |
| 12740 | Haitong Int'l Sec - Tencent European Warrants Feb 2019 K | 150,000,000 | 2018/10/08 | 2019/02/18 | 22.50 |
| 12747 | J P Morgan SP BV - AIA European Put Warrants Feb 2019 C | 100,000,000 | 2018/10/08 | 2019/02/28 | 19.60 |
| 12769 | J P Morgan SP BV - CC Bank European Wts Jan 2019 D | 100,000,000 | 2018/10/08 | 2019/01/31 | 15.80 |
| 12742 | J P Morgan SP BV - CSOP A50 ETF European Warrants Feb 2019 A | 80,000,000 | 2018/10/08 | 2019/02/28 | 12.72 |
| 12741 | J P Morgan SP BV - Evergrande European Warrants Apr 2019 A | 50,000,000 | 2018/10/08 | 2019/04/08 | 12.50 |
| 12748 | J P Morgan SP BV - ICBC European Warrants Mar 2019 A | 100,000,000 | 2018/10/08 | 2019/03/29 | 19.10 |
| 12743 | J P Morgan SP BV - Lenovo European Warrants Mar 2019 B | 100,000,000 | 2018/10/08 | 2019/03/29 | 20.00 |
| 12860 | BOCI Asia Ltd. - AIA European Warrants Mar 2019 A | 60,000,000 | 2018/10/09 | 2019/03/26 | 15.24 |
| 12864 | BOCI Asia Ltd. - BYD Company European Warrants Feb 2019 B | 40,000,000 | 2018/10/09 | 2019/02/25 | 22.28 |
| 12867 | BOCI Asia Ltd. - Country Garden European Warrants Apr 2019 A | 70,000,000 | 2018/10/09 | 2019/04/23 | 12.88 |
| 12870 | BOCI Asia Ltd. - CGS European Warrants Jun 2019 A | 30,000,000 | 2018/10/09 | 2019/06/11 | 11.67 |
| 12863 | BOCI Asia Ltd. - Sinopec Corp European Warrants Mar 2019 A | 50,000,000 | 2018/10/09 | 2019/03/26 | 14.80 |
| 12868 | BOCI Asia Ltd. - China Res Land European Warrants Mar 2019 A | 50,000,000 | 2018/10/09 | 2019/03/04 | 13.00 |
| 12875 | BOCI Asia Ltd. - Henderson Land European Warrants Jun 2019 A | 50,000,000 | 2018/10/09 | 2019/06/24 | 10.65 |
| 12856 | BOCI Asia Ltd. - HSBC European Warrants Mar 2019 B | 80,000,000 | 2018/10/09 | 2019/03/22 | 12.16 |
| 12861 | BOCI Asia Ltd. - PetroChina European Warrants Feb 2019 A | 60,000,000 | 2018/10/09 | 2019/02/25 | 11.22 |
| 12853 | BOCI Asia Ltd. - Tencent European Wts Feb 2019 G | 200,000,000 | 2018/10/09 | 2019/02/21 | 37.60 |
| 12854 | BOCI Asia Ltd. - Tencent European Wts Mar 2019 C | 200,000,000 | 2018/10/09 | 2019/03/22 | 30.60 |
| 12960 | Credit Suisse AG - Anta Sports European Warrants Apr 2019 A | 25,000,000 | 2018/10/09 | 2019/04/08 | 10.50 |
| 12953 | Credit Suisse AG - Chi Res Land European Warrants Mar 2019 A | 60,000,000 | 2018/10/09 | 2019/03/04 | 13.80 |
| 12962 | Credit Suisse AG - Haier Elec European Warrants Apr 2019 A | 40,000,000 | 2018/10/09 | 2019/04/08 | 10.80 |
| 12946 | Credit Suisse AG - IGG European Warrants Feb 2019 A | 60,000,000 | 2018/10/09 | 2019/02/21 | 10.02 |
| 12952 | Credit Suisse AG - Sinopharm European Warrants Apr 2019 A | 25,000,000 | 2018/10/09 | 2019/04/30 | 15.00 |
| 12961 | Credit Suisse AG - Sh Pharma European Warrants Apr 2019 A | 40,000,000 | 2018/10/09 | 2019/04/08 | 10.00 |
| 12954 | Credit Suisse AG - Zhaojin Mining European Warrants Apr 19 A | 20,000,000 | 2018/10/09 | 2019/04/08 | 14.00 |
| 12966 | Goldman Sachs SP (Asia) - Bank of China Euro Wts Mar 2019 B | 80,000,000 | 2018/10/09 | 2019/03/29 | 18.88 |
| 12968 | Goldman Sachs SP (Asia) - Country Garden Euro Wts Apr 2019 A | 70,000,000 | 2018/10/09 | 2019/04/23 | 10.50 |
| 12969 | Goldman Sachs SP (Asia) - Galaxy Ent European Wts Mar 2019 C | 80,000,000 | 2018/10/09 | 2019/03/11 | 31.68 |
| 12965 | Goldman Sachs SP (Asia) - HKEX European Warrants Mar 2019 F | 150,000,000 | 2018/10/09 | 2019/03/26 | 22.50 |
| 12982 | Goldman Sachs SP (Asia) - PICC Group European Wts Jan 2019 B | 50,000,000 | 2018/10/09 | 2019/01/22 | 10.00 |
| 12944 | Haitong Int'l Sec - Sinopec Corp European Wts Mar 2019 A | 25,000,000 | 2018/10/09 | 2019/03/29 | 13.25 |
| 12884 | Haitong Int'l Sec - CSOP A50 ETF European Warrants Jan 2019A | 40,000,000 | 2018/10/09 | 2019/01/09 | 10.80 |
| 12886 | Haitong Int'l Sec - CSOP A50 ETF European Warrants Apr 2019A | 40,000,000 | 2018/10/09 | 2019/04/09 | 15.60 |
| 12882 | Haitong Int'l Sec - HKEX European Warrants Mar 2019 C | 150,000,000 | 2018/10/09 | 2019/03/22 | 22.50 |
| 12876 | Haitong Int'l Sec - Lenovo European Warrants Mar 2019 B | 40,000,000 | 2018/10/09 | 2019/03/04 | 18.00 |
| 12880 | Haitong Int'l Sec - Lenovo European Warrants Mar 2019 C | 40,000,000 | 2018/10/09 | 2019/03/11 | 14.80 |
| 12938 | Haitong Int'l Sec - Stanchart European Warrants Jun 2019 B | 30,000,000 | 2018/10/09 | 2019/06/28 | 10.80 |
| 12932 | Haitong Int'l Sec - Sunny Optical European Wts Apr 2019 B | 80,000,000 | 2018/10/09 | 2019/04/30 | 12.80 |
| 12935 | Haitong Int'l Sec - Sunny Optical European Wts Apr 2019 C | 10,000,000 | 2018/10/09 | 2019/04/10 | 13.20 |
| 12931 | Haitong Int'l Sec - Sunny Optical European Put Wts Jul 2019B | 80,000,000 | 2018/10/09 | 2019/07/09 | 20.00 |

主 板 認 股 權 證

| 股份 代號 | 衍生權證 | 上市時之 | | 集資金額 到期日(百萬港元) | |
|----------|--|-------------|------------|-------------------|-------|
| | | 發行單位 | 上市日期 | | |
| 12984 | J P Morgan SP BV - China Gas Hold European Wts Apr 2019 A | 60,000,000 | 2018/10/09 | 2019/04/08 | 15.00 |
| 12993 | J P Morgan SP BV - HSCEI European Wts Jul 2019 B | 200,000,000 | 2018/10/09 | 2019/07/30 | 30.80 |
| 12997 | J P Morgan SP BV - Li & Fung European Warrants Mar 2019 B | 50,000,000 | 2018/10/09 | 2019/03/22 | 12.30 |
| 10046 | J P Morgan SP BV - N225 Index Euro Wts Jun 2019 A | 100,000,000 | 2018/10/09 | 2019/06/14 | 25.20 |
| 10050 | J P Morgan SP BV - N225 Index Euro Put Wts Jun 2019 B | 100,000,000 | 2018/10/09 | 2019/06/14 | 25.10 |
| 12987 | J P Morgan SP BV - PSBC European Warrants Jan 2019 B | 50,000,000 | 2018/10/09 | 2019/01/31 | 11.50 |
| 12996 | J P Morgan SP BV - SMIC European Wts Mar 2020 A | 100,000,000 | 2018/10/09 | 2020/03/10 | 18.60 |
| 12989 | J P Morgan SP BV - Tencent European Warrants Mar 2019 G | 250,000,000 | 2018/10/09 | 2019/03/19 | 37.75 |
| 12894 | Macquarie Bank Ltd. - Ping An European Warrants May 2019 A | 18,000,000 | 2018/10/09 | 2019/05/02 | 10.48 |
| 12897 | Macquarie Bank Ltd. - Ping An European Warrants May 2019 B | 27,000,000 | 2018/10/09 | 2019/05/02 | 10.10 |
| 12898 | Macquarie Bank Ltd. - Ping An European Put Warrants May2019C | 24,000,000 | 2018/10/09 | 2019/05/02 | 10.30 |
| 12888 | Macquarie Bank Ltd. - Tencent European Warrants May 2019 A | 10,000,000 | 2018/10/09 | 2019/05/02 | 34.60 |
| 12889 | Macquarie Bank Ltd. - Tencent European Warrants May 2019 B | 9,000,000 | 2018/10/09 | 2019/05/02 | 15.61 |
| 12890 | Macquarie Bank Ltd. - Tencent European Warrants May 2019 C | 11,400,000 | 2018/10/09 | 2019/05/02 | 10.01 |
| 12892 | Macquarie Bank Ltd. - Tencent European Warrants May 2019 D | 24,800,000 | 2018/10/09 | 2019/05/02 | 10.02 |
| 13002 | SG Issuer - China Gas Hold Eu Wt May 2019 A | 40,000,000 | 2018/10/09 | 2019/05/31 | 14.40 |
| 13004 | SG Issuer - CNOOC European Warrants May 2019 A | 10,000,000 | 2018/10/09 | 2019/05/31 | 10.20 |
| 13005 | SG Issuer - CNOOC European Warrants Aug 2019 A | 80,000,000 | 2018/10/09 | 2019/08/30 | 20.00 |
| 13003 | SG Issuer - Sinopec Corp European Warrants Apr 2019 B | 30,000,000 | 2018/10/09 | 2019/04/30 | 11.70 |
| 13007 | SG Issuer - PetroChina European Warrants May 2019 A | 30,000,000 | 2018/10/09 | 2019/05/31 | 13.20 |
| 12918 | UBS AG - AIA European Warrants Feb 2019 B | 100,000,000 | 2018/10/09 | 2019/02/25 | 33.80 |
| 12916 | UBS AG - AIA European Put Warrants Apr 2019 A | 100,000,000 | 2018/10/09 | 2019/04/08 | 28.60 |
| 12928 | UBS AG - CSOP A50 ETF European Warrants Nov 2019 A | 200,000,000 | 2018/10/09 | 2019/11/21 | 30.00 |
| 12926 | UBS AG - HSBC European Warrants Mar 2019 D | 100,000,000 | 2018/10/09 | 2019/03/19 | 16.60 |
| 12920 | UBS AG - HSBC European Put Warrants Jan 2019 C | 100,000,000 | 2018/10/09 | 2019/01/28 | 16.30 |
| 12900 | UBS AG - Ping An European Warrants Feb 2019 D | 100,000,000 | 2018/10/09 | 2019/02/25 | 44.10 |
| 12899 | UBS AG - Ping An European Put Warrants Mar 2019 E | 100,000,000 | 2018/10/09 | 2019/03/26 | 24.20 |
| 13020 | BOCI Asia Ltd. - AIA European Warrants Feb 2019 C | 60,000,000 | 2018/10/10 | 2019/02/25 | 21.42 |
| 13011 | BOCI Asia Ltd. - CC Bank European Warrants Feb 2019 C | 60,000,000 | 2018/10/10 | 2019/02/27 | 11.46 |
| 13009 | BOCI Asia Ltd. - CC Bank European Warrants Mar 2019 A | 60,000,000 | 2018/10/10 | 2019/03/26 | 19.68 |
| 13014 | BOCI Asia Ltd. - HKEX European Warrants Mar 2019 C | 150,000,000 | 2018/10/10 | 2019/03/26 | 22.80 |
| 13016 | BOCI Asia Ltd. - HSBC European Warrants Apr 2019 B | 80,000,000 | 2018/10/10 | 2019/04/08 | 12.08 |
| 13012 | BOCI Asia Ltd. - ICBC European Warrants Feb 2019 A | 60,000,000 | 2018/10/10 | 2019/02/26 | 14.52 |
| 13013 | BOCI Asia Ltd. - ICBC European Warrants May 2019 A | 60,000,000 | 2018/10/10 | 2019/05/28 | 12.54 |
| 13103 | BOCI Asia Ltd. - Tencent European Wts Mar 2019 D | 200,000,000 | 2018/10/10 | 2019/03/25 | 31.00 |
| 13102 | BOCI Asia Ltd. - Tencent European Wts May 2019 B | 200,000,000 | 2018/10/10 | 2019/05/31 | 30.80 |
| 13034 | BNP Paribas Issuance B.V. - Country Garden Eu Wt Jul 2019 C | 100,000,000 | 2018/10/10 | 2019/07/03 | 16.00 |
| 13057 | BNP Paribas Issuance B.V. - HSI European Wts Feb 2019 B | 80,000,000 | 2018/10/10 | 2019/02/27 | 12.00 |
| 13036 | BNP Paribas Issuance B.V. - HSI Euro Put Wts Mar 2019 B | 80,000,000 | 2018/10/10 | 2019/03/28 | 12.00 |
| 13051 | BNP Paribas Issuance B.V. - Lenovo European Wts Jul 2019 A | 40,000,000 | 2018/10/10 | 2019/07/03 | 17.60 |
| 13052 | BNP Paribas Issuance B.V. - SHK Ppt Euro Warrants Jul 2019 A | 30,000,000 | 2018/10/10 | 2019/07/03 | 17.40 |
| 13125 | Credit Suisse AG - HKEX European Warrants Mar 2019 C | 150,000,000 | 2018/10/10 | 2019/03/26 | 22.50 |
| 13127 | Credit Suisse AG - Xiaomi European Put Warrants Jun 2019 A | 80,000,000 | 2018/10/10 | 2019/06/28 | 20.00 |
| 13140 | Goldman Sachs SP (Asia) - AIA European Warrants Feb 2019 B | 80,000,000 | 2018/10/10 | 2019/02/18 | 12.00 |

主 板 認 股 權 證

| 股份 代號 | 衍生權證 | 上市時之 | | | 集資金額 到期日(百萬港元) |
|----------|---|-------------|------------|------------|-------------------|
| | | 發行單位 | 上市日期 | | |
| 13137 | Goldman Sachs SP (Asia) - Bank of China Euro Wts Mar 2019 C | 80,000,000 | 2018/10/10 | 2019/03/11 | 14.08 |
| 13138 | Goldman Sachs SP (Asia) - CC Bank European Wts Jan 2019 F | 80,000,000 | 2018/10/10 | 2019/01/24 | 16.16 |
| 13141 | Goldman Sachs SP (Asia) - China Cinda Euro Wts Feb 2019 A | 70,000,000 | 2018/10/10 | 2019/02/25 | 10.50 |
| 13139 | Goldman Sachs SP (Asia) - Lenovo European Wts Mar 2019 A | 60,000,000 | 2018/10/10 | 2019/03/11 | 18.30 |
| 13025 | HK Bank - HKEX European Warrants Apr 2019 A | 100,000,000 | 2018/10/10 | 2019/04/01 | 15.00 |
| 13021 | HK Bank - HSI European Put Warrants Feb 2019 I | 100,000,000 | 2018/10/10 | 2019/02/27 | 15.00 |
| 13022 | HK Bank - HSI European Put Warrants Mar 2019 F | 100,000,000 | 2018/10/10 | 2019/03/28 | 15.00 |
| 13027 | HK Bank - PICC Group European Warrants Jul 2019 A | 40,000,000 | 2018/10/10 | 2019/07/31 | 10.00 |
| 13029 | HK Bank - SHK Ppt European Warrants Apr 2019 A | 40,000,000 | 2018/10/10 | 2019/04/29 | 10.00 |
| 13023 | HK Bank - Sunny Optical European Warrants Jun 2019 A | 100,000,000 | 2018/10/10 | 2019/06/21 | 15.00 |
| 13124 | J P Morgan SP BV - AIA European Warrants Mar 2019 A | 100,000,000 | 2018/10/10 | 2019/03/29 | 18.40 |
| 13117 | J P Morgan SP BV - CSOP A50 ETF European Warrants Mar 2019 A | 80,000,000 | 2018/10/10 | 2019/03/29 | 22.24 |
| 13115 | J P Morgan SP BV - Baiyunshan Ph European Wts Feb 2019 A | 50,000,000 | 2018/10/10 | 2019/02/28 | 10.40 |
| 13116 | J P Morgan SP BV - Sh Pharma European Warrants May 2019 A | 60,000,000 | 2018/10/10 | 2019/05/31 | 15.00 |
| 13077 | Macquarie Bank Ltd. - CMS European Warrants Dec 2019 A | 33,000,000 | 2018/10/10 | 2019/12/17 | 10.03 |
| 13082 | Macquarie Bank Ltd. - CR Beer European Warrants May 2019 A | 24,000,000 | 2018/10/10 | 2019/05/02 | 10.10 |
| 13097 | Macquarie Bank Ltd. - China Shenhua European Wts Oct 2019 A | 39,500,000 | 2018/10/10 | 2019/10/02 | 10.03 |
| 13084 | Macquarie Bank Ltd. - A50 China European Put Wts Jun 2019 A | 21,000,000 | 2018/10/10 | 2019/06/04 | 10.08 |
| 13089 | Macquarie Bank Ltd. - Hang Seng Bank European Put Wts Dec 19A | 40,000,000 | 2018/10/10 | 2019/12/03 | 10.04 |
| 13081 | Macquarie Bank Ltd. - Li & Fung European Warrants May 2019 B | 40,000,000 | 2018/10/10 | 2019/05/02 | 10.08 |
| 13088 | Macquarie Bank Ltd. - Mengniu Dairy European Wts May 2019 A | 40,000,000 | 2018/10/10 | 2019/05/02 | 10.08 |
| 13064 | Macquarie Bank Ltd. - Tencent European Warrants Apr 2019 K | 30,000,000 | 2018/10/10 | 2019/04/25 | 10.35 |
| 13070 | Macquarie Bank Ltd. - Tencent European Put Wts Apr 2019 L | 40,000,000 | 2018/10/10 | 2019/04/25 | 10.00 |
| 13061 | Macquarie Bank Ltd. - Tencent European Put Wts May 2019 E | 6,000,000 | 2018/10/10 | 2019/05/02 | 10.04 |
| 13142 | SG Issuer - HSI European Warrants May 2019 A | 300,000,000 | 2018/10/10 | 2019/05/30 | 45.00 |
| 13143 | SG Issuer - Xiaomi European Warrants Apr 2019 C | 150,000,000 | 2018/10/10 | 2019/04/30 | 44.25 |
| 13104 | UBS AG - BBMG European Warrants Apr 2019 A | 25,000,000 | 2018/10/10 | 2019/04/09 | 10.90 |
| 13112 | UBS AG - Mapleleaf Edu European Warrants Jun 2020 A | 60,000,000 | 2018/10/10 | 2020/06/29 | 10.20 |
| 13111 | UBS AG - Lenovo European Put Warrants Apr 2019 A | 30,000,000 | 2018/10/10 | 2019/04/09 | 10.26 |
| 13114 | UBS AG - Want Want Ch European Warrants Mar 2019 A | 20,000,000 | 2018/10/10 | 2019/03/26 | 12.16 |
| 13110 | UBS AG - Wharf Reic European Warrants Apr 2019 A | 50,000,000 | 2018/10/10 | 2019/04/09 | 30.60 |
| 13239 | BOCI Asia Ltd. - CSPC Pharma European Warrants Mar 2019 B | 80,000,000 | 2018/10/11 | 2019/03/26 | 15.36 |
| 13236 | BOCI Asia Ltd. - HSI European Warrants Mar 2019 C | 200,000,000 | 2018/10/11 | 2019/03/28 | 38.40 |
| 13237 | BOCI Asia Ltd. - HSI European Put Warrants Mar 2019 D | 200,000,000 | 2018/10/11 | 2019/03/28 | 30.00 |
| 13250 | BOCI Asia Ltd. - Ping An European Put Warrants Mar 2019 C | 50,000,000 | 2018/10/11 | 2019/03/18 | 14.40 |
| 13240 | BOCI Asia Ltd. - Sino Biopharm European Warrants Sep 2019 A | 60,000,000 | 2018/10/11 | 2019/09/30 | 10.50 |
| 13267 | Credit Suisse AG - Country Garden Euro Put Wts Dec 2019 A | 50,000,000 | 2018/10/11 | 2019/12/31 | 12.50 |
| 13264 | Credit Suisse AG - China Cinda European Warrants Apr 2019 A | 60,000,000 | 2018/10/11 | 2019/04/30 | 15.00 |
| 13265 | Credit Suisse AG - Tencent European Wts May 2019 B | 250,000,000 | 2018/10/11 | 2019/05/31 | 37.50 |
| 13268 | Credit Suisse AG - Xiaomi European Warrants Apr 2019 A | 150,000,000 | 2018/10/11 | 2019/04/10 | 37.50 |
| 13306 | Goldman Sachs SP (Asia) - CC Bank European Wts Mar 2019 A | 80,000,000 | 2018/10/11 | 2019/03/11 | 36.16 |
| 13311 | Goldman Sachs SP (Asia) - HSI European Put Wts Mar 2019 D | 150,000,000 | 2018/10/11 | 2019/03/28 | 22.50 |
| 13307 | Goldman Sachs SP (Asia) - Tencent European Wt Mar 2019 I | 150,000,000 | 2018/10/11 | 2019/03/19 | 22.50 |
| 13308 | Goldman Sachs SP (Asia) - Tencent European Wt Mar 2019 J | 150,000,000 | 2018/10/11 | 2019/03/26 | 31.05 |

主板 認股權證

| 股份 代號 | 衍生權證 | 上市時之 | | | 集資金額 到期日(百萬港元) |
|----------|--|-------------|------------|------------|-------------------|
| | | 發行單位 | 上市日期 | | |
| 13310 | Goldman Sachs SP (Asia) - Xiaomi European Warrants Jan 2019B | 100,000,000 | 2018/10/11 | 2019/01/11 | 15.00 |
| 13263 | Haitong Int'l Sec - Agile Ppt European Warrants Jun 2019 A | 70,000,000 | 2018/10/11 | 2019/06/18 | 17.50 |
| 13260 | Haitong Int'l Sec - Conch Venture European Warrants Apr 19 A | 30,000,000 | 2018/10/11 | 2019/04/11 | 13.50 |
| 13259 | Haitong Int'l Sec - HSBC European Put Warrants Jan 2019 B | 65,000,000 | 2018/10/11 | 2019/01/28 | 10.40 |
| 13256 | J P Morgan SP BV - Conch Venture European Warrants Apr 2019A | 35,000,000 | 2018/10/11 | 2019/04/10 | 10.29 |
| 13255 | J P Morgan SP BV - HSI European Warrants Jun 2019 A | 300,000,000 | 2018/10/11 | 2019/06/27 | 45.90 |
| 13253 | J P Morgan SP BV - Lenovo European Put Warrants May 2019 A | 50,000,000 | 2018/10/11 | 2019/05/02 | 13.55 |
| 13251 | J P Morgan SP BV - Xiaomi European Put Warrants Feb 2019 E | 100,000,000 | 2018/10/11 | 2019/02/21 | 17.20 |
| 13252 | J P Morgan SP BV - ZA Online European Warrants Mar 2019 C | 44,000,000 | 2018/10/11 | 2019/03/29 | 10.08 |
| 13146 | Macquarie Bank Ltd. - AIA European Put Warrants May 2019 A | 40,000,000 | 2018/10/11 | 2019/05/02 | 10.16 |
| 13148 | Macquarie Bank Ltd. - China Life European Wts May 2019 A | 40,000,000 | 2018/10/11 | 2019/05/02 | 10.00 |
| 13144 | Macquarie Bank Ltd. - Ping An European Warrants Mar 2019 C | 30,000,000 | 2018/10/11 | 2019/03/04 | 10.14 |
| 13145 | Macquarie Bank Ltd. - Ping An European Warrants Oct 2019 A | 24,000,000 | 2018/10/11 | 2019/10/02 | 10.15 |
| 13202 | Macquarie Bank Ltd. - Tencent European Warrants May 2019 F | 10,000,000 | 2018/10/11 | 2019/05/02 | 49.52 |
| 13206 | Macquarie Bank Ltd. - WuXi Bio European Warrants Sep 2019 A | 36,400,000 | 2018/10/11 | 2019/09/17 | 10.01 |
| 13211 | Macquarie Bank Ltd. - Xiaomi European Put Warrants May 2019C | 6,000,000 | 2018/10/11 | 2019/05/02 | 10.28 |
| 13204 | Macquarie Bank Ltd. - CRRC Times European Warrants Jun 2019A | 15,000,000 | 2018/10/11 | 2019/06/18 | 10.01 |
| 13279 | SG Issuer - Bank of China European Warrants Mar 2019 B | 60,000,000 | 2018/10/11 | 2019/03/29 | 13.50 |
| 13280 | SG Issuer - BOCL European Put Warrants Apr 2019 A | 70,000,000 | 2018/10/11 | 2019/04/30 | 10.50 |
| 13284 | SG Issuer - BYD Company European Warrants Apr 2019 A | 15,000,000 | 2018/10/11 | 2019/04/30 | 10.05 |
| 13287 | SG Issuer - China Cinda European Warrants Apr 2019 A | 40,000,000 | 2018/10/11 | 2019/04/30 | 10.00 |
| 13293 | SG Issuer - CITIC Bank European Warrants Apr 2019 A | 25,000,000 | 2018/10/11 | 2019/04/30 | 10.00 |
| 13271 | SG Issuer - China Oilfield European Warrants Dec 2019 A | 100,000,000 | 2018/10/11 | 2019/12/12 | 19.50 |
| 13272 | SG Issuer - Lenovo European Warrants Mar 2019 A | 25,000,000 | 2018/10/11 | 2019/03/29 | 10.00 |
| 13273 | SG Issuer - Lenovo European Put Warrants Apr 2019 B | 25,000,000 | 2018/10/11 | 2019/04/30 | 10.00 |
| 13305 | SG Issuer - Meituan European Warrants Mar 2019 D | 40,000,000 | 2018/10/11 | 2019/03/12 | 42.80 |
| 13296 | SG Issuer - NCI European Warrants Apr 2019 A | 30,000,000 | 2018/10/11 | 2019/04/30 | 10.80 |
| 13303 | SG Issuer - SHK Ppt European Warrants Apr 2019 B | 20,000,000 | 2018/10/11 | 2019/04/30 | 10.40 |
| 13300 | SG Issuer - Shimao Ppt Eu Wt Apr 2019 A | 40,000,000 | 2018/10/11 | 2019/04/30 | 10.00 |
| 13301 | SG Issuer - SJM Holdings Eu Wt Apr 2019 A | 10,000,000 | 2018/10/11 | 2019/04/30 | 10.00 |
| 13304 | SG Issuer - Wynn Macau European Warrants Apr 2019 A | 40,000,000 | 2018/10/11 | 2019/04/30 | 10.00 |
| 13270 | SG Issuer - Xiaomi European Warrants Jun 2019 A | 150,000,000 | 2018/10/11 | 2019/06/28 | 37.50 |
| 13269 | SG Issuer - Xiaomi European Put Warrants Apr 2019 D | 13,000,000 | 2018/10/11 | 2019/04/30 | 10.40 |
| 13194 | UBS AG - AAC Tech European Put Warrants Apr 2020 A | 100,000,000 | 2018/10/11 | 2020/04/27 | 25.00 |
| 13179 | UBS AG - AIA European Put Warrants Jan 2019 B | 100,000,000 | 2018/10/11 | 2019/01/24 | 15.20 |
| 13182 | UBS AG - AIA European Put Warrants Mar 2019 D | 100,000,000 | 2018/10/11 | 2019/03/11 | 15.40 |
| 13229 | UBS AG - Minsheng Bank European Warrants Feb 2019 A | 33,000,000 | 2018/10/11 | 2019/02/25 | 10.23 |
| 13188 | UBS AG - CNOOC European Put Warrants Apr 2019 A | 25,000,000 | 2018/10/11 | 2019/04/10 | 10.80 |
| 13230 | UBS AG - CSPC Pharma European Warrants Mar 2019 A | 70,000,000 | 2018/10/11 | 2019/03/22 | 10.50 |
| 13234 | UBS AG - CSPC Pharma European Warrants Mar 2019 B | 70,000,000 | 2018/10/11 | 2019/03/12 | 11.55 |
| 13193 | UBS AG - Hang Seng Bank European Put Warrants Apr 2019 A | 15,000,000 | 2018/10/11 | 2019/04/10 | 11.82 |
| 13217 | UBS AG - HSI European Put Warrants Mar 2019 F | 300,000,000 | 2018/10/11 | 2019/03/28 | 45.00 |
| 13196 | UBS AG - PetroChina European Put Warrants Apr 2019 A | 40,000,000 | 2018/10/11 | 2019/04/10 | 14.08 |
| 13150 | UBS AG - Tencent European Warrants Feb 2019 H | 300,000,000 | 2018/10/11 | 2019/02/18 | 64.80 |

主 板 認 股 權 證

| 股份 代號 | 衍生權證 | 上市時之 | | | 集資金額 到期日(百萬港元) |
|----------|---|-------------|------------|------------|-------------------|
| | | 發行單位 | 上市日期 | | |
| 13154 | UBS AG - Tencent European Warrants Feb 2019 I | 300,000,000 | 2018/10/11 | 2019/02/15 | 46.50 |
| 13160 | UBS AG - Tencent European Warrants Feb 2019 J | 300,000,000 | 2018/10/11 | 2019/02/21 | 47.70 |
| 13155 | UBS AG - Tencent European Warrants Mar 2019 E | 300,000,000 | 2018/10/11 | 2019/03/22 | 54.60 |
| 13156 | UBS AG - Tencent European Warrants Mar 2019 F | 300,000,000 | 2018/10/11 | 2019/03/19 | 84.60 |
| 13161 | UBS AG - Tencent European Put Warrants Mar 2019 G | 300,000,000 | 2018/10/11 | 2019/03/22 | 47.40 |
| 13170 | UBS AG - Tencent European Put Warrants Mar 2019 H | 300,000,000 | 2018/10/11 | 2019/03/22 | 48.00 |
| 13171 | UBS AG - Tencent European Put Warrants Mar 2019 I | 30,000,000 | 2018/10/11 | 2019/03/22 | 18.93 |
| 13186 | UBS AG - Xiaomi European Put Warrants Feb 2019 F | 50,000,000 | 2018/10/11 | 2019/02/21 | 10.55 |
| 13212 | UBS AG - Xiaomi European Put Warrants Nov 2019 A | 50,000,000 | 2018/10/11 | 2019/11/25 | 12.50 |
| 13195 | UBS AG - ZA Onine European Warrants Apr 2019 B | 30,000,000 | 2018/10/11 | 2019/04/10 | 10.08 |
| 13352 | BOCI Asia Ltd. - AAC Tech European Warrants Oct 2019 A | 100,000,000 | 2018/10/12 | 2019/10/31 | 25.00 |
| 13351 | BOCI Asia Ltd. - Xiaomi European Warrants Jan 2019 C | 150,000,000 | 2018/10/12 | 2019/01/16 | 22.50 |
| 13425 | Credit Suisse AG - BYD Company European Warrants Apr 2019 B | 20,000,000 | 2018/10/12 | 2019/04/30 | 12.00 |
| 13424 | Credit Suisse AG - Conch Venture European Warrants Apr 2019 A | 30,000,000 | 2018/10/12 | 2019/04/11 | 11.25 |
| 13426 | Credit Suisse AG - Sinopec Corp European Warrants Feb 2019 A | 50,000,000 | 2018/10/12 | 2019/02/25 | 17.25 |
| 13421 | Credit Suisse AG - Wynn Macau European Warrants Apr 2019 A | 40,000,000 | 2018/10/12 | 2019/04/30 | 10.00 |
| 13422 | Credit Suisse AG - ZA Onine European Warrants Apr 2019 B | 35,000,000 | 2018/10/12 | 2019/04/11 | 11.55 |
| 13433 | Goldman Sachs SP (Asia) - Agricultural Bank Euro Wts Mar 19A | 80,000,000 | 2018/10/12 | 2019/03/11 | 15.20 |
| 13427 | Goldman Sachs SP (Asia) - CSOP A50 ETF Euro Wts Jan 2019 B | 80,000,000 | 2018/10/12 | 2019/01/30 | 20.32 |
| 13432 | Goldman Sachs SP (Asia) - Geely Auto European Wts Mar 2019 B | 80,000,000 | 2018/10/12 | 2019/03/22 | 13.28 |
| 13430 | Goldman Sachs SP (Asia) - Tencent European Wt Mar 2019 K | 150,000,000 | 2018/10/12 | 2019/03/22 | 22.80 |
| 13429 | Goldman Sachs SP (Asia) - Tencent European Put Wt Feb 2019 O | 50,000,000 | 2018/10/12 | 2019/02/21 | 36.80 |
| 13312 | Haitong Int'l Sec - China Gas Hold European Warrants Jun 19A | 30,000,000 | 2018/10/12 | 2019/06/28 | 10.50 |
| 13327 | Haitong Int'l Sec - HKEX European Put Warrants Mar 2019 D | 40,000,000 | 2018/10/12 | 2019/03/29 | 18.00 |
| 13324 | Haitong Int'l Sec - HKEX European Put Warrants Dec 2019 A | 100,000,000 | 2018/10/12 | 2019/12/23 | 25.00 |
| 13320 | Haitong Int'l Sec - Tencent European Warrants Jan 2019 H | 150,000,000 | 2018/10/12 | 2019/01/28 | 42.00 |
| 13322 | Haitong Int'l Sec - Tencent European Put Warrants Feb 2019 L | 15,000,000 | 2018/10/12 | 2019/02/21 | 13.50 |
| 13321 | Haitong Int'l Sec - Tencent European Put Warrants Mar 2019 I | 150,000,000 | 2018/10/12 | 2019/03/26 | 22.50 |
| 13328 | Haitong Int'l Sec - Wynn Macau European Warrants Feb 2019 B | 70,000,000 | 2018/10/12 | 2019/02/21 | 10.50 |
| 13323 | Haitong Int'l Sec - Wynn Macau European Warrants Apr 2019 A | 60,000,000 | 2018/10/12 | 2019/04/11 | 15.00 |
| 13398 | J P Morgan SP BV - China Mobile European Wts Apr 2019 A | 100,000,000 | 2018/10/12 | 2019/04/11 | 25.40 |
| 13391 | J P Morgan SP BV - Sunny Optical European Put Wts Dec 2019 A | 100,000,000 | 2018/10/12 | 2019/12/16 | 21.00 |
| 13381 | J P Morgan SP BV - Tencent European Warrants Feb 2019 I | 250,000,000 | 2018/10/12 | 2019/02/15 | 38.50 |
| 13384 | J P Morgan SP BV - Xiaomi European Warrants Jan 2019 I | 100,000,000 | 2018/10/12 | 2019/01/11 | 15.90 |
| 13400 | J P Morgan SP BV - Xiaomi European Put Warrants Sep 2019 A | 100,000,000 | 2018/10/12 | 2019/09/03 | 25.20 |
| 13407 | SG Issuer - AAC Tech European Warrants Jun 2019 A | 80,000,000 | 2018/10/12 | 2019/06/28 | 12.80 |
| 13410 | SG Issuer - China Mobile European Warrants Apr 2019 A | 60,000,000 | 2018/10/12 | 2019/04/30 | 16.20 |
| 13409 | SG Issuer - China Mobile European Put Warrants Mar 2019 A | 60,000,000 | 2018/10/12 | 2019/03/29 | 10.50 |
| 13411 | SG Issuer - China Taiping European Warrants May 2019 A | 25,000,000 | 2018/10/12 | 2019/05/31 | 11.13 |
| 13403 | SG Issuer - HSI European Warrants Jul 2019 A | 300,000,000 | 2018/10/12 | 2019/07/30 | 75.00 |
| 13416 | SG Issuer - HSI European Put Warrants Mar 2019 H | 300,000,000 | 2018/10/12 | 2019/03/28 | 45.00 |
| 13414 | SG Issuer - Sunny Optical European Warrants Jul 2019 A | 80,000,000 | 2018/10/12 | 2019/07/31 | 20.00 |
| 13405 | SG Issuer - Xiaomi European Warrants Jan 2019 G | 150,000,000 | 2018/10/12 | 2019/01/11 | 33.00 |
| 13375 | UBS AG - CC Bank European Warrants Feb 2019 B | 70,000,000 | 2018/10/12 | 2019/02/27 | 10.64 |

主 板 認 股 權 證

| 股份 代號 | 衍生權證 | 上市時之 | | | 集資金額 到期日(百萬港元) |
|----------|--|-------------|------------|------------|-------------------|
| | | 發行單位 | 上市日期 | | |
| 13354 | UBS AG - CC Bank European Warrants Mar 2019 B | 70,000,000 | 2018/10/12 | 2019/03/26 | 13.72 |
| 13374 | UBS AG - China Mobile European Warrants Feb 2019 B | 100,000,000 | 2018/10/12 | 2019/02/25 | 21.60 |
| 13362 | UBS AG - China Mobile European Put Warrants Mar 2019 A | 70,000,000 | 2018/10/12 | 2019/03/12 | 14.56 |
| 13355 | UBS AG - CNOOC European Put Warrants Sep 2019 C | 70,000,000 | 2018/10/12 | 2019/09/23 | 10.99 |
| 13360 | UBS AG - CNOOC European Put Warrants Dec 2019 C | 70,000,000 | 2018/10/12 | 2019/12/20 | 10.50 |
| 13369 | UBS AG - China Res Beer European Warrants Apr 2019 A | 30,000,000 | 2018/10/12 | 2019/04/15 | 11.10 |
| 13367 | UBS AG - Hua Hong Semi European Warrants Apr 2019 A | 30,000,000 | 2018/10/12 | 2019/04/15 | 10.41 |
| 13373 | UBS AG - Link REIT European Warrants Jan 2019 B | 70,000,000 | 2018/10/12 | 2019/01/24 | 11.13 |
| 13370 | UBS AG - NCI European Warrants Apr 2019 A | 40,000,000 | 2018/10/12 | 2019/04/15 | 11.96 |
| 13333 | Bank Vontobel - CC Bank European Warrants Mar 2019 D | 40,000,000 | 2018/10/12 | 2019/03/26 | 10.40 |
| 13337 | Bank Vontobel - CC Bank European Warrants Jun 2019 A | 40,000,000 | 2018/10/12 | 2019/06/04 | 10.00 |
| 13346 | Bank Vontobel - CKH Holdings European Warrants May 2019 A | 20,000,000 | 2018/10/12 | 2019/05/14 | 12.00 |
| 13344 | Bank Vontobel - China Mobile European Warrants May 2019 A | 30,000,000 | 2018/10/12 | 2019/05/03 | 11.70 |
| 13341 | Bank Vontobel - Galaxy Ent European Warrants Mar 2019 C | 40,000,000 | 2018/10/12 | 2019/03/11 | 14.80 |
| 13332 | Bank Vontobel - HKEX European Warrants Jun 2019 A | 70,000,000 | 2018/10/12 | 2019/06/24 | 11.20 |
| 13343 | Bank Vontobel - HSBC European Warrants Jun 2019 A | 70,000,000 | 2018/10/12 | 2019/06/25 | 10.50 |
| 13330 | Bank Vontobel - Ping An European Warrants Mar 2019 B | 40,000,000 | 2018/10/12 | 2019/03/22 | 10.20 |
| 13347 | Bank Vontobel - Tencent European Warrants Jul 2019 B | 100,000,000 | 2018/10/12 | 2019/07/03 | 27.00 |
| 13377 | Bank Vontobel - Xiaomi European Warrants Jun 2019 A | 40,000,000 | 2018/10/12 | 2019/06/10 | 10.00 |
| 13444 | BOCI Asia Ltd. - CKH Holdings European Warrants Apr 2019 A | 50,000,000 | 2018/10/15 | 2019/04/17 | 12.60 |
| 13461 | BNP Paribas Issuance B.V. - Tencent European Wts May 2019 C | 80,000,000 | 2018/10/15 | 2019/05/02 | 24.00 |
| 13462 | BNP Paribas Issuance B.V. - Tencent European Wts Oct 2019 B | 80,000,000 | 2018/10/15 | 2019/10/03 | 20.00 |
| 13509 | Credit Suisse AG - CKH Holdings European Warrants Feb 2019 B | 50,000,000 | 2018/10/15 | 2019/02/25 | 16.00 |
| 13504 | Credit Suisse AG - Sunny Optical European Warrants Dec 2019B | 100,000,000 | 2018/10/15 | 2019/12/31 | 25.00 |
| 13505 | Credit Suisse AG - Tencent Euro Put Wts Mar 2019 M | 120,000,000 | 2018/10/15 | 2019/03/29 | 18.00 |
| 13486 | Goldman Sachs SP (Asia) - CM Bank European Wts Feb 2019 A | 70,000,000 | 2018/10/15 | 2019/02/25 | 10.50 |
| 13490 | Goldman Sachs SP (Asia) - CPIC European Warrants Feb 2019 A | 60,000,000 | 2018/10/15 | 2019/02/28 | 10.02 |
| 13492 | Goldman Sachs SP (Asia) - HSI European Put Wts Mar 2019 E | 150,000,000 | 2018/10/15 | 2019/03/28 | 22.50 |
| 13491 | Goldman Sachs SP (Asia) - Tencent European Wt Mar 2019 L | 150,000,000 | 2018/10/15 | 2019/03/19 | 35.25 |
| 13457 | Haitong Int'l Sec - Bank of China European Warrants Mar 19 A | 70,000,000 | 2018/10/15 | 2019/03/11 | 11.20 |
| 13458 | Haitong Int'l Sec - HS Bank European Put Warrants Apr 2019 B | 15,000,000 | 2018/10/15 | 2019/04/30 | 11.10 |
| 13434 | Haitong Int'l Sec - HSI European Put Warrants Mar 2019 G | 150,000,000 | 2018/10/15 | 2019/03/28 | 22.50 |
| 13436 | Haitong Int'l Sec - HSI European Put Warrants Mar 2019 H | 150,000,000 | 2018/10/15 | 2019/03/28 | 24.00 |
| 13445 | Haitong Int'l Sec - Sunny Optical European Wts Apr 2019 D | 10,000,000 | 2018/10/15 | 2019/04/30 | 13.50 |
| 13446 | Haitong Int'l Sec - Sunny Optical European Put Wts May 2019A | 10,000,000 | 2018/10/15 | 2019/05/30 | 11.00 |
| 13453 | Haitong Int'l Sec - Tencent European Warrants Mar 2019 J | 150,000,000 | 2018/10/15 | 2019/03/26 | 33.00 |
| 13455 | Haitong Int'l Sec - Tencent European Warrants Mar 2019 K | 150,000,000 | 2018/10/15 | 2019/03/28 | 46.50 |
| 13456 | Haitong Int'l Sec - Tencent European Warrants Mar 2019 L | 150,000,000 | 2018/10/15 | 2019/03/28 | 22.50 |
| 13481 | J P Morgan SP BV - CAM CSI300 European Warrants May 2019 A | 100,000,000 | 2018/10/15 | 2019/05/02 | 25.00 |
| 13482 | J P Morgan SP BV - China Life European Warrants Nov 2019 A | 100,000,000 | 2018/10/15 | 2019/11/22 | 15.10 |
| 13480 | J P Morgan SP BV - Sinopec Corp Eu Put Wt May 2019 A | 100,000,000 | 2018/10/15 | 2019/05/02 | 27.40 |
| 13473 | J P Morgan SP BV - HKEX European Put Wts Mar 2019 D | 40,000,000 | 2018/10/15 | 2019/03/22 | 10.60 |
| 13483 | J P Morgan SP BV - HSCEI European Wts Jul 2019 C | 200,000,000 | 2018/10/15 | 2019/07/30 | 31.80 |
| 13485 | J P Morgan SP BV - HSI European Warrants Mar 2019 G | 300,000,000 | 2018/10/15 | 2019/03/28 | 45.90 |

主 板 認 股 權 證

| 股份 代號 | 衍生權證 | 上市時之 | | | 集資金額 到期日(百萬港元) |
|----------|--|-------------|------------|------------|-------------------|
| | | 發行單位 | 上市日期 | | |
| 13469 | J P Morgan SP BV - HSI European Warrants May 2019 B | 300,000,000 | 2018/10/15 | 2019/05/30 | 75.00 |
| 13471 | J P Morgan SP BV - MGM China European Warrants Jun 2019 B | 70,000,000 | 2018/10/15 | 2019/06/28 | 17.50 |
| 13470 | J P Morgan SP BV - Wynn Macau European Warrants Apr 2019 A | 60,000,000 | 2018/10/15 | 2019/04/30 | 15.30 |
| 13442 | Macquarie Bank Ltd. - Sunny Optical European Wts May 2019 B | 8,000,000 | 2018/10/15 | 2019/05/02 | 10.25 |
| 13440 | Macquarie Bank Ltd. - Tencent European Warrants May 2019 G | 40,000,000 | 2018/10/15 | 2019/05/28 | 10.00 |
| 13441 | Macquarie Bank Ltd. - Zhongsheng Hold European Wts Nov 2019A | 25,200,000 | 2018/10/15 | 2019/11/18 | 10.03 |
| 13495 | SG Issuer - CHALCO European Warrants Apr 2019 A | 22,000,000 | 2018/10/15 | 2019/04/30 | 10.01 |
| 13496 | SG Issuer - BBMG European Warrants Apr 2019 A | 30,000,000 | 2018/10/15 | 2019/04/30 | 10.80 |
| 13497 | SG Issuer - CC Bank European Warrants Apr 2019 A | 60,000,000 | 2018/10/15 | 2019/04/30 | 18.00 |
| 13493 | SG Issuer - Country Garden European Warrants Jun 2019 B | 70,000,000 | 2018/10/15 | 2019/06/28 | 11.55 |
| 13501 | SG Issuer - CRCC European Warrants Apr 2019 A | 12,000,000 | 2018/10/15 | 2019/04/30 | 10.92 |
| 13502 | SG Issuer - Chinares Cement European Warrants Apr 2019 A | 10,000,000 | 2018/10/15 | 2019/04/30 | 13.00 |
| 13503 | SG Issuer - HSI European Warrants Mar 2019 I | 300,000,000 | 2018/10/15 | 2019/03/28 | 48.00 |
| 13466 | UBS AG - China Life European Warrants Aug 2019 A | 200,000,000 | 2018/10/15 | 2019/08/27 | 30.00 |
| 13467 | UBS AG - HSI European Warrants Mar 2019 G | 300,000,000 | 2018/10/15 | 2019/03/28 | 45.60 |
| 13533 | BOCI Asia Ltd. - HSI European Warrants Feb 2019 F | 200,000,000 | 2018/10/16 | 2019/02/27 | 30.40 |
| 13537 | BOCI Asia Ltd. - HSI European Warrants Feb 2019 G | 200,000,000 | 2018/10/16 | 2019/02/27 | 31.00 |
| 13539 | BOCI Asia Ltd. - Tencent European Wts Feb 2019 H | 200,000,000 | 2018/10/16 | 2019/02/18 | 31.00 |
| 13542 | BOCI Asia Ltd. - Tencent European Put Wts Mar 2019 E | 20,000,000 | 2018/10/16 | 2019/03/29 | 16.94 |
| 13584 | Credit Suisse AG - BBMG European Warrants Apr 2019 A | 30,000,000 | 2018/10/16 | 2019/04/15 | 10.50 |
| 13576 | Credit Suisse AG - Bank of China European Wts Mar 2019 A | 60,000,000 | 2018/10/16 | 2019/03/11 | 10.02 |
| 13578 | Credit Suisse AG - China Life European Warrants Nov 2019 A | 80,000,000 | 2018/10/16 | 2019/11/22 | 12.00 |
| 13580 | Credit Suisse AG - CPIC European Warrants Feb 2019 A | 50,000,000 | 2018/10/16 | 2019/02/28 | 10.00 |
| 13583 | Credit Suisse AG - CRCC European Warrants Mar 2019 B | 25,000,000 | 2018/10/16 | 2019/03/29 | 16.00 |
| 13570 | Credit Suisse AG - Tencent European Wts Feb 2019 M | 250,000,000 | 2018/10/16 | 2019/02/18 | 37.50 |
| 13575 | Credit Suisse AG - Tencent European Wts Mar 2019 N | 250,000,000 | 2018/10/16 | 2019/03/29 | 62.50 |
| 13586 | Credit Suisse AG - Tencent Euro Put Wts Jun 2019 A | 120,000,000 | 2018/10/16 | 2019/06/28 | 30.00 |
| 13611 | Goldman Sachs SP (Asia) - AIA European Warrants Feb 2019 C | 80,000,000 | 2018/10/16 | 2019/02/25 | 12.00 |
| 13602 | Goldman Sachs SP (Asia) - HKEX European Warrants Mar 2019 G | 150,000,000 | 2018/10/16 | 2019/03/22 | 30.00 |
| 13606 | Goldman Sachs SP (Asia) - Ping An European Wts Jan 2019 J | 100,000,000 | 2018/10/16 | 2019/01/28 | 39.00 |
| 13603 | Goldman Sachs SP (Asia) - Tencent European Wt Mar 2019 M | 150,000,000 | 2018/10/16 | 2019/03/22 | 42.90 |
| 13604 | Goldman Sachs SP (Asia) - Tencent European Wt Mar 2019 N | 150,000,000 | 2018/10/16 | 2019/03/22 | 44.55 |
| 13605 | Goldman Sachs SP (Asia) - Tencent European Put Wt May 2019 A | 100,000,000 | 2018/10/16 | 2019/05/24 | 17.10 |
| 13591 | Haitong Int'l Sec - Tencent European Put Warrants Mar 2019 M | 15,000,000 | 2018/10/16 | 2019/03/25 | 17.40 |
| 13593 | Haitong Int'l Sec - Tencent European Put Warrants Apr 2019 A | 15,000,000 | 2018/10/16 | 2019/04/16 | 11.25 |
| 13568 | J P Morgan SP BV - Guangdong Inv European Warrants Jul 19 A | 50,000,000 | 2018/10/16 | 2019/07/30 | 12.65 |
| 13558 | J P Morgan SP BV - Geely Auto European Put Warrants Jun 19 A | 100,000,000 | 2018/10/16 | 2019/06/21 | 17.30 |
| 13559 | J P Morgan SP BV - HKEX European Warrants Jun 2019 D | 200,000,000 | 2018/10/16 | 2019/06/21 | 30.20 |
| 13560 | J P Morgan SP BV - Tencent European Warrants Apr 2019 B | 250,000,000 | 2018/10/16 | 2019/04/01 | 38.25 |
| 13563 | J P Morgan SP BV - Tencent European Put Warrants Mar 2019 H | 30,000,000 | 2018/10/16 | 2019/03/22 | 20.76 |
| 13524 | Macquarie Bank Ltd. - Conch Cement European Wts Jun 2019 A | 20,000,000 | 2018/10/16 | 2019/06/04 | 10.26 |
| 13530 | Macquarie Bank Ltd. - Anta Sports European Wts Nov 2019 A | 19,000,000 | 2018/10/16 | 2019/11/15 | 10.09 |
| 13512 | Macquarie Bank Ltd. - Country Garden European Wts Apr 2020 A | 40,000,000 | 2018/10/16 | 2020/04/02 | 10.00 |
| 13522 | Macquarie Bank Ltd. - China Mobile European Wts Oct 2019 A | 39,000,000 | 2018/10/16 | 2019/10/02 | 10.06 |

主 板 認 股 權 證

| 股份 代號 | 衍生權證 | 上市時之 | | | 集資金額 到期日(百萬港元) |
|----------|---|-------------|------------|------------|-------------------|
| | | 發行單位 | 上市日期 | | |
| 13523 | Macquarie Bank Ltd. - Galaxy Ent European Wts Jun 2019 A | 20,000,000 | 2018/10/16 | 2019/06/04 | 10.02 |
| 13528 | Macquarie Bank Ltd. - HKEX European Warrants Oct 2019 A | 40,000,000 | 2018/10/16 | 2019/10/02 | 10.12 |
| 13519 | Macquarie Bank Ltd. - HSBC European Warrants Jun 2019 A | 26,000,000 | 2018/10/16 | 2019/06/04 | 10.04 |
| 13517 | Macquarie Bank Ltd. - HSBC European Warrants Sep 2019 A | 33,000,000 | 2018/10/16 | 2019/09/03 | 10.16 |
| 13527 | Macquarie Bank Ltd. - ICBC European Warrants May 2019 A | 26,000,000 | 2018/10/16 | 2019/05/02 | 10.01 |
| 13513 | Macquarie Bank Ltd. - Lenovo European Warrants May 2019 A | 20,000,000 | 2018/10/16 | 2019/05/03 | 10.00 |
| 13525 | Macquarie Bank Ltd. - PetroChina European Wts May 2019 A | 35,000,000 | 2018/10/16 | 2019/05/02 | 10.12 |
| 13510 | Macquarie Bank Ltd. - Tencent European Put Wts May 2019 H | 11,000,000 | 2018/10/16 | 2019/05/02 | 10.08 |
| 13531 | Macquarie Bank Ltd. - Xiaomi European Warrants May 2019 D | 40,000,000 | 2018/10/16 | 2019/05/02 | 10.00 |
| 13543 | UBS AG - Anta Sports European Warrants Apr 2019 A | 30,000,000 | 2018/10/16 | 2019/04/30 | 10.50 |
| 13556 | UBS AG - Country Garden European Warrants Jun 2019 A | 70,000,000 | 2018/10/16 | 2019/06/21 | 10.50 |
| 13548 | UBS AG - Chi Res Land European Warrants Mar 2019 A | 60,000,000 | 2018/10/16 | 2019/03/04 | 10.38 |
| 13547 | UBS AG - SJM Holdings European Warrants Jan 2021 A | 60,000,000 | 2018/10/16 | 2021/01/11 | 11.28 |
| 13550 | UBS AG - SUNAC European Warrants Apr 2019 A | 40,000,000 | 2018/10/16 | 2019/04/30 | 12.92 |
| 26126 # | SG Issuer - HSI European Warrants Jan 2019 H | 250,000,000 | 2018/10/16 | 2019/01/30 | 10.25 |
| 13675 | BOCI Asia Ltd. - China Mobile European Warrants Apr 2019 A | 80,000,000 | 2018/10/18 | 2019/04/23 | 20.80 |
| 13632 | BOCI Asia Ltd. - HSCEI European Warrants Mar 2019 C | 100,000,000 | 2018/10/18 | 2019/03/28 | 17.20 |
| 13637 | BNP Paribas Issuance B.V. - Tencent European Wts Jul 2019 I | 80,000,000 | 2018/10/18 | 2019/07/03 | 26.40 |
| 13636 | BNP Paribas Issuance B.V. - Tencent Eu Put Wt Jan 2020 A | 80,000,000 | 2018/10/18 | 2020/01/03 | 20.00 |
| 13760 | Credit Suisse AG - China Mobile European Put Wts Apr 2019 A | 70,000,000 | 2018/10/18 | 2019/04/17 | 22.40 |
| 13755 | Credit Suisse AG - Galaxy Ent European Warrants Apr 2019 A | 50,000,000 | 2018/10/18 | 2019/04/17 | 27.50 |
| 13762 | Credit Suisse AG - Tencent Euro Put Wts Mar 2019 O | 30,000,000 | 2018/10/18 | 2019/03/29 | 26.40 |
| 13766 | Credit Suisse AG - Tencent Euro Put Wts Apr 2019 C | 120,000,000 | 2018/10/18 | 2019/04/17 | 30.00 |
| 13774 | Goldman Sachs SP (Asia) - CC Bank European Wts Mar 2019 B | 80,000,000 | 2018/10/18 | 2019/03/26 | 14.64 |
| 13769 | Goldman Sachs SP (Asia) - HSBC European Warrants Apr 2019 A | 80,000,000 | 2018/10/18 | 2019/04/08 | 12.00 |
| 13777 | Goldman Sachs SP (Asia) - Ping An European Wts Feb 2019 D | 100,000,000 | 2018/10/18 | 2019/02/21 | 33.50 |
| 13773 | Goldman Sachs SP (Asia) - Tencent European Put Wt Mar 2019 O | 50,000,000 | 2018/10/18 | 2019/03/22 | 42.35 |
| 13668 | HK Bank - CC Bank European Warrants Jul 2019 B | 40,000,000 | 2018/10/18 | 2019/07/31 | 12.80 |
| 13672 | HK Bank - Galaxy Ent European Warrants Apr 2019 A | 40,000,000 | 2018/10/18 | 2019/04/30 | 10.00 |
| 13665 | HK Bank - HSI European Warrants Mar 2019 G | 150,000,000 | 2018/10/18 | 2019/03/28 | 24.00 |
| 13666 | HK Bank - HSI European Warrants Mar 2019 H | 150,000,000 | 2018/10/18 | 2019/03/28 | 24.00 |
| 13664 | HK Bank - HSI European Warrants Apr 2019 D | 150,000,000 | 2018/10/18 | 2019/04/29 | 37.50 |
| 13667 | HK Bank - HSI European Warrants Jun 2019 A | 150,000,000 | 2018/10/18 | 2019/06/27 | 22.50 |
| 13658 | HK Bank - HSI European Put Warrants May 2019 A | 150,000,000 | 2018/10/18 | 2019/05/30 | 37.50 |
| 13669 | HK Bank - ICBC European Warrants Jul 2019 B | 40,000,000 | 2018/10/18 | 2019/07/31 | 11.20 |
| 13657 | HK Bank - Tencent European Put Warrants May 2019 A | 100,000,000 | 2018/10/18 | 2019/05/02 | 25.00 |
| 13624 | Haitong Int'l Sec - BBMG European Warrants Apr 2019 A | 40,000,000 | 2018/10/18 | 2019/04/02 | 12.00 |
| 13677 | Haitong Int'l Sec - China Mobile European Wts Feb 2019 B | 60,000,000 | 2018/10/18 | 2019/02/25 | 23.40 |
| 13678 | Haitong Int'l Sec - China Mobile European Wts Apr 2019 C | 60,000,000 | 2018/10/18 | 2019/04/24 | 25.20 |
| 13679 | Haitong Int'l Sec - China Mobile European Put Wts Apr 2019 D | 60,000,000 | 2018/10/18 | 2019/04/17 | 20.40 |
| 13626 | Haitong Int'l Sec - COSCO Ship Port European Wts Apr 2021 A | 60,000,000 | 2018/10/18 | 2021/04/23 | 18.60 |
| 13683 | Haitong Int'l Sec - China Unicom European Warrants Jan 2019 A | 45,000,000 | 2018/10/18 | 2019/01/31 | 10.80 |
| 13621 | Haitong Int'l Sec - Geely Auto European Warrants Mar 2019 A | 70,000,000 | 2018/10/18 | 2019/03/19 | 14.70 |
| 13623 | Haitong Int'l Sec - Geely Auto European Put Wts Jun 2019 B | 70,000,000 | 2018/10/18 | 2019/06/21 | 14.70 |

主 板 認 股 權 證

| 股份 代號 | 衍生權證 | 上市時之 | | | 集資金額 到期日(百萬港元) |
|----------|--|-------------|------------|------------|-------------------|
| | | 發行單位 | 上市日期 | | |
| 13684 | Haitong Int'l Sec - Galaxy Ent European Put Wts May 2019 B | 40,000,000 | 2018/10/18 | 2019/05/03 | 10.00 |
| 13625 | Haitong Int'l Sec - Kingsoft European Warrants May 2019 A | 60,000,000 | 2018/10/18 | 2019/05/30 | 15.00 |
| 13615 | Haitong Int'l Sec - Maanshan Iron European Wts Apr 2019 A | 30,000,000 | 2018/10/18 | 2019/04/17 | 18.60 |
| 13690 | Haitong Int'l Sec - Tencent European Warrants Mar 2019 N | 150,000,000 | 2018/10/18 | 2019/03/22 | 43.50 |
| 13685 | Haitong Int'l Sec - Tencent European Put Warrants Apr 2019 B | 15,000,000 | 2018/10/18 | 2019/04/18 | 12.75 |
| 13699 | Haitong Int'l Sec - Tencent European Put Warrants Apr 2019 C | 15,000,000 | 2018/10/18 | 2019/04/18 | 10.05 |
| 13704 | J P Morgan SP BV - China Mobile European Put Wts May 2019 A | 100,000,000 | 2018/10/18 | 2019/05/02 | 31.00 |
| 13701 | J P Morgan SP BV - China Shenhua European Wts Sep 2019 A | 100,000,000 | 2018/10/18 | 2019/09/02 | 25.10 |
| 13700 | J P Morgan SP BV - Tencent European Warrants Mar 2019 I | 250,000,000 | 2018/10/18 | 2019/03/01 | 38.00 |
| 13702 | J P Morgan SP BV - Yanzhou Coal European Warrants May 2019 A | 100,000,000 | 2018/10/18 | 2019/05/10 | 15.10 |
| 13653 | Macquarie Bank Ltd. - AAC Tech European Wts Sep 2020 A | 40,000,000 | 2018/10/18 | 2020/09/30 | 10.00 |
| 13650 | Macquarie Bank Ltd. - CNBM European Warrants Jul 2021 A | 40,000,000 | 2018/10/18 | 2021/07/05 | 10.00 |
| 13656 | Macquarie Bank Ltd. - Tencent European Warrants May 2019 I | 40,000,000 | 2018/10/18 | 2019/05/28 | 13.32 |
| 13645 | Macquarie Bank Ltd. - China Vanke European Wts May 2019 A | 27,000,000 | 2018/10/18 | 2019/05/02 | 10.23 |
| 13649 | Macquarie Bank Ltd. - Yuexiu Property Euro Wts Dec 2019 A | 31,000,000 | 2018/10/18 | 2019/12/06 | 10.01 |
| 13781 | SG Issuer - China Mobile European Warrants Apr 2019 B | 60,000,000 | 2018/10/18 | 2019/04/30 | 15.00 |
| 13789 | SG Issuer - Geely Auto European Warrants Apr 2019 A | 80,000,000 | 2018/10/18 | 2019/04/30 | 20.00 |
| 13792 | SG Issuer - Geely Auto European Put Warrants Apr 2019 B | 16,000,000 | 2018/10/18 | 2019/04/30 | 10.08 |
| 13800 | SG Issuer - Henderson Land European Warrants Apr 2019 A | 40,000,000 | 2018/10/18 | 2019/04/30 | 10.00 |
| 13801 | SG Issuer - SHKP European Put Warrants Apr 2019 C | 30,000,000 | 2018/10/18 | 2019/04/30 | 10.05 |
| 13793 | SG Issuer - Tencent European Warrants Mar 2019 I | 200,000,000 | 2018/10/18 | 2019/03/29 | 56.00 |
| 13795 | SG Issuer - Tencent European Warrants Mar 2019 J | 200,000,000 | 2018/10/18 | 2019/03/29 | 30.00 |
| 13796 | SG Issuer - Tencent European Put Warrants Apr 2019 D | 20,000,000 | 2018/10/18 | 2019/04/30 | 10.20 |
| 13746 | UBS AG - China Mobile European Warrants Jan 2019 C | 100,000,000 | 2018/10/18 | 2019/01/21 | 15.00 |
| 13743 | UBS AG - China Mobile European Warrants Apr 2019 A | 100,000,000 | 2018/10/18 | 2019/04/17 | 34.00 |
| 13748 | UBS AG - China Mobile European Put Warrants Apr 2019 B | 100,000,000 | 2018/10/18 | 2019/04/17 | 43.30 |
| 13753 | UBS AG - China Shenhua European Warrants Apr 2019 A | 70,000,000 | 2018/10/18 | 2019/04/25 | 14.70 |
| 13737 | UBS AG - HKEX European Warrants Mar 2019 D | 300,000,000 | 2018/10/18 | 2019/03/22 | 46.20 |
| 13738 | UBS AG - HKEX European Warrants Jun 2019 D | 300,000,000 | 2018/10/18 | 2019/06/21 | 45.00 |
| 13740 | UBS AG - HKEX European Put Warrants Mar 2019 E | 300,000,000 | 2018/10/18 | 2019/03/22 | 123.60 |
| 13742 | UBS AG - HSBC European Put Warrants Mar 2019 E | 100,000,000 | 2018/10/18 | 2019/03/25 | 34.20 |
| 13705 | UBS AG - Tencent European Warrants Mar 2019 J | 300,000,000 | 2018/10/18 | 2019/03/11 | 75.30 |
| 13723 | UBS AG - Tencent European Warrants Mar 2019 K | 300,000,000 | 2018/10/18 | 2019/03/26 | 47.40 |
| 13724 | UBS AG - Tencent European Warrants Mar 2019 L | 300,000,000 | 2018/10/18 | 2019/03/26 | 112.80 |
| 13708 | UBS AG - Tencent European Put Warrants Apr 2019 B | 300,000,000 | 2018/10/18 | 2019/04/17 | 266.40 |
| 13715 | UBS AG - Tencent European Put Warrants Jun 2019 A | 300,000,000 | 2018/10/18 | 2019/06/10 | 75.00 |
| 13613 | Bank Vontobel - HKEX European Put Warrants Jul 2019 B | 100,000,000 | 2018/10/18 | 2019/07/03 | 25.00 |
| 13825 | BOCI Asia Ltd. - AIA European Warrants Jan 2019 A | 60,000,000 | 2018/10/19 | 2019/01/30 | 20.70 |
| 13827 | BOCI Asia Ltd. - CC Bank European Warrants Mar 2019 B | 80,000,000 | 2018/10/19 | 2019/03/11 | 34.32 |
| 13828 | BOCI Asia Ltd. - CC Bank European Warrants Apr 2019 A | 80,000,000 | 2018/10/19 | 2019/04/23 | 54.88 |
| 13888 | BOCI Asia Ltd. - China Life European Warrants Nov 2019 A | 100,000,000 | 2018/10/19 | 2019/11/22 | 15.10 |
| 13892 | BOCI Asia Ltd. - Sinopec Corp European Warrants Apr 2019 A | 50,000,000 | 2018/10/19 | 2019/04/23 | 21.50 |
| 13831 | BOCI Asia Ltd. - Geely Auto European Warrants Apr 2019 A | 100,000,000 | 2018/10/19 | 2019/04/23 | 25.20 |
| 13830 | BOCI Asia Ltd. - Galaxy Ent European Warrants Apr 2019 B | 80,000,000 | 2018/10/19 | 2019/04/23 | 36.88 |

主 板 認 股 權 證

| 股份 代號 | 衍生權證 | 上市時之 | | 集資金額 到期日(百萬港元) | |
|----------|--|-------------|------------|-------------------|-------|
| | | 發行單位 | 上市日期 | | |
| 13822 | BOCI Asia Ltd. - HKEX European Warrants Mar 2019 D | 150,000,000 | 2018/10/19 | 2019/03/22 | 22.95 |
| 13817 | BOCI Asia Ltd. - HSI European Warrants Mar 2019 E | 100,000,000 | 2018/10/19 | 2019/03/28 | 18.00 |
| 13818 | BOCI Asia Ltd. - HSI European Warrants Mar 2019 F | 100,000,000 | 2018/10/19 | 2019/03/28 | 18.40 |
| 13829 | BOCI Asia Ltd. - ICBC European Warrants Apr 2019 A | 60,000,000 | 2018/10/19 | 2019/04/23 | 26.04 |
| 13891 | BOCI Asia Ltd. - PetroChina European Warrants Apr 2019 A | 50,000,000 | 2018/10/19 | 2019/04/23 | 18.00 |
| 13890 | BOCI Asia Ltd. - Sunny Optical European Warrants Apr 2019 A | 20,000,000 | 2018/10/19 | 2019/04/23 | 17.52 |
| 13820 | BOCI Asia Ltd. - Tencent European Wts Mar 2019 F | 200,000,000 | 2018/10/19 | 2019/03/26 | 70.80 |
| 13819 | BOCI Asia Ltd. - Tencent European Wts Apr 2019 B | 200,000,000 | 2018/10/19 | 2019/04/23 | 57.40 |
| 13886 | BNP Paribas Issuance B.V. - Tencent European Wts Apr 2019 L | 80,000,000 | 2018/10/19 | 2019/04/02 | 25.60 |
| 13887 | BNP Paribas Issuance B.V. - Tencent European Wts May 2019 D | 80,000,000 | 2018/10/19 | 2019/05/02 | 32.00 |
| 14109 | Credit Suisse AG - CC Bank European Warrants Mar 2019 A | 50,000,000 | 2018/10/19 | 2019/03/11 | 17.50 |
| 14110 | Credit Suisse AG - CC Bank European Warrants Mar 2019 B | 50,000,000 | 2018/10/19 | 2019/03/29 | 10.00 |
| 14111 | Credit Suisse AG - Geely Auto European Put Wts Sep 2019 A | 40,000,000 | 2018/10/19 | 2019/09/30 | 10.00 |
| 13815 | Credit Suisse AG - HKEX European Warrants Mar 2019 D | 150,000,000 | 2018/10/19 | 2019/03/22 | 24.00 |
| 14115 | Credit Suisse AG - Meituan European Warrants Dec 2019 A | 150,000,000 | 2018/10/19 | 2019/12/31 | 37.50 |
| 14102 | Credit Suisse AG - Tencent European Wts Mar 2019 P | 250,000,000 | 2018/10/19 | 2019/03/11 | 40.00 |
| 14106 | Credit Suisse AG - Tencent European Wts Mar 2019 Q | 250,000,000 | 2018/10/19 | 2019/03/29 | 65.00 |
| 13816 | Credit Suisse AG - Tencent European Wts Apr 2019 D | 250,000,000 | 2018/10/19 | 2019/04/08 | 42.50 |
| 14107 | Credit Suisse AG - Tencent Euro Put Wts Apr 2019 E | 120,000,000 | 2018/10/19 | 2019/04/18 | 30.00 |
| 14108 | Credit Suisse AG - Tencent Euro Put Wts Apr 2019 F | 30,000,000 | 2018/10/19 | 2019/04/18 | 22.50 |
| 14101 | Credit Suisse AG - Xiaomi European Warrants Apr 2019 B | 150,000,000 | 2018/10/19 | 2019/04/18 | 39.00 |
| 14112 | Credit Suisse AG - Xiaomi European Put Warrants Jul 2019 A | 80,000,000 | 2018/10/19 | 2019/07/31 | 20.00 |
| 14158 | Goldman Sachs SP (Asia) - Geely Auto European Wts Mar 2019 C | 80,000,000 | 2018/10/19 | 2019/03/20 | 12.56 |
| 14154 | Goldman Sachs SP (Asia) - Galaxy Ent European Wts Apr 2019 A | 80,000,000 | 2018/10/19 | 2019/04/23 | 26.56 |
| 14139 | Goldman Sachs SP (Asia) - HSI European Warrants Mar 2019 F | 150,000,000 | 2018/10/19 | 2019/03/28 | 22.50 |
| 14145 | Goldman Sachs SP (Asia) - Tencent European Wt Mar 2019 P | 150,000,000 | 2018/10/19 | 2019/03/26 | 35.25 |
| 14140 | Goldman Sachs SP (Asia) - Tencent European Put Wt Apr 2019 A | 100,000,000 | 2018/10/19 | 2019/04/23 | 25.00 |
| 14159 | Goldman Sachs SP (Asia) - Xiaomi European Warrants Apr 2019A | 100,000,000 | 2018/10/19 | 2019/04/02 | 15.00 |
| 13884 | HK Bank - HKEX European Warrants Mar 2019 B | 100,000,000 | 2018/10/19 | 2019/03/22 | 15.00 |
| 13942 | HK Bank - HKEX European Put Warrants Jul 2019 A | 100,000,000 | 2018/10/19 | 2019/07/31 | 25.00 |
| 13861 | HK Bank - HSI European Warrants Apr 2019 F | 150,000,000 | 2018/10/19 | 2019/04/29 | 37.50 |
| 13856 | HK Bank - HSI European Put Warrants Apr 2019 E | 150,000,000 | 2018/10/19 | 2019/04/29 | 37.50 |
| 13878 | HK Bank - Tencent European Warrants Mar 2019 D | 100,000,000 | 2018/10/19 | 2019/03/22 | 18.00 |
| 13863 | HK Bank - Tencent European Warrants Apr 2019 A | 100,000,000 | 2018/10/19 | 2019/04/30 | 38.00 |
| 13875 | HK Bank - Tencent European Warrants Apr 2019 B | 100,000,000 | 2018/10/19 | 2019/04/18 | 25.00 |
| 13879 | HK Bank - Tencent European Put Warrants Apr 2019 C | 100,000,000 | 2018/10/19 | 2019/04/18 | 25.00 |
| 13882 | HK Bank - Tencent European Put Warrants May 2019 B | 100,000,000 | 2018/10/19 | 2019/05/31 | 25.00 |
| 14098 | Haitong Int'l Sec - CC Bank European Warrants Mar 2019 C | 60,000,000 | 2018/10/19 | 2019/03/11 | 26.40 |
| 14099 | Haitong Int'l Sec - CC Bank European Put Warrants Apr 2019 C | 60,000,000 | 2018/10/19 | 2019/04/24 | 18.60 |
| 14092 | Haitong Int'l Sec - China Life European Warrants Jul 2019 C | 100,000,000 | 2018/10/19 | 2019/07/30 | 25.00 |
| 14095 | Haitong Int'l Sec - China Life European Put Warrants May 20A | 100,000,000 | 2018/10/19 | 2020/05/22 | 25.00 |
| 13843 | Haitong Int'l Sec - HKEX European Warrants Mar 2019 E | 100,000,000 | 2018/10/19 | 2019/03/22 | 15.00 |
| 13844 | Haitong Int'l Sec - HKEX European Warrants Mar 2019 F | 100,000,000 | 2018/10/19 | 2019/03/22 | 17.00 |
| 13997 | Haitong Int'l Sec - HSI European Warrants Mar 2019 I | 150,000,000 | 2018/10/19 | 2019/03/28 | 22.50 |

主 板 認 股 權 證

| 股份 代號 | 衍生權證 | 上市時之 | | 集資金額 到期日(百萬港元) | |
|----------|--|-------------|------------|-------------------|-------|
| | | 發行單位 | 上市日期 | | |
| 13998 | Haitong Int'l Sec - HSI European Warrants Mar 2019 J | 150,000,000 | 2018/10/19 | 2019/03/28 | 22.50 |
| 13930 | Haitong Int'l Sec - HSI European Put Warrants Apr 2019 C | 150,000,000 | 2018/10/19 | 2019/04/29 | 37.50 |
| 13931 | Haitong Int'l Sec - HSI European Put Warrants Apr 2019 D | 150,000,000 | 2018/10/19 | 2019/04/29 | 37.50 |
| 13849 | Haitong Int'l Sec - ICBC European Warrants Jan 2019 A | 70,000,000 | 2018/10/19 | 2019/01/24 | 10.50 |
| 13855 | Haitong Int'l Sec - ICBC European Warrants Feb 2019 A | 70,000,000 | 2018/10/19 | 2019/02/26 | 11.20 |
| 13853 | Haitong Int'l Sec - ICBC European Warrants Apr 2019 A | 50,000,000 | 2018/10/19 | 2019/04/23 | 19.00 |
| 13923 | Haitong Int'l Sec - Tencent European Warrants Mar 2019 O | 150,000,000 | 2018/10/19 | 2019/03/26 | 39.00 |
| 13924 | Haitong Int'l Sec - Tencent European Warrants Apr 2019 D | 100,000,000 | 2018/10/19 | 2019/04/23 | 37.00 |
| 13940 | Haitong Int'l Sec - Tencent European Put Warrants Mar 2019 P | 15,000,000 | 2018/10/19 | 2019/03/22 | 24.60 |
| 14136 | J P Morgan SP BV - AAC Tech European Warrants Dec 2019 C | 100,000,000 | 2018/10/19 | 2019/12/31 | 25.00 |
| 14120 | J P Morgan SP BV - Agricultural Bank Euro Warrants Mar 2019A | 100,000,000 | 2018/10/19 | 2019/03/11 | 16.80 |
| 14080 | J P Morgan SP BV - AIA European Warrants Jan 2019 B | 100,000,000 | 2018/10/19 | 2019/01/31 | 20.20 |
| 14119 | J P Morgan SP BV - Bank of China European Wts Mar 2019 A | 100,000,000 | 2018/10/19 | 2019/03/29 | 17.00 |
| 14084 | J P Morgan SP BV - CC Bank European Wts Apr 2019 A | 100,000,000 | 2018/10/19 | 2019/04/01 | 32.10 |
| 14087 | J P Morgan SP BV - CC Bank European Put Wts Apr 2019 B | 100,000,000 | 2018/10/19 | 2019/04/30 | 25.20 |
| 13922 | J P Morgan SP BV - Country Garden European Wts Dec 2019 B | 100,000,000 | 2018/10/19 | 2019/12/31 | 25.00 |
| 14125 | J P Morgan SP BV - CGS European Warrants Apr 2019 A | 40,000,000 | 2018/10/19 | 2019/04/30 | 10.04 |
| 14053 | J P Morgan SP BV - China Life European Warrants Apr 2019 A | 100,000,000 | 2018/10/19 | 2019/04/30 | 15.20 |
| 14124 | J P Morgan SP BV - Evergrande European Warrants Jun 2019 A | 50,000,000 | 2018/10/19 | 2019/06/28 | 11.95 |
| 14130 | J P Morgan SP BV - Galaxy Ent European Warrants Apr 2019 C | 100,000,000 | 2018/10/19 | 2019/04/23 | 38.80 |
| 14079 | J P Morgan SP BV - HKEX European Warrants Mar 2019 E | 200,000,000 | 2018/10/19 | 2019/03/29 | 30.00 |
| 14078 | J P Morgan SP BV - HKEX European Warrants Jun 2019 E | 200,000,000 | 2018/10/19 | 2019/06/21 | 30.40 |
| 14127 | J P Morgan SP BV - Henderson Land European Wt Apr 2019 A | 60,000,000 | 2018/10/19 | 2019/04/30 | 15.00 |
| 13904 | J P Morgan SP BV - HSCEI European Wts Apr 2019 A | 200,000,000 | 2018/10/19 | 2019/04/29 | 50.60 |
| 13908 | J P Morgan SP BV - HSI European Warrants Apr 2019 F | 300,000,000 | 2018/10/19 | 2019/04/29 | 76.20 |
| 13916 | J P Morgan SP BV - HSI European Warrants Apr 2019 G | 300,000,000 | 2018/10/19 | 2019/04/29 | 76.80 |
| 13912 | J P Morgan SP BV - HSI European Warrants May 2019 C | 300,000,000 | 2018/10/19 | 2019/05/30 | 77.70 |
| 14050 | J P Morgan SP BV - HSI European Warrants May 2019 D | 300,000,000 | 2018/10/19 | 2019/05/30 | 75.30 |
| 14051 | J P Morgan SP BV - HSI European Put Warrants Apr 2019 H | 300,000,000 | 2018/10/19 | 2019/04/29 | 75.30 |
| 14090 | J P Morgan SP BV - ICBC European Warrants Apr 2019 A | 100,000,000 | 2018/10/19 | 2019/04/30 | 28.30 |
| 14064 | J P Morgan SP BV - Kingsoft European Warrants Apr 2019 A | 70,000,000 | 2018/10/19 | 2019/04/17 | 10.57 |
| 14059 | J P Morgan SP BV - PICC European Warrants Mar 2019 A | 50,000,000 | 2018/10/19 | 2019/03/01 | 16.30 |
| 14052 | J P Morgan SP BV - Ping An European Warrants Mar 2019 D | 200,000,000 | 2018/10/19 | 2019/03/01 | 58.00 |
| 14131 | J P Morgan SP BV - Sino Biopharm European Warrants Sep 2019A | 70,000,000 | 2018/10/19 | 2019/09/23 | 10.57 |
| 14122 | J P Morgan SP BV - Stanchart European Warrants Mar 2019 B | 60,000,000 | 2018/10/19 | 2019/03/29 | 10.62 |
| 14123 | J P Morgan SP BV - SUNAC European Warrants Feb 2019 B | 70,000,000 | 2018/10/19 | 2019/02/21 | 10.50 |
| 14132 | J P Morgan SP BV - Sunny Optical European Warrants Dec 2019B | 100,000,000 | 2018/10/19 | 2019/12/31 | 25.00 |
| 13917 | J P Morgan SP BV - Tencent European Warrants Mar 2019 J | 250,000,000 | 2018/10/19 | 2019/03/19 | 41.50 |
| 14068 | J P Morgan SP BV - Tencent European Warrants Mar 2019 K | 30,000,000 | 2018/10/19 | 2019/03/25 | 40.44 |
| 14072 | J P Morgan SP BV - Tencent European Warrants Mar 2019 L | 250,000,000 | 2018/10/19 | 2019/03/22 | 42.75 |
| 13918 | J P Morgan SP BV - Tencent European Warrants Apr 2019 C | 250,000,000 | 2018/10/19 | 2019/04/08 | 37.75 |
| 14073 | J P Morgan SP BV - Tencent European Warrants Apr 2019 D | 250,000,000 | 2018/10/19 | 2019/04/01 | 62.50 |
| 14077 | J P Morgan SP BV - Tencent European Put Warrants Apr 2019 E | 250,000,000 | 2018/10/19 | 2019/04/30 | 62.75 |
| 13921 | J P Morgan SP BV - Tracker Fund European Warrants Jun 2019 B | 100,000,000 | 2018/10/19 | 2019/06/27 | 25.00 |

主 板 認 股 權 證

| 股份 代號 | 衍生權證 | 上市時之 | | | 集資金額 到期日(百萬港元) |
|----------|--|-------------|------------|------------|-------------------|
| | | 發行單位 | 上市日期 | | |
| 14126 | J P Morgan SP BV - China Vanke European Warrants Apr 2019 A | 60,000,000 | 2018/10/19 | 2019/04/30 | 15.42 |
| 14121 | J P Morgan SP BV - Xiaomi European Warrants Apr 2019 B | 100,000,000 | 2018/10/19 | 2019/04/23 | 15.10 |
| 13990 | Macquarie Bank Ltd. - Agile Ppt European Warrants Dec 2019 A | 40,000,000 | 2018/10/19 | 2019/12/13 | 10.04 |
| 13991 | Macquarie Bank Ltd. - Ch Comm Cons European Wts Oct 2019 A | 8,500,000 | 2018/10/19 | 2019/10/02 | 10.27 |
| 13984 | Macquarie Bank Ltd. - Country Garden European Wts May 2019 A | 10,000,000 | 2018/10/19 | 2019/05/03 | 10.03 |
| 13983 | Macquarie Bank Ltd. - Country Garden European Wts Jul 2020 A | 40,000,000 | 2018/10/19 | 2020/07/03 | 10.00 |
| 13996 | Macquarie Bank Ltd. - HKEX European Warrants Jun 2019 B | 38,000,000 | 2018/10/19 | 2019/06/04 | 10.11 |
| 13995 | Macquarie Bank Ltd. - HKEX European Put Warrants Aug 2019 A | 40,000,000 | 2018/10/19 | 2019/08/02 | 10.00 |
| 13988 | Macquarie Bank Ltd. - Kingsoft European Warrants May 2019 A | 40,000,000 | 2018/10/19 | 2019/05/02 | 10.04 |
| 13987 | Macquarie Bank Ltd. - Sh Petrochem European Wts Jun 2019 A | 15,000,000 | 2018/10/19 | 2019/06/18 | 10.05 |
| 13985 | Macquarie Bank Ltd. - SMIC European Warrants Oct 2020 A | 40,000,000 | 2018/10/19 | 2020/10/16 | 10.00 |
| 14012 | SG Issuer - CAM CSI300 European Warrants Mar 2019 A | 70,000,000 | 2018/10/19 | 2019/03/29 | 10.50 |
| 14028 | SG Issuer - CC Bank European Put Warrants Apr 2019 B | 40,000,000 | 2018/10/19 | 2019/04/30 | 10.00 |
| 14002 | SG Issuer - Country Garden European Warrants Jul 2019 A | 80,000,000 | 2018/10/19 | 2019/07/31 | 20.00 |
| 14031 | SG Issuer - China Overseas European Warrants Apr 2019 C | 60,000,000 | 2018/10/19 | 2019/04/30 | 15.00 |
| 14032 | SG Issuer - Sinopec Corp European Warrants Apr 2019 C | 30,000,000 | 2018/10/19 | 2019/04/30 | 12.60 |
| 14034 | SG Issuer - China Res Land European Warrants Apr 2019 A | 40,000,000 | 2018/10/19 | 2019/04/30 | 10.40 |
| 14013 | SG Issuer - CSOP A50 ETF European Warrants Apr 2019 A | 20,000,000 | 2018/10/19 | 2019/04/30 | 15.60 |
| 14015 | SG Issuer - A50 China European Warrants Apr 2019 A | 20,000,000 | 2018/10/19 | 2019/04/30 | 16.00 |
| 14035 | SG Issuer - Galaxy Ent European Warrants Apr 2019 D | 60,000,000 | 2018/10/19 | 2019/04/30 | 22.80 |
| 14036 | SG Issuer - Galaxy Ent European Put Warrants Apr 2019 E | 60,000,000 | 2018/10/19 | 2019/04/30 | 15.00 |
| 14037 | SG Issuer - HSBC European Warrants Apr 2019 A | 70,000,000 | 2018/10/19 | 2019/04/01 | 10.85 |
| 13999 | SG Issuer - HSI European Warrants Apr 2019 E | 300,000,000 | 2018/10/19 | 2019/04/29 | 75.00 |
| 14001 | SG Issuer - HSI European Warrants Aug 2019 A | 300,000,000 | 2018/10/19 | 2019/08/29 | 75.00 |
| 14021 | SG Issuer - HSI European Put Warrants Apr 2019 F | 300,000,000 | 2018/10/19 | 2019/04/29 | 75.00 |
| 14040 | SG Issuer - ICBC European Warrants Apr 2019 A | 60,000,000 | 2018/10/19 | 2019/04/30 | 20.10 |
| 14042 | SG Issuer - ICBC European Warrants Apr 2019 B | 60,000,000 | 2018/10/19 | 2019/04/30 | 15.00 |
| 14044 | SG Issuer - Ping An European Put Warrants Jan 2019 D | 80,000,000 | 2018/10/19 | 2019/01/31 | 18.80 |
| 14009 | SG Issuer - SMIC European Warrants Dec 2019 A | 80,000,000 | 2018/10/19 | 2019/12/31 | 20.00 |
| 14010 | SG Issuer - Tencent European Warrants Mar 2019 K | 200,000,000 | 2018/10/19 | 2019/03/29 | 76.00 |
| 14011 | SG Issuer - Tencent European Warrants May 2019 C | 200,000,000 | 2018/10/19 | 2019/05/31 | 51.00 |
| 14046 | SG Issuer - Tencent European Put Warrants Apr 2019 E | 30,000,000 | 2018/10/19 | 2019/04/30 | 10.05 |
| 14047 | SG Issuer - Tencent European Put Warrants Apr 2019 F | 150,000,000 | 2018/10/19 | 2019/04/30 | 37.50 |
| 13981 | UBS AG - AAC Tech European Warrants Dec 2019 A | 100,000,000 | 2018/10/19 | 2019/12/23 | 25.00 |
| 13839 | UBS AG - Agile Ppt European Warrants Jun 2019 B | 40,000,000 | 2018/10/19 | 2019/06/28 | 10.00 |
| 13840 | UBS AG - China Life European Warrants Apr 2019 B | 200,000,000 | 2018/10/19 | 2019/04/18 | 50.00 |
| 13946 | UBS AG - China Mobile European Put Warrants Jun 2019 A | 40,000,000 | 2018/10/19 | 2019/06/28 | 10.04 |
| 13833 | UBS AG - CNOOC European Warrants Apr 2019 B | 100,000,000 | 2018/10/19 | 2019/04/18 | 25.10 |
| 13836 | UBS AG - CSPC Pharma European Warrants Apr 2019 A | 50,000,000 | 2018/10/19 | 2019/04/18 | 12.50 |
| 13977 | UBS AG - Evergrande European Warrants Mar 2019 A | 50,000,000 | 2018/10/19 | 2019/03/26 | 10.10 |
| 13841 | UBS AG - Geely Auto European Warrants Apr 2019 B | 100,000,000 | 2018/10/19 | 2019/04/18 | 25.60 |
| 13842 | UBS AG - Geely Auto European Warrants Jun 2019 A | 100,000,000 | 2018/10/19 | 2019/06/28 | 32.20 |
| 13955 | UBS AG - Galaxy Ent European Put Warrants Apr 2019 A | 40,000,000 | 2018/10/19 | 2019/04/18 | 10.12 |
| 13965 | UBS AG - HKEX European Warrants Mar 2019 F | 300,000,000 | 2018/10/19 | 2019/03/22 | 52.20 |

主 板 認 股 權 證

| 股份 代號 | 衍生權證 | 上市時之 | | 集資金額 到期日(百萬港元) | |
|----------|--|-------------|------------|-------------------|-------|
| | | 發行單位 | 上市日期 | | |
| 13951 | UBS AG - HSBC European Warrants Apr 2019 B | 100,000,000 | 2018/10/19 | 2019/04/25 | 31.60 |
| 13954 | UBS AG - HSBC European Put Warrants Apr 2019 C | 70,000,000 | 2018/10/19 | 2019/04/11 | 10.71 |
| 13807 | UBS AG - HSCEI European Warrants Mar 2019 D | 200,000,000 | 2018/10/19 | 2019/03/28 | 31.20 |
| 13812 | UBS AG - HSCEI European Warrants Jun 2019 A | 200,000,000 | 2018/10/19 | 2019/06/27 | 50.00 |
| 13979 | UBS AG - HSCEI European Put Warrants Jun 2019 B | 100,000,000 | 2018/10/19 | 2019/06/27 | 25.00 |
| 13803 | UBS AG - HSI European Warrants Mar 2019 H | 300,000,000 | 2018/10/19 | 2019/03/28 | 51.30 |
| 13805 | UBS AG - HSI European Warrants Apr 2019 D | 300,000,000 | 2018/10/19 | 2019/04/29 | 76.20 |
| 13806 | UBS AG - HSI European Warrants Apr 2019 E | 300,000,000 | 2018/10/19 | 2019/04/29 | 75.00 |
| 13962 | UBS AG - HSI European Put Warrants Apr 2019 F | 300,000,000 | 2018/10/19 | 2019/04/29 | 75.90 |
| 13964 | UBS AG - HSI European Put Warrants Jun 2019 A | 300,000,000 | 2018/10/19 | 2019/06/27 | 77.40 |
| 13835 | UBS AG - IGG European Warrants Jun 2019 A | 40,000,000 | 2018/10/19 | 2019/06/28 | 10.00 |
| 13834 | UBS AG - Kingsoft European Warrants Apr 2019 B | 100,000,000 | 2018/10/19 | 2019/04/18 | 25.90 |
| 13976 | UBS AG - PetroChina European Put Warrants Apr 2019 B | 40,000,000 | 2018/10/19 | 2019/04/18 | 10.00 |
| 13950 | UBS AG - Ping An European Put Warrants Apr 2019 A | 70,000,000 | 2018/10/19 | 2019/04/01 | 10.92 |
| 13982 | UBS AG - Sunny Optical European Warrants Sep 2019 A | 40,000,000 | 2018/10/19 | 2019/09/30 | 10.00 |
| 13967 | UBS AG - Tencent European Warrants Mar 2019 M | 300,000,000 | 2018/10/19 | 2019/03/22 | 45.30 |
| 13968 | UBS AG - Tencent European Warrants Mar 2019 N | 300,000,000 | 2018/10/19 | 2019/03/22 | 51.00 |
| 13975 | UBS AG - Tencent European Put Warrants May 2019 A | 300,000,000 | 2018/10/19 | 2019/05/31 | 75.00 |
| 13947 | UBS AG - Wynn Macau European Warrants Apr 2019 A | 60,000,000 | 2018/10/19 | 2019/04/23 | 10.92 |
| 13895 | Bank Vontobel - AIA European Warrants May 2019 A | 30,000,000 | 2018/10/19 | 2019/05/20 | 15.00 |
| 13893 | Bank Vontobel - CC Bank European Warrants Jun 2019 B | 30,000,000 | 2018/10/19 | 2019/06/05 | 16.50 |
| 13814 | Bank Vontobel - HSI European Warrants Mar 2019 G | 100,000,000 | 2018/10/19 | 2019/03/28 | 15.00 |
| 13901 | Bank Vontobel - HSI European Put Warrants Mar 2019 H | 100,000,000 | 2018/10/19 | 2019/03/28 | 20.00 |
| 13899 | Bank Vontobel - Tencent European Warrants Mar 2019 E | 100,000,000 | 2018/10/19 | 2019/03/26 | 24.00 |
| 13898 | Bank Vontobel - Tencent European Put Warrants Jun 2019 A | 100,000,000 | 2018/10/19 | 2019/06/05 | 25.00 |
| 13897 | Bank Vontobel - Xiaomi European Warrants Jun 2019 B | 40,000,000 | 2018/10/19 | 2019/06/04 | 10.00 |
| 14177 | BOCI Asia Ltd. - China Overseas European Warrants Apr 2019 A | 80,000,000 | 2018/10/22 | 2019/04/23 | 20.16 |
| 14186 | BOCI Asia Ltd. - PSBC European Warrants Mar 2019 A | 35,000,000 | 2018/10/22 | 2019/03/26 | 11.34 |
| 14182 | BOCI Asia Ltd. - China Vanke European Warrants Apr 2019 A | 80,000,000 | 2018/10/22 | 2019/04/23 | 20.32 |
| 14174 | BOCI Asia Ltd. - Xiaomi European Warrants Apr 2019 A | 100,000,000 | 2018/10/22 | 2019/04/02 | 16.70 |
| 14175 | BOCI Asia Ltd. - ZA Online European Warrants Mar 2019 B | 60,000,000 | 2018/10/22 | 2019/03/26 | 10.92 |
| 14173 | BNP Paribas Issuance B.V. - HKEX European Wts Oct 2019 A | 80,000,000 | 2018/10/22 | 2019/10/03 | 20.80 |
| 14214 | Credit Suisse AG - Tencent European Wts Apr 2019 H | 250,000,000 | 2018/10/22 | 2019/04/23 | 75.00 |
| 14209 | Credit Suisse AG - Tencent Euro Put Wts Apr 2019 G | 120,000,000 | 2018/10/22 | 2019/04/23 | 30.00 |
| 14216 | Credit Suisse AG - Xiaomi European Warrants Jun 2019 B | 150,000,000 | 2018/10/22 | 2019/06/21 | 22.50 |
| 14202 | Goldman Sachs SP (Asia) - Galaxy Ent Euro Put Wts Apr 2019 B | 60,000,000 | 2018/10/22 | 2019/04/23 | 15.00 |
| 14206 | Goldman Sachs SP (Asia) - HKEX European Warrants Jun 2019 D | 150,000,000 | 2018/10/22 | 2019/06/21 | 22.50 |
| 14194 | Goldman Sachs SP (Asia) - HSI European Warrants Mar 2019 G | 150,000,000 | 2018/10/22 | 2019/03/28 | 22.50 |
| 14189 | Goldman Sachs SP (Asia) - HSI European Put Wts Apr 2019 B | 150,000,000 | 2018/10/22 | 2019/04/29 | 37.50 |
| 14196 | Goldman Sachs SP (Asia) - Tencent European Wt Apr 2019 C | 150,000,000 | 2018/10/22 | 2019/04/08 | 25.20 |
| 14195 | Goldman Sachs SP (Asia) - Tencent European Put Wt Apr 2019 B | 50,000,000 | 2018/10/22 | 2019/04/23 | 27.85 |
| 14163 | Haitong Int'l Sec - AIA European Warrants Jan 2019 B | 50,000,000 | 2018/10/22 | 2019/01/30 | 13.00 |
| 14164 | Haitong Int'l Sec - AIA European Warrants Apr 2019 C | 40,000,000 | 2018/10/22 | 2019/04/23 | 18.00 |
| 14162 | Haitong Int'l Sec - Minsheng Bank European Warrants Feb 19 A | 50,000,000 | 2018/10/22 | 2019/02/25 | 10.50 |

主板 認股權證

| 股份 代號 | 衍生權證 | 上市時之 | | | 集資金額 到期日(百萬港元) |
|----------|--|-------------|------------|------------|-------------------|
| | | 發行單位 | 上市日期 | | |
| 14168 | Haitong Int'l Sec - Ch Molybdenum European Warrants Mar 19 A | 40,000,000 | 2018/10/22 | 2019/03/13 | 12.40 |
| 14165 | Haitong Int'l Sec - Sinopec Corp European Wts Apr 2019 B | 20,000,000 | 2018/10/22 | 2019/04/30 | 12.00 |
| 14167 | Haitong Int'l Sec - Evergrande European Warrants Apr 2019 B | 40,000,000 | 2018/10/22 | 2019/04/30 | 10.80 |
| 14166 | Haitong Int'l Sec - Meitu European Warrants May 2019 A | 10,000,000 | 2018/10/22 | 2019/05/31 | 10.00 |
| 14160 | Haitong Int'l Sec - Sunny Optical European Wts Apr 2019 E | 10,000,000 | 2018/10/22 | 2019/04/30 | 11.80 |
| 14161 | Haitong Int'l Sec - Sunny Optical European Put Wts Apr 2019F | 15,000,000 | 2018/10/22 | 2019/04/23 | 12.45 |
| 14191 | J P Morgan SP BV - Brilliance Chi European Wts Jun 2019 A | 70,000,000 | 2018/10/22 | 2019/06/03 | 17.92 |
| 14193 | J P Morgan SP BV - Kingdee Intl European Warrants Jul 2019 A | 70,000,000 | 2018/10/22 | 2019/07/24 | 10.57 |
| 14207 | J P Morgan SP BV - Meituan European Warrants Sep 2019 A | 150,000,000 | 2018/10/22 | 2019/09/30 | 22.65 |
| 14208 | J P Morgan SP BV - Xiaomi European Warrants Jun 2019 C | 100,000,000 | 2018/10/22 | 2019/06/21 | 15.20 |
| 14187 | Macquarie Bank Ltd. - Brilliance Chi Euro Wts Dec 2019 A | 40,000,000 | 2018/10/22 | 2019/12/13 | 10.00 |
| 14188 | Macquarie Bank Ltd. - Melco Int'l Dev Euro Wts Oct 2019 A | 32,000,000 | 2018/10/22 | 2019/10/11 | 10.14 |
| 14222 | SG Issuer - CGS European Warrants Apr 2019 B | 30,000,000 | 2018/10/22 | 2019/04/30 | 10.05 |
| 14228 | SG Issuer - Sinopec Corp European Put Warrants Apr 2019 D | 40,000,000 | 2018/10/22 | 2019/04/30 | 11.20 |
| 14221 | SG Issuer - CSOP A50 Eu Put Wt Apr 2019 B | 20,000,000 | 2018/10/22 | 2019/04/30 | 10.00 |
| 14217 | SG Issuer - Henderson Land European Put Warrants Apr 2019 B | 40,000,000 | 2018/10/22 | 2019/04/30 | 10.00 |
| 14232 | SG Issuer - HSBC European Put Warrants Apr 2019 B | 80,000,000 | 2018/10/22 | 2019/04/30 | 20.00 |
| 14231 | SG Issuer - Haitong Sec European Warrants Apr 2019 A | 20,000,000 | 2018/10/22 | 2019/04/30 | 12.00 |
| 14220 | SG Issuer - ICBC European Put Wt Apr 2019 C | 60,000,000 | 2018/10/22 | 2019/04/30 | 15.00 |
| 14224 | SG Issuer - Mengniu Dairy European Warrants Apr 2019 A | 40,000,000 | 2018/10/22 | 2019/04/30 | 10.00 |
| 14234 | SG Issuer - Ping An European Put Warrants Apr 2019 A | 80,000,000 | 2018/10/22 | 2019/04/30 | 20.00 |
| 14235 | SG Issuer - Sunny Optical European Put Warrants Apr 2019 B | 14,000,000 | 2018/10/22 | 2019/04/30 | 10.08 |
| 14230 | SG Issuer - China Vanke European Warrants Apr 2019 A | 35,000,000 | 2018/10/22 | 2019/04/30 | 10.15 |
| 14190 | UBS AG - CNOOC European Warrants Aug 2019 A | 70,000,000 | 2018/10/22 | 2019/08/23 | 10.64 |
| 14170 | UBS AG - CNOOC European Put Warrants Sep 2019 D | 70,000,000 | 2018/10/22 | 2019/09/23 | 10.50 |
| 14278 | BNP Paribas Issuance B.V. - HKEX European Wts Apr 2019 G | 80,000,000 | 2018/10/23 | 2019/04/02 | 12.00 |
| 14308 | Credit Suisse AG - AAC Tech European Warrants Oct 2019 A | 100,000,000 | 2018/10/23 | 2019/10/24 | 15.00 |
| 14299 | Credit Suisse AG - Brilliance Chi European Wts Nov 2019 A | 50,000,000 | 2018/10/23 | 2019/11/29 | 12.50 |
| 14303 | Credit Suisse AG - Meituan European Warrants Jun 2019 A | 150,000,000 | 2018/10/23 | 2019/06/17 | 24.60 |
| 14304 | Credit Suisse AG - Meituan European Put Warrants Apr 2019 A | 40,000,000 | 2018/10/23 | 2019/04/23 | 24.00 |
| 14309 | Credit Suisse AG - ZA Online European Warrants Apr 2019 C | 40,000,000 | 2018/10/23 | 2019/04/23 | 12.00 |
| 14297 | Goldman Sachs SP (Asia) - AAC Tech Euro Wts Oct 2019 A | 70,000,000 | 2018/10/23 | 2019/10/24 | 10.50 |
| 14296 | Goldman Sachs SP (Asia) - HSBC European Warrants Mar 2019 F | 80,000,000 | 2018/10/23 | 2019/03/22 | 20.88 |
| 14298 | Goldman Sachs SP (Asia) - HSI European Warrants Mar 2019 H | 150,000,000 | 2018/10/23 | 2019/03/28 | 22.50 |
| 14312 | Goldman Sachs SP (Asia) - Meituan European Warrants Mar 19 A | 40,000,000 | 2018/10/23 | 2019/03/20 | 10.00 |
| 14240 | Haitong Int'l Sec - Meituan European Warrants Sep 2019 A | 200,000,000 | 2018/10/23 | 2019/09/03 | 30.00 |
| 14241 | Haitong Int'l Sec - Meituan European Warrants Sep 2019 B | 200,000,000 | 2018/10/23 | 2019/09/25 | 34.00 |
| 14239 | Haitong Int'l Sec - Meituan European Warrants Nov 2019 A | 200,000,000 | 2018/10/23 | 2019/11/01 | 30.00 |
| 14292 | J P Morgan SP BV - Ch Molybdenum European Warrants Mar 2019A | 60,000,000 | 2018/10/23 | 2019/03/15 | 13.20 |
| 14293 | J P Morgan SP BV - Henganintl European Warrants Feb 2019 A | 40,000,000 | 2018/10/23 | 2019/02/28 | 10.52 |
| 14288 | J P Morgan SP BV - HSBC European Warrants May 2019 A | 100,000,000 | 2018/10/23 | 2019/05/02 | 69.10 |
| 14291 | J P Morgan SP BV - Meituan European Warrants Jun 2019 A | 150,000,000 | 2018/10/23 | 2019/06/17 | 24.30 |
| 14250 | Macquarie Bank Ltd. - AAC Tech European Wts May 2019 A | 9,500,000 | 2018/10/23 | 2019/05/03 | 10.05 |
| 14237 | Macquarie Bank Ltd. - China Unicom European Wts Jun 2019 A | 11,000,000 | 2018/10/23 | 2019/06/04 | 10.35 |

主 板 認 股 權 證

| 股份 代號 | 衍生權證 | 上市時之 | | 集資金額 到期日(百萬港元) | |
|----------|--|-------------|------------|-------------------|--------|
| | | 發行單位 | 上市日期 | | |
| 14243 | Macquarie Bank Ltd. - Tencent European Warrants Apr 2019 M | 27,500,000 | 2018/10/23 | 2019/04/25 | 10.01 |
| 14242 | Macquarie Bank Ltd. - Tencent European Warrants May 2019 J | 10,000,000 | 2018/10/23 | 2019/05/02 | 53.87 |
| 14248 | Macquarie Bank Ltd. - Tencent European Put Wts Apr 2019 N | 40,000,000 | 2018/10/23 | 2019/04/25 | 10.00 |
| 14321 | SG Issuer - Agricultural Bank European Warrants May 2019 A | 60,000,000 | 2018/10/23 | 2019/05/31 | 20.10 |
| 14345 | SG Issuer - Brilliance Chi European Warrants Apr 2019 B | 8,000,000 | 2018/10/23 | 2019/04/30 | 10.16 |
| 14323 | SG Issuer - China Life European Warrants Apr 2019 C | 120,000,000 | 2018/10/23 | 2019/04/30 | 20.40 |
| 14325 | SG Issuer - China Mobile European Put Warrants Jun 2019 A | 60,000,000 | 2018/10/23 | 2019/06/28 | 15.00 |
| 14332 | SG Issuer - Fosun Intl European Warrants Oct 2019 A | 60,000,000 | 2018/10/23 | 2019/10/31 | 15.00 |
| 14335 | SG Issuer - HKEX European Warrants May 2019 B | 200,000,000 | 2018/10/23 | 2019/05/31 | 50.00 |
| 14334 | SG Issuer - HKEX European Put Warrants Feb 2019 A | 20,000,000 | 2018/10/23 | 2019/02/28 | 19.80 |
| 14316 | SG Issuer - HSBC European Warrants Feb 2019 A | 80,000,000 | 2018/10/23 | 2019/02/01 | 12.80 |
| 14340 | SG Issuer - Meituan European Warrants Jun 2019 A | 300,000,000 | 2018/10/23 | 2019/06/28 | 46.50 |
| 14341 | SG Issuer - Meituan European Warrants Sep 2019 A | 300,000,000 | 2018/10/23 | 2019/09/30 | 45.00 |
| 14337 | SG Issuer - Ping An European Warrants Feb 2019 C | 80,000,000 | 2018/10/23 | 2019/02/28 | 44.00 |
| 14338 | SG Issuer - SUNAC European Warrants Apr 2019 A | 40,000,000 | 2018/10/23 | 2019/04/30 | 14.80 |
| 14339 | SG Issuer - Tencent European Warrants Dec 2020 A | 200,000,000 | 2018/10/23 | 2020/12/31 | 108.00 |
| 14319 | SG Issuer - Xiaomi European Warrants Apr 2019 E | 150,000,000 | 2018/10/23 | 2019/04/30 | 37.50 |
| 14272 | UBS AG - BYD Company European Warrants Feb 2019 D | 30,000,000 | 2018/10/23 | 2019/02/21 | 14.34 |
| 14273 | UBS AG - BYD Company European Warrants Mar 2019 B | 30,000,000 | 2018/10/23 | 2019/03/26 | 11.67 |
| 14276 | UBS AG - Henderson Land European Put Warrants Apr 2019 A | 40,000,000 | 2018/10/23 | 2019/04/30 | 10.00 |
| 14270 | UBS AG - Meituan European Warrants Mar 2019 A | 20,000,000 | 2018/10/23 | 2019/03/12 | 11.98 |
| 14283 | UBS AG - Meituan European Warrants Apr 2019 B | 20,000,000 | 2018/10/23 | 2019/04/23 | 19.62 |
| 14264 | UBS AG - Meituan European Warrants Aug 2019 A | 100,000,000 | 2018/10/23 | 2019/08/27 | 15.00 |
| 14261 | UBS AG - Meituan European Warrants Sep 2019 A | 100,000,000 | 2018/10/23 | 2019/09/24 | 15.10 |
| 14269 | UBS AG - Meituan European Warrants Nov 2019 A | 100,000,000 | 2018/10/23 | 2019/11/01 | 15.30 |
| 14282 | UBS AG - Meituan European Put Warrants Apr 2019 A | 20,000,000 | 2018/10/23 | 2019/04/23 | 14.70 |
| 14280 | UBS AG - Meituan European Put Warrants Jun 2019 A | 20,000,000 | 2018/10/23 | 2019/06/28 | 10.10 |
| 14286 | UBS AG - SHK Ppt European Put Warrants Apr 2019 A | 15,000,000 | 2018/10/23 | 2019/04/30 | 10.25 |
| 14274 | UBS AG - SPDR Gold Trust European Warrants Jun 2019 A | 15,000,000 | 2018/10/23 | 2019/06/28 | 10.05 |
| 14259 | UBS AG - Xiaomi European Warrants Apr 2019 A | 70,000,000 | 2018/10/23 | 2019/04/02 | 10.71 |
| 14260 | UBS AG - Xiaomi European Put Warrants Apr 2019 B | 12,000,000 | 2018/10/23 | 2019/04/23 | 10.64 |
| 14251 | Bank Vontobel - China Life European Warrants Nov 2019 A | 70,000,000 | 2018/10/23 | 2019/11/22 | 10.50 |
| 14256 | Bank Vontobel - CM Bank European Warrants Apr 2019 A | 35,000,000 | 2018/10/23 | 2019/04/30 | 10.50 |
| 14252 | Bank Vontobel - Tencent European Warrants Apr 2019 F | 100,000,000 | 2018/10/23 | 2019/04/23 | 30.00 |
| 14349 | BOCI Asia Ltd. - Hang Seng Bank European Warrants Mar 2019 A | 20,000,000 | 2018/10/24 | 2019/03/22 | 10.38 |
| 14351 | BOCI Asia Ltd. - Hang Seng Bank European Warrants Sep 2019 A | 100,000,000 | 2018/10/24 | 2019/09/23 | 15.50 |
| 14366 | Credit Suisse AG - China Life European Warrants Apr 2019 B | 80,000,000 | 2018/10/24 | 2019/04/24 | 14.00 |
| 14362 | Credit Suisse AG - HSBC European Wts Apr 2019 B | 100,000,000 | 2018/10/24 | 2019/04/23 | 64.00 |
| 14369 | Credit Suisse AG - Meituan European Warrants Sep 2019 A | 150,000,000 | 2018/10/24 | 2019/09/24 | 22.50 |
| 14388 | Goldman Sachs SP (Asia) - CAM CSI300 European Wts Mar 2019 A | 80,000,000 | 2018/10/24 | 2019/03/26 | 12.00 |
| 14395 | Goldman Sachs SP (Asia) - HSBC European Warrants Mar 2019 H | 80,000,000 | 2018/10/24 | 2019/03/19 | 12.00 |
| 14393 | Goldman Sachs SP (Asia) - HSBC European Put Wts Mar 2019 G | 60,000,000 | 2018/10/24 | 2019/03/11 | 10.08 |
| 14396 | Goldman Sachs SP (Asia) - Meituan European Warrants Sep 19 A | 150,000,000 | 2018/10/24 | 2019/09/24 | 22.50 |
| 14386 | Goldman Sachs SP (Asia) - SHK Ppt European Wts Mar 2019 A | 60,000,000 | 2018/10/24 | 2019/03/28 | 10.02 |

主 板 認 股 權 證

| 股份 代號 | 衍生權證 | 上市時之 | | | 集資金額 到期日(百萬港元) |
|----------|--|-------------|------------|------------|-------------------|
| | | 發行單位 | 上市日期 | | |
| 14390 | Goldman Sachs SP (Asia) - Sunny Optical Euro Wts Oct 2019 A | 70,000,000 | 2018/10/24 | 2019/10/31 | 17.50 |
| 14376 | J P Morgan SP BV - BOC HK European Warrants Aug 2019 A | 80,000,000 | 2018/10/24 | 2019/08/05 | 20.00 |
| 14385 | J P Morgan SP BV - CM Bank European Warrants Apr 2019 A | 80,000,000 | 2018/10/24 | 2019/04/30 | 20.16 |
| 14384 | J P Morgan SP BV - Ch Overseas European Warrants May 2019 A | 80,000,000 | 2018/10/24 | 2019/05/31 | 12.08 |
| 14379 | J P Morgan SP BV - Sinopec Corp European Warrants Feb 2019 A | 100,000,000 | 2018/10/24 | 2019/02/01 | 27.80 |
| 14374 | J P Morgan SP BV - HSBC European Put Warrants Apr 2019 A | 100,000,000 | 2018/10/24 | 2019/04/30 | 25.00 |
| 14381 | J P Morgan SP BV - Meituan European Put Warrants Apr 2019 C | 20,000,000 | 2018/10/24 | 2019/04/23 | 12.46 |
| 14380 | J P Morgan SP BV - Meituan European Put Warrants Jun 2019 B | 25,000,000 | 2018/10/24 | 2019/06/03 | 10.93 |
| 14375 | J P Morgan SP BV - SHK Ppt European Put Warrants May 2019 A | 50,000,000 | 2018/10/24 | 2019/05/02 | 15.70 |
| 14382 | J P Morgan SP BV - Xiaomi European Put Warrants Apr 2019 C | 20,000,000 | 2018/10/24 | 2019/04/23 | 18.94 |
| 14348 | Macquarie Bank Ltd. - CC Bank European Warrants May 2019 B | 32,000,000 | 2018/10/24 | 2019/05/03 | 10.11 |
| 14346 | Macquarie Bank Ltd. - CC Bank European Put Wts May 2019 A | 40,000,000 | 2018/10/24 | 2019/05/03 | 10.16 |
| 14356 | Macquarie Bank Ltd. - Hua Hong Semi European Warrants Jul19A | 26,000,000 | 2018/10/24 | 2019/07/16 | 10.01 |
| 14353 | Macquarie Bank Ltd. - Razer European Warrants Oct 2019 A | 26,000,000 | 2018/10/24 | 2019/10/16 | 10.01 |
| 14359 | Macquarie Bank Ltd. - Skyworth Digital European Wts Dec 19 A | 16,000,000 | 2018/10/24 | 2019/12/17 | 10.03 |
| 14398 | SG Issuer - AAC Tech European Put Warrants Apr 2019 B | 12,000,000 | 2018/10/24 | 2019/04/30 | 10.08 |
| 14411 | SG Issuer - AIA European Put Warrants Apr 2019 A | 40,000,000 | 2018/10/24 | 2019/04/30 | 10.00 |
| 14404 | SG Issuer - BOC HK European Warrants Jul 2019 A | 40,000,000 | 2018/10/24 | 2019/07/31 | 10.00 |
| 14413 | SG Issuer - CK Asset European Put Warrants Jun 2019 A | 35,000,000 | 2018/10/24 | 2019/06/28 | 10.15 |
| 14406 | SG Issuer - CKH Holdings European Warrants Apr 2019 A | 30,000,000 | 2018/10/24 | 2019/04/30 | 13.50 |
| 14407 | SG Issuer - CKI Holdings European Warrants Apr 2019 A | 25,000,000 | 2018/10/24 | 2019/04/30 | 10.00 |
| 14405 | SG Issuer - China Shenhua European Warrants Jul 2019 A | 80,000,000 | 2018/10/24 | 2019/07/31 | 20.00 |
| 14408 | SG Issuer - HKEX European Put Warrants May 2019 C | 20,000,000 | 2018/10/24 | 2019/05/31 | 10.00 |
| 14400 | SG Issuer - Hang Seng Bank European Put Warrants Apr 2019 A | 10,000,000 | 2018/10/24 | 2019/04/02 | 10.00 |
| 14409 | SG Issuer - Huaneng Power European Warrants Jun 2019 A | 20,000,000 | 2018/10/24 | 2019/06/28 | 11.00 |
| 14415 | SG Issuer - Tencent European Put Warrants Apr 2019 G | 20,000,000 | 2018/10/24 | 2019/04/30 | 25.00 |
| 14403 | SG Issuer - ZA Online European Warrants Apr 2019 A | 25,000,000 | 2018/10/24 | 2019/04/03 | 10.00 |
| 14371 | UBS AG - Meituan European Warrants Jun 2019 B | 100,000,000 | 2018/10/24 | 2019/06/17 | 15.10 |
| 14373 | UBS AG - Meituan European Put Warrants May 2019 A | 40,000,000 | 2018/10/24 | 2019/05/31 | 10.68 |
| 14370 | UBS AG - Xiaomi European Put Warrants Apr 2019 C | 40,000,000 | 2018/10/24 | 2019/04/30 | 11.08 |
| 14438 | BOCI Asia Ltd. - HSBC European Warrants Mar 2019 C | 80,000,000 | 2018/10/25 | 2019/03/28 | 19.52 |
| 14439 | BOCI Asia Ltd. - HSBC European Put Warrants Mar 2019 D | 50,000,000 | 2018/10/25 | 2019/03/11 | 10.35 |
| 14437 | BOCI Asia Ltd. - Ping An European Warrants Feb 2019 C | 80,000,000 | 2018/10/25 | 2019/02/22 | 28.80 |
| 14449 | BOCI Asia Ltd. - Tencent European Wts Mar 2019 G | 200,000,000 | 2018/10/25 | 2019/03/19 | 30.80 |
| 14451 | BOCI Asia Ltd. - Tencent European Wts May 2019 C | 200,000,000 | 2018/10/25 | 2019/05/28 | 30.40 |
| 14450 | BOCI Asia Ltd. - Tencent European Wts Jun 2019 A | 200,000,000 | 2018/10/25 | 2019/06/25 | 30.40 |
| 14433 | BNP Paribas Issuance B.V. - AIA European Wts Mar 2019 B | 60,000,000 | 2018/10/25 | 2019/03/04 | 10.80 |
| 14422 | BNP Paribas Issuance B.V. - China Mobile Eu Put Wt May 2019C | 40,000,000 | 2018/10/25 | 2019/05/02 | 10.80 |
| 14436 | BNP Paribas Issuance B.V. - CNOOC European Wts Apr 2019 A | 30,000,000 | 2018/10/25 | 2019/04/02 | 19.50 |
| 14434 | BNP Paribas Issuance B.V. - CNOOC European Wts Sep 2019 B | 80,000,000 | 2018/10/25 | 2019/09/03 | 12.80 |
| 14431 | BNP Paribas Issuance B.V. - ICBC European Wts Mar 2019 A | 70,000,000 | 2018/10/25 | 2019/03/04 | 10.50 |
| 14430 | BNP Paribas Issuance B.V. - ICBC European Wts Aug 2019 A | 40,000,000 | 2018/10/25 | 2019/08/02 | 11.20 |
| 14432 | BNP Paribas Issuance B.V. - Ping An European Wt Aug 2019 A | 40,000,000 | 2018/10/25 | 2019/08/02 | 20.00 |
| 14426 | BNP Paribas Issuance B.V. - Xiaomi European Warrants Jun 19A | 80,000,000 | 2018/10/25 | 2019/06/04 | 12.80 |

主板 認股權證

| 股份 代號 | 衍生權證 | 上市時之 | | | 集資金額 到期日(百萬港元) |
|----------|--|-------------|------------|------------|-------------------|
| | | 發行單位 | 上市日期 | | |
| 14428 | BNP Paribas Issuance B.V. - Xiaomi European Warrants Oct 19A | 80,000,000 | 2018/10/25 | 2019/10/03 | 20.80 |
| 14513 | Credit Suisse AG - BOC HK European Warrants Apr 2019 A | 60,000,000 | 2018/10/25 | 2019/04/24 | 15.00 |
| 14516 | Credit Suisse AG - SHK Ppt European Put Warrants Apr 2019 A | 25,000,000 | 2018/10/25 | 2019/04/30 | 10.00 |
| 14521 | Goldman Sachs SP (Asia) - China Life Euro Wts Apr 2019 A | 100,000,000 | 2018/10/25 | 2019/04/24 | 16.90 |
| 14517 | Goldman Sachs SP (Asia) - China Mobile Euro Wts Apr 2019 A | 80,000,000 | 2018/10/25 | 2019/04/03 | 18.16 |
| 14518 | Goldman Sachs SP (Asia) - China Mobile Eu Put Wts Jan 2019 B | 80,000,000 | 2018/10/25 | 2019/01/29 | 12.00 |
| 14519 | Goldman Sachs SP (Asia) - Sinopec Corp Euro Wts Jan 2019 C | 40,000,000 | 2018/10/25 | 2019/01/28 | 10.56 |
| 14520 | Goldman Sachs SP (Asia) - Xiaomi European Warrants Jun 2019A | 100,000,000 | 2018/10/25 | 2019/06/21 | 15.00 |
| 14453 | HK Bank - AAC Tech European Warrants Oct 2019 A | 100,000,000 | 2018/10/25 | 2019/10/24 | 15.00 |
| 14454 | HK Bank - China Life European Warrants Nov 2019 A | 100,000,000 | 2018/10/25 | 2019/11/22 | 15.00 |
| 14455 | HK Bank - Chinares Cement European Warrants Sep 2019 A | 80,000,000 | 2018/10/25 | 2019/09/23 | 12.00 |
| 14452 | HK Bank - Tencent European Warrants Apr 2019 D | 100,000,000 | 2018/10/25 | 2019/04/08 | 15.00 |
| 14445 | Haitong Int'l Sec - BOC HK European Warrants May 2019 A | 60,000,000 | 2018/10/25 | 2019/05/06 | 15.00 |
| 14442 | Haitong Int'l Sec - Meituan European Put Warrants Apr 2019 A | 25,000,000 | 2018/10/25 | 2019/04/25 | 10.50 |
| 14443 | Haitong Int'l Sec - Meituan European Put Warrants Apr 2019 B | 25,000,000 | 2018/10/25 | 2019/04/25 | 15.75 |
| 14446 | Haitong Int'l Sec - SHK Ppt European Warrants Apr 2019 B | 30,000,000 | 2018/10/25 | 2019/04/25 | 12.60 |
| 14512 | J P Morgan SP BV - CAM CSI300 European Warrants May 2019 B | 100,000,000 | 2018/10/25 | 2019/05/31 | 25.50 |
| 14508 | J P Morgan SP BV - HSBC European Warrants Apr 2019 B | 100,000,000 | 2018/10/25 | 2019/04/30 | 38.80 |
| 14511 | J P Morgan SP BV - Tencent European Put Warrants Apr 2019 F | 30,000,000 | 2018/10/25 | 2019/04/12 | 15.54 |
| 14493 | Macquarie Bank Ltd. - AAC Tech European Put Warrants Jul 19A | 16,000,000 | 2018/10/25 | 2019/07/03 | 10.02 |
| 14490 | Macquarie Bank Ltd. - Country Garden European Put Wts Apr21A | 40,000,000 | 2018/10/25 | 2021/04/01 | 10.00 |
| 14494 | Macquarie Bank Ltd. - COSCO Ship Hold Euro Wts Aug 2019 A | 22,000,000 | 2018/10/25 | 2019/08/02 | 10.21 |
| 14491 | Macquarie Bank Ltd. - PICC Group European Wts May 2019 B | 40,000,000 | 2018/10/25 | 2019/05/03 | 10.00 |
| 14488 | Macquarie Bank Ltd. - Wharf Holdings European Wts Nov 2019 A | 36,000,000 | 2018/10/25 | 2019/11/04 | 10.01 |
| 14477 | SG Issuer - AAC Tech European Warrants Apr 2019 C | 10,000,000 | 2018/10/25 | 2019/04/30 | 10.20 |
| 14485 | SG Issuer - Country Garden European Put Warrants Apr 2019 B | 15,000,000 | 2018/10/25 | 2019/04/30 | 10.05 |
| 14478 | SG Issuer - China Overseas European Put Warrants Apr 2019 D | 10,000,000 | 2018/10/25 | 2019/04/30 | 10.00 |
| 14480 | SG Issuer - China Unicom European Warrants Apr 2019 A | 20,000,000 | 2018/10/25 | 2019/04/30 | 12.60 |
| 14481 | SG Issuer - China Unicom European Put Warrants Jun 2019 A | 25,000,000 | 2018/10/25 | 2019/06/28 | 10.00 |
| 14469 | SG Issuer - Meituan European Warrants Apr 2019 A | 30,000,000 | 2018/10/25 | 2019/04/30 | 24.30 |
| 14475 | SG Issuer - Meituan European Put Warrants Apr 2019 B | 30,000,000 | 2018/10/25 | 2019/04/30 | 10.65 |
| 14476 | SG Issuer - Meituan European Put Warrants Apr 2019 C | 30,000,000 | 2018/10/25 | 2019/04/30 | 18.00 |
| 14463 | SG Issuer - Xiaomi European Warrants Apr 2019 F | 200,000,000 | 2018/10/25 | 2019/04/30 | 59.00 |
| 14464 | SG Issuer - Xiaomi European Put Warrants Apr 2019 G | 16,000,000 | 2018/10/25 | 2019/04/30 | 10.08 |
| 14496 | UBS AG - Sinopec Corp European Warrants Apr 2019 A | 60,000,000 | 2018/10/25 | 2019/04/24 | 28.74 |
| 14497 | UBS AG - Sinopec Corp European Warrants Apr 2019 B | 60,000,000 | 2018/10/25 | 2019/04/30 | 37.68 |
| 14501 | UBS AG - Sinopec Corp European Put Warrants Apr 2019 C | 30,000,000 | 2018/10/25 | 2019/04/24 | 16.02 |
| 14507 | UBS AG - Jiangxi Copper European Warrants Jul 2020 A | 70,000,000 | 2018/10/25 | 2020/07/20 | 17.50 |
| 14505 | UBS AG - Yanzhou Coal European Wts Sep 2019 A | 100,000,000 | 2018/10/25 | 2019/09/23 | 21.10 |
| 14416 | Bank Vontobel - CNOOC European Warrants Nov 2019 A | 70,000,000 | 2018/10/25 | 2019/11/27 | 11.20 |
| 14459 | Bank Vontobel - CSOP A50 ETF European Warrants Apr 2019 A | 30,000,000 | 2018/10/25 | 2019/04/24 | 29.43 |
| 14461 | Bank Vontobel - CSOP A50 ETF European Warrants May 2019 A | 30,000,000 | 2018/10/25 | 2019/05/17 | 12.00 |
| 14460 | Bank Vontobel - CSOP A50 ETF European Warrants Jul 2019 A | 30,000,000 | 2018/10/25 | 2019/07/08 | 10.50 |
| 14417 | Bank Vontobel - HKEX European Warrants Jun 2019 B | 70,000,000 | 2018/10/25 | 2019/06/21 | 10.50 |

主板 認股權證

| 股份 代號 | 衍生權證 | 上市時之 | | 集資金額 到期日 (百萬港元) | |
|----------|--|-------------|------------|--------------------|-------|
| | | 發行單位 | 上市日期 | | |
| 14420 | Bank Vontobel - HSBC European Warrants Jun 2019 B | 50,000,000 | 2018/10/25 | 2019/06/26 | 11.50 |
| 14456 | Bank Vontobel - Sunny Optical European Warrants Jul 2019 A | 70,000,000 | 2018/10/25 | 2019/07/22 | 10.50 |
| 14531 | BOCI Asia Ltd. - HKEX European Put Warrants Jul 2019 A | 100,000,000 | 2018/10/26 | 2019/07/24 | 19.80 |
| 14524 | BOCI Asia Ltd. - HSI European Warrants Apr 2019 B | 200,000,000 | 2018/10/26 | 2019/04/29 | 38.40 |
| 14526 | BOCI Asia Ltd. - HSI European Warrants May 2019 A | 200,000,000 | 2018/10/26 | 2019/05/30 | 49.20 |
| 14528 | BOCI Asia Ltd. - HSI European Put Warrants Apr 2019 C | 200,000,000 | 2018/10/26 | 2019/04/29 | 49.00 |
| 14529 | BOCI Asia Ltd. - HSI European Put Warrants Apr 2019 D | 200,000,000 | 2018/10/26 | 2019/04/29 | 46.00 |
| 14530 | BOCI Asia Ltd. - HSI European Put Warrants Jun 2019 A | 200,000,000 | 2018/10/26 | 2019/06/27 | 48.00 |
| 14532 | BOCI Asia Ltd. - Xiaomi European Warrants Apr 2019 B | 150,000,000 | 2018/10/26 | 2019/04/11 | 22.65 |
| 14583 | Credit Suisse AG - Agile Ppt European Warrants Jun 2019 B | 70,000,000 | 2018/10/26 | 2019/06/21 | 10.50 |
| 14580 | Credit Suisse AG - Country Garden European Warrants Jul 19 A | 60,000,000 | 2018/10/26 | 2019/07/24 | 10.80 |
| 14579 | Credit Suisse AG - HKEX European Put Warrants Jul 2019 A | 100,000,000 | 2018/10/26 | 2019/07/24 | 15.00 |
| 14582 | Credit Suisse AG - HSBC European Put Warrants Apr 2019 C | 80,000,000 | 2018/10/26 | 2019/04/25 | 20.00 |
| 14573 | Credit Suisse AG - Tracker Fund European Warrants Jun 2019 A | 70,000,000 | 2018/10/26 | 2019/06/20 | 10.50 |
| 14577 | Credit Suisse AG - Tracker Fund European Put Warrants Oct19A | 60,000,000 | 2018/10/26 | 2019/10/23 | 10.80 |
| 14564 | Goldman Sachs SP (Asia) - HKEX European Put Wts Jul 2019 A | 80,000,000 | 2018/10/26 | 2019/07/24 | 12.00 |
| 14563 | Goldman Sachs SP (Asia) - HSI European Put Wts Apr 2019 C | 150,000,000 | 2018/10/26 | 2019/04/29 | 22.50 |
| 14569 | Goldman Sachs SP (Asia) - ICBC European Warrants Apr 2019 A | 80,000,000 | 2018/10/26 | 2019/04/12 | 25.92 |
| 14568 | Goldman Sachs SP (Asia) - Tencent European Put Wt Apr 2019 D | 80,000,000 | 2018/10/26 | 2019/04/23 | 12.00 |
| 14570 | Goldman Sachs SP (Asia) - Xiaomi European Warrants Apr 2019B | 80,000,000 | 2018/10/26 | 2019/04/11 | 12.00 |
| 14561 | Haitong Int'l Sec - Meituan European Warrants Mar 2019 A | 30,000,000 | 2018/10/26 | 2019/03/12 | 15.60 |
| 14560 | J P Morgan SP BV - HSI European Put Warrants Apr 2019 I | 300,000,000 | 2018/10/26 | 2019/04/29 | 46.50 |
| 14559 | J P Morgan SP BV - HSI European Put Warrants Jun 2019 B | 300,000,000 | 2018/10/26 | 2019/06/27 | 45.00 |
| 14538 | Macquarie Bank Ltd. - CITIC Sec European Warrants May 2019 A | 20,000,000 | 2018/10/26 | 2019/05/03 | 10.26 |
| 14535 | Macquarie Bank Ltd. - CITIC Sec European Warrants Dec 2019 A | 50,000,000 | 2018/10/26 | 2019/12/03 | 12.60 |
| 14541 | Macquarie Bank Ltd. - CKH Holdings European Warrants May 19B | 22,000,000 | 2018/10/26 | 2019/05/03 | 10.03 |
| 14540 | Macquarie Bank Ltd. - Minsheng Bank European Wts May 2019 A | 35,000,000 | 2018/10/26 | 2019/05/03 | 10.01 |
| 14555 | Macquarie Bank Ltd. - R&F Ppt European Warrants Dec 2019 A | 32,000,000 | 2018/10/26 | 2019/12/03 | 10.05 |
| 14552 | SG Issuer - Ch Molybdenum European Warrants May 2019 A | 20,000,000 | 2018/10/26 | 2019/05/31 | 10.00 |
| 14546 | SG Issuer - HKEX European Put Warrants Jul 2019 B | 150,000,000 | 2018/10/26 | 2019/07/31 | 22.50 |
| 14545 | SG Issuer - HSCEI European Put Warrants Jun 2019 B | 150,000,000 | 2018/10/26 | 2019/06/27 | 24.00 |
| 14542 | SG Issuer - HSI European Put Warrants Apr 2019 G | 300,000,000 | 2018/10/26 | 2019/04/29 | 49.50 |
| 14543 | SG Issuer - HSI European Put Warrants Jun 2019 C | 300,000,000 | 2018/10/26 | 2019/06/27 | 45.00 |
| 14549 | SG Issuer - Tencent European Put Warrants May 2019 D | 150,000,000 | 2018/10/26 | 2019/05/31 | 22.50 |
| 14551 | SG Issuer - Xiaomi European Put Warrants Jul 2019 C | 80,000,000 | 2018/10/26 | 2019/07/31 | 17.20 |
| 14558 | UBS AG - CITIC Sec European Warrants Dec 2019 A | 40,000,000 | 2018/10/26 | 2019/12/24 | 10.00 |
| 14557 | UBS AG - HSI European Put Warrants Mar 2019 I | 300,000,000 | 2018/10/26 | 2019/03/28 | 64.50 |
| 14556 | UBS AG - HSI European Put Warrants Apr 2019 G | 300,000,000 | 2018/10/26 | 2019/04/29 | 46.50 |
| 14523 | Bank Vontobel - HSBC European Put Warrants Mar 2019 B | 50,000,000 | 2018/10/26 | 2019/03/15 | 11.10 |
| 14636 | BOCI Asia Ltd. - HSI European Warrants Jun 2019 B | 200,000,000 | 2018/10/29 | 2019/06/27 | 30.20 |
| 14639 | BOCI Asia Ltd. - Tencent European Wts Apr 2019 C | 200,000,000 | 2018/10/29 | 2019/04/24 | 31.20 |
| 14602 | BNP Paribas Issuance B.V. - Ali Health European Wts Jul 19 A | 80,000,000 | 2018/10/29 | 2019/07/03 | 20.80 |
| 14653 | Credit Suisse AG - R&F Ppt European Warrants May 2019 A | 60,000,000 | 2018/10/29 | 2019/05/31 | 15.00 |
| 14652 | Credit Suisse AG - Tencent Euro Put Wts May 2019 C | 120,000,000 | 2018/10/29 | 2019/05/24 | 18.00 |

主板 認股權證

| 股份 代號 | 衍生權證 | 上市時之 | | 集資金額 到期日(百萬港元) | |
|----------|--|-------------|------------|-------------------|-------|
| | | 發行單位 | 上市日期 | | |
| 14647 | Goldman Sachs SP (Asia) - CKH Holdings European Wts Feb 19 A | 60,000,000 | 2018/10/29 | 2019/02/25 | 12.90 |
| 14655 | Goldman Sachs SP (Asia) - HSI European Warrants Jun 2019 A | 150,000,000 | 2018/10/29 | 2019/06/27 | 22.50 |
| 14651 | Goldman Sachs SP (Asia) - NCI European Warrants Feb 2019 A | 60,000,000 | 2018/10/29 | 2019/02/25 | 14.40 |
| 14642 | Goldman Sachs SP (Asia) - Ping An Euro Put Wts Mar 2019 C | 80,000,000 | 2018/10/29 | 2019/03/26 | 21.36 |
| 14646 | Goldman Sachs SP (Asia) - Tencent European Put Wt Apr 2019 E | 80,000,000 | 2018/10/29 | 2019/04/10 | 13.04 |
| 14587 | HK Bank - HKEX European Warrants Jun 2019 D | 100,000,000 | 2018/10/29 | 2019/06/21 | 15.00 |
| 14600 | HK Bank - HSCEI European Put Warrants Jun 2019 A | 150,000,000 | 2018/10/29 | 2019/06/27 | 22.50 |
| 14592 | HK Bank - HSI European Warrants Apr 2019 G | 150,000,000 | 2018/10/29 | 2019/04/29 | 24.00 |
| 14594 | HK Bank - HSI European Warrants Apr 2019 H | 150,000,000 | 2018/10/29 | 2019/04/29 | 37.50 |
| 14599 | HK Bank - HSI European Put Warrants Apr 2019 I | 150,000,000 | 2018/10/29 | 2019/04/29 | 37.50 |
| 14598 | HK Bank - HSI European Put Warrants Jun 2019 B | 150,000,000 | 2018/10/29 | 2019/06/27 | 22.50 |
| 14590 | HK Bank - Ping An European Warrants Mar 2019 A | 50,000,000 | 2018/10/29 | 2019/03/04 | 13.00 |
| 14591 | HK Bank - Ping An European Put Warrants Apr 2019 A | 50,000,000 | 2018/10/29 | 2019/04/30 | 17.50 |
| 14635 | J P Morgan SP BV - China Taiping European Wts Feb 2019 A | 70,000,000 | 2018/10/29 | 2019/02/11 | 10.57 |
| 14640 | J P Morgan SP BV - HSCEI European Put Warrants Jun 2019 A | 200,000,000 | 2018/10/29 | 2019/06/27 | 30.40 |
| 14633 | J P Morgan SP BV - NCI European Warrants Feb 2019 A | 60,000,000 | 2018/10/29 | 2019/02/25 | 11.28 |
| 14631 | Macquarie Bank Ltd. - BAIC Motor European Warrants Jun 2019A | 17,000,000 | 2018/10/29 | 2019/06/25 | 10.01 |
| 14632 | Macquarie Bank Ltd. - BOCHK European Warrants May 2019 B | 38,000,000 | 2018/10/29 | 2019/05/02 | 10.03 |
| 14584 | Macquarie Bank Ltd. - BYD Company European Warrants Jul 19 A | 36,000,000 | 2018/10/29 | 2019/07/03 | 10.01 |
| 14630 | Macquarie Bank Ltd. - Car Inc European Warrants Dec 2019 A | 7,500,000 | 2018/10/29 | 2019/12/20 | 10.04 |
| 14585 | Macquarie Bank Ltd. - Baiyunshan Ph European Warrants Dec19A | 15,000,000 | 2018/10/29 | 2019/12/17 | 10.01 |
| 14586 | Macquarie Bank Ltd. - Huadian Fuxin European Warrants May20A | 21,400,000 | 2018/10/29 | 2020/05/18 | 10.02 |
| 14641 | SG Issuer - Xiaomi European Warrants Apr 2019 H | 150,000,000 | 2018/10/29 | 2019/04/02 | 24.00 |
| 14622 | UBS AG - Agricultural Bank European Warrants Mar 2019 C | 70,000,000 | 2018/10/29 | 2019/03/20 | 11.62 |
| 14619 | UBS AG - BOCL European Put Warrants Apr 2019 A | 70,000,000 | 2018/10/29 | 2019/04/23 | 11.27 |
| 14612 | UBS AG - CC Bank European Warrants Mar 2019 C | 70,000,000 | 2018/10/29 | 2019/03/26 | 21.42 |
| 14613 | UBS AG - CC Bank European Put Warrants Apr 2019 A | 50,000,000 | 2018/10/29 | 2019/04/29 | 13.30 |
| 14605 | UBS AG - CGS European Warrants Apr 2019 A | 30,000,000 | 2018/10/29 | 2019/04/29 | 10.08 |
| 14604 | UBS AG - CITIC Sec European Warrants Apr 2019 A | 60,000,000 | 2018/10/29 | 2019/04/29 | 11.16 |
| 14627 | UBS AG - CSPC Pharma European Warrants Feb 2019 C | 50,000,000 | 2018/10/29 | 2019/02/28 | 10.15 |
| 14628 | UBS AG - CSPC Pharma European Warrants Jul 2019 A | 45,000,000 | 2018/10/29 | 2019/07/15 | 11.43 |
| 14611 | UBS AG - HKEX European Put Warrants Jul 2019 A | 300,000,000 | 2018/10/29 | 2019/07/24 | 47.10 |
| 14623 | UBS AG - HSI European Warrants Jun 2019 B | 200,000,000 | 2018/10/29 | 2019/06/27 | 30.80 |
| 14624 | UBS AG - Haitong Sec European Warrants Apr 2019 A | 25,000,000 | 2018/10/29 | 2019/04/29 | 16.55 |
| 14614 | UBS AG - ICBC European Warrants Feb 2019 A | 70,000,000 | 2018/10/29 | 2019/02/26 | 16.17 |
| 14617 | UBS AG - ICBC European Put Warrants Mar 2019 A | 50,000,000 | 2018/10/29 | 2019/03/26 | 15.85 |
| 14610 | UBS AG - Sino Biopharm European Warrants Feb 2020 A | 45,000,000 | 2018/10/29 | 2020/02/21 | 10.53 |
| 25240 # | J P Morgan SP BV - HSCEI European Wts Jan 2019 A | 200,000,000 | 2018/10/29 | 2019/01/30 | 13.00 |
| 14686 | BOCI Asia Ltd. - Conch Cement European Warrants Apr 2019 A | 40,000,000 | 2018/10/30 | 2019/04/23 | 10.04 |
| 14670 | BOCI Asia Ltd. - China Mobile European Put Wts Mar 2019 A | 50,000,000 | 2018/10/30 | 2019/03/28 | 10.85 |
| 14671 | BOCI Asia Ltd. - Galaxy Ent European Warrants Mar 2019 A | 80,000,000 | 2018/10/30 | 2019/03/11 | 20.56 |
| 14699 | Credit Suisse AG - COSCO Ship Dev European Warrants Dec 19 A | 40,000,000 | 2018/10/30 | 2019/12/31 | 10.00 |
| 14698 | Credit Suisse AG - Meituan European Put Warrants Apr 2019 B | 40,000,000 | 2018/10/30 | 2019/04/29 | 14.00 |
| 14708 | Goldman Sachs SP (Asia) - Agricultural Bank Euro Wts Mar 19B | 70,000,000 | 2018/10/30 | 2019/03/20 | 10.50 |

主 板 認 股 權 證

| 股份 代號 | 衍生權證 | 上市時之 | | 集資金額 到期日(百萬港元) | |
|----------|--|-------------|------------|-------------------|-------|
| | | 發行單位 | 上市日期 | | |
| 14706 | Goldman Sachs SP (Asia) - CITIC Sec European Wts Oct 2019 A | 80,000,000 | 2018/10/30 | 2019/10/28 | 12.00 |
| 14711 | Goldman Sachs SP (Asia) - A50 China European Wts Jan 2019 B | 80,000,000 | 2018/10/30 | 2019/01/30 | 27.76 |
| 14707 | Goldman Sachs SP (Asia) - Ping An European Wts Mar 2019 D | 100,000,000 | 2018/10/30 | 2019/03/18 | 23.00 |
| 14712 | Goldman Sachs SP (Asia) - ZA Onine European Wts Apr 2019 A | 40,000,000 | 2018/10/30 | 2019/04/03 | 10.20 |
| 14691 | J P Morgan SP BV - BAIC Motor European Warrants May 2019 A | 35,000,000 | 2018/10/30 | 2019/05/02 | 10.43 |
| 14695 | J P Morgan SP BV - Galaxy Ent European Put Wts Apr 2019 D | 100,000,000 | 2018/10/30 | 2019/04/18 | 15.20 |
| 14697 | J P Morgan SP BV - HSCEI European Wts Jun 2019 B | 200,000,000 | 2018/10/30 | 2019/06/27 | 33.20 |
| 14688 | J P Morgan SP BV - HSI European Warrants Mar 2019 H | 300,000,000 | 2018/10/30 | 2019/03/28 | 45.00 |
| 14689 | J P Morgan SP BV - Kunlun Energy European Warrants Mar 2019B | 35,000,000 | 2018/10/30 | 2019/03/29 | 10.82 |
| 14690 | J P Morgan SP BV - Tencent European Put Warrants May 2019 C | 250,000,000 | 2018/10/30 | 2019/05/24 | 38.00 |
| 14659 | Macquarie Bank Ltd. - Ch LongYuan European Wts Jun 2021 A | 40,000,000 | 2018/10/30 | 2021/06/16 | 10.00 |
| 14676 | Macquarie Bank Ltd. - China South Air Euro Wts May 2019 A | 16,000,000 | 2018/10/30 | 2019/05/20 | 10.02 |
| 14675 | Macquarie Bank Ltd. - China Shenhua European Wts May 2019 A | 10,000,000 | 2018/10/30 | 2019/05/02 | 10.41 |
| 14674 | Macquarie Bank Ltd. - Guotai Junan European Warrants Dec 19A | 18,000,000 | 2018/10/30 | 2019/12/13 | 10.30 |
| 14663 | Macquarie Bank Ltd. - SJM Holdings European Wts Jul 2019 A | 11,000,000 | 2018/10/30 | 2019/07/16 | 10.01 |
| 14668 | Macquarie Bank Ltd. - WH Group European Warrants Sep 2020 A | 40,000,000 | 2018/10/30 | 2020/09/16 | 10.00 |
| 14673 | Macquarie Bank Ltd. - Zoomlion European Warrants Nov 2019 A | 15,000,000 | 2018/10/30 | 2019/11/18 | 10.01 |
| 14679 | SG Issuer - HSBC European Warrants Mar 2019 E | 80,000,000 | 2018/10/30 | 2019/03/29 | 17.60 |
| 14680 | SG Issuer - HSBC European Warrants Apr 2019 C | 80,000,000 | 2018/10/30 | 2019/04/30 | 38.00 |
| 14678 | SG Issuer - Haitong Sec European Warrants Apr 2019 B | 15,000,000 | 2018/10/30 | 2019/04/30 | 10.50 |
| 14682 | SG Issuer - Ping An European Warrants Apr 2019 B | 80,000,000 | 2018/10/30 | 2019/04/30 | 39.60 |
| 14683 | SG Issuer - Tracker Fund European Warrants Jun 2019 A | 80,000,000 | 2018/10/30 | 2019/06/28 | 12.00 |
| 14684 | SG Issuer - Tracker Fund European Warrants Jul 2019 B | 80,000,000 | 2018/10/30 | 2019/07/31 | 12.00 |
| 14703 | UBS AG - Galaxy Ent European Warrants Apr 2019 B | 30,000,000 | 2018/10/30 | 2019/04/10 | 11.64 |
| 14702 | UBS AG - HSI European Warrants Apr 2019 H | 300,000,000 | 2018/10/30 | 2019/04/29 | 45.30 |
| 14700 | UBS AG - Xiaomi European Warrants Apr 2019 D | 100,000,000 | 2018/10/30 | 2019/04/11 | 15.40 |
| 14705 | UBS AG - ZA Onine European Warrants Apr 2019 C | 30,000,000 | 2018/10/30 | 2019/04/30 | 11.28 |
| 11481 # | Credit Suisse AG - Meituan European Warrants Nov 2019 A | 150,000,000 | 2018/10/30 | 2019/11/08 | 12.15 |
| 14718 | BOCI Asia Ltd. - Ping An European Put Warrants Mar 2019 D | 70,000,000 | 2018/10/31 | 2019/03/26 | 11.06 |
| 14797 | Credit Suisse AG - AIA European Warrants Apr 2019 A | 70,000,000 | 2018/10/31 | 2019/04/30 | 35.00 |
| 14786 | Credit Suisse AG - HSBC European Wts Apr 2019 D | 100,000,000 | 2018/10/31 | 2019/04/30 | 34.00 |
| 14830 | Goldman Sachs SP (Asia) - Conch Cement European Wts Mar 19 A | 40,000,000 | 2018/10/31 | 2019/03/26 | 10.64 |
| 14832 | Goldman Sachs SP (Asia) - AIA European Warrants Mar 2019 B | 80,000,000 | 2018/10/31 | 2019/03/22 | 17.36 |
| 14833 | Goldman Sachs SP (Asia) - China Life Euro Wts Nov 2019 A | 100,000,000 | 2018/10/31 | 2019/11/22 | 15.00 |
| 14831 | Goldman Sachs SP (Asia) - CPIC European Warrants Mar 2019 A | 70,000,000 | 2018/10/31 | 2019/03/26 | 10.50 |
| 14834 | Goldman Sachs SP (Asia) - HSCEI ETF European Wts Mar 2019 A | 50,000,000 | 2018/10/31 | 2019/03/22 | 10.45 |
| 14749 | HK Bank - CAM CSI300 European Warrants Mar 2019 A | 80,000,000 | 2018/10/31 | 2019/03/29 | 12.00 |
| 14744 | HK Bank - China Mobile European Warrants Apr 2019 A | 30,000,000 | 2018/10/31 | 2019/04/30 | 15.00 |
| 14743 | HK Bank - Sinopec Corp European Warrants Apr 2019 A | 40,000,000 | 2018/10/31 | 2019/04/30 | 12.00 |
| 14748 | HK Bank - CSOP A50 ETF European Warrants Apr 2019 A | 30,000,000 | 2018/10/31 | 2019/04/30 | 10.50 |
| 14735 | HK Bank - HSI European Warrants Mar 2019 I | 150,000,000 | 2018/10/31 | 2019/03/28 | 22.50 |
| 14734 | HK Bank - Sunny Optical European Warrants Jun 2019 B | 80,000,000 | 2018/10/31 | 2019/06/25 | 12.00 |
| 14747 | HK Bank - Xiaomi European Warrants Apr 2019 A | 100,000,000 | 2018/10/31 | 2019/04/24 | 15.00 |
| 14766 | J P Morgan SP BV - AIA European Put Warrants May 2019 A | 100,000,000 | 2018/10/31 | 2019/05/02 | 25.00 |

主板 認股權證

| 股份 代號 | 衍生權證 | 上市時之 | | | 集資金額 到期日(百萬港元) |
|----------|--|-------------|------------|------------|-------------------|
| | | 發行單位 | 上市日期 | | |
| 14783 | J P Morgan SP BV - Brilliance Chi European Wts Nov 2019 A | 80,000,000 | 2018/10/31 | 2019/11/22 | 12.00 |
| 14771 | J P Morgan SP BV - CITIC Bank European Warrants Apr 2019 A | 50,000,000 | 2018/10/31 | 2019/04/23 | 11.05 |
| 14762 | J P Morgan SP BV - HKEX European Put Wts Jul 2019 B | 200,000,000 | 2018/10/31 | 2019/07/31 | 30.20 |
| 14765 | J P Morgan SP BV - HSBC European Put Warrants Jun 2019 A | 100,000,000 | 2018/10/31 | 2019/06/03 | 25.20 |
| 14784 | J P Morgan SP BV - Huaneng Power European Wts May 2019 A | 60,000,000 | 2018/10/31 | 2019/05/02 | 15.42 |
| 14769 | J P Morgan SP BV - ICBC European Put Wts Apr 2019 B | 100,000,000 | 2018/10/31 | 2019/04/30 | 15.20 |
| 14829 | J P Morgan SP BV - IGG European Warrants Jun 2019 A | 60,000,000 | 2018/10/31 | 2019/06/21 | 10.14 |
| 14772 | J P Morgan SP BV - Link REIT European Warrants Jan 2019 A | 70,000,000 | 2018/10/31 | 2019/01/31 | 10.57 |
| 14778 | J P Morgan SP BV - WH Group European Warrants Dec 2019 A | 100,000,000 | 2018/10/31 | 2019/12/19 | 15.00 |
| 14773 | J P Morgan SP BV - ZA Online European Warrants Apr 2019 A | 60,000,000 | 2018/10/31 | 2019/04/10 | 11.40 |
| 14758 | Macquarie Bank Ltd. - CSDC European Warrants Jun 2020 A | 40,000,000 | 2018/10/31 | 2020/06/22 | 10.00 |
| 14803 | Macquarie Bank Ltd. - Meituan European Put Warrants May 19 A | 16,000,000 | 2018/10/31 | 2019/05/02 | 10.21 |
| 14800 | Macquarie Bank Ltd. - Meituan European Put Warrants Jul 20 A | 40,000,000 | 2018/10/31 | 2020/07/02 | 10.00 |
| 14754 | Macquarie Bank Ltd. - Tencent European Warrants Jun 2019 A | 19,000,000 | 2018/10/31 | 2019/06/03 | 10.58 |
| 14756 | Macquarie Bank Ltd. - Tencent European Warrants Jun 2019 B | 10,000,000 | 2018/10/31 | 2019/06/03 | 10.55 |
| 14752 | Macquarie Bank Ltd. - Tencent European Put Wts May 2019 K | 40,000,000 | 2018/10/31 | 2019/05/28 | 10.16 |
| 14804 | SG Issuer - Brilliance Chi European Warrants Nov 2019 A | 100,000,000 | 2018/10/31 | 2019/11/29 | 15.00 |
| 14817 | SG Issuer - China Comm Cons European Warrants Apr 2019 B | 15,000,000 | 2018/10/31 | 2019/04/30 | 10.05 |
| 14814 | SG Issuer - China Coal European Warrants Apr 2019 A | 30,000,000 | 2018/10/31 | 2019/04/30 | 10.35 |
| 14818 | SG Issuer - China Mobile European Warrants Apr 2019 C | 60,000,000 | 2018/10/31 | 2019/04/30 | 21.60 |
| 14822 | SG Issuer - CNOOC European Warrants Apr 2019 C | 150,000,000 | 2018/10/31 | 2019/04/29 | 24.75 |
| 14805 | SG Issuer - Hang Seng Bank European Warrants Jun 2019 A | 80,000,000 | 2018/10/31 | 2019/06/28 | 12.40 |
| 14813 | SG Issuer - HSCEI European Warrants Jun 2019 C | 150,000,000 | 2018/10/31 | 2019/06/27 | 28.50 |
| 14811 | SG Issuer - HSI European Warrants May 2019 B | 300,000,000 | 2018/10/31 | 2019/05/30 | 75.00 |
| 14806 | SG Issuer - Maanshan Iron European Warrants Jun 2019 A | 15,000,000 | 2018/10/31 | 2019/06/28 | 10.50 |
| 14810 | SG Issuer - Stanchart European Warrants Apr 2019 A | 25,000,000 | 2018/10/31 | 2019/04/30 | 10.00 |
| 14825 | SG Issuer - Tencent European Warrants Mar 2019 L | 200,000,000 | 2018/10/31 | 2019/03/29 | 36.00 |
| 14826 | SG Issuer - Yanzhou Coal Eu Wt Apr 2019 A | 12,000,000 | 2018/10/31 | 2019/04/30 | 10.68 |
| 14728 | Bank Vontobel - AAC Tech European Warrants Oct 2019 A | 70,000,000 | 2018/10/31 | 2019/10/30 | 10.50 |
| 14713 | Bank Vontobel - AIA European Put Warrants Mar 2019 A | 60,000,000 | 2018/10/31 | 2019/03/11 | 10.20 |
| 14715 | Bank Vontobel - CC Bank European Put Warrants Apr 2019 B | 40,000,000 | 2018/10/31 | 2019/04/30 | 10.80 |
| 14716 | Bank Vontobel - Country Garden European Warrants Apr 2019 B | 10,000,000 | 2018/10/31 | 2019/04/30 | 10.21 |
| 14717 | Bank Vontobel - China Mobile European Put Warrants Apr 2019A | 40,000,000 | 2018/10/31 | 2019/04/01 | 11.60 |
| 14729 | Bank Vontobel - Sinopec Corp European Warrants Apr 2019 A | 30,000,000 | 2018/10/31 | 2019/04/30 | 15.00 |
| 14722 | Bank Vontobel - HSI European Warrants Apr 2019 C | 80,000,000 | 2018/10/31 | 2019/04/29 | 13.60 |
| 14723 | Bank Vontobel - HSI European Put Warrants Apr 2019 D | 80,000,000 | 2018/10/31 | 2019/04/29 | 15.20 |
| 14724 | Bank Vontobel - HSI European Put Warrants May 2019 C | 80,000,000 | 2018/10/31 | 2019/05/30 | 20.00 |
| 14732 | Bank Vontobel - SHK Ppt European Warrants Apr 2019 B | 30,000,000 | 2018/10/31 | 2019/04/30 | 12.00 |
| 14733 | Bank Vontobel - Sunny Optical European Warrants Jul 2019 B | 50,000,000 | 2018/10/31 | 2019/07/24 | 10.00 |
| 14726 | Bank Vontobel - Tencent European Warrants Jun 2019 B | 100,000,000 | 2018/10/31 | 2019/06/05 | 25.00 |
| 14725 | Bank Vontobel - Tencent European Put Warrants Apr 2019 G | 10,000,000 | 2018/10/31 | 2019/04/11 | 10.00 |
| 27071 # | J P Morgan SP BV - HSI European Warrants Feb 2019 E | 400,000,000 | 2018/10/31 | 2019/02/27 | 22.40 |
| 14880 | BOCI Asia Ltd. - Agricultural Bank European Wts Apr 2019 A | 70,000,000 | 2018/11/01 | 2019/04/23 | 10.78 |
| 14881 | BOCI Asia Ltd. - Agricultural Bank European Wts May 2019 A | 70,000,000 | 2018/11/01 | 2019/05/31 | 20.02 |

主 板 認 股 權 證

| 股份 代號 | 衍生權證 | 上市時之 | | | 集資金額 到期日 (百萬港元) |
|----------|--|-------------|------------|------------|--------------------|
| | | 發行單位 | 上市日期 | | |
| 14889 | BOCI Asia Ltd. - AIA European Warrants May 2019 A | 60,000,000 | 2018/11/01 | 2019/05/09 | 24.60 |
| 14885 | BOCI Asia Ltd. - HSBC European Warrants Apr 2019 C | 80,000,000 | 2018/11/01 | 2019/04/23 | 19.04 |
| 14886 | BOCI Asia Ltd. - HSBC European Put Warrants May 2019 A | 80,000,000 | 2018/11/01 | 2019/05/09 | 21.20 |
| 14879 | BOCI Asia Ltd. - Meituan European Warrants Dec 2019 B | 300,000,000 | 2018/11/01 | 2019/12/20 | 46.20 |
| 14882 | BOCI Asia Ltd. - Tencent European Wts Apr 2019 D | 200,000,000 | 2018/11/01 | 2019/04/30 | 74.40 |
| 14884 | BOCI Asia Ltd. - Tencent European Put Wts Apr 2019 E | 20,000,000 | 2018/11/01 | 2019/04/11 | 13.06 |
| 14883 | BOCI Asia Ltd. - Tencent European Put Wts May 2019 D | 200,000,000 | 2018/11/01 | 2019/05/24 | 34.60 |
| 14839 | BNP Paribas Issuance B.V. - HKEX European Wts Jul 2019 E | 80,000,000 | 2018/11/01 | 2019/07/03 | 14.40 |
| 14840 | BNP Paribas Issuance B.V. - HKEX Euro Put Wts Jul 2019 F | 40,000,000 | 2018/11/01 | 2019/07/03 | 13.20 |
| 14838 | BNP Paribas Issuance B.V. - HSBC European Wts May 2019 A | 40,000,000 | 2018/11/01 | 2019/05/02 | 11.60 |
| 14836 | BNP Paribas Issuance B.V. - Hang Seng Bank Eu Wt Jul 2019 A | 80,000,000 | 2018/11/01 | 2019/07/03 | 12.80 |
| 14842 | BNP Paribas Issuance B.V. - HSI European Wts Mar 2019 C | 80,000,000 | 2018/11/01 | 2019/03/28 | 12.80 |
| 14843 | BNP Paribas Issuance B.V. - HSI European Wts Apr 2019 B | 80,000,000 | 2018/11/01 | 2019/04/29 | 19.20 |
| 14845 | BNP Paribas Issuance B.V. - HSI Euro Put Wts May 2019 A | 80,000,000 | 2018/11/01 | 2019/05/30 | 20.80 |
| 14837 | BNP Paribas Issuance B.V. - Tencent European Wts Jul 2019 J | 80,000,000 | 2018/11/01 | 2019/07/03 | 26.40 |
| 14847 | BNP Paribas Issuance B.V. - Tencent Eu Put Wt Jul 2019 K | 80,000,000 | 2018/11/01 | 2019/07/03 | 20.00 |
| 14949 | Credit Suisse AG - CC Bank European Put Warrants Apr 2019 A | 50,000,000 | 2018/11/01 | 2019/04/30 | 12.50 |
| 14948 | Credit Suisse AG - Ping An European Put Warrants Apr 2019 C | 70,000,000 | 2018/11/01 | 2019/04/30 | 17.50 |
| 14951 | Credit Suisse AG - CRRC Times European Warrants Apr 2019 A | 30,000,000 | 2018/11/01 | 2019/04/30 | 15.00 |
| 14922 | Goldman Sachs SP (Asia) - HSBC European Warrants Apr 2019 B | 80,000,000 | 2018/11/01 | 2019/04/12 | 26.40 |
| 14930 | Goldman Sachs SP (Asia) - HSI European Warrants Apr 2019 D | 150,000,000 | 2018/11/01 | 2019/04/29 | 22.50 |
| 14928 | Goldman Sachs SP (Asia) - HSI European Put Wts Jun 2019 B | 150,000,000 | 2018/11/01 | 2019/06/27 | 22.50 |
| 14926 | Goldman Sachs SP (Asia) - Sunny Optical Euro Wts Jul 2019 A | 70,000,000 | 2018/11/01 | 2019/07/24 | 10.50 |
| 14927 | Goldman Sachs SP (Asia) - Tencent European Wt Apr 2019 F | 150,000,000 | 2018/11/01 | 2019/04/11 | 34.65 |
| 14925 | Goldman Sachs SP (Asia) - Tencent European Put Wt May 2019 B | 100,000,000 | 2018/11/01 | 2019/05/24 | 15.00 |
| 14868 | HK Bank - HSI European Put Warrants May 2019 B | 150,000,000 | 2018/11/01 | 2019/05/30 | 37.50 |
| 14871 | HK Bank - Tencent European Put Warrants Jun 2019 A | 150,000,000 | 2018/11/01 | 2019/06/28 | 37.50 |
| 14906 | J P Morgan SP BV - Bank of E Asia European Warrants Nov 19 A | 40,000,000 | 2018/11/01 | 2019/11/29 | 10.00 |
| 14908 | J P Morgan SP BV - CC Bank European Wts May 2019 A | 100,000,000 | 2018/11/01 | 2019/05/02 | 25.40 |
| 14902 | J P Morgan SP BV - Country Garden European Put Wt Apr 2019 A | 20,000,000 | 2018/11/01 | 2019/04/23 | 10.08 |
| 14921 | J P Morgan SP BV - CKH Holdings European Warrants Mar 2019 A | 60,000,000 | 2018/11/01 | 2019/03/01 | 10.20 |
| 14875 | J P Morgan SP BV - Cathay Pacific European Wts Oct 2020 A | 60,000,000 | 2018/11/01 | 2020/10/30 | 15.00 |
| 14910 | J P Morgan SP BV - Chinares Cement Euro Warrants Apr 2019 A | 20,000,000 | 2018/11/01 | 2019/04/23 | 10.16 |
| 14917 | J P Morgan SP BV - China Telecom European Warrants Apr 2019A | 80,000,000 | 2018/11/01 | 2019/04/23 | 14.88 |
| 14907 | J P Morgan SP BV - Dongfeng Motor European Wts Mar 2019 A | 30,000,000 | 2018/11/01 | 2019/03/29 | 10.71 |
| 14919 | J P Morgan SP BV - HSBC European Warrants Apr 2019 C | 100,000,000 | 2018/11/01 | 2019/04/16 | 36.20 |
| 14872 | J P Morgan SP BV - HSI European Warrants Jun 2019 C | 300,000,000 | 2018/11/01 | 2019/06/27 | 75.30 |
| 14873 | J P Morgan SP BV - HSI European Warrants Jun 2019 D | 300,000,000 | 2018/11/01 | 2019/06/27 | 75.00 |
| 14920 | J P Morgan SP BV - IGG European Put Warrants Dec 2019 A | 40,000,000 | 2018/11/01 | 2019/12/31 | 10.04 |
| 14918 | J P Morgan SP BV - SHK Ppt European Warrants May 2019 B | 50,000,000 | 2018/11/01 | 2019/05/02 | 17.45 |
| 14901 | J P Morgan SP BV - Sunny Optical European Put Wts May 2019 B | 50,000,000 | 2018/11/01 | 2019/05/02 | 24.00 |
| 14877 | J P Morgan SP BV - Tencent European Warrants Mar 2019 M | 250,000,000 | 2018/11/01 | 2019/03/19 | 38.00 |
| 14912 | J P Morgan SP BV - Tencent European Warrants Apr 2019 G | 250,000,000 | 2018/11/01 | 2019/04/15 | 37.50 |
| 14915 | J P Morgan SP BV - Tencent European Warrants Apr 2019 H | 250,000,000 | 2018/11/01 | 2019/04/18 | 56.50 |

主 板 認 股 權 證

| 股份 代號 | 衍生權證 | 上市時之 | | 集資金額 到期日(百萬港元) | |
|----------|--|-------------|------------|-------------------|-------|
| | | 發行單位 | 上市日期 | | |
| 14913 | J P Morgan SP BV - Tencent European Warrants May 2019 D | 250,000,000 | 2018/11/01 | 2019/05/24 | 44.75 |
| 14916 | J P Morgan SP BV - Tencent European Warrants May 2019 E | 250,000,000 | 2018/11/01 | 2019/05/02 | 78.50 |
| 14911 | J P Morgan SP BV - Wharf Reic European Warrants May 2019 A | 40,000,000 | 2018/11/01 | 2019/05/02 | 10.08 |
| 14903 | J P Morgan SP BV - CRRC Times European Warrants May 2019 A | 40,000,000 | 2018/11/01 | 2019/05/02 | 10.56 |
| 14890 | Macquarie Bank Ltd. - Bank of China European Wts Jun 2019 A | 40,000,000 | 2018/11/01 | 2019/06/04 | 10.16 |
| 14896 | Macquarie Bank Ltd. - China Mobile European Wts May 2019 A | 17,000,000 | 2018/11/01 | 2019/05/02 | 10.20 |
| 14897 | Macquarie Bank Ltd. - China Mobile Euro Put Wts Jul 2019 B | 32,000,000 | 2018/11/01 | 2019/07/02 | 10.14 |
| 14891 | Macquarie Bank Ltd. - HSBC European Warrants May 2019 A | 36,000,000 | 2018/11/01 | 2019/05/02 | 10.12 |
| 14893 | Macquarie Bank Ltd. - HSBC European Put Warrants Jul 2019 B | 29,000,000 | 2018/11/01 | 2019/07/02 | 10.15 |
| 14899 | Macquarie Bank Ltd. - Stanchart European Warrants Jul 2019 A | 28,000,000 | 2018/11/01 | 2019/07/02 | 10.08 |
| 14931 | SG Issuer - AIA European Warrants Apr 2019 B | 60,000,000 | 2018/11/01 | 2019/04/30 | 27.00 |
| 14932 | SG Issuer - MGM China European Warrants Jun 2019 B | 60,000,000 | 2018/11/01 | 2019/06/28 | 15.00 |
| 14939 | SG Issuer - MTR Corporation European Warrants Apr 2019 A | 30,000,000 | 2018/11/01 | 2019/04/30 | 10.05 |
| 14937 | SG Issuer - Meituan European Put Warrants May 2019 A | 30,000,000 | 2018/11/01 | 2019/05/31 | 10.05 |
| 14940 | SG Issuer - PetroChina European Warrants Apr 2019 A | 40,000,000 | 2018/11/01 | 2019/04/30 | 14.40 |
| 14941 | SG Issuer - PetroChina European Put Warrants Apr 2019 B | 40,000,000 | 2018/11/01 | 2019/04/30 | 10.00 |
| 14942 | SG Issuer - Sands China European Warrants Apr 2019 C | 40,000,000 | 2018/11/01 | 2019/04/30 | 12.80 |
| 14944 | SG Issuer - SHK Ppt European Warrants Apr 2019 D | 20,000,000 | 2018/11/01 | 2019/04/30 | 10.00 |
| 14933 | SG Issuer - SJM Holdings Eu Wt Dec 2020 A | 100,000,000 | 2018/11/01 | 2020/12/31 | 25.00 |
| 14945 | SG Issuer - Tencent European Warrants Apr 2019 H | 200,000,000 | 2018/11/01 | 2019/04/30 | 77.00 |
| 14946 | SG Issuer - Tencent European Warrants Apr 2019 I | 200,000,000 | 2018/11/01 | 2019/04/30 | 50.00 |
| 14947 | SG Issuer - Tencent European Put Warrants Apr 2019 J | 20,000,000 | 2018/11/01 | 2019/04/30 | 11.40 |
| 14936 | SG Issuer - Wynn Macau European Warrants May 2019 A | 40,000,000 | 2018/11/01 | 2019/05/31 | 11.80 |
| 14863 | UBS AG - AIA European Warrants Apr 2019 B | 100,000,000 | 2018/11/01 | 2019/04/30 | 42.70 |
| 14859 | UBS AG - HSBC European Warrants Apr 2019 D | 100,000,000 | 2018/11/01 | 2019/04/23 | 25.00 |
| 14854 | UBS AG - Meituan European Put Warrants May 2019 B | 11,000,000 | 2018/11/01 | 2019/05/27 | 10.08 |
| 14856 | UBS AG - Meituan European Put Warrants Aug 2019 B | 13,000,000 | 2018/11/01 | 2019/08/26 | 10.31 |
| 14867 | UBS AG - PetroChina European Warrants Apr 2019 C | 70,000,000 | 2018/11/01 | 2019/04/30 | 24.99 |
| 14852 | Bank Vontobel - SUNAC European Warrants May 2019 A | 40,000,000 | 2018/11/01 | 2019/05/03 | 10.40 |
| 14851 | Bank Vontobel - Tencent European Warrants Apr 2019 H | 100,000,000 | 2018/11/01 | 2019/04/12 | 38.50 |
| 14848 | Bank Vontobel - Tencent European Warrants Jul 2019 C | 100,000,000 | 2018/11/01 | 2019/07/04 | 54.00 |
| 14955 | BOCI Asia Ltd. - China Life European Warrants Apr 2019 A | 100,000,000 | 2018/11/02 | 2019/04/24 | 15.10 |
| 14954 | BNP Paribas Issuance B.V. - HSBC Euro Put Wts Jun 2019 B | 40,000,000 | 2018/11/02 | 2019/06/04 | 12.00 |
| 14999 | Credit Suisse AG - China Mobile European Put Wts Feb 2019 C | 70,000,000 | 2018/11/02 | 2019/02/13 | 12.60 |
| 15000 | Credit Suisse AG - Hang Seng Bank European Warrants Jun 19 A | 100,000,000 | 2018/11/02 | 2019/06/24 | 15.00 |
| 14995 | Credit Suisse AG - Sunny Optical European Warrants Sep 2019A | 100,000,000 | 2018/11/02 | 2019/09/26 | 15.00 |
| 14996 | Credit Suisse AG - Sunny Optical European Put Wts May 2019 A | 15,000,000 | 2018/11/02 | 2019/05/02 | 11.55 |
| 14998 | Credit Suisse AG - Tencent European Wts May 2019 D | 250,000,000 | 2018/11/02 | 2019/05/02 | 70.00 |
| 14997 | Credit Suisse AG - YOFC European Warrants May 2019 A | 35,000,000 | 2018/11/02 | 2019/05/02 | 11.55 |
| 14989 | Goldman Sachs SP (Asia) - HSBC European Warrants Apr 2019 C | 80,000,000 | 2018/11/02 | 2019/04/23 | 15.44 |
| 14990 | Goldman Sachs SP (Asia) - HSBC European Put Wts May 2019 A | 80,000,000 | 2018/11/02 | 2019/05/03 | 20.00 |
| 14993 | Goldman Sachs SP (Asia) - Ping An Euro Put Wts Feb 2019 E | 60,000,000 | 2018/11/02 | 2019/02/04 | 10.92 |
| 14991 | Goldman Sachs SP (Asia) - Sunny Optical Euro Wts Sep 2019 A | 70,000,000 | 2018/11/02 | 2019/09/23 | 10.50 |
| 14992 | Goldman Sachs SP (Asia) - Tencent European Wt Apr 2019 G | 150,000,000 | 2018/11/02 | 2019/04/23 | 45.15 |

主 板 認 股 權 證

| 股份 代號 | 衍生權證 | 上市時之 | | | 集資金額 到期日(百萬港元) |
|----------|---|-------------|------------|------------|-------------------|
| | | 發行單位 | 上市日期 | | |
| 14959 | HK Bank - Agricultural Bank European Warrants Jul 2019 B | 50,000,000 | 2018/11/02 | 2019/07/31 | 12.50 |
| 14957 | HK Bank - HSCEI European Warrants Jun 2019 B | 150,000,000 | 2018/11/02 | 2019/06/27 | 22.50 |
| 14961 | HK Bank - HSI European Warrants May 2019 D | 150,000,000 | 2018/11/02 | 2019/05/30 | 27.00 |
| 14956 | HK Bank - HSI European Put Warrants May 2019 C | 150,000,000 | 2018/11/02 | 2019/05/30 | 37.50 |
| 14960 | HK Bank - Sands China European Warrants May 2019 A | 40,000,000 | 2018/11/02 | 2019/05/02 | 10.00 |
| 15010 | J P Morgan SP BV - Conch Cement European Warrants May 2019 A | 40,000,000 | 2018/11/02 | 2019/05/02 | 12.52 |
| 15002 | J P Morgan SP BV - China Life European Warrants Apr 2019 B | 100,000,000 | 2018/11/02 | 2019/04/11 | 15.00 |
| 15006 | J P Morgan SP BV - CNBM European Warrants Apr 2019 A | 30,000,000 | 2018/11/02 | 2019/04/23 | 11.64 |
| 14982 | J P Morgan SP BV - HSI European Warrants Jul 2019 A | 300,000,000 | 2018/11/02 | 2019/07/30 | 75.30 |
| 15007 | J P Morgan SP BV - HSI European Put Warrants May 2019 E | 300,000,000 | 2018/11/02 | 2019/05/30 | 75.30 |
| 15004 | J P Morgan SP BV - Meituan European Warrants Dec 2019 B | 150,000,000 | 2018/11/02 | 2019/12/20 | 22.65 |
| 15003 | J P Morgan SP BV - Ping An European Warrants Mar 2019 E | 150,000,000 | 2018/11/02 | 2019/03/29 | 42.90 |
| 15001 | J P Morgan SP BV - Sands China Ltd European Put Wts May 19 A | 80,000,000 | 2018/11/02 | 2019/05/02 | 20.08 |
| 14985 | J P Morgan SP BV - Sunny Optical European Warrants Jul 2019 A | 100,000,000 | 2018/11/02 | 2019/07/24 | 15.20 |
| 15008 | J P Morgan SP BV - Tencent European Put Warrants Jun 2019 A | 250,000,000 | 2018/11/02 | 2019/06/28 | 62.50 |
| 15009 | J P Morgan SP BV - YOFC European Warrants May 2019 A | 50,000,000 | 2018/11/02 | 2019/05/02 | 15.55 |
| 14981 | Macquarie Bank Ltd. - Tencent European Warrants Jun 2019 C | 10,000,000 | 2018/11/02 | 2019/06/03 | 10.51 |
| 14980 | Macquarie Bank Ltd. - ZA Online European Warrants Sep 2019 A | 20,000,000 | 2018/11/02 | 2019/09/17 | 10.32 |
| 14964 | SG Issuer - Conch Cement European Warrants May 2019 A | 30,000,000 | 2018/11/02 | 2019/05/31 | 14.40 |
| 14962 | SG Issuer - HSI European Warrants Apr 2019 H | 300,000,000 | 2018/11/02 | 2019/04/29 | 63.00 |
| 14965 | SG Issuer - HSI European Put Warrants May 2019 C | 300,000,000 | 2018/11/02 | 2019/05/30 | 75.00 |
| 14967 | SG Issuer - HSI European Put Warrants May 2019 D | 300,000,000 | 2018/11/02 | 2019/05/30 | 75.00 |
| 14953 | SG Issuer - Meituan European Warrants Dec 2019 B | 300,000,000 | 2018/11/02 | 2019/12/31 | 45.00 |
| 14975 | UBS AG - AAC Tech European Warrants May 2019 A | 13,000,000 | 2018/11/02 | 2019/05/02 | 10.60 |
| 14976 | UBS AG - AAC Tech European Put Warrants Jun 2019 A | 11,000,000 | 2018/11/02 | 2019/06/17 | 10.19 |
| 14979 | UBS AG - China Life European Warrants May 2019 B | 200,000,000 | 2018/11/02 | 2019/05/02 | 63.20 |
| 14977 | UBS AG - China Life European Put Warrants Jan 2020 A | 100,000,000 | 2018/11/02 | 2020/01/20 | 25.20 |
| 14968 | UBS AG - Tencent European Warrants Apr 2019 C | 300,000,000 | 2018/11/02 | 2019/04/16 | 62.70 |
| 14970 | UBS AG - Tencent European Warrants Apr 2019 D | 300,000,000 | 2018/11/02 | 2019/04/16 | 98.10 |
| 14969 | UBS AG - Tencent European Warrants May 2019 B | 300,000,000 | 2018/11/02 | 2019/05/02 | 85.50 |
| 14971 | UBS AG - Tencent European Put Warrants Apr 2019 E | 300,000,000 | 2018/11/02 | 2019/04/11 | 63.90 |
| 14974 | UBS AG - Tencent European Put Warrants Apr 2019 F | 30,000,000 | 2018/11/02 | 2019/04/11 | 31.77 |
| 14972 | UBS AG - Tencent European Put Warrants Jun 2019 B | 300,000,000 | 2018/11/02 | 2019/06/17 | 75.00 |
| 15013 | BNP Paribas Issuance B.V. - CS Services European Wts Jun19 A | 60,000,000 | 2018/11/05 | 2019/06/04 | 15.60 |
| 15064 | Credit Suisse AG - CK Asset European Warrants Feb 2019 A | 70,000,000 | 2018/11/05 | 2019/02/28 | 10.50 |
| 15063 | Credit Suisse AG - China Lit European Warrants May 2019 A | 20,000,000 | 2018/11/05 | 2019/05/06 | 12.60 |
| 15060 | Credit Suisse AG - CNBM European Warrants May 2019 A | 20,000,000 | 2018/11/05 | 2019/05/06 | 14.60 |
| 15061 | Credit Suisse AG - HSBC European Put Warrants May 2019 A | 80,000,000 | 2018/11/05 | 2019/05/30 | 20.00 |
| 15065 | Credit Suisse AG - Haitong Sec European Warrants May 2019 A | 25,000,000 | 2018/11/05 | 2019/05/06 | 16.50 |
| 15067 | Credit Suisse AG - Hua Hong Semi European Warrants May 2019 A | 40,000,000 | 2018/11/05 | 2019/05/06 | 10.40 |
| 15062 | Credit Suisse AG - Ping An European Put Warrants Mar 2019 F | 80,000,000 | 2018/11/05 | 2019/03/28 | 20.00 |
| 15068 | Credit Suisse AG - Tencent European Wts Apr 2019 I | 250,000,000 | 2018/11/05 | 2019/04/16 | 82.50 |
| 15059 | Credit Suisse AG - Tencent Euro Put Wts May 2019 E | 120,000,000 | 2018/11/05 | 2019/05/31 | 30.00 |
| 15040 | Goldman Sachs SP (Asia) - China Mobile Euro Wts Apr 2019 B | 80,000,000 | 2018/11/05 | 2019/04/24 | 28.00 |

主 板 認 股 權 證

| 股份 代號 | 衍生權證 | 上市時之 | | 集資金額 到期日(百萬港元) | |
|----------|--|-------------|------------|-------------------|-------|
| | | 發行單位 | 上市日期 | | |
| 15042 | Goldman Sachs SP (Asia) - Ping An Euro Put Wts Mar 2019 E | 70,000,000 | 2018/11/05 | 2019/03/25 | 10.50 |
| 15044 | Goldman Sachs SP (Asia) - Ping An Euro Put Wts Mar 2019 F | 60,000,000 | 2018/11/05 | 2019/03/26 | 13.32 |
| 15041 | Goldman Sachs SP (Asia) - Sands China Ltd Euro Wts Mar 2019B | 80,000,000 | 2018/11/05 | 2019/03/11 | 12.00 |
| 15043 | Goldman Sachs SP (Asia) - Tencent European Put Wt May 2019 C | 100,000,000 | 2018/11/05 | 2019/05/24 | 20.00 |
| 15014 | HK Bank - Ping An European Put Warrants Mar 2019 B | 50,000,000 | 2018/11/05 | 2019/03/28 | 10.50 |
| 15015 | HK Bank - Sunny Optical European Warrants Jul 2019 A | 80,000,000 | 2018/11/05 | 2019/07/24 | 12.00 |
| 15025 | J P Morgan SP BV - CS Services European Warrants Jun 2019 A | 60,000,000 | 2018/11/05 | 2019/06/28 | 15.00 |
| 15026 | J P Morgan SP BV - China Life European Put Wts Apr 2019 C | 25,000,000 | 2018/11/05 | 2019/04/23 | 11.20 |
| 15034 | J P Morgan SP BV - China Mobile European Put Wts May 2019 B | 100,000,000 | 2018/11/05 | 2019/05/06 | 25.10 |
| 15037 | J P Morgan SP BV - A50 China European Warrants May 2019 A | 80,000,000 | 2018/11/05 | 2019/05/06 | 48.16 |
| 15036 | J P Morgan SP BV - Greatwall Motor European Wts Apr 2019 A | 40,000,000 | 2018/11/05 | 2019/04/23 | 15.00 |
| 15030 | J P Morgan SP BV - HSBC European Warrants May 2019 B | 100,000,000 | 2018/11/05 | 2019/05/06 | 25.00 |
| 15031 | J P Morgan SP BV - Hang Seng Bank European Warrants Jul 19 A | 100,000,000 | 2018/11/05 | 2019/07/02 | 15.00 |
| 15033 | J P Morgan SP BV - Hang Seng Bank European Put Wts Mar 2019A | 25,000,000 | 2018/11/05 | 2019/03/29 | 10.13 |
| 15035 | J P Morgan SP BV - Jiangxi Copper European Warrants Jul 20 A | 60,000,000 | 2018/11/05 | 2020/07/13 | 13.80 |
| 15028 | J P Morgan SP BV - Ping An European Put Warrants Mar 2019 F | 150,000,000 | 2018/11/05 | 2019/03/18 | 58.05 |
| 15024 | J P Morgan SP BV - Goldwind European Warrants Feb 2020 A | 70,000,000 | 2018/11/05 | 2020/02/11 | 10.50 |
| 15038 | J P Morgan SP BV - ZTE European Warrants Jun 2019 A | 50,000,000 | 2018/11/05 | 2019/06/05 | 12.50 |
| 15012 | Macquarie Bank Ltd. - China Coal European Wts Jul 2019 A | 36,000,000 | 2018/11/05 | 2019/07/03 | 10.12 |
| 15016 | Macquarie Bank Ltd. - CNBM European Warrants Jun 2019 A | 12,000,000 | 2018/11/05 | 2019/06/04 | 10.26 |
| 15011 | Macquarie Bank Ltd. - Mengniu Dairy European Wts Dec 2019 A | 40,000,000 | 2018/11/05 | 2019/12/03 | 10.12 |
| 15051 | SG Issuer - CHALCO European Warrants May 2019 A | 25,000,000 | 2018/11/05 | 2019/05/31 | 11.50 |
| 15047 | SG Issuer - CAM CSI300 European Warrants May 2019 B | 60,000,000 | 2018/11/05 | 2019/05/31 | 17.40 |
| 15055 | SG Issuer - CPIC Eur Wt May 2019 A | 40,000,000 | 2018/11/05 | 2019/05/31 | 10.00 |
| 15050 | SG Issuer - CSOP A50 ETF European Warrants Nov 2020 A | 200,000,000 | 2018/11/05 | 2020/11/30 | 50.00 |
| 15045 | SG Issuer - HSBC European Put Warrants May 2019 A | 80,000,000 | 2018/11/05 | 2019/05/31 | 20.00 |
| 15046 | SG Issuer - Ping An European Warrants Feb 2019 D | 80,000,000 | 2018/11/05 | 2019/02/28 | 30.40 |
| 15056 | SG Issuer - Ping An European Put Warrants Mar 2019 C | 80,000,000 | 2018/11/05 | 2019/03/29 | 13.20 |
| 15057 | SG Issuer - Ping An European Put Warrants Jul 2019 A | 80,000,000 | 2018/11/05 | 2019/07/31 | 20.00 |
| 15020 | UBS AG - Bank of E Asia European Warrants Oct 2019 A | 40,000,000 | 2018/11/05 | 2019/10/22 | 10.00 |
| 15019 | UBS AG - BOC HK European Warrants Apr 2019 A | 70,000,000 | 2018/11/05 | 2019/04/18 | 10.50 |
| 15018 | UBS AG - China EB Int'l European Warrants Jun 2020 A | 60,000,000 | 2018/11/05 | 2020/06/09 | 10.14 |
| 15023 | UBS AG - Geely Auto European Put Warrants Jun 2019 B | 65,000,000 | 2018/11/05 | 2019/06/21 | 10.73 |
| 15021 | UBS AG - HSCEI ETF European Warrants May 2019 A | 50,000,000 | 2018/11/05 | 2019/05/06 | 17.60 |
| 15017 | UBS AG - Yanzhou Coal European Wts Nov 2019 A | 100,000,000 | 2018/11/05 | 2019/11/27 | 15.00 |
| 15145 | Credit Suisse AG - BOC HK European Warrants May 2019 A | 60,000,000 | 2018/11/06 | 2019/05/06 | 15.00 |
| 15140 | Credit Suisse AG - China EB Int'l European Wts Jun 2020 A | 60,000,000 | 2018/11/06 | 2020/06/09 | 10.68 |
| 15147 | Credit Suisse AG - CS Services European Warrants May 2019 A | 50,000,000 | 2018/11/06 | 2019/05/06 | 12.50 |
| 15141 | Credit Suisse AG - CSOP A50 ETF European Warrants Mar 2019 A | 50,000,000 | 2018/11/06 | 2019/03/29 | 15.75 |
| 15143 | Credit Suisse AG - A50 China European Warrants Feb 2019 B | 50,000,000 | 2018/11/06 | 2019/02/11 | 12.50 |
| 15136 | Credit Suisse AG - HSCEI ETF European Warrants May 2019 A | 30,000,000 | 2018/11/06 | 2019/05/06 | 12.90 |
| 15138 | Credit Suisse AG - IGG European Warrants Jun 2019 A | 60,000,000 | 2018/11/06 | 2019/06/21 | 10.80 |
| 15148 | Credit Suisse AG - Meitu European Warrants Mar 2019 A | 20,000,000 | 2018/11/06 | 2019/03/01 | 12.80 |
| 15137 | Credit Suisse AG - Yanzhou Coal European Warrants Nov 2019 A | 80,000,000 | 2018/11/06 | 2019/11/27 | 12.00 |

主 板 認 股 權 證

| 股份 代號 | 衍生權證 | 上市時之 | | 集資金額 到期日 (百萬港元) | |
|----------|--|-------------|------------|--------------------|-------|
| | | 發行單位 | 上市日期 | | |
| 15126 | Goldman Sachs SP (Asia) - CITIC European Warrants May 2019 A | 60,000,000 | 2018/11/06 | 2019/05/30 | 25.08 |
| 15127 | Goldman Sachs SP (Asia) - China Unicom Euro Wts Feb 2019 B | 60,000,000 | 2018/11/06 | 2019/02/08 | 11.52 |
| 15132 | Goldman Sachs SP (Asia) - Ping An European Wts Mar 2019 G | 100,000,000 | 2018/11/06 | 2019/03/26 | 46.80 |
| 15129 | Goldman Sachs SP (Asia) - Ping An European Wts Apr 2019 A | 100,000,000 | 2018/11/06 | 2019/04/23 | 28.80 |
| 15130 | Goldman Sachs SP (Asia) - Tencent European Put Wt May 2019 D | 100,000,000 | 2018/11/06 | 2019/05/06 | 25.00 |
| 15100 | Haitong Int'l Sec - CAM CSI300 European Warrants Apr 2019 A | 65,000,000 | 2018/11/06 | 2019/04/24 | 10.40 |
| 15089 | Haitong Int'l Sec - BYD Company European Warrants Apr 2019 A | 25,000,000 | 2018/11/06 | 2019/04/23 | 10.75 |
| 15101 | Haitong Int'l Sec - CKH Holdings European Warrants May 2019A | 30,000,000 | 2018/11/06 | 2019/05/07 | 10.50 |
| 15092 | Haitong Int'l Sec - CNOOC European Warrants Sep 2019 C | 120,000,000 | 2018/11/06 | 2019/09/25 | 20.40 |
| 15085 | Haitong Int'l Sec - China Overseas European Wts Aug 2019 A | 40,000,000 | 2018/11/06 | 2019/08/29 | 10.00 |
| 15103 | Haitong Int'l Sec - CRRC European Warrants May 2019 A | 30,000,000 | 2018/11/06 | 2019/05/07 | 22.20 |
| 15098 | Haitong Int'l Sec - CSOP A50 ETF European Warrants Mar 2019A | 45,000,000 | 2018/11/06 | 2019/03/29 | 10.80 |
| 15088 | Haitong Int'l Sec - Evergrande European Warrants Jun 2019 A | 30,000,000 | 2018/11/06 | 2019/06/28 | 10.20 |
| 15094 | Haitong Int'l Sec - Geely Auto European Warrants Mar 2019 B | 80,000,000 | 2018/11/06 | 2019/03/25 | 16.00 |
| 15093 | Haitong Int'l Sec - HSBC European Warrants Mar 2019 E | 80,000,000 | 2018/11/06 | 2019/03/25 | 21.60 |
| 15075 | Haitong Int'l Sec - HSI European Warrants Apr 2019 E | 150,000,000 | 2018/11/06 | 2019/04/29 | 22.50 |
| 15077 | Haitong Int'l Sec - HSI European Warrants May 2019 C | 150,000,000 | 2018/11/06 | 2019/05/30 | 37.50 |
| 15070 | Haitong Int'l Sec - HSI European Put Warrants May 2019 A | 150,000,000 | 2018/11/06 | 2019/05/30 | 37.50 |
| 15073 | Haitong Int'l Sec - HSI European Put Warrants May 2019 B | 150,000,000 | 2018/11/06 | 2019/05/30 | 37.50 |
| 15081 | Haitong Int'l Sec - NCI European Warrants Jul 2019 A | 25,000,000 | 2018/11/06 | 2019/07/31 | 10.00 |
| 15099 | Haitong Int'l Sec - PetroChina European Warrants May 2019 A | 40,000,000 | 2018/11/06 | 2019/05/07 | 12.40 |
| 15105 | Haitong Int'l Sec - PetroChina European Warrants May 2019 B | 60,000,000 | 2018/11/06 | 2019/05/07 | 28.80 |
| 15090 | Haitong Int'l Sec - PICC Group European Warrants Apr 2019 A | 40,000,000 | 2018/11/06 | 2019/04/26 | 15.20 |
| 15095 | Haitong Int'l Sec - Ping An European Warrants May 2019 A | 70,000,000 | 2018/11/06 | 2019/05/07 | 53.20 |
| 15096 | Haitong Int'l Sec - Ping An European Warrants May 2019 B | 70,000,000 | 2018/11/06 | 2019/05/28 | 49.00 |
| 15097 | Haitong Int'l Sec - Ping An European Put Warrants May 2019 C | 70,000,000 | 2018/11/06 | 2019/05/23 | 39.90 |
| 15091 | Haitong Int'l Sec - Sands China European Warrants May 2019 A | 50,000,000 | 2018/11/06 | 2019/05/06 | 12.50 |
| 15104 | Haitong Int'l Sec - SHK Ppt European Warrants May 2019 A | 20,000,000 | 2018/11/06 | 2019/05/07 | 11.20 |
| 15086 | Haitong Int'l Sec - Tencent European Warrants Mar 2019 Q | 150,000,000 | 2018/11/06 | 2019/03/26 | 22.50 |
| 15087 | Haitong Int'l Sec - Tencent European Put Warrants Apr 2019 E | 150,000,000 | 2018/11/06 | 2019/04/23 | 33.00 |
| 15082 | Haitong Int'l Sec - Zijin Mining European Warrants Aug 2019A | 25,000,000 | 2018/11/06 | 2019/08/01 | 10.75 |
| 15111 | J P Morgan SP BV - AIA European Warrants Apr 2019 A | 100,000,000 | 2018/11/06 | 2019/04/16 | 25.20 |
| 15110 | J P Morgan SP BV - BOC HK European Warrants Sep 2019 A | 100,000,000 | 2018/11/06 | 2019/09/30 | 25.20 |
| 15114 | J P Morgan SP BV - Meituan European Put Warrants May 2019 A | 40,000,000 | 2018/11/06 | 2019/05/06 | 10.40 |
| 15113 | J P Morgan SP BV - Xiaomi European Warrants May 2019 A | 100,000,000 | 2018/11/06 | 2019/05/31 | 15.00 |
| 15124 | Macquarie Bank Ltd. - Meituan European Warrants Jun 2019 A | 13,000,000 | 2018/11/06 | 2019/06/04 | 10.65 |
| 15125 | Macquarie Bank Ltd. - Meituan European Warrants Oct 2019 A | 12,000,000 | 2018/11/06 | 2019/10/02 | 10.46 |
| 15118 | Macquarie Bank Ltd. - Ping An European Warrants Jun 2019 B | 20,000,000 | 2018/11/06 | 2019/06/04 | 10.58 |
| 15116 | Macquarie Bank Ltd. - Ping An European Put Wts Jun 2019 A | 23,000,000 | 2018/11/06 | 2019/06/04 | 10.19 |
| 15122 | Macquarie Bank Ltd. - Tencent European Warrants Jun 2019 D | 10,000,000 | 2018/11/06 | 2019/06/03 | 19.42 |
| 15119 | Macquarie Bank Ltd. - Tencent European Put Wts May 2019 L | 40,000,000 | 2018/11/06 | 2019/05/28 | 10.16 |
| 15134 | SG Issuer - BYD Company European Warrants May 2019 B | 12,000,000 | 2018/11/06 | 2019/05/31 | 10.68 |
| 15135 | SG Issuer - Galaxy Ent European Warrants May 2019 A | 60,000,000 | 2018/11/06 | 2019/05/31 | 33.00 |
| 15106 | UBS AG - CITIC Sec European Warrants Oct 2019 A | 70,000,000 | 2018/11/06 | 2019/10/28 | 10.71 |

主板 認股權證

| 股份 代號 | 衍生權證 | 上市時之 | | | 集資金額 到期日(百萬港元) |
|----------|---|-------------|------------|------------|-------------------|
| | | 發行單位 | 上市日期 | | |
| 15109 | UBS AG - China Life European Warrants Apr 2019 C | 200,000,000 | 2018/11/06 | 2019/04/29 | 30.40 |
| 15107 | UBS AG - Hang Seng Bank European Put Warrants Mar 2019 A | 20,000,000 | 2018/11/06 | 2019/03/26 | 10.46 |
| 15080 | Bank Vontobel - Conch Cement European Warrants May 2019 A | 30,000,000 | 2018/11/06 | 2019/05/06 | 10.50 |
| 15078 | Bank Vontobel - China Life European Warrants Apr 2019 A | 70,000,000 | 2018/11/06 | 2019/04/11 | 10.50 |
| 15079 | Bank Vontobel - China Unicom European Warrants May 2019 A | 20,000,000 | 2018/11/06 | 2019/05/08 | 14.02 |
| 11211 # | Credit Suisse AG - Geely Auto European Warrants Mar 2019 A | 50,000,000 | 2018/11/06 | 2019/03/29 | 13.00 |
| 15209 | Credit Suisse AG - Conch Cement European Warrants Mar 2019 B | 40,000,000 | 2018/11/07 | 2019/03/22 | 10.40 |
| 15207 | Credit Suisse AG - CNOOC European Warrants Apr 2019 A | 100,000,000 | 2018/11/07 | 2019/04/25 | 15.00 |
| 15203 | Credit Suisse AG - China State Con European Warrants May 19A | 20,000,000 | 2018/11/07 | 2019/05/06 | 12.40 |
| 15204 | Credit Suisse AG - Evergrande European Warrants May 2019 A | 40,000,000 | 2018/11/07 | 2019/05/06 | 10.00 |
| 15211 | Credit Suisse AG - Geely Auto European Warrants Apr 2019 B | 50,000,000 | 2018/11/07 | 2019/04/23 | 11.00 |
| 15202 | Credit Suisse AG - Meituan European Put Warrants May 2019 A | 40,000,000 | 2018/11/07 | 2019/05/06 | 12.00 |
| 15200 | Credit Suisse AG - Tencent European Wts Mar 2019 R | 250,000,000 | 2018/11/07 | 2019/03/29 | 37.50 |
| 15199 | Credit Suisse AG - Tencent Euro Put Wts Apr 2019 J | 120,000,000 | 2018/11/07 | 2019/04/23 | 21.60 |
| 15198 | Credit Suisse AG - Tencent Euro Put Wts May 2019 F | 120,000,000 | 2018/11/07 | 2019/05/31 | 30.00 |
| 15205 | Credit Suisse AG - Zijin Mining European Warrants May 2019 A | 40,000,000 | 2018/11/07 | 2019/05/06 | 10.00 |
| 15189 | Goldman Sachs SP (Asia) - AAC Tech Euro Wts Apr 2019 B | 40,000,000 | 2018/11/07 | 2019/04/23 | 20.52 |
| 15197 | Goldman Sachs SP (Asia) - Bank of China Euro Wts Jul 2019 A | 80,000,000 | 2018/11/07 | 2019/07/24 | 12.00 |
| 15193 | Goldman Sachs SP (Asia) - Geely Auto European Put Wts Apr19A | 70,000,000 | 2018/11/07 | 2019/04/30 | 10.50 |
| 15190 | Goldman Sachs SP (Asia) - HKEX European Put Wts Mar 2019 H | 50,000,000 | 2018/11/07 | 2019/03/22 | 21.40 |
| 15195 | Goldman Sachs SP (Asia) - Wynn Macau European Wts May 2019 A | 50,000,000 | 2018/11/07 | 2019/05/07 | 12.50 |
| 15162 | HK Bank - Tencent European Warrants May 2019 C | 100,000,000 | 2018/11/07 | 2019/05/24 | 15.00 |
| 15169 | Haitong Int'l Sec - AAC Tech European Warrants May 2019 A | 15,000,000 | 2018/11/07 | 2019/05/10 | 11.70 |
| 15170 | Haitong Int'l Sec - CNBM European Warrants Jun 2019 A | 15,000,000 | 2018/11/07 | 2019/06/28 | 12.00 |
| 15159 | Haitong Int'l Sec - HKEX European Warrants Sep 2019 A | 120,000,000 | 2018/11/07 | 2019/09/25 | 26.40 |
| 15154 | Haitong Int'l Sec - HKEX European Put Warrants May 2019 B | 30,000,000 | 2018/11/07 | 2019/05/20 | 12.60 |
| 15158 | Haitong Int'l Sec - HKEX European Put Warrants Jul 2019 A | 120,000,000 | 2018/11/07 | 2019/07/24 | 18.00 |
| 15174 | Haitong Int'l Sec - HS Bank European Warrants Jun 2019 B | 15,000,000 | 2018/11/07 | 2019/06/28 | 12.00 |
| 15172 | Haitong Int'l Sec - HS Bank European Put Warrants Mar 2019 A | 20,000,000 | 2018/11/07 | 2019/03/26 | 10.60 |
| 15163 | Haitong Int'l Sec - Xiaomi European Warrants Jun 2019 C | 150,000,000 | 2018/11/07 | 2019/06/20 | 37.50 |
| 15161 | Haitong Int'l Sec - Xiaomi European Put Warrants Apr 2019 A | 25,000,000 | 2018/11/07 | 2019/04/23 | 12.00 |
| 15186 | J P Morgan SP BV - Sinopec Corp European Warrants Apr 2019 A | 100,000,000 | 2018/11/07 | 2019/04/23 | 36.70 |
| 15185 | J P Morgan SP BV - China Unicom European Warrants Apr 2019 A | 50,000,000 | 2018/11/07 | 2019/04/23 | 11.80 |
| 15181 | J P Morgan SP BV - PICC P&C European Warrants Dec 2020 A | 100,000,000 | 2018/11/07 | 2020/12/30 | 25.10 |
| 15184 | J P Morgan SP BV - PICC Group European Warrants May 2019 A | 60,000,000 | 2018/11/07 | 2019/05/06 | 15.36 |
| 15182 | J P Morgan SP BV - Tencent European Warrants Mar 2019 N | 250,000,000 | 2018/11/07 | 2019/03/22 | 37.50 |
| 15183 | J P Morgan SP BV - Tencent European Put Warrants Apr 2019 I | 250,000,000 | 2018/11/07 | 2019/04/11 | 46.00 |
| 15153 | Macquarie Bank Ltd. - AIA European Warrants Jun 2019 A | 28,000,000 | 2018/11/07 | 2019/06/04 | 10.11 |
| 15164 | Macquarie Bank Ltd. - China Life European Wts Jun 2019 A | 14,000,000 | 2018/11/07 | 2019/06/04 | 10.25 |
| 15165 | Macquarie Bank Ltd. - China Life European Put Warrants Jul19B | 13,000,000 | 2018/11/07 | 2019/07/03 | 10.60 |
| 15166 | Macquarie Bank Ltd. - Sinopec Corp Euro Put Wts Jun 2019 A | 19,000,000 | 2018/11/07 | 2019/06/04 | 10.20 |
| 15168 | Macquarie Bank Ltd. - Kingsoft European Warrants Oct 2019 A | 36,000,000 | 2018/11/07 | 2019/10/03 | 10.04 |
| 15167 | Macquarie Bank Ltd. - Kingsoft European Put Warrants Jul 20A | 40,000,000 | 2018/11/07 | 2020/07/03 | 10.04 |
| 15212 | SG Issuer - BOC HK European Warrants Jul 2019 B | 50,000,000 | 2018/11/07 | 2019/07/31 | 12.50 |

主 板 認 股 權 證

| 股份 代號 | 衍生權證 | 上市時之 | | | 集資金額 到期日(百萬港元) |
|----------|--|-------------|------------|------------|-------------------|
| | | 發行單位 | 上市日期 | | |
| 15220 | SG Issuer - China Life European Put Warrants Jun 2019 C | 20,000,000 | 2018/11/07 | 2019/06/28 | 10.00 |
| 15219 | SG Issuer - Cathay Pac Air Euro European Warrants May 2019 A | 16,000,000 | 2018/11/07 | 2019/05/31 | 10.08 |
| 15221 | SG Issuer - Geely Auto European Warrants Apr 2019 C | 70,000,000 | 2018/11/07 | 2019/04/30 | 10.50 |
| 15216 | SG Issuer - Link REIT European Warrants May 2019 A | 25,000,000 | 2018/11/07 | 2019/05/31 | 10.00 |
| 15215 | SG Issuer - PICC P&C European Warrants May 2019 A | 10,000,000 | 2018/11/07 | 2019/05/31 | 11.30 |
| 15214 | SG Issuer - PICC Group European Warrants Apr 2019 A | 25,000,000 | 2018/11/07 | 2019/04/30 | 10.00 |
| 15222 | SG Issuer - Tencent European Warrants Mar 2019 M | 200,000,000 | 2018/11/07 | 2019/03/29 | 32.00 |
| 15179 | UBS AG - Link REIT European Warrants Feb 2019 A | 70,000,000 | 2018/11/07 | 2019/02/14 | 10.85 |
| 15180 | UBS AG - Link REIT European Warrants May 2019 B | 30,000,000 | 2018/11/07 | 2019/05/06 | 13.08 |
| 15178 | UBS AG - Link REIT European Put Warrants May 2019 A | 40,000,000 | 2018/11/07 | 2019/05/31 | 13.20 |
| 15149 | UBS AG - PICC P&C European Warrants Dec 2019 A | 100,000,000 | 2018/11/07 | 2019/12/23 | 25.00 |
| 15150 | UBS AG - PICC Group European Warrants Jun 2019 A | 30,000,000 | 2018/11/07 | 2019/06/28 | 10.92 |
| 15151 | Bank Vontobel - BOC HK European Warrants Jun 2019 A | 40,000,000 | 2018/11/07 | 2019/06/04 | 10.80 |
| 15152 | Bank Vontobel - Hang Seng Bank European Warrants Jul 2019 A | 20,000,000 | 2018/11/07 | 2019/07/04 | 16.60 |
| 15284 | Credit Suisse AG - Sinopec Corp European Warrants Apr 2019 A | 50,000,000 | 2018/11/08 | 2019/04/12 | 18.00 |
| 15273 | Credit Suisse AG - China Unicom European Warrants May 2019 A | 20,000,000 | 2018/11/08 | 2019/05/07 | 10.00 |
| 15276 | Credit Suisse AG - Fosun Intl European Warrants Oct 2019 A | 50,000,000 | 2018/11/08 | 2019/10/31 | 12.50 |
| 15279 | Credit Suisse AG - Haitong Sec European Warrants May 2019 B | 25,000,000 | 2018/11/08 | 2019/05/07 | 15.75 |
| 15282 | Credit Suisse AG - Huaneng Power European Warrants May 2019A | 30,000,000 | 2018/11/08 | 2019/05/07 | 10.50 |
| 15277 | Credit Suisse AG - Kingsoft European Warrants May 2019 A | 60,000,000 | 2018/11/08 | 2019/05/23 | 10.02 |
| 15274 | Credit Suisse AG - Maanshan Iron European Warrants May 2019A | 30,000,000 | 2018/11/08 | 2019/05/07 | 13.50 |
| 15281 | Credit Suisse AG - Mengniu Dairy European Wts May 2019 A | 50,000,000 | 2018/11/08 | 2019/05/07 | 12.50 |
| 15280 | Credit Suisse AG - PICC European Warrants May 2019 A | 20,000,000 | 2018/11/08 | 2019/05/07 | 11.60 |
| 15223 | Goldman Sachs SP (Asia) - BOC HK European Wts May 2019 A | 80,000,000 | 2018/11/08 | 2019/05/08 | 20.00 |
| 15264 | Goldman Sachs SP (Asia) - China Life Euro Wts Jul 2019 A | 100,000,000 | 2018/11/08 | 2019/07/23 | 15.00 |
| 15259 | Goldman Sachs SP (Asia) - Sinopec Corp Euro Wts Feb 2019 A | 70,000,000 | 2018/11/08 | 2019/02/08 | 10.50 |
| 15260 | Goldman Sachs SP (Asia) - HKEX European Warrants Sep 2019 A | 150,000,000 | 2018/11/08 | 2019/09/24 | 24.90 |
| 15261 | Goldman Sachs SP (Asia) - Tencent European Put Wt Apr 2019 H | 100,000,000 | 2018/11/08 | 2019/04/11 | 15.00 |
| 15250 | HK Bank - Country Garden European Warrants Apr 2019 A | 80,000,000 | 2018/11/08 | 2019/04/30 | 12.00 |
| 15248 | HK Bank - Geely Auto European Warrants Jun 2019 A | 80,000,000 | 2018/11/08 | 2019/06/28 | 20.00 |
| 15247 | HK Bank - Meituan European Warrants Jun 2019 A | 100,000,000 | 2018/11/08 | 2019/06/17 | 15.00 |
| 15237 | Haitong Int'l Sec - AAC Tech European Warrants Oct 2019 A | 150,000,000 | 2018/11/08 | 2019/10/30 | 22.50 |
| 15229 | Haitong Int'l Sec - BOC HK European Warrants May 2019 B | 80,000,000 | 2018/11/08 | 2019/05/20 | 20.00 |
| 15233 | Haitong Int'l Sec - Country Garden European Put Wts Dec 19 A | 180,000,000 | 2018/11/08 | 2019/12/23 | 36.00 |
| 15258 | Haitong Int'l Sec - Chinas Cement European Warrants Dec19A | 120,000,000 | 2018/11/08 | 2019/12/12 | 30.00 |
| 15240 | Haitong Int'l Sec - A50 China European Warrants May 2019 A | 30,000,000 | 2018/11/08 | 2019/05/09 | 10.80 |
| 15230 | Haitong Int'l Sec - Link REIT European Warrants May 2019 A | 40,000,000 | 2018/11/08 | 2019/05/10 | 12.80 |
| 15231 | Haitong Int'l Sec - Meituan European Put Warrants May 2019 A | 35,000,000 | 2018/11/08 | 2019/05/10 | 15.75 |
| 15256 | Haitong Int'l Sec - PICC European Warrants May 2019 A | 40,000,000 | 2018/11/08 | 2019/05/10 | 25.60 |
| 15257 | Haitong Int'l Sec - SJM Holdings European Warrants May 2019A | 30,000,000 | 2018/11/08 | 2019/05/10 | 22.80 |
| 15238 | Haitong Int'l Sec - Tencent European Warrants Mar 2019 R | 150,000,000 | 2018/11/08 | 2019/03/19 | 27.00 |
| 15239 | Haitong Int'l Sec - Tencent European Put Warrants May 2019 B | 150,000,000 | 2018/11/08 | 2019/05/24 | 22.50 |
| 15235 | Haitong Int'l Sec - Xiaomi European Warrants Apr 2019 B | 150,000,000 | 2018/11/08 | 2019/04/02 | 22.50 |
| 15254 | J P Morgan SP BV - CITIC Sec European Warrants Nov 2019 A | 100,000,000 | 2018/11/08 | 2019/11/11 | 15.00 |

主 板 認 股 權 證

| 股份 代號 | 衍生權證 | 上市時之 | | 集資金額 到期日(百萬港元) | |
|----------|--|-------------|------------|-------------------|-------|
| | | 發行單位 | 上市日期 | | |
| 15255 | J P Morgan SP BV - Link REIT European Put Warrants May 2019A | 40,000,000 | 2018/11/08 | 2019/05/07 | 10.04 |
| 15253 | J P Morgan SP BV - MTRC European Put Warrants Feb 2019 A | 70,000,000 | 2018/11/08 | 2019/02/21 | 10.57 |
| 15245 | Macquarie Bank Ltd. - Sunny Optical European Put Wts Jun 19A | 11,000,000 | 2018/11/08 | 2019/06/04 | 10.31 |
| 15241 | Macquarie Bank Ltd. - Tencent European Warrants Jun 2019 E | 10,000,000 | 2018/11/08 | 2019/06/03 | 42.19 |
| 15242 | Macquarie Bank Ltd. - Tencent European Put Wts Jun 2019 F | 10,000,000 | 2018/11/08 | 2019/06/03 | 24.06 |
| 15272 | SG Issuer - Geely Auto European Warrants May 2019 A | 80,000,000 | 2018/11/08 | 2019/05/31 | 22.80 |
| 15268 | SG Issuer - HSI European Warrants Apr 2019 I | 300,000,000 | 2018/11/08 | 2019/04/29 | 45.00 |
| 15267 | SG Issuer - Tencent European Put Warrants Apr 2019 K | 150,000,000 | 2018/11/08 | 2019/04/30 | 24.75 |
| 15252 | UBS AG - Cathay Pacific European Warrants Oct 2020 A | 50,000,000 | 2018/11/08 | 2020/10/22 | 10.10 |
| 15251 | UBS AG - Tencent European Put Warrants Apr 2019 G | 300,000,000 | 2018/11/08 | 2019/04/10 | 62.70 |
| 15227 | Bank Vontobel - CHALCO European Warrants May 2019 A | 30,000,000 | 2018/11/08 | 2019/05/31 | 12.00 |
| 15224 | Bank Vontobel - CK Asset European Warrants May 2019 A | 40,000,000 | 2018/11/08 | 2019/05/31 | 10.40 |
| 15225 | Bank Vontobel - Evergrande European Warrants Jun 2019 A | 30,000,000 | 2018/11/08 | 2019/06/03 | 10.89 |
| 15228 | Bank Vontobel - Sands China Ltd European Warrants Jun 2019 A | 40,000,000 | 2018/11/08 | 2019/06/24 | 10.96 |
| 15327 | Credit Suisse AG - AIA European Put Warrants Mar 2019 C | 60,000,000 | 2018/11/09 | 2019/03/29 | 21.00 |
| 15330 | Credit Suisse AG - China Life European Put Wts Jan 2020 A | 60,000,000 | 2018/11/09 | 2020/01/13 | 10.02 |
| 15328 | Credit Suisse AG - Cathay Pacific European Wts Oct 2020 A | 60,000,000 | 2018/11/09 | 2020/10/22 | 12.00 |
| 15332 | Credit Suisse AG - Geely Auto European Warrants May 2019 B | 80,000,000 | 2018/11/09 | 2019/05/31 | 20.00 |
| 15329 | Credit Suisse AG - HKEX European Put Warrants Feb 2019 A | 100,000,000 | 2018/11/09 | 2019/02/25 | 15.00 |
| 15323 | Credit Suisse AG - Ping An European Warrants Mar 2019 G | 150,000,000 | 2018/11/09 | 2019/03/29 | 25.50 |
| 15325 | Credit Suisse AG - Ping An European Put Warrants Mar 2019 H | 100,000,000 | 2018/11/09 | 2019/03/29 | 15.00 |
| 15322 | Credit Suisse AG - Tencent Euro Put Wts Apr 2019 K | 120,000,000 | 2018/11/09 | 2019/04/11 | 19.20 |
| 15321 | Credit Suisse AG - Tencent Euro Put Wts May 2019 G | 120,000,000 | 2018/11/09 | 2019/05/29 | 19.20 |
| 15320 | Credit Suisse AG - Tencent Euro Put Wts Jun 2019 B | 120,000,000 | 2018/11/09 | 2019/06/21 | 18.00 |
| 15317 | Goldman Sachs SP (Asia) - Minsheng Bank Euro Wts May 2019 A | 40,000,000 | 2018/11/09 | 2019/05/09 | 12.64 |
| 15316 | Goldman Sachs SP (Asia) - HKEX European Put Wts Feb 2019 A | 100,000,000 | 2018/11/09 | 2019/02/25 | 15.00 |
| 15318 | Goldman Sachs SP (Asia) - Tencent European Wt Feb 2019 P | 150,000,000 | 2018/11/09 | 2019/02/18 | 27.60 |
| 15319 | Goldman Sachs SP (Asia) - Tencent European Wt Apr 2019 J | 150,000,000 | 2018/11/09 | 2019/04/24 | 40.20 |
| 15314 | Goldman Sachs SP (Asia) - Tencent European Put Wt Apr 2019 I | 100,000,000 | 2018/11/09 | 2019/04/23 | 17.30 |
| 15296 | HK Bank - BOC HK European Warrants Jul 2019 B | 80,000,000 | 2018/11/09 | 2019/07/31 | 12.00 |
| 15287 | HK Bank - BOCL European Put Warrants May 2019 A | 50,000,000 | 2018/11/09 | 2019/05/31 | 12.50 |
| 15297 | HK Bank - CC Bank European Put Warrants May 2019 A | 50,000,000 | 2018/11/09 | 2019/05/08 | 12.50 |
| 15288 | HK Bank - CSOP A50 ETF European Put Warrants Nov 2019 B | 100,000,000 | 2018/11/09 | 2019/11/29 | 25.00 |
| 15291 | HK Bank - A50 China European Put Warrants Nov 2019 A | 100,000,000 | 2018/11/09 | 2019/11/29 | 25.00 |
| 15299 | HK Bank - Galaxy Ent European Put Warrants May 2019 A | 50,000,000 | 2018/11/09 | 2019/05/31 | 17.50 |
| 15298 | HK Bank - ICBC European Put Warrants May 2019 A | 50,000,000 | 2018/11/09 | 2019/05/08 | 12.50 |
| 15293 | HK Bank - Meituan European Warrants Sep 2019 B | 80,000,000 | 2018/11/09 | 2019/09/30 | 12.00 |
| 15292 | HK Bank - Sands China European Put Warrants May 2019 B | 50,000,000 | 2018/11/09 | 2019/05/08 | 12.50 |
| 15311 | Haitong Int'l Sec - CM Bank European Warrants May 2019 A | 80,000,000 | 2018/11/09 | 2019/05/15 | 20.00 |
| 15313 | Haitong Int'l Sec - CM Bank European Put Warrants May 2019 B | 80,000,000 | 2018/11/09 | 2019/05/10 | 20.00 |
| 15355 | Haitong Int'l Sec - CPIC European Warrants Apr 2019 A | 60,000,000 | 2018/11/09 | 2019/04/26 | 14.40 |
| 15354 | Haitong Int'l Sec - Geely Auto European Warrants May 2019 B | 70,000,000 | 2018/11/09 | 2019/05/20 | 17.50 |
| 15310 | Haitong Int'l Sec - HSCEI ETF European Warrants Mar 2019 A | 40,000,000 | 2018/11/09 | 2019/03/29 | 16.80 |
| 15353 | Haitong Int'l Sec - Kingsoft European Warrants Apr 2019 A | 70,000,000 | 2018/11/09 | 2019/04/17 | 14.00 |

主板 認股權證

| 股份 代號 | 衍生權證 | 上市時之 | | 集資金額 到期日 (百萬港元) | |
|----------|--|-------------|------------|--------------------|-------|
| | | 發行單位 | 上市日期 | | |
| 15312 | Haitong Int'l Sec - Meituan European Put Warrants Jun 2019 A | 40,000,000 | 2018/11/09 | 2019/06/25 | 32.00 |
| 15305 | Haitong Int'l Sec - Tencent European Warrants Apr 2019 F | 150,000,000 | 2018/11/09 | 2019/04/30 | 45.00 |
| 15307 | Haitong Int'l Sec - Tencent European Warrants Apr 2019 G | 150,000,000 | 2018/11/09 | 2019/04/30 | 30.00 |
| 15306 | Haitong Int'l Sec - Tencent European Warrants May 2019 C | 150,000,000 | 2018/11/09 | 2019/05/28 | 42.00 |
| 15350 | J P Morgan SP BV - CM Bank European Warrants May 2019 A | 80,000,000 | 2018/11/09 | 2019/05/08 | 20.08 |
| 15337 | J P Morgan SP BV - A50 China European Warrants Mar 2019 A | 100,000,000 | 2018/11/09 | 2019/03/28 | 28.80 |
| 15349 | J P Morgan SP BV - Geely Auto European Warrants Jun 2019 B | 100,000,000 | 2018/11/09 | 2019/06/28 | 25.30 |
| 15345 | J P Morgan SP BV - Genscript Bio European Warrants May 2019A | 40,000,000 | 2018/11/09 | 2019/05/08 | 10.04 |
| 15340 | J P Morgan SP BV - HKEX European Put Wts Feb 2019 A | 200,000,000 | 2018/11/09 | 2019/02/28 | 30.20 |
| 15343 | J P Morgan SP BV - HSBC European Put Warrants Mar 2019 C | 100,000,000 | 2018/11/09 | 2019/03/29 | 30.50 |
| 15334 | J P Morgan SP BV - HSCEI European Put Warrants Mar 2019 D | 200,000,000 | 2018/11/09 | 2019/03/28 | 30.20 |
| 15335 | J P Morgan SP BV - HSCEI ETF European Put Warrants May 2019A | 100,000,000 | 2018/11/09 | 2019/05/31 | 29.60 |
| 15308 | J P Morgan SP BV - HSI European Put Warrants May 2019 F | 300,000,000 | 2018/11/09 | 2019/05/30 | 75.00 |
| 15333 | J P Morgan SP BV - HSI European Put Warrants May 2019 G | 300,000,000 | 2018/11/09 | 2019/05/30 | 45.00 |
| 15351 | J P Morgan SP BV - Ping An European Warrants Mar 2019 H | 200,000,000 | 2018/11/09 | 2019/03/29 | 37.60 |
| 15338 | J P Morgan SP BV - Ping An European Put Warrants Feb 2019 C | 200,000,000 | 2018/11/09 | 2019/02/15 | 41.60 |
| 15339 | J P Morgan SP BV - Ping An European Put Warrants Mar 2019 G | 200,000,000 | 2018/11/09 | 2019/03/29 | 38.20 |
| 15309 | J P Morgan SP BV - Tencent European Put Warrants Apr 2019 J | 250,000,000 | 2018/11/09 | 2019/04/23 | 39.00 |
| 15363 | SG Issuer - CITIC Sec European Warrants Jul 2019 A | 80,000,000 | 2018/11/09 | 2019/07/31 | 13.60 |
| 15360 | SG Issuer - CM Bank European Warrants Apr 2019 B | 60,000,000 | 2018/11/09 | 2019/04/30 | 14.70 |
| 15361 | SG Issuer - CM Bank European Put Warrants Jul 2019 A | 40,000,000 | 2018/11/09 | 2019/07/31 | 10.00 |
| 15364 | SG Issuer - HKEX European Put Warrants Jun 2019 G | 150,000,000 | 2018/11/09 | 2019/06/28 | 22.50 |
| 15371 | SG Issuer - HSCEI ETF European Warrants Mar 2019 B | 50,000,000 | 2018/11/09 | 2019/03/29 | 17.00 |
| 15372 | SG Issuer - HSCEI ETF European Warrants May 2019 A | 50,000,000 | 2018/11/09 | 2019/05/31 | 29.00 |
| 15357 | SG Issuer - Meituan European Put Warrants Apr 2019 D | 30,000,000 | 2018/11/09 | 2019/04/30 | 18.60 |
| 15368 | SG Issuer - Ping An European Warrants Mar 2019 E | 80,000,000 | 2018/11/09 | 2019/03/29 | 20.40 |
| 15365 | SG Issuer - Ping An European Put Warrants Mar 2019 D | 60,000,000 | 2018/11/09 | 2019/03/29 | 15.60 |
| 15369 | SG Issuer - Ping An European Put Warrants Apr 2019 C | 80,000,000 | 2018/11/09 | 2019/04/30 | 27.60 |
| 15367 | SG Issuer - Tencent European Put Warrants Apr 2019 L | 200,000,000 | 2018/11/09 | 2019/04/30 | 32.00 |
| 15301 | UBS AG - CITIC Sec European Warrants Jul 2019 A | 70,000,000 | 2018/11/09 | 2019/07/24 | 11.13 |
| 15302 | UBS AG - CSOP A50 ETF European Warrants Apr 2019 A | 40,000,000 | 2018/11/09 | 2019/04/01 | 10.88 |
| 15304 | UBS AG - A50 China European Warrants Feb 2019 A | 25,000,000 | 2018/11/09 | 2019/02/11 | 10.00 |
| 15300 | UBS AG - HSI European Warrants Apr 2019 I | 300,000,000 | 2018/11/09 | 2019/04/29 | 45.00 |
| 15401 | Credit Suisse AG - CM Bank European Warrants Apr 2019 A | 50,000,000 | 2018/11/12 | 2019/04/23 | 25.00 |
| 15398 | Credit Suisse AG - HSCEI ETF European Warrants May 2019 B | 30,000,000 | 2018/11/12 | 2019/05/14 | 12.00 |
| 15399 | Credit Suisse AG - HSCEI ETF European Put Warrants May 2019C | 30,000,000 | 2018/11/12 | 2019/05/14 | 10.50 |
| 15403 | Credit Suisse AG - Meituan European Put Warrants May 2019 B | 40,000,000 | 2018/11/12 | 2019/05/14 | 28.00 |
| 15400 | Credit Suisse AG - Tencent European Wts Apr 2019 L | 250,000,000 | 2018/11/12 | 2019/04/24 | 37.50 |
| 15394 | Goldman Sachs SP (Asia) - AIA European Warrants Mar 2019 C | 80,000,000 | 2018/11/12 | 2019/03/11 | 12.00 |
| 15392 | Goldman Sachs SP (Asia) - CSPC Pharma Euro Wts Feb 2019 A | 60,000,000 | 2018/11/12 | 2019/02/21 | 10.02 |
| 15393 | Goldman Sachs SP (Asia) - Hengan Intl European Wts Jun 2019A | 50,000,000 | 2018/11/12 | 2019/06/28 | 19.35 |
| 15396 | Goldman Sachs SP (Asia) - HKEX European Warrants Jun 2019 E | 150,000,000 | 2018/11/12 | 2019/06/24 | 22.50 |
| 15395 | Goldman Sachs SP (Asia) - Haitong Sec Euro Wts Jun 2019 A | 40,000,000 | 2018/11/12 | 2019/06/28 | 23.96 |
| 15380 | Haitong Int'l Sec - HSI European Put Warrants Apr 2019 F | 120,000,000 | 2018/11/12 | 2019/04/29 | 18.00 |

主 板 認 股 權 證

| 股份 代號 | 衍生權證 | 上市時之 | | | 集資金額 到期日(百萬港元) |
|----------|--|-------------|------------|------------|-------------------|
| | | 發行單位 | 上市日期 | | |
| 15376 | Haitong Int'l Sec - Tencent European Put Warrants Apr 2019 H | 150,000,000 | 2018/11/12 | 2019/04/15 | 24.00 |
| 15377 | Haitong Int'l Sec - Tencent European Put Warrants Apr 2019 I | 150,000,000 | 2018/11/12 | 2019/04/30 | 33.00 |
| 15378 | J P Morgan SP BV - HSCEI ETF European Warrants May 2019 B | 100,000,000 | 2018/11/12 | 2019/05/31 | 29.10 |
| 15379 | J P Morgan SP BV - Tencent European Put Warrants Apr 2019 K | 250,000,000 | 2018/11/12 | 2019/04/10 | 39.25 |
| 15374 | Macquarie Bank Ltd. - Wynn Macau European Wts Jun 2019 A | 30,000,000 | 2018/11/12 | 2019/06/18 | 10.35 |
| 15385 | SG Issuer - CGS European Warrants May 2019 A | 22,000,000 | 2018/11/12 | 2019/05/31 | 10.34 |
| 15382 | SG Issuer - HSCEI European Warrants Dec 2019 A | 150,000,000 | 2018/11/12 | 2019/12/30 | 37.50 |
| 15381 | SG Issuer - HSI European Warrants Dec 2019 A | 300,000,000 | 2018/11/12 | 2019/12/30 | 75.00 |
| 15386 | SG Issuer - Haitong Sec European Warrants May 2019 A | 15,000,000 | 2018/11/12 | 2019/05/31 | 11.25 |
| 15390 | SG Issuer - Jiangxi Copper European Warrants May 2019 A | 10,000,000 | 2018/11/12 | 2019/05/31 | 10.40 |
| 15391 | SG Issuer - SUNAC European Warrants Apr 2019 B | 40,000,000 | 2018/11/12 | 2019/04/30 | 12.60 |
| 15417 | BOCI Asia Ltd. - CC Bank European Warrants Jul 2019 A | 70,000,000 | 2018/11/13 | 2019/07/24 | 10.78 |
| 15420 | BOCI Asia Ltd. - China Mobile European Warrants Apr 2019 B | 60,000,000 | 2018/11/13 | 2019/04/25 | 12.06 |
| 15418 | BOCI Asia Ltd. - Geely Auto European Warrants Mar 2019 C | 100,000,000 | 2018/11/13 | 2019/03/26 | 15.90 |
| 15416 | BOCI Asia Ltd. - HSCEI European Put Warrants Mar 2019 D | 100,000,000 | 2018/11/13 | 2019/03/28 | 15.10 |
| 15421 | BOCI Asia Ltd. - Ping An European Warrants Mar 2019 E | 80,000,000 | 2018/11/13 | 2019/03/22 | 24.88 |
| 15439 | BNP Paribas Issuance B.V. - PetroChina Euro Wts May 2019 A | 40,000,000 | 2018/11/13 | 2019/05/02 | 18.80 |
| 15440 | BNP Paribas Issuance B.V. - Ping An Eur Put Wts May 2019 D | 60,000,000 | 2018/11/13 | 2019/05/02 | 10.20 |
| 15442 | BNP Paribas Issuance B.V. - Sunny Optical Eu Wt Nov 2019 A | 100,000,000 | 2018/11/13 | 2019/11/04 | 19.00 |
| 15443 | BNP Paribas Issuance B.V. - Xiaomi European Warrants Jul 19A | 80,000,000 | 2018/11/13 | 2019/07/02 | 12.00 |
| 15462 | Credit Suisse AG - BOC HK European Put Warrants May 2019 B | 40,000,000 | 2018/11/13 | 2019/05/31 | 10.00 |
| 15459 | Bank of East Asia - Ping An European Put Warrants Jun 2019 A | 40,000,000 | 2018/11/13 | 2019/06/28 | 20.00 |
| 15457 | Bank of East Asia - Xiaomi European Warrants Jul 2019 A | 40,000,000 | 2018/11/13 | 2019/07/04 | 10.00 |
| 15458 | Bank of East Asia - Xiaomi European Warrants Jul 2019 B | 40,000,000 | 2018/11/13 | 2019/07/04 | 12.64 |
| 15461 | Bank of East Asia - Yanzhou Coal European Wts Nov 2019 A | 65,000,000 | 2018/11/13 | 2019/11/28 | 10.21 |
| 15460 | Bank of East Asia - Zhaojin Mining European Wts Oct 2019 A | 40,000,000 | 2018/11/13 | 2019/10/11 | 10.00 |
| 15451 | Goldman Sachs SP (Asia) - Geely Auto European Wts Feb 2019 D | 80,000,000 | 2018/11/13 | 2019/02/21 | 12.00 |
| 15454 | Goldman Sachs SP (Asia) - Ping An Euro Put Wts Mar 2019 H | 60,000,000 | 2018/11/13 | 2019/03/18 | 13.50 |
| 15450 | Goldman Sachs SP (Asia) - Tencent European Wt Feb 2019 Q | 150,000,000 | 2018/11/13 | 2019/02/19 | 22.50 |
| 15449 | Goldman Sachs SP (Asia) - Tencent European Wt Mar 2019 Q | 150,000,000 | 2018/11/13 | 2019/03/22 | 22.50 |
| 15456 | Goldman Sachs SP (Asia) - ZA Online European Wts Apr 2019 B | 50,000,000 | 2018/11/13 | 2019/04/02 | 11.35 |
| 15412 | HK Bank - CITIC Sec European Warrants Jul 2019 A | 80,000,000 | 2018/11/13 | 2019/07/29 | 12.00 |
| 15414 | HK Bank - Genscript Bio European Warrants Jul 2019 A | 80,000,000 | 2018/11/13 | 2019/07/31 | 20.00 |
| 15435 | Haitong Int'l Sec - CC Bank European Warrants May 2019 A | 60,000,000 | 2018/11/13 | 2019/05/22 | 34.80 |
| 15436 | Haitong Int'l Sec - CC Bank European Put Warrants May 2019 B | 60,000,000 | 2018/11/13 | 2019/05/29 | 15.60 |
| 15438 | Haitong Int'l Sec - CGS European Warrants May 2019 A | 25,000,000 | 2018/11/13 | 2019/05/30 | 11.25 |
| 15432 | Haitong Int'l Sec - HSBC European Warrants Jun 2019 A | 60,000,000 | 2018/11/13 | 2019/06/03 | 18.60 |
| 15433 | Haitong Int'l Sec - HSBC European Put Warrants Jun 2019 B | 60,000,000 | 2018/11/13 | 2019/06/26 | 22.20 |
| 15431 | Haitong Int'l Sec - Ping An European Warrants May 2019 D | 60,000,000 | 2018/11/13 | 2019/05/28 | 49.20 |
| 15444 | J P Morgan SP BV - Angang Steel European Warrants Mar 2019 A | 40,000,000 | 2018/11/13 | 2019/03/22 | 13.48 |
| 15445 | J P Morgan SP BV - SPDR Gold Trust European Wts May 2019 A | 40,000,000 | 2018/11/13 | 2019/05/31 | 10.24 |
| 15446 | J P Morgan SP BV - SPDR Gold Trust Euro Put Wts May 2019 B | 40,000,000 | 2018/11/13 | 2019/05/31 | 11.64 |
| 15428 | Macquarie Bank Ltd. - AAC Tech European Wts Aug 2021 A | 40,000,000 | 2018/11/13 | 2021/08/03 | 10.08 |
| 15426 | Macquarie Bank Ltd. - CC Bank European Warrants Jun 2019 A | 22,000,000 | 2018/11/13 | 2019/06/04 | 10.27 |

主 板 認 股 權 證

| 股份 代號 | 衍生權證 | 上市時之 | | | 集資金額 到期日(百萬港元) |
|----------|--|-------------|------------|------------|-------------------|
| | | 發行單位 | 上市日期 | | |
| 15429 | Macquarie Bank Ltd. - CSPC Pharma European Wts Aug 2019 A | 40,000,000 | 2018/11/13 | 2019/08/02 | 10.16 |
| 15425 | Macquarie Bank Ltd. - Ping An European Warrants Jun 2019 C | 20,000,000 | 2018/11/13 | 2019/06/04 | 10.04 |
| 15409 | SG Issuer - HSI European Put Warrants May 2019 E | 300,000,000 | 2018/11/13 | 2019/05/30 | 45.00 |
| 15411 | SG Issuer - Tencent European Put Warrants Apr 2019 M | 200,000,000 | 2018/11/13 | 2019/04/30 | 30.00 |
| 15424 | UBS AG - AIA European Warrants Apr 2019 C | 100,000,000 | 2018/11/13 | 2019/04/25 | 33.30 |
| 15423 | UBS AG - HSCEI ETF European Put Warrants May 2019 B | 40,000,000 | 2018/11/13 | 2019/05/14 | 11.08 |
| 15422 | UBS AG - Tracker Fund European Put Warrants Oct 2019 A | 70,000,000 | 2018/11/13 | 2019/10/23 | 12.67 |
| 15404 | Bank Vontobel - AIA European Put Warrants May 2019 B | 40,000,000 | 2018/11/13 | 2019/05/20 | 18.40 |
| 15408 | Bank Vontobel - CM Bank European Warrants Jun 2019 A | 50,000,000 | 2018/11/13 | 2019/06/25 | 10.00 |
| 15407 | Bank Vontobel - CSPC Pharma European Warrants Jun 2019 A | 70,000,000 | 2018/11/13 | 2019/06/21 | 10.50 |
| 15406 | Bank Vontobel - Greatwall Motor European Warrants Jul 2019 A | 17,000,000 | 2018/11/13 | 2019/07/29 | 10.20 |
| 15405 | Bank Vontobel - SUNAC European Warrants May 2019 B | 40,000,000 | 2018/11/13 | 2019/05/28 | 10.00 |
| 15477 | Credit Suisse AG - CGS European Warrants May 2019 A | 30,000,000 | 2018/11/14 | 2019/05/14 | 10.20 |
| 15475 | Credit Suisse AG - CSPC Pharma European Warrants Mar 2019 B | 60,000,000 | 2018/11/14 | 2019/03/29 | 10.02 |
| 15479 | Credit Suisse AG - Geely Auto European Warrants Apr 2019 C | 80,000,000 | 2018/11/14 | 2019/04/17 | 13.60 |
| 15478 | Credit Suisse AG - Ping An European Warrants May 2019 A | 150,000,000 | 2018/11/14 | 2019/05/14 | 60.00 |
| 15485 | Goldman Sachs SP (Asia) - AAC Tech Euro Wts Dec 2019 A | 100,000,000 | 2018/11/14 | 2019/12/16 | 15.00 |
| 15484 | Goldman Sachs SP (Asia) - BYD Company Euro Wts Feb 2019 C | 150,000,000 | 2018/11/14 | 2019/02/21 | 61.20 |
| 15486 | Goldman Sachs SP (Asia) - Ping An European Wts Mar 2019 I | 80,000,000 | 2018/11/14 | 2019/03/25 | 37.84 |
| 15488 | Goldman Sachs SP (Asia) - Ping An European Wts Mar 2019 J | 80,000,000 | 2018/11/14 | 2019/03/26 | 16.00 |
| 15489 | Goldman Sachs SP (Asia) - Ping An European Wts Mar 2019 K | 80,000,000 | 2018/11/14 | 2019/03/22 | 30.88 |
| 15468 | HK Bank - CSPC Pharma European Warrants Jun 2019 A | 100,000,000 | 2018/11/14 | 2019/06/28 | 25.00 |
| 15469 | HK Bank - PICC P&C European Warrants Dec 2020 A | 100,000,000 | 2018/11/14 | 2020/12/22 | 15.00 |
| 15482 | J P Morgan SP BV - BYD Company European Warrants Mar 2019 A | 50,000,000 | 2018/11/14 | 2019/03/01 | 11.35 |
| 15483 | J P Morgan SP BV - Minsheng Bank European Wts Jul 2019 A | 50,000,000 | 2018/11/14 | 2019/07/31 | 13.10 |
| 15481 | J P Morgan SP BV - HKEX European Warrants Feb 2019 B | 40,000,000 | 2018/11/14 | 2019/02/28 | 12.28 |
| 15480 | J P Morgan SP BV - Tencent European Put Warrants May 2019 F | 250,000,000 | 2018/11/14 | 2019/05/31 | 37.50 |
| 15470 | Macquarie Bank Ltd. - Geely Auto European Wts Jun 2019 A | 40,000,000 | 2018/11/14 | 2019/06/04 | 10.00 |
| 15471 | Macquarie Bank Ltd. - Haier Elec European Wts Dec 2019 A | 21,500,000 | 2018/11/14 | 2019/12/17 | 10.13 |
| 15473 | Macquarie Bank Ltd. - Meitu European Warrants Jun 2019 A | 10,500,000 | 2018/11/14 | 2019/06/18 | 10.25 |
| 15472 | Macquarie Bank Ltd. - NCI European Warrants Jun 2019 A | 27,000,000 | 2018/11/14 | 2019/06/04 | 10.29 |
| 15490 | SG Issuer - Bank of China European Warrants Jul 2019 A | 60,000,000 | 2018/11/14 | 2019/07/31 | 10.20 |
| 15493 | SG Issuer - BOCOM European Warrants May 2019 A | 20,000,000 | 2018/11/14 | 2019/05/31 | 10.00 |
| 15494 | SG Issuer - CC Bank European Warrants Mar 2019 B | 60,000,000 | 2018/11/14 | 2019/03/29 | 11.10 |
| 15495 | SG Issuer - Minsheng Bank European Warrants May 2019 A | 25,000,000 | 2018/11/14 | 2019/05/31 | 10.00 |
| 15497 | SG Issuer - Tencent European Warrants Apr 2019 N | 200,000,000 | 2018/11/14 | 2019/04/30 | 30.00 |
| 15500 | SG Issuer - Tencent European Put Warrants May 2019 E | 200,000,000 | 2018/11/14 | 2019/05/31 | 30.00 |
| 15496 | SG Issuer - China Vanke European Warrants May 2019 A | 40,000,000 | 2018/11/14 | 2019/05/31 | 11.20 |
| 15463 | Bank Vontobel - AAC Tech European Warrants May 2019 A | 20,000,000 | 2018/11/14 | 2019/05/29 | 13.20 |
| 15464 | Bank Vontobel - BYD Company European Warrants May 2019 A | 30,000,000 | 2018/11/14 | 2019/05/28 | 10.50 |
| 15465 | Bank Vontobel - Galaxy Ent European Put Warrants Jun 2019 A | 40,000,000 | 2018/11/14 | 2019/06/14 | 15.60 |
| 15466 | Bank Vontobel - Ping An European Put Warrants Apr 2019 C | 30,000,000 | 2018/11/14 | 2019/04/08 | 10.20 |
| 15467 | Bank Vontobel - Ping An European Put Warrants May 2019 A | 30,000,000 | 2018/11/14 | 2019/05/20 | 18.00 |
| 15553 | Credit Suisse AG - Ch Molybdenum European Wts May 2019 A | 30,000,000 | 2018/11/15 | 2019/05/14 | 12.60 |

主 板 認 股 權 證

| 股份 代號 | 衍生權證 | 上市時之 | | | 集資金額 到期日(百萬港元) |
|----------|--|-------------|------------|------------|-------------------|
| | | 發行單位 | 上市日期 | | |
| 15552 | Credit Suisse AG - Jiangxi Copper European Wts May 2020 A | 80,000,000 | 2018/11/15 | 2020/05/29 | 20.00 |
| 15550 | Credit Suisse AG - Kingdee Int'l European Warrants Jun 2019A | 70,000,000 | 2018/11/15 | 2019/06/11 | 10.50 |
| 15551 | Credit Suisse AG - Nexteer European Warrants Jun 2019 A | 60,000,000 | 2018/11/15 | 2019/06/24 | 10.20 |
| 15546 | Credit Suisse AG - SMIC European Warrants Dec 2019 A | 80,000,000 | 2018/11/15 | 2019/12/20 | 13.60 |
| 15554 | Credit Suisse AG - Xiaomi European Warrants Sep 2019 A | 150,000,000 | 2018/11/15 | 2019/09/30 | 37.50 |
| 15535 | Goldman Sachs SP (Asia) - CC Bank Euro Put Wts Apr 2019 A | 80,000,000 | 2018/11/15 | 2019/04/18 | 12.56 |
| 15532 | Goldman Sachs SP (Asia) - Ch Comm Cons Euro Wts Feb 2019 A | 40,000,000 | 2018/11/15 | 2019/02/26 | 11.32 |
| 15536 | Goldman Sachs SP (Asia) - Ping An European Wts Mar 2019 L | 80,000,000 | 2018/11/15 | 2019/03/25 | 40.48 |
| 15537 | Goldman Sachs SP (Asia) - Ping An Euro Put Wts Apr 2019 B | 80,000,000 | 2018/11/15 | 2019/04/23 | 12.00 |
| 15534 | Goldman Sachs SP (Asia) - Wynn Macau European Wts Apr 2019 A | 50,000,000 | 2018/11/15 | 2019/04/03 | 10.00 |
| 15512 | HK Bank - AIA European Warrants Jun 2019 A | 50,000,000 | 2018/11/15 | 2019/06/05 | 12.50 |
| 15513 | HK Bank - AIA European Put Warrants May 2019 A | 40,000,000 | 2018/11/15 | 2019/05/14 | 10.00 |
| 15509 | HK Bank - HKEX European Put Warrants Jun 2019 E | 80,000,000 | 2018/11/15 | 2019/06/28 | 12.00 |
| 15514 | HK Bank - Ping An European Warrants Mar 2019 C | 50,000,000 | 2018/11/15 | 2019/03/29 | 12.00 |
| 15508 | HK Bank - Tencent European Warrants Apr 2019 E | 80,000,000 | 2018/11/15 | 2019/04/30 | 12.80 |
| 15510 | HK Bank - Tracker Fund European Warrants Jul 2019 A | 100,000,000 | 2018/11/15 | 2019/07/31 | 15.00 |
| 15526 | Haitong Int'l Sec - Tencent European Warrants Jun 2019 E | 150,000,000 | 2018/11/15 | 2019/06/27 | 37.50 |
| 15525 | Haitong Int'l Sec - Tencent European Put Warrants Jun 2019 D | 150,000,000 | 2018/11/15 | 2019/06/06 | 37.50 |
| 15524 | Haitong Int'l Sec - Tencent European Put Warrants Jul 2019 A | 150,000,000 | 2018/11/15 | 2019/07/30 | 37.50 |
| 15531 | J P Morgan SP BV - Bank of China European Wts Mar 2019 B | 100,000,000 | 2018/11/15 | 2019/03/29 | 15.10 |
| 15530 | J P Morgan SP BV - CC Bank European Wts Mar 2019 B | 100,000,000 | 2018/11/15 | 2019/03/01 | 15.00 |
| 15528 | J P Morgan SP BV - China Mobile European Wts Apr 2019 B | 100,000,000 | 2018/11/15 | 2019/04/30 | 16.00 |
| 15555 | J P Morgan SP BV - CSPC Pharma European Warrants Jul 2019 A | 60,000,000 | 2018/11/15 | 2019/07/31 | 15.00 |
| 15527 | J P Morgan SP BV - Tencent European Warrants Mar 2019 O | 250,000,000 | 2018/11/15 | 2019/03/25 | 37.50 |
| 15518 | Macquarie Bank Ltd. - CGN Power European Warrants Jul 2019 A | 40,000,000 | 2018/11/15 | 2019/07/03 | 10.20 |
| 15520 | Macquarie Bank Ltd. - KB Laminates European Wts Mar 2020 A | 40,000,000 | 2018/11/15 | 2020/03/17 | 10.16 |
| 15519 | Macquarie Bank Ltd. - Sinopharm European Warrants Jul 2019 A | 19,000,000 | 2018/11/15 | 2019/07/03 | 10.30 |
| 15516 | Macquarie Bank Ltd. - SUNAC European Put Warrants Jun 2019 A | 38,000,000 | 2018/11/15 | 2019/06/04 | 10.18 |
| 15515 | Macquarie Bank Ltd. - Tencent European Put Wts Jul 2019D | 17,300,000 | 2018/11/15 | 2019/07/02 | 10.47 |
| 15517 | Macquarie Bank Ltd. - Want Want China European Wts Jul 2019A | 12,300,000 | 2018/11/15 | 2019/07/03 | 10.22 |
| 15538 | SG Issuer - AAC Tech European Warrants Dec 2019 A | 100,000,000 | 2018/11/15 | 2019/12/31 | 15.00 |
| 15539 | SG Issuer - BOC HK European Warrants Apr 2019 A | 70,000,000 | 2018/11/15 | 2019/04/30 | 10.50 |
| 15540 | SG Issuer - BYD Company European Warrants Jun 2019 B | 15,000,000 | 2018/11/15 | 2019/06/28 | 10.05 |
| 10053 | SG Issuer - Nikkei 225 European Warrants Mar 2019 A | 100,000,000 | 2018/11/15 | 2019/03/08 | 15.00 |
| 10057 | SG Issuer - Nikkei 225 European Warrants Jun 2019 A | 100,000,000 | 2018/11/15 | 2019/06/14 | 25.00 |
| 10060 | SG Issuer - Nikkei 225 European Warrants Sep 2019 A | 100,000,000 | 2018/11/15 | 2019/09/13 | 25.00 |
| 10055 | SG Issuer - Nikkei 225 European Put Warrants Mar 2019 B | 100,000,000 | 2018/11/15 | 2019/03/08 | 15.00 |
| 10058 | SG Issuer - Nikkei 225 European Put Warrants Jun 2019 B | 100,000,000 | 2018/11/15 | 2019/06/14 | 25.00 |
| 10061 | SG Issuer - Nikkei 225 European Put Warrants Sep 2019 B | 100,000,000 | 2018/11/15 | 2019/09/13 | 25.00 |
| 15542 | SG Issuer - Sunny Optical European Warrants Oct 2019 A | 100,000,000 | 2018/11/15 | 2019/10/31 | 17.00 |
| 15543 | SG Issuer - Xiaomi European Warrants Dec 2019 A | 150,000,000 | 2018/11/15 | 2019/12/31 | 37.50 |
| 15545 | SG Issuer - Yanzhou Coal Eu Wt Sep 2019 B | 100,000,000 | 2018/11/15 | 2019/09/30 | 15.00 |
| 15522 | UBS AG - Ping An European Put Warrants Apr 2019 B | 100,000,000 | 2018/11/15 | 2019/04/01 | 16.60 |
| 15523 | UBS AG - Tencent European Put Warrants Apr 2019 H | 300,000,000 | 2018/11/15 | 2019/04/16 | 46.20 |

主板 認股權證

| 股份 代號 | 衍生權證 | 上市時之 | | | 集資金額 到期日(百萬港元) |
|----------|--|-------------|------------|------------|-------------------|
| | | 發行單位 | 上市日期 | | |
| 15521 | UBS AG - Wynn Macau European Warrants Jun 2019 A | 60,000,000 | 2018/11/15 | 2019/06/17 | 17.40 |
| 15502 | Bank Vontobel - AIA European Warrants May 2019 C | 40,000,000 | 2018/11/15 | 2019/05/15 | 10.80 |
| 15505 | Bank Vontobel - Bank of China European Warrants Mar 2019 A | 70,000,000 | 2018/11/15 | 2019/03/28 | 10.50 |
| 15503 | Bank Vontobel - CNOOC European Warrants Mar 2019 A | 30,000,000 | 2018/11/15 | 2019/03/29 | 10.50 |
| 15507 | Bank Vontobel - Galaxy Ent European Warrants Apr 2019 B | 50,000,000 | 2018/11/15 | 2019/04/30 | 10.00 |
| 15504 | Bank Vontobel - HKEX European Warrants Apr 2019 A | 80,000,000 | 2018/11/15 | 2019/04/01 | 12.00 |
| 15501 | Bank Vontobel - Lenovo European Warrants Mar 2019 B | 40,000,000 | 2018/11/15 | 2019/03/27 | 10.40 |
| 15506 | Bank Vontobel - Tencent European Warrants Jun 2019 C | 100,000,000 | 2018/11/15 | 2019/06/21 | 15.00 |
| 15568 | Credit Suisse AG - AAC Tech European Warrants May 2019 A | 20,000,000 | 2018/11/16 | 2019/05/15 | 15.00 |
| 15560 | Credit Suisse AG - Ch Comm Cons European Warrants May 2019 A | 25,000,000 | 2018/11/16 | 2019/05/15 | 12.50 |
| 15567 | Credit Suisse AG - CICC European Warrants May 2019 A | 50,000,000 | 2018/11/16 | 2019/05/15 | 12.50 |
| 15562 | Credit Suisse AG - Minsheng Bank European Wts May 2019 A | 30,000,000 | 2018/11/16 | 2019/05/15 | 10.80 |
| 15559 | Credit Suisse AG - China Mer Port European Warrants Jul 19 A | 50,000,000 | 2018/11/16 | 2019/07/31 | 12.50 |
| 15558 | Credit Suisse AG - China Shenhua European Wts Jul 2019 A | 70,000,000 | 2018/11/16 | 2019/07/31 | 17.50 |
| 15561 | Credit Suisse AG - Lee & Man Paper European Warrants Dec 19A | 60,000,000 | 2018/11/16 | 2019/12/16 | 10.80 |
| 15570 | Goldman Sachs SP (Asia) - CKA European Warrants Feb 2019 A | 70,000,000 | 2018/11/16 | 2019/02/21 | 10.50 |
| 15569 | Goldman Sachs SP (Asia) - China Mobile Euro Wts Feb 2019 C | 80,000,000 | 2018/11/16 | 2019/02/25 | 14.24 |
| 15573 | Goldman Sachs SP (Asia) - Galaxy Ent European Wts Mar 2019 D | 80,000,000 | 2018/11/16 | 2019/03/11 | 12.00 |
| 15571 | Goldman Sachs SP (Asia) - Sands China Ltd Euro Wts Mar 2019C | 80,000,000 | 2018/11/16 | 2019/03/22 | 12.00 |
| 15572 | Goldman Sachs SP (Asia) - Tracker Fund European Wts Jun 19 A | 70,000,000 | 2018/11/16 | 2019/06/20 | 10.50 |
| 15557 | J P Morgan SP BV - SMIC European Wts Oct 2020 A | 70,000,000 | 2018/11/16 | 2020/10/09 | 12.11 |
| 15575 | SG Issuer - HSI European Warrants Apr 2019 J | 300,000,000 | 2018/11/16 | 2019/04/29 | 46.50 |
| 15556 | Bank Vontobel - Meituan European Warrants Sep 2019 A | 70,000,000 | 2018/11/16 | 2019/09/25 | 10.50 |
| 15601 | Credit Suisse AG - Genscript Bio European Warrants May 2019A | 30,000,000 | 2018/11/19 | 2019/05/20 | 10.20 |
| 15602 | Credit Suisse AG - Xiaomi European Warrants May 2019 A | 150,000,000 | 2018/11/19 | 2019/05/31 | 24.75 |
| 15598 | Goldman Sachs SP (Asia) - Bank of China Euro Wts May 2019 A | 80,000,000 | 2018/11/19 | 2019/05/20 | 20.00 |
| 15596 | Goldman Sachs SP (Asia) - CC Bank European Wts Apr 2019 B | 80,000,000 | 2018/11/19 | 2019/04/24 | 25.12 |
| 15594 | Goldman Sachs SP (Asia) - HKEX European Warrants Jun 2019 F | 150,000,000 | 2018/11/19 | 2019/06/21 | 22.50 |
| 15600 | Goldman Sachs SP (Asia) - HSI European Warrants Apr 2019 E | 150,000,000 | 2018/11/19 | 2019/04/29 | 22.50 |
| 15595 | Goldman Sachs SP (Asia) - Tencent European Wt Apr 2019 K | 150,000,000 | 2018/11/19 | 2019/04/12 | 33.90 |
| 15580 | HK Bank - CM Bank European Warrants Jul 2019 A | 50,000,000 | 2018/11/19 | 2019/07/31 | 12.50 |
| 15576 | HK Bank - Tencent European Put Warrants May 2019 D | 100,000,000 | 2018/11/19 | 2019/05/31 | 15.00 |
| 15578 | HK Bank - Tencent European Put Warrants May 2019 E | 100,000,000 | 2018/11/19 | 2019/05/31 | 15.00 |
| 15587 | Haitong Int'l Sec - Minsheng Bank European Warrants May 19 C | 35,000,000 | 2018/11/19 | 2019/05/31 | 10.15 |
| 15588 | J P Morgan SP BV - CICC European Warrants Jun 2019 A | 50,000,000 | 2018/11/19 | 2019/06/28 | 12.60 |
| 15585 | Macquarie Bank Ltd. - Ping An European Put Wts Jul 2019 A | 22,000,000 | 2018/11/19 | 2019/07/03 | 10.21 |
| 15603 | SG Issuer - Kunlun Energy European Warrants May 2019 A | 13,000,000 | 2018/11/19 | 2019/05/31 | 10.01 |
| 15586 | UBS AG - Tencent European Warrants Apr 2019 I | 300,000,000 | 2018/11/19 | 2019/04/08 | 45.00 |
| 15581 | Bank Vontobel - AAC Tech European Warrants May 2019 B | 14,000,000 | 2018/11/19 | 2019/05/20 | 10.09 |
| 15582 | Bank Vontobel - China Shenhua European Warrants Jul 2019 A | 40,000,000 | 2018/11/19 | 2019/07/29 | 10.00 |
| 15614 | BOCI Asia Ltd. - AAC Tech European Warrants May 2019 A | 20,000,000 | 2018/11/20 | 2019/05/20 | 14.16 |
| 15615 | BOCI Asia Ltd. - Sinopec Corp European Warrants Apr 2019 B | 50,000,000 | 2018/11/20 | 2019/04/23 | 27.80 |
| 15616 | BOCI Asia Ltd. - HSBC European Warrants Apr 2019 D | 80,000,000 | 2018/11/20 | 2019/04/29 | 12.32 |
| 15618 | BOCI Asia Ltd. - Tencent European Put Wts May 2019 E | 200,000,000 | 2018/11/20 | 2019/05/30 | 31.40 |

主 板 認 股 權 證

| 股份 代號 | 衍生權證 | 上市時之 | | 集資金額 到期日(百萬港元) | |
|----------|--|-------------|------------|-------------------|-------|
| | | 發行單位 | 上市日期 | | |
| 15613 | BOCI Asia Ltd. - Xiaomi European Warrants Jun 2019 A | 150,000,000 | 2018/11/20 | 2019/06/21 | 22.50 |
| 15605 | BNP Paribas Issuance B.V. - Bank of China Euro Wt Aug 2019 A | 70,000,000 | 2018/11/20 | 2019/08/02 | 12.60 |
| 15606 | BNP Paribas Issuance B.V. - Evergrande Euro Wts Jul 2019 A | 50,000,000 | 2018/11/20 | 2019/07/03 | 12.50 |
| 15609 | BNP Paribas Issuance B.V. - Lenovo European Wts Jun 2019 A | 40,000,000 | 2018/11/20 | 2019/06/04 | 10.80 |
| 15607 | BNP Paribas Issuance B.V. - Tencent European Wts Jun 2019 A | 80,000,000 | 2018/11/20 | 2019/06/04 | 24.80 |
| 15608 | BNP Paribas Issuance B.V. - Tencent European Wts Oct 2019 C | 80,000,000 | 2018/11/20 | 2019/10/03 | 23.20 |
| 15638 | Credit Suisse AG - Tencent European Wts May 2019 H | 250,000,000 | 2018/11/20 | 2019/05/31 | 37.50 |
| 15632 | Goldman Sachs SP (Asia) - AAC Tech Euro Wts May 2019 A | 40,000,000 | 2018/11/20 | 2019/05/20 | 17.84 |
| 15636 | Goldman Sachs SP (Asia) - CSOP A50 ETF Euro Wts Mar 2019 A | 50,000,000 | 2018/11/20 | 2019/03/26 | 23.65 |
| 15637 | Goldman Sachs SP (Asia) - HSI European Put Wts Apr 2019 F | 150,000,000 | 2018/11/20 | 2019/04/29 | 22.50 |
| 15634 | Goldman Sachs SP (Asia) - Ping An European Wts Mar 2019 M | 80,000,000 | 2018/11/20 | 2019/03/22 | 17.12 |
| 15631 | Goldman Sachs SP (Asia) - Tencent European Wt May 2019 E | 150,000,000 | 2018/11/20 | 2019/05/21 | 22.50 |
| 15624 | J P Morgan SP BV - AAC Tech European Warrants Apr 2019 B | 25,000,000 | 2018/11/20 | 2019/04/30 | 11.13 |
| 15630 | J P Morgan SP BV - Country Garden European Wts Mar 2020 A | 100,000,000 | 2018/11/20 | 2020/03/26 | 21.10 |
| 15623 | J P Morgan SP BV - R&F Ppt European Warrants May 2019 A | 60,000,000 | 2018/11/20 | 2019/05/31 | 11.64 |
| 15628 | J P Morgan SP BV - Zijin Mining European Warrants Jul 2019 A | 40,000,000 | 2018/11/20 | 2019/07/12 | 10.04 |
| 15611 | Macquarie Bank Ltd. - AIA European Warrants Jul 2019 A | 23,000,000 | 2018/11/20 | 2019/07/03 | 10.14 |
| 15619 | UBS AG - Tencent European Put Warrants Apr 2019 J | 30,000,000 | 2018/11/20 | 2019/04/23 | 11.37 |
| 15621 | UBS AG - Tencent European Put Warrants Apr 2019 K | 300,000,000 | 2018/11/20 | 2019/04/23 | 47.70 |
| 15620 | UBS AG - Tencent European Put Warrants May 2019 C | 300,000,000 | 2018/11/20 | 2019/05/21 | 46.50 |
| 15672 | Credit Suisse AG - BAIC Motor European Warrants May 2019 B | 20,000,000 | 2018/11/21 | 2019/05/20 | 11.60 |
| 15673 | Credit Suisse AG - Lenovo European Warrants May 2019 A | 40,000,000 | 2018/11/21 | 2019/05/20 | 12.80 |
| 15667 | Goldman Sachs SP (Asia) - AIA European Warrants Apr 2019 A | 80,000,000 | 2018/11/21 | 2019/04/12 | 34.40 |
| 15664 | Goldman Sachs SP (Asia) - China Unicom Euro Wts Apr 2019 A | 60,000,000 | 2018/11/21 | 2019/04/23 | 20.40 |
| 15668 | Goldman Sachs SP (Asia) - A50 China European Wts Mar 2019 A | 60,000,000 | 2018/11/21 | 2019/03/22 | 21.24 |
| 15670 | Goldman Sachs SP (Asia) - Meituan European Warrants Mar 19 B | 40,000,000 | 2018/11/21 | 2019/03/12 | 17.72 |
| 15665 | Goldman Sachs SP (Asia) - Ping An European Wts Apr 2019 C | 80,000,000 | 2018/11/21 | 2019/04/29 | 58.24 |
| 15651 | HK Bank - AAC Tech European Warrants Jul 2021 A | 100,000,000 | 2018/11/21 | 2021/07/27 | 15.00 |
| 15647 | HK Bank - HSCEI European Warrants Dec 2019 A | 180,000,000 | 2018/11/21 | 2019/12/30 | 27.00 |
| 15646 | HK Bank - HSI European Warrants Dec 2019 A | 200,000,000 | 2018/11/21 | 2019/12/30 | 30.00 |
| 15650 | HK Bank - Tencent European Warrants Jun 2019 B | 100,000,000 | 2018/11/21 | 2019/06/25 | 15.00 |
| 15652 | Haitong Int'l Sec - CAM CSI300 European Warrants Sep 2019 A | 80,000,000 | 2018/11/21 | 2019/09/30 | 20.00 |
| 15653 | Haitong Int'l Sec - PetroChina European Euro Put Wts Feb 19A | 55,000,000 | 2018/11/21 | 2019/02/28 | 14.85 |
| 15674 | Haitong Int'l Sec - Tencent European Put Warrants Jun 2019 F | 100,000,000 | 2018/11/21 | 2019/06/21 | 15.00 |
| 15654 | J P Morgan SP BV - CNOOC European Put Warrants Mar 2019 B | 40,000,000 | 2018/11/21 | 2019/03/11 | 11.28 |
| 15656 | J P Morgan SP BV - PetroChina European Warrants Apr 2019 B | 80,000,000 | 2018/11/21 | 2019/04/30 | 22.80 |
| 15644 | Macquarie Bank Ltd. - CICC European Warrants Dec 2019 A | 35,000,000 | 2018/11/21 | 2019/12/17 | 10.22 |
| 15645 | Macquarie Bank Ltd. - Xinyi Solar European Warrants Dec 19 A | 15,500,000 | 2018/11/21 | 2019/12/17 | 10.17 |
| 15658 | SG Issuer - AAC Tech European Warrants May 2019 A | 12,000,000 | 2018/11/21 | 2019/05/31 | 10.08 |
| 15659 | SG Issuer - CNOOC European Warrants May 2019 B | 12,000,000 | 2018/11/21 | 2019/05/31 | 10.56 |
| 15661 | SG Issuer - CSPC Pharma European Warrants Jul 2019 A | 50,000,000 | 2018/11/21 | 2019/07/31 | 10.00 |
| 15657 | SG Issuer - HSCEI European Warrants Jul 2019 A | 150,000,000 | 2018/11/21 | 2019/07/30 | 22.50 |
| 15660 | SG Issuer - Zijin Mining European Warrants May 2019 A | 30,000,000 | 2018/11/21 | 2019/05/31 | 10.20 |
| 15642 | Bank Vontobel - Agricultural Bank European Warrants Jul 19 A | 60,000,000 | 2018/11/21 | 2019/07/29 | 10.80 |

主 板 認 股 權 證

| 股份 代號 | 衍生權證 | 上市時之 | | 集資金額 到期日(百萬港元) | |
|----------|--|-------------|------------|-------------------|-------|
| | | 發行單位 | 上市日期 | | |
| 15643 | Bank Vontobel - Sinopec Corp European Warrants Jun 2019 A | 40,000,000 | 2018/11/21 | 2019/06/28 | 12.00 |
| 15639 | Bank Vontobel - ICBC European Warrants Jul 2019 A | 40,000,000 | 2018/11/21 | 2019/07/29 | 10.00 |
| 15711 | Credit Suisse AG - AIA European Warrants Mar 2019 D | 70,000,000 | 2018/11/22 | 2019/03/29 | 23.45 |
| 15710 | Credit Suisse AG - China Telecom European Wts Mar 2019 A | 70,000,000 | 2018/11/22 | 2019/03/29 | 10.50 |
| 15708 | Credit Suisse AG - PetroChina European Warrants May 2019 A | 50,000,000 | 2018/11/22 | 2019/05/21 | 18.00 |
| 15712 | Credit Suisse AG - Tencent European Wts May 2019 J | 250,000,000 | 2018/11/22 | 2019/05/28 | 37.50 |
| 15707 | Credit Suisse AG - Tencent Euro Put Wts May 2019 I | 120,000,000 | 2018/11/22 | 2019/05/28 | 18.00 |
| 15699 | Goldman Sachs SP (Asia) - CC Bank European Wts Mar 2019 C | 80,000,000 | 2018/11/22 | 2019/03/26 | 12.72 |
| 15701 | Goldman Sachs SP (Asia) - Galaxy Ent Euro Put Wts Mar 2019 E | 60,000,000 | 2018/11/22 | 2019/03/11 | 10.02 |
| 15702 | Goldman Sachs SP (Asia) - HKEX European Warrants Nov 2019 A | 150,000,000 | 2018/11/22 | 2019/11/26 | 22.50 |
| 15705 | Goldman Sachs SP (Asia) - HSI European Put Wts Apr 2019 G | 150,000,000 | 2018/11/22 | 2019/04/29 | 22.50 |
| 15703 | Goldman Sachs SP (Asia) - Tencent European Wt May 2019 F | 150,000,000 | 2018/11/22 | 2019/05/24 | 33.75 |
| 15698 | J P Morgan SP BV - Evergrande European Put Warrants Jun 19 B | 50,000,000 | 2018/11/22 | 2019/06/06 | 12.50 |
| 15695 | Macquarie Bank Ltd. - Agricultural Bank Euro Wts Jul 2019 A | 40,000,000 | 2018/11/22 | 2019/07/03 | 10.04 |
| 15688 | Macquarie Bank Ltd. - China Life European Wts Apr 2020 A | 40,000,000 | 2018/11/22 | 2020/04/02 | 10.08 |
| 15690 | Macquarie Bank Ltd. - Sinopec Corp European Wts Jun 2019 B | 33,000,000 | 2018/11/22 | 2019/06/04 | 10.07 |
| 15693 | Macquarie Bank Ltd. - HKEX European Warrants Jun 2019 C | 10,000,000 | 2018/11/22 | 2019/06/04 | 10.29 |
| 15692 | Macquarie Bank Ltd. - HKEX European Put Warrants Oct 2019 B | 19,000,000 | 2018/11/22 | 2019/10/03 | 10.17 |
| 15687 | Macquarie Bank Ltd. - HSBC European Warrants Jun 2019 B | 19,500,000 | 2018/11/22 | 2019/06/04 | 10.20 |
| 15686 | Macquarie Bank Ltd. - HSBC European Warrants Apr 2020 A | 40,000,000 | 2018/11/22 | 2020/04/02 | 10.08 |
| 15691 | Macquarie Bank Ltd. - ICBC European Warrants Jul 2019 A | 40,000,000 | 2018/11/22 | 2019/07/03 | 10.04 |
| 15689 | Macquarie Bank Ltd. - PetroChina European Put Wts Jun 2019 A | 20,000,000 | 2018/11/22 | 2019/06/04 | 10.24 |
| 15717 | SG Issuer - China Life European Warrants May 2019 B | 15,000,000 | 2018/11/22 | 2019/05/31 | 10.05 |
| 15718 | SG Issuer - ICBC European Warrants May 2019 A | 60,000,000 | 2018/11/22 | 2019/05/31 | 15.00 |
| 15719 | SG Issuer - Ping An European Warrants May 2019 A | 80,000,000 | 2018/11/22 | 2019/05/31 | 20.00 |
| 15721 | SG Issuer - Tencent European Warrants Apr 2019 O | 200,000,000 | 2018/11/22 | 2019/04/30 | 36.00 |
| 15722 | SG Issuer - Tencent European Put Warrants May 2019 F | 200,000,000 | 2018/11/22 | 2019/05/31 | 30.00 |
| 15684 | Bank Vontobel - CITIC Sec European Warrants Jul 2019 A | 70,000,000 | 2018/11/22 | 2019/07/31 | 10.50 |
| 15678 | Bank Vontobel - CK Asset European Warrants Aug 2019 A | 40,000,000 | 2018/11/22 | 2019/08/26 | 10.40 |
| 15682 | Bank Vontobel - JIANG European Warrants Jun 2019 A | 15,000,000 | 2018/11/22 | 2019/06/05 | 12.60 |
| 15677 | Bank Vontobel - Kingsoft European Warrants Jun 2019 A | 80,000,000 | 2018/11/22 | 2019/06/06 | 12.00 |
| 15732 | BNP Paribas Issuance B.V. - HSBC European Wts Jul 2019 E | 70,000,000 | 2018/11/23 | 2019/07/03 | 11.20 |
| 15733 | BNP Paribas Issuance B.V. - Tencent European Wts Jun 2019 B | 70,000,000 | 2018/11/23 | 2019/06/04 | 11.20 |
| 15730 | BNP Paribas Issuance B.V. - Tencent European Wts Jul 2019 L | 80,000,000 | 2018/11/23 | 2019/07/03 | 15.20 |
| 15731 | BNP Paribas Issuance B.V. - Tencent European Wts Oct 2019 D | 80,000,000 | 2018/11/23 | 2019/10/03 | 22.40 |
| 15748 | Credit Suisse AG - China East Air European Wts Apr 2019 A | 25,000,000 | 2018/11/23 | 2019/04/25 | 11.25 |
| 15753 | Credit Suisse AG - CK Asset European Warrants Jun 2019 A | 50,000,000 | 2018/11/23 | 2019/06/10 | 12.50 |
| 15742 | Credit Suisse AG - CRRC European Warrants May 2019 A | 30,000,000 | 2018/11/23 | 2019/05/22 | 15.90 |
| 15744 | Credit Suisse AG - COSCO Sh Hold European Warrants May 2019A | 40,000,000 | 2018/11/23 | 2019/05/22 | 10.00 |
| 15747 | Credit Suisse AG - Galaxy Ent European Put Wts Apr 2019 B | 50,000,000 | 2018/11/23 | 2019/04/26 | 10.00 |
| 15743 | Credit Suisse AG - ICBC European Warrants Mar 2019 A | 70,000,000 | 2018/11/23 | 2019/03/29 | 10.50 |
| 15751 | Credit Suisse AG - PICC European Warrants Mar 2019 B | 35,000,000 | 2018/11/23 | 2019/03/01 | 10.15 |
| 15759 | Credit Suisse AG - ZTE European Warrants May 2019 A | 40,000,000 | 2018/11/23 | 2019/05/22 | 15.20 |
| 15762 | Goldman Sachs SP (Asia) - China Life Euro Wts Oct 2019 A | 150,000,000 | 2018/11/23 | 2019/10/18 | 22.50 |

主板 認股權證

| 股份 代號 | 衍生權證 | 上市時之 | | | 集資金額 到期日(百萬港元) |
|----------|--|-------------|------------|------------|-------------------|
| | | 發行單位 | 上市日期 | | |
| 15763 | Goldman Sachs SP (Asia) - CNOOC European Warrants Apr 2019 A | 80,000,000 | 2018/11/23 | 2019/04/29 | 12.00 |
| 15760 | Goldman Sachs SP (Asia) - HSBC European Put Wts Mar 2019 I | 80,000,000 | 2018/11/23 | 2019/03/25 | 23.92 |
| 15764 | Goldman Sachs SP (Asia) - HSI European Put Wts Mar 2019 I | 150,000,000 | 2018/11/23 | 2019/03/28 | 22.50 |
| 15761 | Goldman Sachs SP (Asia) - Tencent European Wt Mar 2019 R | 150,000,000 | 2018/11/23 | 2019/03/22 | 29.55 |
| 15727 | Haitong Int'l Sec - HSI European Warrants May 2019 D | 150,000,000 | 2018/11/23 | 2019/05/30 | 37.50 |
| 15729 | Haitong Int'l Sec - HSI European Warrants May 2019 E | 150,000,000 | 2018/11/23 | 2019/05/30 | 37.50 |
| 15728 | Haitong Int'l Sec - HSI European Warrants Jun 2019 A | 150,000,000 | 2018/11/23 | 2019/06/27 | 37.50 |
| 15735 | Macquarie Bank Ltd. - CKH European Put Warrants Jul 2019 A | 19,000,000 | 2018/11/23 | 2019/07/03 | 10.03 |
| 15734 | Macquarie Bank Ltd. - NCI European Put Warrants Jul 2019 A | 29,000,000 | 2018/11/23 | 2019/07/03 | 10.03 |
| 15736 | UBS AG - Galaxy Ent European Put Warrants Apr 2019 C | 70,000,000 | 2018/11/23 | 2019/04/25 | 27.16 |
| 15741 | UBS AG - Hang Seng Bank European Warrants Apr 2020 A | 100,000,000 | 2018/11/23 | 2020/04/27 | 25.00 |
| 15726 | Bank Vontobel - BYD Company European Warrants Jun 2019 A | 15,000,000 | 2018/11/23 | 2019/06/06 | 10.65 |
| 15725 | Bank Vontobel - Country Garden European Warrants Jun 2019 A | 70,000,000 | 2018/11/23 | 2019/06/26 | 10.50 |
| 15723 | Bank Vontobel - Geely Auto European Warrants Jul 2019 A | 70,000,000 | 2018/11/23 | 2019/07/08 | 10.50 |
| 15777 | BNP Paribas Issuance B.V. - HKEX European Wts Jan 2020 A | 80,000,000 | 2018/11/26 | 2020/01/03 | 12.00 |
| 15780 | BNP Paribas Issuance B.V. - Ping An European Wt Jul 2019 B | 40,000,000 | 2018/11/26 | 2019/07/03 | 10.40 |
| 15778 | BNP Paribas Issuance B.V. - Tencent European Wts Jan 2020 B | 80,000,000 | 2018/11/26 | 2020/01/03 | 20.00 |
| 15792 | Credit Suisse AG - Chi Res Land European Warrants Feb 2019 A | 70,000,000 | 2018/11/26 | 2019/02/28 | 10.50 |
| 15788 | Credit Suisse AG - Sinopharm European Warrants May 2019 A | 25,000,000 | 2018/11/26 | 2019/05/27 | 10.75 |
| 15789 | Credit Suisse AG - Sh Petrochem European Warrants May 2019 A | 20,000,000 | 2018/11/26 | 2019/05/27 | 11.00 |
| 15791 | Credit Suisse AG - Shenzhen Int'l European Wts Sep 2019 A | 40,000,000 | 2018/11/26 | 2019/09/13 | 10.00 |
| 15793 | Credit Suisse AG - Tracker Fund European Warrants Jul 2019 A | 65,000,000 | 2018/11/26 | 2019/07/29 | 10.40 |
| 15790 | Credit Suisse AG - WuXi Bio European Warrants Oct 2019 A | 40,000,000 | 2018/11/26 | 2019/10/31 | 10.00 |
| 15787 | Goldman Sachs SP (Asia) - BYD Company Euro Wts May 2019 B | 40,000,000 | 2018/11/26 | 2019/05/21 | 22.72 |
| 15797 | Goldman Sachs SP (Asia) - HSI European Warrants Apr 2019 H | 150,000,000 | 2018/11/26 | 2019/04/29 | 22.50 |
| 15782 | Goldman Sachs SP (Asia) - ICBC European Warrants Mar 2019 A | 80,000,000 | 2018/11/26 | 2019/03/26 | 12.00 |
| 15783 | Goldman Sachs SP (Asia) - Ping An European Wts May 2019 A | 100,000,000 | 2018/11/26 | 2019/05/07 | 20.10 |
| 15786 | Goldman Sachs SP (Asia) - Tencent European Wt Apr 2019 L | 150,000,000 | 2018/11/26 | 2019/04/24 | 22.50 |
| 15781 | J P Morgan SP BV - ZTE European Warrants Jun 2019 B | 40,000,000 | 2018/11/26 | 2019/06/28 | 11.48 |
| 15772 | Macquarie Bank Ltd. - BYD Company European Put Wts Jul 2019B | 11,100,000 | 2018/11/26 | 2019/07/03 | 10.01 |
| 15771 | Macquarie Bank Ltd. - Ch Oilfield European Wts Jan 2021 A | 40,000,000 | 2018/11/26 | 2021/01/18 | 10.00 |
| 15776 | Macquarie Bank Ltd. - SHK Ppt European Put Wts Jul 2019 A | 16,000,000 | 2018/11/26 | 2019/07/03 | 10.21 |
| 15798 | SG Issuer - China Overseas European Warrants May 2019 A | 50,000,000 | 2018/11/26 | 2019/05/31 | 10.75 |
| 15800 | SG Issuer - HSI European Put Warrants May 2019 F | 300,000,000 | 2018/11/26 | 2019/05/30 | 45.00 |
| 15774 | UBS AG - Hang Seng Bank European Warrants May 2019 A | 13,000,000 | 2018/11/26 | 2019/05/31 | 11.09 |
| 15775 | UBS AG - Hang Seng Bank European Warrants Oct 2019 A | 100,000,000 | 2018/11/26 | 2019/10/31 | 25.20 |
| 15769 | Bank Vontobel - Conch Cement European Warrants May 2019 B | 40,000,000 | 2018/11/26 | 2019/05/31 | 10.40 |
| 15767 | Bank Vontobel - HSI European Warrants Jun 2019 D | 80,000,000 | 2018/11/26 | 2019/06/27 | 12.00 |
| 15768 | Bank Vontobel - HSI European Warrants Sep 2019 A | 80,000,000 | 2018/11/26 | 2019/09/27 | 20.00 |
| 15770 | Bank Vontobel - HSI European Put Warrants May 2019 D | 80,000,000 | 2018/11/26 | 2019/05/30 | 12.00 |
| 15766 | Bank Vontobel - HSI European Put Warrants Jun 2019 C | 80,000,000 | 2018/11/26 | 2019/06/27 | 20.00 |
| 15844 | BOCI Asia Ltd. - CITIC Sec European Warrants Jul 2019 A | 70,000,000 | 2018/11/27 | 2019/07/24 | 11.06 |
| 15845 | BOCI Asia Ltd. - Haitong Sec European Warrants May 2019 A | 20,000,000 | 2018/11/27 | 2019/05/24 | 13.24 |
| 15839 | BOCI Asia Ltd. - Lenovo European Warrants Apr 2019 A | 50,000,000 | 2018/11/27 | 2019/04/23 | 21.30 |

主 板 認 股 權 證

| 股份 代號 | 衍生權證 | 上市時之 | | | 集資金額 到期日 (百萬港元) |
|----------|--|-------------|------------|------------|--------------------|
| | | 發行單位 | 上市日期 | | |
| 15841 | BOCI Asia Ltd. - Link REIT European Warrants May 2019 A | 50,000,000 | 2018/11/27 | 2019/05/27 | 12.55 |
| 15836 | BOCI Asia Ltd. - PetroChina European Warrants Apr 2019 B | 50,000,000 | 2018/11/27 | 2019/04/30 | 14.45 |
| 15847 | BOCI Asia Ltd. - Sands China Ltd European Warrants Apr 2019A | 100,000,000 | 2018/11/27 | 2019/04/24 | 20.80 |
| 15843 | BOCI Asia Ltd. - SHK Ppt European Warrants Apr 2019 B | 50,000,000 | 2018/11/27 | 2019/04/23 | 21.65 |
| 15846 | BOCI Asia Ltd. - Wynn Macau European Warrants Apr 2019 A | 60,000,000 | 2018/11/27 | 2019/04/23 | 10.32 |
| 15828 | BNP Paribas Issuance B.V. - CAM CSI300 Euro Wts Oct 2019 A | 40,000,000 | 2018/11/27 | 2019/10/03 | 10.00 |
| 15827 | BNP Paribas Issuance B.V. - CSOP A50 ETF Eu Wts Jul 2019 A | 40,000,000 | 2018/11/27 | 2019/07/03 | 10.00 |
| 15829 | BNP Paribas Issuance B.V. - Xiaomi European Warrants Oct 19B | 80,000,000 | 2018/11/27 | 2019/10/03 | 16.00 |
| 15877 | Credit Suisse AG - BOC HK European Warrants Sep 2019 A | 70,000,000 | 2018/11/27 | 2019/09/30 | 10.50 |
| 15876 | Credit Suisse AG - BYD Company European Put Warrants Mar 19A | 35,000,000 | 2018/11/27 | 2019/03/26 | 10.15 |
| 15880 | Credit Suisse AG - Greatwall Motor European Wts Jun 2019 A | 25,000,000 | 2018/11/27 | 2019/06/14 | 10.50 |
| 15879 | Credit Suisse AG - Hengnan Intl European Warrants Jun 2019 A | 20,000,000 | 2018/11/27 | 2019/06/14 | 10.00 |
| 15885 | Goldman Sachs SP (Asia) - AIA European Warrants Apr 2019 B | 80,000,000 | 2018/11/27 | 2019/04/24 | 21.28 |
| 15882 | Goldman Sachs SP (Asia) - Geely Auto European Wts Apr 2019 B | 80,000,000 | 2018/11/27 | 2019/04/18 | 12.00 |
| 15886 | Goldman Sachs SP (Asia) - HSI European Warrants Apr 2019 I | 150,000,000 | 2018/11/27 | 2019/04/29 | 22.50 |
| 15884 | Goldman Sachs SP (Asia) - Tencent European Wt May 2019 G | 150,000,000 | 2018/11/27 | 2019/05/28 | 22.50 |
| 15881 | Goldman Sachs SP (Asia) - Xiaomi European Warrants May 2019A | 100,000,000 | 2018/11/27 | 2019/05/31 | 18.00 |
| 15822 | HK Bank - Conch Cement European Warrants Jun 2019 A | 40,000,000 | 2018/11/27 | 2019/06/28 | 12.00 |
| 15826 | HK Bank - Bank of China European Warrants Aug 2019 A | 80,000,000 | 2018/11/27 | 2019/08/30 | 20.00 |
| 15824 | HK Bank - BYD Company European Warrants May 2019 A | 20,000,000 | 2018/11/27 | 2019/05/31 | 11.00 |
| 15825 | HK Bank - Minsheng Bank European Warrants Aug 2019 A | 25,000,000 | 2018/11/27 | 2019/08/30 | 13.50 |
| 15820 | HK Bank - SUNAC European Warrants Jun 2019 A | 30,000,000 | 2018/11/27 | 2019/06/28 | 10.50 |
| 15821 | HK Bank - ZA Online European Warrants Jun 2019 A | 30,000,000 | 2018/11/27 | 2019/06/28 | 10.50 |
| 15810 | Haitong Int'l Sec - ASM Pacific European Warrants Apr 2020 A | 150,000,000 | 2018/11/27 | 2020/04/22 | 37.50 |
| 15803 | Haitong Int'l Sec - Bank of China European Warrants Jun 19 A | 80,000,000 | 2018/11/27 | 2019/06/03 | 24.80 |
| 15806 | Haitong Int'l Sec - A50 China European Warrants Nov 2020 A | 200,000,000 | 2018/11/27 | 2020/11/10 | 50.00 |
| 15874 | Haitong Int'l Sec - Henderson Land Dev European Wts Apr 19 A | 40,000,000 | 2018/11/27 | 2019/04/30 | 10.80 |
| 15875 | Haitong Int'l Sec - Henderson Land Dev European Wts Jul 19 A | 40,000,000 | 2018/11/27 | 2019/07/30 | 10.00 |
| 15873 | Haitong Int'l Sec - Sands China European Warrants Jun 2019 A | 50,000,000 | 2018/11/27 | 2019/06/27 | 13.50 |
| 15860 | Haitong Int'l Sec - Xiaomi European Warrants Jun 2019 D | 100,000,000 | 2018/11/27 | 2019/06/21 | 22.00 |
| 15861 | Haitong Int'l Sec - Xiaomi European Warrants Sep 2019 A | 100,000,000 | 2018/11/27 | 2019/09/24 | 24.00 |
| 15866 | J P Morgan SP BV - AIA European Warrants May 2019 B | 100,000,000 | 2018/11/27 | 2019/05/31 | 25.40 |
| 15867 | J P Morgan SP BV - AIA European Put Warrants Apr 2019 B | 100,000,000 | 2018/11/27 | 2019/04/01 | 26.80 |
| 15870 | J P Morgan SP BV - Ch Merchants European Warrants Jul 2019 A | 60,000,000 | 2018/11/27 | 2019/07/24 | 12.60 |
| 15868 | J P Morgan SP BV - China Overseas European Put Wts Jul 2019A | 40,000,000 | 2018/11/27 | 2019/07/02 | 10.04 |
| 15862 | J P Morgan SP BV - HSI European Warrants Dec 2019 A | 300,000,000 | 2018/11/27 | 2019/12/30 | 45.30 |
| 15865 | J P Morgan SP BV - HSI European Put Warrants May 2019 H | 300,000,000 | 2018/11/27 | 2019/05/30 | 45.30 |
| 15872 | J P Morgan SP BV - Jiangxi Copper European Warrants Mar 19 A | 26,000,000 | 2018/11/27 | 2019/03/13 | 10.09 |
| 15871 | J P Morgan SP BV - PSBC European Warrants Apr 2019 A | 60,000,000 | 2018/11/27 | 2019/04/30 | 16.92 |
| 15830 | Macquarie Bank Ltd. - Agricultural Bk Euro Put Wt Jul 2019 B | 40,000,000 | 2018/11/27 | 2019/07/03 | 10.00 |
| 15832 | Macquarie Bank Ltd. - BOC HK European Warrants Jul 2019 A | 40,000,000 | 2018/11/27 | 2019/07/03 | 10.04 |
| 15831 | Macquarie Bank Ltd. - Minsheng Bank Euro Put Wts Jul 2019 A | 36,400,000 | 2018/11/27 | 2019/07/03 | 10.01 |
| 15835 | Macquarie Bank Ltd. - Chinas Cement European Wt Oct 2020 A | 40,000,000 | 2018/11/27 | 2020/10/06 | 10.28 |
| 15834 | Macquarie Bank Ltd. - Zhaojin Mining Euro Wts Aug 2021 A | 40,000,000 | 2018/11/27 | 2021/08/03 | 10.00 |

主 板 認 股 權 證

| 股份 代號 | 衍生權證 | 上市時之 | | | 集資金額 到期日(百萬港元) |
|----------|--|-------------|------------|------------|-------------------|
| | | 發行單位 | 上市日期 | | |
| 15891 | SG Issuer - CC Bank European Put Warrants May 2019 A | 30,000,000 | 2018/11/27 | 2019/05/31 | 10.20 |
| 15888 | SG Issuer - CITIC European Warrants May 2019 A | 15,000,000 | 2018/11/27 | 2019/05/31 | 11.70 |
| 15895 | SG Issuer - CK Asset European Warrants Jun 2019 B | 40,000,000 | 2018/11/27 | 2019/06/28 | 10.00 |
| 15896 | SG Issuer - CKH European Put Warrants May 2019 A | 30,000,000 | 2018/11/27 | 2019/05/31 | 11.10 |
| 15892 | SG Issuer - Chinares Cement European Warrants Jun 2019 B | 10,000,000 | 2018/11/27 | 2019/06/28 | 10.70 |
| 15887 | SG Issuer - China Telecom European Warrants Jun 2019 A | 40,000,000 | 2018/11/27 | 2019/06/28 | 10.20 |
| 15905 | SG Issuer - Geely Auto European Put Warrants Jun 2019 A | 10,000,000 | 2018/11/27 | 2019/06/28 | 15.80 |
| 15899 | SG Issuer - Galaxy Ent European Put Warrants Apr 2019 F | 30,000,000 | 2018/11/27 | 2019/04/30 | 13.05 |
| 15908 | SG Issuer - GF Sec European Warrants Oct 2019 A | 40,000,000 | 2018/11/27 | 2019/10/31 | 10.00 |
| 15911 | SG Issuer - HKEX European Put Warrants May 2019 D | 20,000,000 | 2018/11/27 | 2019/05/31 | 19.80 |
| 15909 | SG Issuer - Hang Seng Bank European Put Warrants May 2019 A | 10,000,000 | 2018/11/27 | 2019/05/31 | 10.00 |
| 15913 | SG Issuer - Hua Hong Semi European Warrants Jun 2019 A | 30,000,000 | 2018/11/27 | 2019/06/28 | 10.95 |
| 15914 | SG Issuer - ND Paper European Warrants Jun 2019 A | 10,000,000 | 2018/11/27 | 2019/06/28 | 10.70 |
| 15889 | SG Issuer - New World Dev Eu Wt May 2019 A | 25,000,000 | 2018/11/27 | 2019/05/31 | 10.00 |
| 15916 | SG Issuer - PetroChina European Warrants Apr 2019 C | 45,000,000 | 2018/11/27 | 2019/04/30 | 10.13 |
| 15917 | SG Issuer - Sino Biopharm European Warrants Feb 2020 A | 60,000,000 | 2018/11/27 | 2020/02/28 | 12.30 |
| 15918 | SG Issuer - SHK Ppt European Put Warrants May 2019 A | 20,000,000 | 2018/11/27 | 2019/05/31 | 13.80 |
| 15890 | SG Issuer - Wharf Holdings European Warrants Aug 2019 A | 40,000,000 | 2018/11/27 | 2019/08/30 | 10.00 |
| 15920 | SG Issuer - Xiaomi European Warrants Sep 2019 A | 150,000,000 | 2018/11/27 | 2019/09/30 | 27.75 |
| 15919 | SG Issuer - Xiaomi European Put Warrants Jun 2019 B | 80,000,000 | 2018/11/27 | 2019/06/28 | 15.20 |
| 15858 | UBS AG - HSI European Warrants Apr 2019 J | 300,000,000 | 2018/11/27 | 2019/04/29 | 46.20 |
| 15857 | UBS AG - HSI European Warrants May 2019 B | 300,000,000 | 2018/11/27 | 2019/05/30 | 47.10 |
| 15859 | UBS AG - HSI European Put Warrants May 2019 C | 300,000,000 | 2018/11/27 | 2019/05/30 | 45.00 |
| 15855 | UBS AG - Meitu European Put Warrants May 2019 B | 20,000,000 | 2018/11/27 | 2019/05/31 | 11.44 |
| 15856 | UBS AG - PICC P&C European Warrants May 2019 A | 12,000,000 | 2018/11/27 | 2019/05/03 | 10.27 |
| 15848 | UBS AG - Xiaomi European Warrants Jun 2019 A | 100,000,000 | 2018/11/27 | 2019/06/03 | 19.90 |
| 15851 | UBS AG - Xiaomi European Warrants Jun 2019 B | 100,000,000 | 2018/11/27 | 2019/06/21 | 17.80 |
| 15854 | UBS AG - ZTE European Warrants May 2019 A | 30,000,000 | 2018/11/27 | 2019/05/31 | 10.41 |
| 15853 | UBS AG - ZTE European Warrants Jun 2019 A | 30,000,000 | 2018/11/27 | 2019/06/28 | 12.42 |
| 15814 | Bank Vontobel - AIA European Warrants Jun 2019 A | 40,000,000 | 2018/11/27 | 2019/06/24 | 10.00 |
| 15813 | Bank Vontobel - BOC HK European Warrants Sep 2019 A | 60,000,000 | 2018/11/27 | 2019/09/23 | 10.20 |
| 15812 | Bank Vontobel - China Unicom European Warrants Jul 2019 A | 20,000,000 | 2018/11/27 | 2019/07/04 | 10.00 |
| 15819 | Bank Vontobel - HSCEI European Warrants May 2019 B | 80,000,000 | 2018/11/27 | 2019/05/30 | 20.00 |
| 15818 | Bank Vontobel - HSCEI European Put Warrants May 2019 A | 80,000,000 | 2018/11/27 | 2019/05/30 | 21.52 |
| 15816 | Bank Vontobel - HSCEI European Put Warrants Jun 2019 B | 80,000,000 | 2018/11/27 | 2019/06/27 | 13.60 |
| 15811 | Bank Vontobel - SHK Ppt European Warrants Jun 2019 A | 30,000,000 | 2018/11/27 | 2019/06/06 | 11.91 |
| 15062 # | Credit Suisse AG - Ping An European Put Warrants Mar 2019 F | 70,000,000 | 2018/11/27 | 2019/03/28 | 10.36 |
| 15936 | Credit Suisse AG - AIA European Warrants May 2019 A | 70,000,000 | 2018/11/28 | 2019/05/27 | 17.50 |
| 15935 | Credit Suisse AG - AIA European Put Warrants Apr 2019 B | 50,000,000 | 2018/11/28 | 2019/04/29 | 12.50 |
| 15945 | Credit Suisse AG - CKH European Put Warrants Jun 2019 A | 30,000,000 | 2018/11/28 | 2019/06/10 | 10.20 |
| 15947 | Credit Suisse AG - Chinares Cement European Warrants May 19A | 20,000,000 | 2018/11/28 | 2019/05/31 | 22.00 |
| 15944 | Credit Suisse AG - Hang Seng Bank European Put Wts May 19A | 20,000,000 | 2018/11/28 | 2019/05/31 | 12.00 |
| 15942 | Credit Suisse AG - SHK Ppt European Put Warrants May 2019 A | 20,000,000 | 2018/11/28 | 2019/05/31 | 10.60 |
| 15937 | Credit Suisse AG - ZA Onine European Warrants May 2019 A | 40,000,000 | 2018/11/28 | 2019/05/27 | 10.00 |

主板 認股權證

| 股份 代號 | 衍生權證 | 上市時之 | | 集資金額 到期日(百萬港元) | |
|----------|--|-------------|------------|-------------------|-------|
| | | 發行單位 | 上市日期 | | |
| 15953 | Goldman Sachs SP (Asia) - AIA European Put Wts Mar 2019 D | 70,000,000 | 2018/11/28 | 2019/03/26 | 14.84 |
| 15952 | Goldman Sachs SP (Asia) - ICBC European Warrants Apr 2019 B | 80,000,000 | 2018/11/28 | 2019/04/23 | 16.80 |
| 15951 | Goldman Sachs SP (Asia) - Lenovo European Wts Mar 2019 B | 60,000,000 | 2018/11/28 | 2019/03/22 | 28.38 |
| 15948 | Goldman Sachs SP (Asia) - PetroChina European Wts Mar 2019 A | 80,000,000 | 2018/11/28 | 2019/03/04 | 15.44 |
| 15934 | J P Morgan SP BV - Meitu European Warrants Mar 2019 B | 30,000,000 | 2018/11/28 | 2019/03/01 | 11.94 |
| 15930 | Macquarie Bank Ltd. - AAC Tech European Put Warrants Oct 19B | 14,700,000 | 2018/11/28 | 2019/10/03 | 10.07 |
| 15923 | Macquarie Bank Ltd. - BAIC Motor European Warrants Oct 2019A | 13,000,000 | 2018/11/28 | 2019/10/21 | 10.13 |
| 15932 | Macquarie Bank Ltd. - Bank of E Asia European Wts Nov 2019 A | 40,000,000 | 2018/11/28 | 2019/11/04 | 10.04 |
| 15927 | Macquarie Bank Ltd. - CITIC European Warrants Aug 2019 A | 12,000,000 | 2018/11/28 | 2019/08/26 | 10.15 |
| 15931 | Macquarie Bank Ltd. - CNOOC European Put Warrants Jul 2019 A | 11,000,000 | 2018/11/28 | 2019/07/03 | 10.93 |
| 15925 | Macquarie Bank Ltd. - Ch State Con European Wts Jun 2019 B | 12,000,000 | 2018/11/28 | 2019/06/04 | 10.33 |
| 15924 | Macquarie Bank Ltd. - Haitong Sec European Wts Jun 2019 A | 18,000,000 | 2018/11/28 | 2019/06/04 | 10.37 |
| 15929 | Macquarie Bank Ltd. - Maanshan Iron European Wts Sep 2019 A | 21,800,000 | 2018/11/28 | 2019/09/17 | 10.03 |
| 15922 | Macquarie Bank Ltd. - Meituan European Warrants Jul 2019 A | 13,000,000 | 2018/11/28 | 2019/07/03 | 10.08 |
| 15921 | Macquarie Bank Ltd. - PetroChina European Wts Jun 2019 B | 20,000,000 | 2018/11/28 | 2019/06/04 | 10.04 |
| 15954 | SG Issuer - China Lit European Warrants May 2019 A | 13,000,000 | 2018/11/28 | 2019/05/31 | 10.01 |
| 15956 | SG Issuer - CNOOC European Warrants May 2019 C | 20,000,000 | 2018/11/28 | 2019/05/31 | 27.40 |
| 15960 | SG Issuer - CNOOC European Put Warrants Jun 2019 A | 20,000,000 | 2018/11/28 | 2019/06/28 | 10.00 |
| 15964 | SG Issuer - Henderson Land European Warrants Jun 2019 A | 40,000,000 | 2018/11/28 | 2019/06/28 | 10.00 |
| 15955 | SG Issuer - HSI European Warrants May 2019 G | 300,000,000 | 2018/11/28 | 2019/05/30 | 75.00 |
| 15961 | SG Issuer - PetroChina European Put Warrants Jun 2019 A | 40,000,000 | 2018/11/28 | 2019/06/28 | 10.00 |
| 15963 | SG Issuer - ZA Online European Warrants May 2019 B | 20,000,000 | 2018/11/28 | 2019/05/31 | 10.40 |
| 15933 | UBS AG - Tencent European Warrants Mar 2019 O | 300,000,000 | 2018/11/28 | 2019/03/26 | 58.20 |
| 16002 | Credit Suisse AG - CS Services European Warrants May 2019 B | 50,000,000 | 2018/11/29 | 2019/05/28 | 12.50 |
| 16005 | Credit Suisse AG - CITIC European Warrants May 2019 B | 20,000,000 | 2018/11/29 | 2019/05/28 | 10.40 |
| 16003 | Credit Suisse AG - CNOOC European Put Warrants Jun 2019 A | 25,000,000 | 2018/11/29 | 2019/06/14 | 10.63 |
| 16001 | Credit Suisse AG - China State Con European Warrants May 19B | 20,000,000 | 2018/11/29 | 2019/05/28 | 12.00 |
| 16007 | Credit Suisse AG - Meitu European Warrants Sep 2020 A | 100,000,000 | 2018/11/29 | 2020/09/23 | 16.50 |
| 16004 | Credit Suisse AG - PetroChina European Put Warrants Jun 19 A | 40,000,000 | 2018/11/29 | 2019/06/28 | 11.20 |
| 16011 | Credit Suisse AG - Tencent European Wts Mar 2019 S | 250,000,000 | 2018/11/29 | 2019/03/26 | 40.00 |
| 16008 | Credit Suisse AG - Tencent European Wts Apr 2019 M | 250,000,000 | 2018/11/29 | 2019/04/01 | 37.50 |
| 15996 | Goldman Sachs SP (Asia) - AIA European Put Wts Mar 2019 E | 80,000,000 | 2018/11/29 | 2019/03/01 | 29.28 |
| 15997 | Goldman Sachs SP (Asia) - China Mobile Eu Put Wts Mar 2019 A | 80,000,000 | 2018/11/29 | 2019/03/12 | 14.48 |
| 15998 | Goldman Sachs SP (Asia) - Galaxy Ent Euro Put Wts Apr 2019 C | 60,000,000 | 2018/11/29 | 2019/04/24 | 18.54 |
| 15994 | Goldman Sachs SP (Asia) - HSBC European Put Wts Mar 2019 J | 80,000,000 | 2018/11/29 | 2019/03/04 | 37.92 |
| 16000 | Goldman Sachs SP (Asia) - Xiaomi European Warrants Sep 2019A | 100,000,000 | 2018/11/29 | 2019/09/23 | 16.50 |
| 15973 | HK Bank - PetroChina European Warrants Jun 2019 B | 50,000,000 | 2018/11/29 | 2019/06/28 | 17.50 |
| 15975 | HK Bank - Xiaomi European Warrants Jun 2019 A | 50,000,000 | 2018/11/29 | 2019/06/28 | 12.50 |
| 15988 | J P Morgan SP BV - CITIC European Warrants Jun 2019 A | 23,000,000 | 2018/11/29 | 2019/06/03 | 10.44 |
| 15993 | J P Morgan SP BV - Meituan European Put Warrants May 2019 B | 20,000,000 | 2018/11/29 | 2019/05/10 | 14.04 |
| 15992 | J P Morgan SP BV - PetroChina European Warrants May 2019 A | 100,000,000 | 2018/11/29 | 2019/05/31 | 33.30 |
| 15987 | J P Morgan SP BV - SHK Ppt European Put Warrants Jul 2019 A | 30,000,000 | 2018/11/29 | 2019/07/02 | 15.03 |
| 15985 | J P Morgan SP BV - Tencent European Warrants Mar 2019 P | 250,000,000 | 2018/11/29 | 2019/03/29 | 38.50 |
| 15986 | J P Morgan SP BV - Tencent European Warrants May 2019 G | 250,000,000 | 2018/11/29 | 2019/05/21 | 38.00 |

主 板 認 股 權 證

| 股份 代號 | 衍生權證 | 上市時之 | | | 集資金額 到期日(百萬港元) |
|----------|--|-------------|------------|------------|-------------------|
| | | 發行單位 | 上市日期 | | |
| 15966 | Macquarie Bank Ltd. - CK Asset European Warrants Dec 2019 A | 27,000,000 | 2018/11/29 | 2019/12/03 | 10.07 |
| 15968 | Macquarie Bank Ltd. - CKI Holdings European Warrants Sep 19A | 40,000,000 | 2018/11/29 | 2019/09/03 | 10.12 |
| 15965 | Macquarie Bank Ltd. - Power Assets European Wts Oct 2019 A | 14,000,000 | 2018/11/29 | 2019/10/03 | 10.43 |
| 15969 | Macquarie Bank Ltd. - Tencent European Warrants Jun 2019 G | 40,000,000 | 2018/11/29 | 2019/06/25 | 10.00 |
| 15971 | Macquarie Bank Ltd. - Tencent European Warrants Jun 2019 H | 40,000,000 | 2018/11/29 | 2019/06/25 | 16.20 |
| 15972 | Macquarie Bank Ltd. - Tencent European Put Wts Jun 2019 I | 40,000,000 | 2018/11/29 | 2019/06/25 | 10.04 |
| 15967 | Macquarie Bank Ltd. - Xiaomi European Warrants Jul 2019 D | 40,000,000 | 2018/11/29 | 2019/07/03 | 10.12 |
| 16018 | SG Issuer - China Mobile European Warrants May 2019 A | 60,000,000 | 2018/11/29 | 2019/05/31 | 15.30 |
| 16019 | SG Issuer - COSCO Ship Hold European Warrants Jul 2019 A | 25,000,000 | 2018/11/29 | 2019/07/31 | 10.00 |
| 16020 | SG Issuer - Link REIT European Warrants Jul 2019 A | 25,000,000 | 2018/11/29 | 2019/07/31 | 10.00 |
| 16012 | SG Issuer - Maanshan Iron European Warrants May 2019 A | 15,000,000 | 2018/11/29 | 2019/05/31 | 10.35 |
| 16013 | SG Issuer - Ping An European Warrants May 2019 B | 80,000,000 | 2018/11/29 | 2019/05/31 | 60.80 |
| 16015 | SG Issuer - Ping An European Warrants May 2019 C | 80,000,000 | 2018/11/29 | 2019/05/31 | 32.00 |
| 16016 | SG Issuer - SMIC European Warrants May 2019 A | 10,000,000 | 2018/11/29 | 2019/05/31 | 10.00 |
| 16021 | SG Issuer - Tencent European Warrants Feb 2019 J | 200,000,000 | 2018/11/29 | 2019/02/28 | 30.00 |
| 16022 | SG Issuer - Tencent European Warrants May 2019 H | 200,000,000 | 2018/11/29 | 2019/05/31 | 33.00 |
| 16017 | SG Issuer - Tencent European Put Warrants May 2019 G | 200,000,000 | 2018/11/29 | 2019/05/31 | 44.00 |
| 15981 | UBS AG - China Vanke European Warrants May 2019 A | 50,000,000 | 2018/11/29 | 2019/05/24 | 14.90 |
| 11211 # | Credit Suisse AG - Geely Auto European Warrants Mar 2019 A | 70,000,000 | 2018/11/29 | 2019/03/29 | 15.82 |
| 15007 # | J P Morgan SP BV - HSI European Put Warrants May 2019 E | 300,000,000 | 2018/11/29 | 2019/05/30 | 27.60 |
| 16024 | BNP Paribas Issuance B.V. - BOC HK European Wts May 2019 A | 80,000,000 | 2018/11/30 | 2019/05/06 | 12.80 |
| 16053 | Credit Suisse AG - China Coal European Warrants May 2019 A | 40,000,000 | 2018/11/30 | 2019/05/29 | 10.00 |
| 16052 | Credit Suisse AG - SMIC European Warrants May 2019 A | 20,000,000 | 2018/11/30 | 2019/05/29 | 18.00 |
| 16054 | Goldman Sachs SP (Asia) - Geely Auto European Wts Apr 2019 C | 80,000,000 | 2018/11/30 | 2019/04/15 | 12.00 |
| 16060 | Goldman Sachs SP (Asia) - Meituan European Warrants Dec 19 A | 150,000,000 | 2018/11/30 | 2019/12/20 | 22.50 |
| 16061 | Goldman Sachs SP (Asia) - Meituan European Put Wts Apr 2019A | 40,000,000 | 2018/11/30 | 2019/04/12 | 21.80 |
| 16055 | Goldman Sachs SP (Asia) - Tencent European Wt Apr 2019 M | 150,000,000 | 2018/11/30 | 2019/04/01 | 22.50 |
| 16056 | Goldman Sachs SP (Asia) - Tencent European Put Wt Apr 2019 N | 100,000,000 | 2018/11/30 | 2019/04/11 | 15.00 |
| 16058 | Goldman Sachs SP (Asia) - Xiaomi European Put Wts Apr2019 C | 80,000,000 | 2018/11/30 | 2019/04/23 | 12.00 |
| 16030 | Haitong Int'l Sec - Conch Cement European Warrants Apr 2019A | 40,000,000 | 2018/11/30 | 2019/04/29 | 15.20 |
| 16038 | Haitong Int'l Sec - Link REIT European Warrants May 2019 B | 30,000,000 | 2018/11/30 | 2019/05/30 | 11.40 |
| 16025 | Haitong Int'l Sec - SUNAC European Warrants May 2019 A | 40,000,000 | 2018/11/30 | 2019/05/30 | 12.80 |
| 16027 | Haitong Int'l Sec - SUNAC European Warrants Aug 2019 A | 40,000,000 | 2018/11/30 | 2019/08/22 | 19.60 |
| 16029 | Haitong Int'l Sec - Xiaomi European Put Warrants Apr 2019 C | 100,000,000 | 2018/11/30 | 2019/04/23 | 15.00 |
| 16049 | J P Morgan SP BV - CHALCO European Warrants May 2019 A | 40,000,000 | 2018/11/30 | 2019/05/24 | 10.56 |
| 16033 | Macquarie Bank Ltd. - Angang Steel European Wts Sep 2019 A | 10,000,000 | 2018/11/30 | 2019/09/23 | 10.68 |
| 16032 | Macquarie Bank Ltd. - Chinasoft Int'l European Wt Dec 2019 A | 10,000,000 | 2018/11/30 | 2019/12/11 | 10.97 |
| 16034 | Macquarie Bank Ltd. - Tencent European Warrants Jul 2019 E | 9,800,000 | 2018/11/30 | 2019/07/02 | 10.02 |
| 16035 | Macquarie Bank Ltd. - Tencent European Warrants Jul 2019 F | 9,500,000 | 2018/11/30 | 2019/07/02 | 17.39 |
| 16036 | Macquarie Bank Ltd. - Tencent European Warrants Jul 2019 G | 10,000,000 | 2018/11/30 | 2019/07/02 | 30.30 |
| 16031 | Macquarie Bank Ltd. - Xiaomi European Put Warrants Jun 2019B | 5,000,000 | 2018/11/30 | 2019/06/04 | 10.74 |
| 16040 | UBS AG - Kunlun Energy European Warrants Jun 2019 A | 15,000,000 | 2018/11/30 | 2019/06/24 | 11.33 |
| 16039 | UBS AG - Stanchart European Warrants Mar 2019 A | 35,000,000 | 2018/11/30 | 2019/03/22 | 10.96 |
| 16083 | BNP Paribas Issuance B.V. - Meituan European Warrants Mar19A | 80,000,000 | 2018/12/03 | 2019/03/12 | 12.80 |

主 板 認 股 權 證

| 股份 代號 | 衍生權證 | 上市時之 | | 集資金額 到期日(百萬港元) | |
|----------|--|-------------|------------|-------------------|-------|
| | | 發行單位 | 上市日期 | | |
| 16078 | BNP Paribas Issuance B.V. - Ping An European Wt Apr 2019 F | 40,000,000 | 2018/12/03 | 2019/04/02 | 10.40 |
| 16081 | BNP Paribas Issuance B.V. - SJM Holdings Eu Wts Jan 2021 A | 60,000,000 | 2018/12/03 | 2021/01/11 | 11.40 |
| 16080 | BNP Paribas Issuance B.V. - Yanzhou Coal Eur Wt Dec 2019 A | 100,000,000 | 2018/12/03 | 2019/12/03 | 15.00 |
| 16102 | Credit Suisse AG - Geely Auto European Warrants Jun 2019 B | 80,000,000 | 2018/12/03 | 2019/06/27 | 16.00 |
| 16101 | Credit Suisse AG - HSBC European Put Warrants Jun 2019 B | 80,000,000 | 2018/12/03 | 2019/06/10 | 24.40 |
| 16100 | Credit Suisse AG - Xiaomi European Put Warrants Apr 2019 C | 80,000,000 | 2018/12/03 | 2019/04/23 | 12.00 |
| 16098 | Goldman Sachs SP (Asia) - China Mobile Euro Wts Apr 2019 C | 80,000,000 | 2018/12/03 | 2019/04/25 | 17.84 |
| 16097 | Goldman Sachs SP (Asia) - CNOOC European Warrants Nov 2019 A | 100,000,000 | 2018/12/03 | 2019/11/27 | 15.00 |
| 16095 | Goldman Sachs SP (Asia) - Sinopec Corp Euro Wts Apr 2019 A | 60,000,000 | 2018/12/03 | 2019/04/23 | 23.94 |
| 16099 | Goldman Sachs SP (Asia) - CSOP A50 ETF Euro Wts Apr 2019 A | 60,000,000 | 2018/12/03 | 2019/04/23 | 40.32 |
| 16096 | Goldman Sachs SP (Asia) - PetroChina European Wts Apr 2019 A | 80,000,000 | 2018/12/03 | 2019/04/23 | 12.00 |
| 16086 | Haitong Int'l Sec - Evergrande European Warrants Jun 2019 B | 40,000,000 | 2018/12/03 | 2019/06/03 | 11.60 |
| 16084 | Haitong Int'l Sec - Galaxy Ent European Warrants Jun 2019 A | 60,000,000 | 2018/12/03 | 2019/06/03 | 16.80 |
| 16092 | Haitong Int'l Sec - Lenovo European Warrants Jun 2019 A | 40,000,000 | 2018/12/03 | 2019/06/10 | 18.80 |
| 16087 | Haitong Int'l Sec - SHK Ppt European Warrants Jun 2019 A | 30,000,000 | 2018/12/03 | 2019/06/03 | 12.60 |
| 16093 | J P Morgan SP BV - Ping An European Warrants Apr 2019 A | 200,000,000 | 2018/12/03 | 2019/04/29 | 42.40 |
| 16094 | J P Morgan SP BV - Ping An European Warrants May 2019 A | 200,000,000 | 2018/12/03 | 2019/05/07 | 32.00 |
| 16067 | Macquarie Bank Ltd. - China Gas Hold Euro Wts Jun 2019 A | 40,000,000 | 2018/12/03 | 2019/06/04 | 10.16 |
| 16066 | Macquarie Bank Ltd. - MTRC European Warrants Jun 2019 A | 23,000,000 | 2018/12/03 | 2019/06/04 | 10.17 |
| 16065 | Macquarie Bank Ltd. - MTRC European Warrants Nov 2019 A | 40,000,000 | 2018/12/03 | 2019/11/04 | 10.08 |
| 16063 | Macquarie Bank Ltd. - Tencent European Warrants Jul 2019 I | 10,000,000 | 2018/12/03 | 2019/07/02 | 50.58 |
| 16062 | Macquarie Bank Ltd. - Tencent European Put Wts Jul 2019 H | 8,000,000 | 2018/12/03 | 2019/07/02 | 29.26 |
| 16064 | Macquarie Bank Ltd. - Towngas China European Wts Dec 2019 A | 9,000,000 | 2018/12/03 | 2019/12/23 | 10.30 |
| 16111 | SG Issuer - Country Garden European Warrants Apr 2020 B | 100,000,000 | 2018/12/03 | 2020/04/29 | 25.00 |
| 16110 | SG Issuer - CNOOC European Warrants Oct 2019 A | 200,000,000 | 2018/12/03 | 2019/10/31 | 50.00 |
| 16103 | SG Issuer - CSOP A50 ETF European Warrants Jun 2019 B | 25,000,000 | 2018/12/03 | 2019/06/28 | 11.75 |
| 16104 | SG Issuer - A50 China European Warrants Jun 2019 B | 25,000,000 | 2018/12/03 | 2019/06/28 | 10.88 |
| 16107 | SG Issuer - A50 China European Warrants Nov 2020 B | 200,000,000 | 2018/12/03 | 2020/11/30 | 50.00 |
| 16113 | SG Issuer - HSI European Warrants Jul 2019 B | 300,000,000 | 2018/12/03 | 2019/07/30 | 75.00 |
| 16112 | SG Issuer - PetroChina European Warrants Mar 2019 A | 50,000,000 | 2018/12/03 | 2019/03/04 | 10.00 |
| 16072 | UBS AG - CKH Holdings European Warrants Mar 2019 A | 40,000,000 | 2018/12/03 | 2019/03/29 | 11.12 |
| 16073 | UBS AG - HK & China Gas European Warrants Jun 2019 A | 20,000,000 | 2018/12/03 | 2019/06/24 | 14.58 |
| 16069 | UBS AG - Henderson Land Dev European Warrants Jun 2019 A | 50,000,000 | 2018/12/03 | 2019/06/24 | 12.75 |
| 16074 | UBS AG - PWR Assets European Warrants Sep 2019 A | 23,000,000 | 2018/12/03 | 2019/09/30 | 10.70 |
| 16068 | UBS AG - SHK Ppt European Warrants Apr 2019 B | 30,000,000 | 2018/12/03 | 2019/04/23 | 10.65 |
| 12206 # | BOCI Asia Ltd. - Tencent European Put Wts May 2019 A | 100,000,000 | 2018/12/03 | 2019/05/24 | 14.20 |
| 16152 | BOCI Asia Ltd. - AIA European Warrants May 2019 B | 60,000,000 | 2018/12/04 | 2019/05/31 | 28.74 |
| 16156 | BOCI Asia Ltd. - BYD Company European Warrants May 2019 A | 40,000,000 | 2018/12/04 | 2019/05/27 | 24.64 |
| 16153 | BOCI Asia Ltd. - CSOP A50 ETF European Warrants Mar 2019 A | 50,000,000 | 2018/12/04 | 2019/03/22 | 11.95 |
| 16158 | BOCI Asia Ltd. - Evergrande European Warrants Apr 2019 A | 40,000,000 | 2018/12/04 | 2019/04/23 | 10.56 |
| 16155 | BOCI Asia Ltd. - A50 China European Warrants Mar 2019 A | 65,000,000 | 2018/12/04 | 2019/03/21 | 10.53 |
| 16160 | BOCI Asia Ltd. - Kingdee Int'l European Warrants Jul 2019 A | 70,000,000 | 2018/12/04 | 2019/07/24 | 10.99 |
| 16159 | BOCI Asia Ltd. - Tencent European Put Wts Jun 2019 B | 200,000,000 | 2018/12/04 | 2019/06/06 | 32.00 |
| 16142 | BNP Paribas Issuance B.V. - AIA European Wts Aug 2019 A | 40,000,000 | 2018/12/04 | 2019/08/02 | 15.20 |

主 板 認 股 權 證

| 股份 代號 | 衍生權證 | 上市時之 | | 集資金額 到期日(百萬港元) | |
|----------|--|-------------|------------|-------------------|-------|
| | | 發行單位 | 上市日期 | | |
| 16137 | BNP Paribas Issuance B.V. - CC Bank Euro Wts Oct 2019 A | 40,000,000 | 2018/12/04 | 2019/10/03 | 11.20 |
| 16136 | BNP Paribas Issuance B.V. - Minsheng Bk Euro Wt Oct 2019 A | 40,000,000 | 2018/12/04 | 2019/10/03 | 15.60 |
| 16138 | BNP Paribas Issuance B.V. - Galaxy Ent Euro Wts Jul 2019 C | 40,000,000 | 2018/12/04 | 2019/07/03 | 13.20 |
| 16133 | BNP Paribas Issuance B.V. - HKEX European Wts Jul 2019 G | 30,000,000 | 2018/12/04 | 2019/07/03 | 17.40 |
| 16124 | BNP Paribas Issuance B.V. - HSI European Wts Apr 2019 C | 80,000,000 | 2018/12/04 | 2019/04/29 | 13.60 |
| 16122 | BNP Paribas Issuance B.V. - HSI European Wts May 2019 B | 80,000,000 | 2018/12/04 | 2019/05/30 | 16.00 |
| 16123 | BNP Paribas Issuance B.V. - HSI European Wts Jun 2019 B | 80,000,000 | 2018/12/04 | 2019/06/27 | 14.40 |
| 16126 | BNP Paribas Issuance B.V. - HSI Euro Put Wts Jun 2019 C | 80,000,000 | 2018/12/04 | 2019/06/27 | 12.00 |
| 16130 | BNP Paribas Issuance B.V. - Ping An European Wt Aug 2019 B | 40,000,000 | 2018/12/04 | 2019/08/02 | 10.40 |
| 16128 | BNP Paribas Issuance B.V. - Ping An European Wt Oct 2019 B | 40,000,000 | 2018/12/04 | 2019/10/03 | 10.40 |
| 16121 | BNP Paribas Issuance B.V. - Wynn Macau Euro Wts Apr 2019 B | 60,000,000 | 2018/12/04 | 2019/04/04 | 10.20 |
| 16177 | Credit Suisse AG - A50 China European Warrants Mar 2019 A | 50,000,000 | 2018/12/04 | 2019/03/28 | 13.50 |
| 16179 | Credit Suisse AG - Galaxy Ent European Put Wts Apr 2019 C | 50,000,000 | 2018/12/04 | 2019/04/25 | 14.25 |
| 16178 | Credit Suisse AG - Ping An European Warrants Apr 2019 D | 150,000,000 | 2018/12/04 | 2019/04/01 | 43.50 |
| 16180 | Credit Suisse AG - Tencent Euro Put Wts May 2019 K | 120,000,000 | 2018/12/04 | 2019/05/02 | 19.20 |
| 16175 | Goldman Sachs SP (Asia) - BOC HK European Wts Jul 2019 A | 70,000,000 | 2018/12/04 | 2019/07/24 | 10.50 |
| 16172 | Goldman Sachs SP (Asia) - China Mobile Euro Wts Mar 2019 B | 80,000,000 | 2018/12/04 | 2019/03/20 | 23.76 |
| 16171 | Goldman Sachs SP (Asia) - CSPC Pharma Euro Wts Mar 2019 B | 70,000,000 | 2018/12/04 | 2019/03/26 | 10.50 |
| 16176 | Goldman Sachs SP (Asia) - Geely Auto European Wts Apr 2019 D | 80,000,000 | 2018/12/04 | 2019/04/17 | 12.00 |
| 16127 | Haitong Int'l Sec - AIA European Warrants Jun 2019 A | 40,000,000 | 2018/12/04 | 2019/06/03 | 13.20 |
| 16168 | J P Morgan SP BV - A50 China European Warrants Mar 2019 B | 80,000,000 | 2018/12/04 | 2019/03/22 | 19.52 |
| 16166 | J P Morgan SP BV - Galaxy Ent European Put Wts Apr 2019 E | 100,000,000 | 2018/12/04 | 2019/04/30 | 26.10 |
| 16163 | J P Morgan SP BV - HSBC European Put Warrants Jun 2019 B | 100,000,000 | 2018/12/04 | 2019/06/04 | 25.10 |
| 16165 | J P Morgan SP BV - ICBC European Put Wts Jun 2019 A | 100,000,000 | 2018/12/04 | 2019/06/03 | 25.40 |
| 16169 | J P Morgan SP BV - Ping An European Put Warrants Apr 2019 B | 100,000,000 | 2018/12/04 | 2019/04/30 | 15.70 |
| 16167 | J P Morgan SP BV - Tencent European Put Warrants May 2019 H | 250,000,000 | 2018/12/04 | 2019/05/21 | 38.25 |
| 16162 | J P Morgan SP BV - Tingyi European Warrants Jul 2019 A | 60,000,000 | 2018/12/04 | 2019/07/31 | 15.18 |
| 16151 | Macquarie Bank Ltd. - BankComm European Warrants Sep 2019 A | 27,400,000 | 2018/12/04 | 2019/09/03 | 10.03 |
| 16149 | Macquarie Bank Ltd. - Country Garden European Wts Jul 2019 B | 11,400,000 | 2018/12/04 | 2019/07/03 | 10.02 |
| 16145 | Macquarie Bank Ltd. - CSOP A50 ETF European Wts Jul 2019 A | 17,000,000 | 2018/12/04 | 2019/07/03 | 10.61 |
| 16146 | Macquarie Bank Ltd. - CSOP A50 ETF European Put Wts Sep 19 A | 10,000,000 | 2018/12/04 | 2019/09/03 | 10.03 |
| 16148 | Macquarie Bank Ltd. - Tencent European Warrants Jul 2019 J | 14,000,000 | 2018/12/04 | 2019/07/02 | 10.08 |
| 16181 | SG Issuer - CNBM European Warrants Jun 2019 A | 12,000,000 | 2018/12/04 | 2019/06/28 | 11.52 |
| 16185 | SG Issuer - HSBC European Warrants May 2019 B | 80,000,000 | 2018/12/04 | 2019/05/31 | 16.00 |
| 16182 | SG Issuer - HSBC European Put Warrants Mar 2019 F | 60,000,000 | 2018/12/04 | 2019/03/25 | 17.40 |
| 16188 | SG Issuer - Tencent European Warrants Jul 2019 A | 200,000,000 | 2018/12/04 | 2019/07/31 | 50.00 |
| 16186 | SG Issuer - Tencent European Put Warrants May 2019 I | 200,000,000 | 2018/12/04 | 2019/05/24 | 43.00 |
| 16161 | UBS AG - HTSC European Warrants Dec 2019 A | 60,000,000 | 2018/12/04 | 2019/12/02 | 16.20 |
| 16115 | Bank Vontobel - BOC HK European Warrants Apr 2019 A | 60,000,000 | 2018/12/04 | 2019/04/30 | 10.20 |
| 16118 | Bank Vontobel - China Mobile European Put Warrants Jun 2019A | 20,000,000 | 2018/12/04 | 2019/06/25 | 10.40 |
| 16117 | Bank Vontobel - Evergrande European Warrants Jul 2019 A | 40,000,000 | 2018/12/04 | 2019/07/29 | 10.00 |
| 16114 | Bank Vontobel - MTR Corporation European Warrants Jun 2019 A | 40,000,000 | 2018/12/04 | 2019/06/25 | 10.00 |
| 16120 | Bank Vontobel - Zijin Mining European Warrants Jul 2019 A | 40,000,000 | 2018/12/04 | 2019/07/15 | 11.60 |
| 16207 | Credit Suisse AG - CM Bank European Warrants Jun 2019 A | 40,000,000 | 2018/12/05 | 2019/06/04 | 10.00 |

主板 認股權證

| 股份 代號 | 衍生權證 | 上市時之 | | | 集資金額 到期日(百萬港元) |
|----------|--|-------------|------------|------------|-------------------|
| | | 發行單位 | 上市日期 | | |
| 16206 | Credit Suisse AG - China Taiping European Warrants Jun 2019A | 40,000,000 | 2018/12/05 | 2019/06/04 | 10.80 |
| 16205 | Credit Suisse AG - Evergrande European Warrants Jun 2019 A | 40,000,000 | 2018/12/05 | 2019/06/04 | 10.00 |
| 16202 | Credit Suisse AG - ICBC European Put Warrants Mar 2019 B | 50,000,000 | 2018/12/05 | 2019/03/29 | 11.50 |
| 16204 | Credit Suisse AG - Meituan European Warrants Jun 2019 B | 30,000,000 | 2018/12/05 | 2019/06/04 | 21.00 |
| 16209 | Credit Suisse AG - Tencent European Wts Mar 2019 T | 250,000,000 | 2018/12/05 | 2019/03/19 | 37.50 |
| 16203 | Credit Suisse AG - Tencent Euro Put Wts May 2019 L | 120,000,000 | 2018/12/05 | 2019/05/21 | 18.00 |
| 16208 | Credit Suisse AG - Wynn Macau European Warrants Jul 2019 A | 40,000,000 | 2018/12/05 | 2019/07/31 | 10.00 |
| 16227 | Goldman Sachs SP (Asia) - CM Bank European Wts Apr 2019 A | 70,000,000 | 2018/12/05 | 2019/04/17 | 10.50 |
| 16215 | Goldman Sachs SP (Asia) - CSOP A50 ETF Euro Wts Mar 2019 B | 80,000,000 | 2018/12/05 | 2019/03/26 | 12.00 |
| 16225 | Goldman Sachs SP (Asia) - A50 China European Wts Mar 2019 B | 80,000,000 | 2018/12/05 | 2019/03/21 | 15.36 |
| 16230 | Goldman Sachs SP (Asia) - HSI European Put Wts Mar 2019 J | 150,000,000 | 2018/12/05 | 2019/03/28 | 26.55 |
| 16229 | Goldman Sachs SP (Asia) - Tencent European Put Wt May 2019 H | 100,000,000 | 2018/12/05 | 2019/05/24 | 16.30 |
| 16197 | Haitong Int'l Sec - China Huarong European Warrants Jul 19 A | 40,000,000 | 2018/12/05 | 2019/07/05 | 10.00 |
| 16198 | Haitong Int'l Sec - China Lit European Warrants Mar 2019 A | 40,000,000 | 2018/12/05 | 2019/03/20 | 16.80 |
| 16195 | Haitong Int'l Sec - HKEX European Put Warrants Mar 2019 G | 32,000,000 | 2018/12/05 | 2019/03/05 | 10.24 |
| 16201 | Haitong Int'l Sec - Tencent European Warrants Jun 2019 H | 80,000,000 | 2018/12/05 | 2019/06/28 | 20.00 |
| 16199 | Haitong Int'l Sec - Tencent European Put Warrants Jun 2019 G | 80,000,000 | 2018/12/05 | 2019/06/28 | 20.80 |
| 16220 | SG Issuer - China Cinda European Warrants Jun 2019 A | 40,000,000 | 2018/12/05 | 2019/06/28 | 10.00 |
| 16226 | SG Issuer - GAC European Warrants Apr 2019 A | 11,000,000 | 2018/12/05 | 2019/04/30 | 10.01 |
| 16212 | SG Issuer - HSI European Put Warrants Apr 2019 K | 300,000,000 | 2018/12/05 | 2019/04/29 | 72.00 |
| 16214 | SG Issuer - Tencent European Warrants Mar 2019 O | 200,000,000 | 2018/12/05 | 2019/03/19 | 30.00 |
| 16210 | SG Issuer - Tencent European Put Warrants Mar 2019 N | 20,000,000 | 2018/12/05 | 2019/03/04 | 27.60 |
| 16218 | SG Issuer - Tencent European Put Warrants Mar 2019 P | 200,000,000 | 2018/12/05 | 2019/03/29 | 54.00 |
| 16228 | SG Issuer - Yanzhou Coal Eu Wt Jul 2019 A | 10,000,000 | 2018/12/05 | 2019/07/31 | 10.00 |
| 16190 | UBS AG - Tencent European Warrants Mar 2019 P | 300,000,000 | 2018/12/05 | 2019/03/19 | 45.30 |
| 16193 | UBS AG - Tencent European Warrants Apr 2019 L | 300,000,000 | 2018/12/05 | 2019/04/25 | 60.00 |
| 16194 | UBS AG - Tencent European Put Warrants Mar 2019 Q | 300,000,000 | 2018/12/05 | 2019/03/22 | 90.00 |
| 16250 | BNP Paribas Issuance B.V. - BYD Company European Wts Aug 19A | 40,000,000 | 2018/12/06 | 2019/08/02 | 18.80 |
| 16252 | BNP Paribas Issuance B.V. - China Mobile Euro Wts Oct 2019 A | 40,000,000 | 2018/12/06 | 2019/10/03 | 10.40 |
| 16249 | BNP Paribas Issuance B.V. - Evergrande Euro Wts Aug 2019 A | 50,000,000 | 2018/12/06 | 2019/08/02 | 13.50 |
| 16247 | BNP Paribas Issuance B.V. - Geely Auto Euro Wts Jul 2019 A | 70,000,000 | 2018/12/06 | 2019/07/03 | 10.50 |
| 16245 | BNP Paribas Issuance B.V. - Galaxy Ent Euro Wts Aug 2019 A | 40,000,000 | 2018/12/06 | 2019/08/02 | 10.40 |
| 16253 | BNP Paribas Issuance B.V. - SUNAC European Wts Aug 2019 A | 40,000,000 | 2018/12/06 | 2019/08/02 | 13.60 |
| 16246 | BNP Paribas Issuance B.V. - Xiaomi European Warrants Jan 20A | 80,000,000 | 2018/12/06 | 2020/01/03 | 20.00 |
| 16264 | Credit Suisse AG - China Cinda European Warrants Jun 2019 A | 40,000,000 | 2018/12/06 | 2019/06/28 | 10.00 |
| 16268 | Credit Suisse AG - Meitu European Warrants Jun 2019 A | 20,000,000 | 2018/12/06 | 2019/06/05 | 15.80 |
| 16269 | Credit Suisse AG - Xiaomi European Warrants Jun 2019 C | 100,000,000 | 2018/12/06 | 2019/06/21 | 17.50 |
| 16276 | Goldman Sachs SP (Asia) - CAM CSI300 European Wts Sep 2019 A | 80,000,000 | 2018/12/06 | 2019/09/23 | 12.00 |
| 16282 | Goldman Sachs SP (Asia) - CC Bank European Wts Mar 2019 D | 80,000,000 | 2018/12/06 | 2019/03/06 | 12.00 |
| 16277 | Goldman Sachs SP (Asia) - CM Bank European Wts Apr 2019 B | 60,000,000 | 2018/12/06 | 2019/04/23 | 14.94 |
| 16278 | Goldman Sachs SP (Asia) - A50 China European Wts Nov 2020 A | 100,000,000 | 2018/12/06 | 2020/11/03 | 15.00 |
| 16279 | Goldman Sachs SP (Asia) - HSBC European Put Wts Apr 2019 D | 80,000,000 | 2018/12/06 | 2019/04/23 | 12.00 |
| 16280 | Goldman Sachs SP (Asia) - Ping An Euro Put Wts Apr 2019 D | 80,000,000 | 2018/12/06 | 2019/04/16 | 12.00 |
| 16237 | HK Bank - A50 China European Warrants Nov 2020 A | 100,000,000 | 2018/12/06 | 2020/11/03 | 16.00 |

主 板 認 股 權 證

| 股份 代號 | 衍生權證 | 上市時之 | | 集資金額 到期日(百萬港元) | |
|----------|--|-------------|------------|-------------------|-------|
| | | 發行單位 | 上市日期 | | |
| 16238 | HK Bank - Galaxy Ent European Warrants Jun 2019 A | 50,000,000 | 2018/12/06 | 2019/06/05 | 12.50 |
| 16239 | HK Bank - Tencent European Warrants May 2019 F | 80,000,000 | 2018/12/06 | 2019/05/30 | 12.00 |
| 16244 | Haitong Int'l Sec - AIA European Warrants Apr 2019 D | 80,000,000 | 2018/12/06 | 2019/04/09 | 12.00 |
| 16273 | Haitong Int'l Sec - China Mobile European Wts Apr 2019 E | 70,000,000 | 2018/12/06 | 2019/04/25 | 16.80 |
| 16274 | Haitong Int'l Sec - China Mobile European Put Wts Jun 2019 B | 70,000,000 | 2018/12/06 | 2019/06/28 | 29.40 |
| 16231 | Haitong Int'l Sec - Ping An European Warrants May 2019 E | 100,000,000 | 2018/12/06 | 2019/05/07 | 19.00 |
| 16275 | Haitong Int'l Sec - Yanzhou Coal European Warrants Feb 2020A | 150,000,000 | 2018/12/06 | 2020/02/20 | 37.50 |
| 16257 | J P Morgan SP BV - Angang Steel European Warrants Jun 2019 A | 30,000,000 | 2018/12/06 | 2019/06/06 | 13.95 |
| 16255 | J P Morgan SP BV - COSCO Sh Hold European Warrants Jun 2019A | 40,000,000 | 2018/12/06 | 2019/06/06 | 10.32 |
| 16259 | J P Morgan SP BV - China Telecom European Warrants Jul 2019A | 60,000,000 | 2018/12/06 | 2019/07/31 | 15.12 |
| 16262 | J P Morgan SP BV - Meitu European Warrants Jun 2019 A | 30,000,000 | 2018/12/06 | 2019/06/06 | 17.16 |
| 16260 | J P Morgan SP BV - PetroChina European Put Warrants Apr 19 C | 100,000,000 | 2018/12/06 | 2019/04/30 | 25.30 |
| 16261 | J P Morgan SP BV - Tencent European Warrants May 2019 I | 250,000,000 | 2018/12/06 | 2019/05/24 | 37.75 |
| 16236 | SG Issuer - HSI European Warrants Apr 2019 L | 300,000,000 | 2018/12/06 | 2019/04/29 | 45.00 |
| 16242 | UBS AG - BYD Electronic European Warrants Jul 2019 B | 50,000,000 | 2018/12/06 | 2019/07/29 | 12.50 |
| 16240 | UBS AG - Link REIT European Warrants Jun 2019 A | 50,000,000 | 2018/12/06 | 2019/06/05 | 18.95 |
| 16235 | Bank Vontobel - CC Bank European Warrants Jul 2019 A | 60,000,000 | 2018/12/06 | 2019/07/24 | 10.80 |
| 16233 | Bank Vontobel - CLP Holdings European Warrants Sep 2019 A | 25,000,000 | 2018/12/06 | 2019/09/23 | 11.50 |
| 16234 | Bank Vontobel - CNOOC European Warrants Mar 2019 B | 40,000,000 | 2018/12/06 | 2019/03/26 | 10.00 |
| 16232 | Bank Vontobel - Sands China Ltd European Warrants Mar 2019 A | 50,000,000 | 2018/12/06 | 2019/03/27 | 10.00 |
| 14051 # | J P Morgan SP BV - HSI European Put Warrants Apr 2019 H | 300,000,000 | 2018/12/06 | 2019/04/29 | 22.80 |
| 16300 | Credit Suisse AG - BYD Electronic European Wts Jul 2019 A | 40,000,000 | 2018/12/07 | 2019/07/26 | 10.00 |
| 16302 | Credit Suisse AG - China Mobile European Warrants Jun 2019 A | 60,000,000 | 2018/12/07 | 2019/06/10 | 17.40 |
| 16299 | Credit Suisse AG - CMS European Warrants Sep 2019 A | 40,000,000 | 2018/12/07 | 2019/09/30 | 10.00 |
| 16318 | Goldman Sachs SP (Asia) - CAM CSI300 European Wts Apr 2019 A | 80,000,000 | 2018/12/07 | 2019/04/24 | 12.00 |
| 16317 | Goldman Sachs SP (Asia) - Country Garden Euro Wts Jun 2019 A | 70,000,000 | 2018/12/07 | 2019/06/21 | 10.50 |
| 16319 | Goldman Sachs SP (Asia) - Geely Auto European Put Wts Apr19E | 70,000,000 | 2018/12/07 | 2019/04/17 | 10.50 |
| 16321 | Goldman Sachs SP (Asia) - HKEX European Put Wts Jun 2019 G | 100,000,000 | 2018/12/07 | 2019/06/25 | 15.00 |
| 16320 | Goldman Sachs SP (Asia) - ICBC European Put Warrants Mar 19B | 70,000,000 | 2018/12/07 | 2019/03/26 | 10.50 |
| 16297 | Haitong Int'l Sec - GAC European Warrants Apr 2019 A | 20,000,000 | 2018/12/07 | 2019/04/29 | 18.00 |
| 16296 | Haitong Int'l Sec - Greatwall Motor European Warrants Jun19B | 25,000,000 | 2018/12/07 | 2019/06/12 | 13.25 |
| 16295 | J P Morgan SP BV - CC Bank European Wts May 2019 B | 100,000,000 | 2018/12/07 | 2019/05/28 | 39.40 |
| 16293 | J P Morgan SP BV - China Coal European Warrants Apr 2019 A | 60,000,000 | 2018/12/07 | 2019/04/30 | 11.34 |
| 16294 | J P Morgan SP BV - Evergrande European Put Warrants Jul 19 A | 40,000,000 | 2018/12/07 | 2019/07/02 | 13.84 |
| 16285 | Macquarie Bank Ltd. - Hang Seng Bank European Wts Sep 2019 A | 15,000,000 | 2018/12/07 | 2019/09/03 | 10.26 |
| 16291 | Macquarie Bank Ltd. - Hang Seng Bank European Put Wts Jul19B | 29,000,000 | 2018/12/07 | 2019/07/03 | 10.09 |
| 16292 | Macquarie Bank Ltd. - Meitu European Warrants Jul 2019 A | 12,900,000 | 2018/12/07 | 2019/07/16 | 10.06 |
| 16286 | Macquarie Bank Ltd. - Tencent European Warrants Jul 2019 K | 18,600,000 | 2018/12/07 | 2019/07/02 | 10.03 |
| 16290 | Macquarie Bank Ltd. - Tencent European Put Wts Jun 2019 J | 23,300,000 | 2018/12/07 | 2019/06/25 | 10.02 |
| 16303 | SG Issuer - AIA European Warrants Mar 2019 D | 70,000,000 | 2018/12/07 | 2019/03/29 | 10.50 |
| 16308 | SG Issuer - China Coal European Warrants Jul 2019 A | 25,000,000 | 2018/12/07 | 2019/07/31 | 11.38 |
| 16310 | SG Issuer - China Res Land European Warrants Jul 2019 A | 40,000,000 | 2018/12/07 | 2019/07/31 | 11.20 |
| 16311 | SG Issuer - Greatwall Motor European Warrants Jun 2019 A | 20,000,000 | 2018/12/07 | 2019/06/28 | 11.20 |
| 16312 | SG Issuer - Meitu European Warrants Jun 2019 A | 20,000,000 | 2018/12/07 | 2019/06/28 | 10.00 |

主 板 認 股 權 證

| 股份 代號 | 衍生權證 | 上市時之 | | | 集資金額 到期日(百萬港元) |
|----------|--|-------------|------------|------------|-------------------|
| | | 發行單位 | 上市日期 | | |
| 16309 | SG Issuer - Mengniu Dairy European Warrants Jul 2019 A | 40,000,000 | 2018/12/07 | 2019/07/31 | 10.00 |
| 16313 | SG Issuer - PSBC European Warrants Jun 2019 A | 25,000,000 | 2018/12/07 | 2019/06/28 | 10.13 |
| 16315 | SG Issuer - SUNAC European Warrants Jul 2019 A | 40,000,000 | 2018/12/07 | 2019/07/31 | 14.60 |
| 16306 | SG Issuer - Xiaomi European Warrants Jun 2019 C | 150,000,000 | 2018/12/07 | 2019/06/28 | 22.50 |
| 16371 | Credit Suisse AG - AIA European Warrants Mar 2019 E | 70,000,000 | 2018/12/10 | 2019/03/26 | 12.60 |
| 16369 | Credit Suisse AG - CC Bank European Warrants Mar 2019 C | 60,000,000 | 2018/12/10 | 2019/03/26 | 10.20 |
| 16368 | Credit Suisse AG - HKEX European Put Warrants Jun 2019 E | 100,000,000 | 2018/12/10 | 2019/06/26 | 15.00 |
| 16372 | Credit Suisse AG - Mengniu Dairy European Wts Jul 2019 A | 40,000,000 | 2018/12/10 | 2019/07/26 | 10.00 |
| 16326 | Credit Suisse AG - Tencent Euro Put Wts Mar 2019 U | 120,000,000 | 2018/12/10 | 2019/03/22 | 18.00 |
| 16322 | Credit Suisse AG - Tencent Euro Put Wts May 2019 M | 120,000,000 | 2018/12/10 | 2019/05/21 | 18.00 |
| 16324 | Credit Suisse AG - Tencent Euro Put Wts May 2019 N | 120,000,000 | 2018/12/10 | 2019/05/24 | 18.00 |
| 16323 | Credit Suisse AG - Tencent Euro Put Wts Jul 2019 A | 120,000,000 | 2018/12/10 | 2019/07/23 | 18.00 |
| 16336 | Goldman Sachs SP (Asia) - Bank of China Euro Wts Apr 2019 A | 80,000,000 | 2018/12/10 | 2019/04/24 | 12.00 |
| 16340 | Goldman Sachs SP (Asia) - CNOOC European Put Warrants Apr19B | 50,000,000 | 2018/12/10 | 2019/04/03 | 18.50 |
| 16337 | Goldman Sachs SP (Asia) - China Shenhua Euro Wts Apr 2019 A | 70,000,000 | 2018/12/10 | 2019/04/24 | 10.50 |
| 16339 | Goldman Sachs SP (Asia) - Ping An Euro Put Wts Apr 2019 E | 80,000,000 | 2018/12/10 | 2019/04/23 | 15.84 |
| 16338 | Goldman Sachs SP (Asia) - Tencent European Put Wt Apr 2019 O | 100,000,000 | 2018/12/10 | 2019/04/23 | 15.00 |
| 16335 | Haitong Int'l Sec - China Overseas European Wts Jul 2019 A | 40,000,000 | 2018/12/10 | 2019/07/10 | 10.00 |
| 16334 | Haitong Int'l Sec - Galaxy Ent European Warrants Apr 2019 C | 40,000,000 | 2018/12/10 | 2019/04/30 | 10.80 |
| 16342 | J P Morgan SP BV - Galaxy Ent European Warrants Apr 2019 F | 100,000,000 | 2018/12/10 | 2019/04/30 | 20.90 |
| 16355 | J P Morgan SP BV - Galaxy Ent European Warrants Apr 2019 G | 100,000,000 | 2018/12/10 | 2019/04/24 | 30.60 |
| 16343 | J P Morgan SP BV - Galaxy Ent European Put Wts May 2019 A | 100,000,000 | 2018/12/10 | 2019/05/31 | 32.20 |
| 16353 | J P Morgan SP BV - Greatwall Motor European Wts Mar 2019 A | 80,000,000 | 2018/12/10 | 2019/03/29 | 24.72 |
| 16356 | J P Morgan SP BV - HSCEI European Put Warrants Jun 2019 C | 200,000,000 | 2018/12/10 | 2019/06/27 | 50.20 |
| 16341 | J P Morgan SP BV - HSI European Put Warrants Mar 2019 I | 300,000,000 | 2018/12/10 | 2019/03/28 | 45.00 |
| 16352 | J P Morgan SP BV - Haitong Sec European Warrants May 2019 A | 30,000,000 | 2018/12/10 | 2019/05/28 | 17.10 |
| 16351 | J P Morgan SP BV - Mengniu Dairy European Wts Apr 2019 A | 60,000,000 | 2018/12/10 | 2019/04/30 | 10.38 |
| 16350 | J P Morgan SP BV - NagaCorp European Warrants Sep 2019 A | 50,000,000 | 2018/12/10 | 2019/09/30 | 12.50 |
| 16345 | J P Morgan SP BV - Sands China Ltd European Warrants Jun 19A | 80,000,000 | 2018/12/10 | 2019/06/14 | 20.08 |
| 16347 | J P Morgan SP BV - Sands China Ltd European Put Wts Jun 19 B | 80,000,000 | 2018/12/10 | 2019/06/10 | 20.16 |
| 16354 | J P Morgan SP BV - SUNAC European Warrants Jul 2019 A | 50,000,000 | 2018/12/10 | 2019/07/10 | 14.35 |
| 16349 | J P Morgan SP BV - Tencent European Put Warrants Apr 2019 L | 250,000,000 | 2018/12/10 | 2019/04/23 | 40.00 |
| 16348 | J P Morgan SP BV - Wynn Macau European Put Warrants Jun 19 A | 80,000,000 | 2018/12/10 | 2019/06/28 | 20.08 |
| 16331 | Macquarie Bank Ltd. - PICC Group European Wts Jul 2019 A | 40,000,000 | 2018/12/10 | 2019/07/03 | 10.04 |
| 16330 | Macquarie Bank Ltd. - Tencent European Warrants Jun 2019 K | 38,000,000 | 2018/12/10 | 2019/06/25 | 10.03 |
| 16363 | SG Issuer - BYD Electronic European Warrants Jul 2019 A | 60,000,000 | 2018/12/10 | 2019/07/31 | 15.00 |
| 16367 | SG Issuer - HSCEI European Put Warrants May 2019 A | 150,000,000 | 2018/12/10 | 2019/05/30 | 30.00 |
| 16365 | SG Issuer - HSI European Put Warrants Mar 2019 J | 300,000,000 | 2018/12/10 | 2019/03/28 | 52.50 |
| 16357 | SG Issuer - MTR Corporation European Warrants Jun 2019 A | 40,000,000 | 2018/12/10 | 2019/06/28 | 10.00 |
| 16359 | SG Issuer - Tencent European Put Warrants Apr 2019 P | 200,000,000 | 2018/12/10 | 2019/04/18 | 40.00 |
| 16361 | SG Issuer - WH Group European Warrants Jul 2019 B | 15,000,000 | 2018/12/10 | 2019/07/05 | 10.05 |
| 16362 | SG Issuer - Wynn Macau European Warrants Jul 2019 A | 40,000,000 | 2018/12/10 | 2019/07/31 | 10.00 |
| 16327 | UBS AG - Galaxy Ent European Warrants May 2019 A | 60,000,000 | 2018/12/10 | 2019/05/27 | 16.56 |
| 16328 | UBS AG - Galaxy Ent European Put Warrants Jun 2019 A | 60,000,000 | 2018/12/10 | 2019/06/10 | 25.50 |

主 板 認 股 權 證

| 股份 代號 | 衍生權證 | 上市時之 | | 集資金額 到期日(百萬港元) | |
|----------|--|-------------|------------|-------------------|-------|
| | | 發行單位 | 上市日期 | | |
| 16329 | UBS AG - HSI European Put Warrants Apr 2019 K | 300,000,000 | 2018/12/10 | 2019/04/29 | 80.70 |
| 16404 | BOCI Asia Ltd. - AIA European Warrants May 2019 C | 80,000,000 | 2018/12/11 | 2019/05/27 | 30.40 |
| 16407 | BOCI Asia Ltd. - CK Asset European Warrants Jun 2019 A | 50,000,000 | 2018/12/11 | 2019/06/21 | 14.70 |
| 16406 | BOCI Asia Ltd. - Geely Auto European Warrants Apr 2019 B | 100,000,000 | 2018/12/11 | 2019/04/24 | 15.40 |
| 16399 | BOCI Asia Ltd. - Galaxy Ent European Warrants May 2019 A | 100,000,000 | 2018/12/11 | 2019/05/27 | 36.70 |
| 16449 | BOCI Asia Ltd. - Hang Seng Bank European Warrants Dec 2019 A | 100,000,000 | 2018/12/11 | 2019/12/09 | 25.00 |
| 16398 | BOCI Asia Ltd. - HSI European Warrants Jun 2019 C | 200,000,000 | 2018/12/11 | 2019/06/27 | 41.60 |
| 16402 | BOCI Asia Ltd. - Sands China Ltd European Warrants Jun 2019A | 100,000,000 | 2018/12/11 | 2019/06/25 | 22.40 |
| 16408 | BOCI Asia Ltd. - Xiaomi European Warrants Sep 2019 A | 150,000,000 | 2018/12/11 | 2019/09/23 | 27.30 |
| 16376 | BNP Paribas Issuance B.V. - Country Garden Eu Wt Oct 2019 A | 100,000,000 | 2018/12/11 | 2019/10/03 | 15.00 |
| 16381 | BNP Paribas Issuance B.V. - CK Asset European Wts Jul 2019 A | 40,000,000 | 2018/12/11 | 2019/07/03 | 10.00 |
| 16382 | BNP Paribas Issuance B.V. - China Unicom Euro Wt Jul 2019 A | 40,000,000 | 2018/12/11 | 2019/07/03 | 14.40 |
| 16378 | BNP Paribas Issuance B.V. - PetroChina Euro Wts Jul 2019 A | 40,000,000 | 2018/12/11 | 2019/07/03 | 10.00 |
| 16390 | BNP Paribas Issuance B.V. - Ping An European Wt Aug 2019 C | 70,000,000 | 2018/12/11 | 2019/08/02 | 11.20 |
| 16379 | BNP Paribas Issuance B.V. - SHK Ppt Euro Warrants Oct 2019 A | 30,000,000 | 2018/12/11 | 2019/10/03 | 11.10 |
| 16387 | BNP Paribas Issuance B.V. - Tencent European Wts Oct 2019 E | 80,000,000 | 2018/12/11 | 2019/10/03 | 20.00 |
| 16393 | BNP Paribas Issuance B.V. - Xiaomi European Warrants Jul 19B | 80,000,000 | 2018/12/11 | 2019/07/03 | 15.20 |
| 16438 | Credit Suisse AG - Galaxy Ent European Warrants Jun 2019 A | 50,000,000 | 2018/12/11 | 2019/06/10 | 20.00 |
| 16435 | Credit Suisse AG - MTRC European Warrants Jun 2019 A | 40,000,000 | 2018/12/11 | 2019/06/10 | 10.00 |
| 16437 | Credit Suisse AG - PICC Group European Warrants May 2019 A | 40,000,000 | 2018/12/11 | 2019/05/21 | 10.00 |
| 16439 | Credit Suisse AG - Ping An European Put Warrants Apr 2019 E | 80,000,000 | 2018/12/11 | 2019/04/25 | 20.00 |
| 16436 | Credit Suisse AG - Sands China European Warrants Jun 2019 B | 50,000,000 | 2018/12/11 | 2019/06/28 | 12.50 |
| 16432 | Credit Suisse AG - Sands China European Put Wts Jun 2019 A | 50,000,000 | 2018/12/11 | 2019/06/10 | 15.00 |
| 16375 | Credit Suisse AG - Tencent European Wts Apr 2019 N | 250,000,000 | 2018/12/11 | 2019/04/18 | 37.50 |
| 16441 | Goldman Sachs SP (Asia) - Evergrande European Wts Mar 2019 A | 70,000,000 | 2018/12/11 | 2019/03/26 | 10.50 |
| 16444 | Goldman Sachs SP (Asia) - Geely Auto European Wts Mar 2019 D | 80,000,000 | 2018/12/11 | 2019/03/26 | 12.00 |
| 16448 | Goldman Sachs SP (Asia) - Galaxy Ent European Wts Apr 2019 D | 80,000,000 | 2018/12/11 | 2019/04/23 | 15.36 |
| 16443 | Goldman Sachs SP (Asia) - Ping An European Wts Apr 2019 F | 100,000,000 | 2018/12/11 | 2019/04/18 | 23.00 |
| 16440 | Goldman Sachs SP (Asia) - Sands China Ltd Euro Wts Apr 2019A | 80,000,000 | 2018/12/11 | 2019/04/18 | 12.72 |
| 16420 | Haitong Int'l Sec - HKEX European Warrants Jun 2019 D | 100,000,000 | 2018/12/11 | 2019/06/25 | 15.00 |
| 16421 | Haitong Int'l Sec - HKEX European Put Warrants Jun 2019 E | 100,000,000 | 2018/12/11 | 2019/06/28 | 15.00 |
| 16410 | J P Morgan SP BV - Agricultural Bank Euro Warrants Jul 2019A | 100,000,000 | 2018/12/11 | 2019/07/26 | 15.00 |
| 16411 | J P Morgan SP BV - CC Bank European Wts Mar 2019 C | 100,000,000 | 2018/12/11 | 2019/03/29 | 15.00 |
| 16418 | J P Morgan SP BV - Chi Res Land European Warrants Jun 2019 A | 50,000,000 | 2018/12/11 | 2019/06/28 | 12.50 |
| 16419 | J P Morgan SP BV - PICC Group European Warrants Jun 2019 A | 60,000,000 | 2018/12/11 | 2019/06/28 | 15.00 |
| 16415 | J P Morgan SP BV - Tencent European Warrants Jun 2019 B | 250,000,000 | 2018/12/11 | 2019/06/24 | 37.50 |
| 16416 | J P Morgan SP BV - Tencent European Warrants Jun 2019 C | 250,000,000 | 2018/12/11 | 2019/06/25 | 37.50 |
| 16395 | Macquarie Bank Ltd. - CPIC European Warrants Aug 2019 A | 40,000,000 | 2018/12/11 | 2019/08/02 | 10.00 |
| 16386 | Macquarie Bank Ltd. - Evergrande European Wts Oct 2019 B | 19,000,000 | 2018/12/11 | 2019/10/03 | 10.05 |
| 16383 | Macquarie Bank Ltd. - Galaxy Ent European Put Wts Jul 2019 A | 18,000,000 | 2018/12/11 | 2019/07/03 | 10.08 |
| 16397 | Macquarie Bank Ltd. - Tingyi European Warrants Dec 2019 A | 39,000,000 | 2018/12/11 | 2019/12/17 | 10.02 |
| 16429 | SG Issuer - China Gas Hold Eu Wt Jun 2019 A | 25,000,000 | 2018/12/11 | 2019/06/28 | 10.00 |
| 16423 | SG Issuer - Dongfeng European Warrants Jul 2019 A | 15,000,000 | 2018/12/11 | 2019/07/31 | 10.05 |
| 16424 | SG Issuer - HSBC European Put Warrants May 2019 C | 60,000,000 | 2018/12/11 | 2019/05/31 | 12.90 |

主 板 認 股 權 證

| 股份 代號 | 衍生權證 | 上市時之 | | 集資金額 到期日(百萬港元) | |
|----------|--|-------------|------------|-------------------|-------|
| | | 發行單位 | 上市日期 | | |
| 16431 | SG Issuer - Ping An European Warrants Apr 2019 D | 80,000,000 | 2018/12/11 | 2019/04/30 | 12.00 |
| 16427 | SG Issuer - Sands China European Put Warrants Mar 2019 B | 50,000,000 | 2018/12/11 | 2019/03/29 | 10.00 |
| 16428 | SG Issuer - Tencent European Warrants Jun 2019 A | 200,000,000 | 2018/12/11 | 2019/06/28 | 35.00 |
| 26111 # | Credit Suisse AG - HKEX European Warrants Mar 2019 A | 120,000,000 | 2018/12/11 | 2019/03/26 | 11.28 |
| 22355 # | J P Morgan SP BV - HSI European Warrants Mar 2019 A | 300,000,000 | 2018/12/11 | 2019/03/28 | 14.10 |
| 10067 | BNP Paribas Issuance B.V. - EUR/USD Euro Wts Jun 2019 A | 50,000,000 | 2018/12/12 | 2019/06/21 | 14.00 |
| 10068 | BNP Paribas Issuance B.V. - EUR/USD Euro Put Wt Jun 2019 B | 50,000,000 | 2018/12/12 | 2019/06/21 | 12.50 |
| 10069 | BNP Paribas Issuance B.V. - GBP/USD European Wts Jun 2019 A | 50,000,000 | 2018/12/12 | 2019/06/21 | 15.00 |
| 10070 | BNP Paribas Issuance B.V. - GBP/USD European Put Wt Jun 19 B | 50,000,000 | 2018/12/12 | 2019/06/21 | 15.00 |
| 10077 | BNP Paribas Issuance B.V. - Gold European Wts Jun 2019 A | 50,000,000 | 2018/12/12 | 2019/06/21 | 12.50 |
| 10079 | BNP Paribas Issuance B.V. - Gold Euro Put Wts Jun 2019 B | 50,000,000 | 2018/12/12 | 2019/06/21 | 12.50 |
| 10062 | BNP Paribas Issuance B.V. - USD/CNH European Wts Jun 2019 A | 50,000,000 | 2018/12/12 | 2019/06/21 | 12.50 |
| 10063 | BNP Paribas Issuance B.V. - USD/CNH European Put Wts Jun 19B | 50,000,000 | 2018/12/12 | 2019/06/21 | 12.50 |
| 10064 | BNP Paribas Issuance B.V. - USD/YEN Euro Wts Jun 2019 A | 50,000,000 | 2018/12/12 | 2019/06/21 | 12.50 |
| 10065 | BNP Paribas Issuance B.V. - USD/YEN Eur Put Wts Jun 2019 B | 50,000,000 | 2018/12/12 | 2019/06/21 | 12.50 |
| 16485 | Credit Suisse AG - CKH Holdings European Warrants Jun 2019 B | 40,000,000 | 2018/12/12 | 2019/06/11 | 10.00 |
| 16486 | Credit Suisse AG - CPIC European Warrants Jul 2019 A | 40,000,000 | 2018/12/12 | 2019/07/12 | 10.00 |
| 16487 | Credit Suisse AG - Dongfeng Motor European Wts Jun 2019 A | 20,000,000 | 2018/12/12 | 2019/06/11 | 12.60 |
| 16450 | Credit Suisse AG - Tencent European Wts Jun 2019 C | 250,000,000 | 2018/12/12 | 2019/06/26 | 45.00 |
| 16493 | Goldman Sachs SP (Asia) - AIA European Warrants Mar 2019 F | 80,000,000 | 2018/12/12 | 2019/03/26 | 12.00 |
| 16496 | Goldman Sachs SP (Asia) - Galaxy Ent Euro Put Wts Apr 2019 E | 70,000,000 | 2018/12/12 | 2019/04/23 | 10.50 |
| 16497 | Goldman Sachs SP (Asia) - Sunny Optical Euro Put Wts Apr19B | 40,000,000 | 2018/12/12 | 2019/04/12 | 12.72 |
| 16491 | Goldman Sachs SP (Asia) - Tencent European Wt Mar 2019 S | 150,000,000 | 2018/12/12 | 2019/03/22 | 22.50 |
| 16488 | Goldman Sachs SP (Asia) - Tencent European Wt May 2019 I | 150,000,000 | 2018/12/12 | 2019/05/30 | 22.50 |
| 16462 | HK Bank - HSI European Put Warrants Mar 2019 J | 150,000,000 | 2018/12/12 | 2019/03/28 | 25.50 |
| 16463 | HK Bank - Tencent European Put Warrants Jun 2019 C | 100,000,000 | 2018/12/12 | 2019/06/27 | 25.00 |
| 16481 | Haitong Int'l Sec - Bank of China European Warrants Jul 19 A | 60,000,000 | 2018/12/12 | 2019/07/31 | 10.80 |
| 16474 | Haitong Int'l Sec - Ch Comm Cons European Warrants May 2019A | 25,000,000 | 2018/12/12 | 2019/05/10 | 11.50 |
| 16480 | Haitong Int'l Sec - China Railway European Warrants Aug 19 A | 15,000,000 | 2018/12/12 | 2019/08/30 | 11.25 |
| 16473 | Haitong Int'l Sec - ICBC European Warrants May 2019 A | 40,000,000 | 2018/12/12 | 2019/05/24 | 14.40 |
| 16479 | Haitong Int'l Sec - Ping An European Warrants Aug 2019 A | 50,000,000 | 2018/12/12 | 2019/08/01 | 13.50 |
| 16478 | J P Morgan SP BV - CKI Holdings European Warrants Aug 2019 A | 50,000,000 | 2018/12/12 | 2019/08/01 | 12.75 |
| 16477 | J P Morgan SP BV - Link REIT European Warrants Jul 2019 A | 40,000,000 | 2018/12/12 | 2019/07/04 | 11.32 |
| 16476 | J P Morgan SP BV - Link REIT European Put Warrants Jun 2019A | 40,000,000 | 2018/12/12 | 2019/06/11 | 10.00 |
| 16475 | J P Morgan SP BV - Techtronic European Warrants Jun 2019 A | 60,000,000 | 2018/12/12 | 2019/06/28 | 19.02 |
| 16468 | Macquarie Bank Ltd. - China Agri European Wts Nov 2019 A | 25,000,000 | 2018/12/12 | 2019/11/04 | 10.35 |
| 16464 | Macquarie Bank Ltd. - CLP Holdings European Warrants May 20A | 11,000,000 | 2018/12/12 | 2020/05/05 | 10.22 |
| 16469 | Macquarie Bank Ltd. - Chow Tai Fook European Wts Sep 2020 A | 40,000,000 | 2018/12/12 | 2020/09/02 | 10.04 |
| 16467 | Macquarie Bank Ltd. - Li & Fung European Warrants Nov 2019 A | 36,000,000 | 2018/12/12 | 2019/11/04 | 10.19 |
| 16470 | Macquarie Bank Ltd. - MGM China European Warrants Oct 2019 A | 33,000,000 | 2018/12/12 | 2019/10/03 | 10.03 |
| 16466 | Macquarie Bank Ltd. - PCCW European Warrants Jul 2019 A | 30,000,000 | 2018/12/12 | 2019/07/03 | 10.08 |
| 16471 | Macquarie Bank Ltd. - Ping An European Warrants Jul 2019 B | 3,000,000 | 2018/12/12 | 2019/07/03 | 10.16 |
| 16472 | Macquarie Bank Ltd. - Ping An European Warrants Jul 2019 C | 20,000,000 | 2018/12/12 | 2019/07/03 | 10.44 |
| 16499 | SG Issuer - HKEX European Warrants Sep 2019 A | 150,000,000 | 2018/12/12 | 2019/09/30 | 37.50 |

主板 認股權證

| 股份 代號 | 衍生權證 | 上市時之 | | | 集資金額 到期日(百萬港元) |
|----------|---|-------------|------------|------------|-------------------|
| | | 發行單位 | 上市日期 | | |
| 16502 | SG Issuer - Tencent European Warrants Jun 2019 B | 200,000,000 | 2018/12/12 | 2019/06/28 | 52.00 |
| 16456 | Bank Vontobel - AIA European Warrants Jun 2019 B | 30,000,000 | 2018/12/12 | 2019/06/28 | 15.00 |
| 16461 | Bank Vontobel - HKEX European Warrants Jul 2020 A | 80,000,000 | 2018/12/12 | 2020/07/02 | 20.00 |
| 16451 | Bank Vontobel - ICBC European Warrants Aug 2019 A | 40,000,000 | 2018/12/12 | 2019/08/26 | 10.80 |
| 16453 | Bank Vontobel - Sands China Ltd European Warrants Apr 2019 A | 50,000,000 | 2018/12/12 | 2019/04/26 | 10.00 |
| 16457 | Bank Vontobel - Tencent European Warrants Jun 2019 D | 100,000,000 | 2018/12/12 | 2019/06/17 | 25.00 |
| 16458 | Bank Vontobel - Tencent European Warrants Jun 2019 E | 100,000,000 | 2018/12/12 | 2019/06/11 | 33.00 |
| 16460 | Bank Vontobel - Tencent European Put Warrants Jun 2019 F | 100,000,000 | 2018/12/12 | 2019/06/11 | 38.00 |
| 16509 | BOCI Asia Ltd. - Yanzhou Coal European Warrants Aug 2019 A | 70,000,000 | 2018/12/13 | 2019/08/30 | 10.50 |
| 16533 | Credit Suisse AG - Bank of China European Wts Jul 2019 A | 70,000,000 | 2018/12/13 | 2019/07/31 | 10.50 |
| 16535 | Credit Suisse AG - CITIC Sec European Warrants Nov 2019 A | 70,000,000 | 2018/12/13 | 2019/11/11 | 10.50 |
| 16545 | Credit Suisse AG - CKI Holdings European Warrants Jun 2019 A | 40,000,000 | 2018/12/13 | 2019/06/28 | 11.60 |
| 16541 | Credit Suisse AG - CSPC Pharma European Warrants Jun 2019 A | 60,000,000 | 2018/12/13 | 2019/06/12 | 15.00 |
| 16531 | Credit Suisse AG - HKEX European Warrants Mar 2019 E | 40,000,000 | 2018/12/13 | 2019/03/26 | 16.00 |
| 16539 | Credit Suisse AG - HKEX European Warrants Jun 2019 F | 200,000,000 | 2018/12/13 | 2019/06/25 | 30.00 |
| 16503 | Credit Suisse AG - Tencent European Wts Mar 2019 V | 250,000,000 | 2018/12/13 | 2019/03/22 | 37.50 |
| 16549 | Goldman Sachs SP (Asia) - CC Bank Euro Put Wts Mar 2019 E | 60,000,000 | 2018/12/13 | 2019/03/22 | 10.02 |
| 16550 | Goldman Sachs SP (Asia) - China Life Euro Wts Sep 2019 A | 100,000,000 | 2018/12/13 | 2019/09/24 | 15.00 |
| 16552 | Goldman Sachs SP (Asia) - Geely Auto European Wts Mar 2019 E | 80,000,000 | 2018/12/13 | 2019/03/22 | 12.00 |
| 16553 | Goldman Sachs SP (Asia) - HSBC European Warrants Apr 2019 E | 80,000,000 | 2018/12/13 | 2019/04/26 | 12.00 |
| 16546 | Goldman Sachs SP (Asia) - Tencent European Put Wt May 2019 J | 100,000,000 | 2018/12/13 | 2019/05/21 | 15.00 |
| 16505 | HK Bank - CSPC Pharma European Warrants Jun 2019 B | 80,000,000 | 2018/12/13 | 2019/06/28 | 20.00 |
| 16504 | HK Bank - Sino Biopharm European Warrants Sep 2019 A | 80,000,000 | 2018/12/13 | 2019/09/23 | 12.00 |
| 16507 | Haitong Int'l Sec - Galaxy Ent European Put Wts Apr 2019 D | 40,000,000 | 2018/12/13 | 2019/04/29 | 12.00 |
| 16524 | J P Morgan SP BV - Ch Comm Cons European Warrants May 2019 A | 30,000,000 | 2018/12/13 | 2019/05/10 | 10.23 |
| 16529 | J P Morgan SP BV - CPIC European Warrants May 2019 A | 80,000,000 | 2018/12/13 | 2019/05/24 | 12.16 |
| 16525 | J P Morgan SP BV - China Railway European Wts Jun 2019 A | 40,000,000 | 2018/12/13 | 2019/06/12 | 12.68 |
| 16528 | J P Morgan SP BV - Ch Railway Cons European Wts Apr 2019 A | 25,000,000 | 2018/12/13 | 2019/04/30 | 11.60 |
| 16530 | J P Morgan SP BV - China Taiping European Wts Jul 2019 A | 50,000,000 | 2018/12/13 | 2019/07/12 | 12.50 |
| 16523 | J P Morgan SP BV - Fosun Pharma European Warrants Jul 2019 A | 40,000,000 | 2018/12/13 | 2019/07/02 | 11.16 |
| 16516 | SG Issuer - China Railway European Warrants Jun 2019 A | 15,000,000 | 2018/12/13 | 2019/06/28 | 10.05 |
| 16517 | SG Issuer - CSPC Pharma European Warrants Jun 2019 A | 40,000,000 | 2018/12/13 | 2019/06/28 | 10.20 |
| 16518 | SG Issuer - Henganintl Eu Wt Jun 2019 A | 16,000,000 | 2018/12/13 | 2019/06/28 | 10.08 |
| 16511 | SG Issuer - HSI European Warrants Mar 2019 K | 300,000,000 | 2018/12/13 | 2019/03/28 | 48.00 |
| 16513 | SG Issuer - HSI European Warrants May 2019 I | 300,000,000 | 2018/12/13 | 2019/05/30 | 57.00 |
| 16519 | SG Issuer - Sino Biopharm European Warrants Jun 2019 A | 9,000,000 | 2018/12/13 | 2019/06/28 | 10.80 |
| 16520 | SG Issuer - Sunny Optical European Warrants Apr 2019 C | 11,000,000 | 2018/12/13 | 2019/04/30 | 10.01 |
| 16521 | SG Issuer - Tencent European Warrants May 2019 J | 200,000,000 | 2018/12/13 | 2019/05/31 | 50.00 |
| 16614 | Credit Suisse AG - China Shenhua European Wts Apr 2019 A | 70,000,000 | 2018/12/14 | 2019/04/24 | 10.50 |
| 16610 | Credit Suisse AG - Geely Auto European Warrants May 2019 C | 100,000,000 | 2018/12/14 | 2019/05/24 | 20.50 |
| 16621 | Credit Suisse AG - Genscript Bio European Warrants Jul 2019 A | 30,000,000 | 2018/12/14 | 2019/07/05 | 10.65 |
| 16620 | Credit Suisse AG - SUNAC European Warrants Jun 2019 A | 40,000,000 | 2018/12/14 | 2019/06/28 | 10.80 |
| 16618 | Credit Suisse AG - Xinyi Solar European Warrants Jul 2019 A | 25,000,000 | 2018/12/14 | 2019/07/05 | 10.00 |
| 16643 | Goldman Sachs SP (Asia) - CITIC Sec European Wts Nov 2019 A | 80,000,000 | 2018/12/14 | 2019/11/11 | 12.00 |

主 板 認 股 權 證

| 股份 代號 | 衍生權證 | 上市時之 | | 集資金額 到期日(百萬港元) | |
|----------|--|-------------|------------|-------------------|-------|
| | | 發行單位 | 上市日期 | | |
| 16637 | Goldman Sachs SP (Asia) - CNOOC European Warrants Dec 2019 B | 100,000,000 | 2018/12/14 | 2019/12/09 | 19.50 |
| 16623 | Goldman Sachs SP (Asia) - China Overseas European Wts May19A | 80,000,000 | 2018/12/14 | 2019/05/31 | 12.00 |
| 16642 | Goldman Sachs SP (Asia) - Evergrande European Wts Mar 2019 B | 50,000,000 | 2018/12/14 | 2019/03/28 | 10.80 |
| 16638 | Goldman Sachs SP (Asia) - PICC Group European Wts Apr 2019 A | 60,000,000 | 2018/12/14 | 2019/04/25 | 10.08 |
| 16632 | Goldman Sachs SP (Asia) - Tencent European Wt Mar 2019 T | 150,000,000 | 2018/12/14 | 2019/03/22 | 48.00 |
| 16629 | Goldman Sachs SP (Asia) - Tencent European Wt Jun 2019 A | 150,000,000 | 2018/12/14 | 2019/06/25 | 23.70 |
| 16631 | Goldman Sachs SP (Asia) - Tencent European Wt Jun 2019 B | 150,000,000 | 2018/12/14 | 2019/06/21 | 22.50 |
| 16633 | Goldman Sachs SP (Asia) - Tencent European Put Wt Apr 2019 P | 100,000,000 | 2018/12/14 | 2019/04/16 | 15.00 |
| 16639 | Goldman Sachs SP (Asia) - Xiaomi European Warrants Apr 2019D | 100,000,000 | 2018/12/14 | 2019/04/24 | 15.00 |
| 16568 | Haitong Int'l Sec - AAC Tech European Warrants Jul 2021 A | 70,000,000 | 2018/12/14 | 2021/07/27 | 11.20 |
| 16582 | Haitong Int'l Sec - CK Asset European Warrants Jun 2019 A | 40,000,000 | 2018/12/14 | 2019/06/17 | 10.00 |
| 16587 | Haitong Int'l Sec - China Shenhua European Warrants Jul 19 A | 70,000,000 | 2018/12/14 | 2019/07/24 | 10.50 |
| 16577 | Haitong Int'l Sec - CSPC Pharma European Warrants Jun 2019 C | 50,000,000 | 2018/12/14 | 2019/06/28 | 13.50 |
| 16581 | Haitong Int'l Sec - MTR Corporation European Warrants Oct19A | 40,000,000 | 2018/12/14 | 2019/10/08 | 10.40 |
| 16570 | Haitong Int'l Sec - Sino Biopharm European Wts Jul 2019 B | 10,000,000 | 2018/12/14 | 2019/07/31 | 10.00 |
| 16586 | Haitong Int'l Sec - SMIC European Warrants Dec 2019 A | 100,000,000 | 2018/12/14 | 2019/12/20 | 21.00 |
| 16567 | Haitong Int'l Sec - Sunny Optical European Wts Sep 2019 A | 70,000,000 | 2018/12/14 | 2019/09/23 | 11.20 |
| 16603 | J P Morgan SP BV - 3SBIO European Warrants Jul 2019 A | 70,000,000 | 2018/12/14 | 2019/07/31 | 17.57 |
| 16605 | J P Morgan SP BV - CKH Holdings European Warrants Apr 2019 A | 60,000,000 | 2018/12/14 | 2019/04/26 | 12.30 |
| 16606 | J P Morgan SP BV - China Mobile European Wts Jun 2019 A | 100,000,000 | 2018/12/14 | 2019/06/14 | 34.60 |
| 16604 | J P Morgan SP BV - CMS European Warrants Sep 2019 A | 70,000,000 | 2018/12/14 | 2019/09/23 | 11.48 |
| 16597 | J P Morgan SP BV - CSPC Pharma European Warrants Aug 2019 A | 70,000,000 | 2018/12/14 | 2019/08/02 | 17.50 |
| 16600 | J P Morgan SP BV - Luye Pharma European Warrants Sep 2019 A | 80,000,000 | 2018/12/14 | 2019/09/23 | 12.08 |
| 16599 | J P Morgan SP BV - Sino Biopharm European Warrants Sep 2020A | 80,000,000 | 2018/12/14 | 2020/09/30 | 20.08 |
| 16601 | J P Morgan SP BV - WuXi Bio European Warrants Feb 2020 A | 80,000,000 | 2018/12/14 | 2020/02/28 | 20.08 |
| 16580 | Macquarie Bank Ltd. - Meituan European Put Warrants Jul 19 B | 32,000,000 | 2018/12/14 | 2019/07/03 | 10.11 |
| 16579 | Macquarie Bank Ltd. - Stanchart European Warrants Oct 2019 A | 25,000,000 | 2018/12/14 | 2019/10/03 | 10.08 |
| 16588 | SG Issuer - AIA European Warrants Mar 2019 E | 40,000,000 | 2018/12/14 | 2019/03/29 | 12.00 |
| 16589 | SG Issuer - Sinopec Corp European Warrants Jul 2019 A | 30,000,000 | 2018/12/14 | 2019/07/31 | 18.00 |
| 16590 | SG Issuer - CSPC Pharma European Warrants Jul 2019 B | 40,000,000 | 2018/12/14 | 2019/07/31 | 10.00 |
| 16591 | SG Issuer - PetroChina European Warrants May 2019 B | 40,000,000 | 2018/12/14 | 2019/05/31 | 15.00 |
| 16592 | SG Issuer - Wharf Reic European Warrants Jun 2019 A | 25,000,000 | 2018/12/14 | 2019/06/28 | 10.63 |
| 16555 | UBS AG - CSPC Pharma European Warrants Aug 2019 A | 50,000,000 | 2018/12/14 | 2019/08/29 | 12.50 |
| 16560 | UBS AG - CSPC Pharma European Warrants Aug 2019 B | 50,000,000 | 2018/12/14 | 2019/08/13 | 12.50 |
| 16573 | UBS AG - Sino Biopharm European Warrants Mar 2020 A | 40,000,000 | 2018/12/14 | 2020/03/31 | 10.00 |
| 16576 | UBS AG - Sino Biopharm European Warrants Sep 2020 B | 40,000,000 | 2018/12/14 | 2020/09/29 | 10.00 |
| 16694 | Credit Suisse AG - HSBC European Wts Mar 2019 G | 100,000,000 | 2018/12/17 | 2019/03/22 | 20.00 |
| 16693 | Credit Suisse AG - WuXi Bio European Warrants Dec 2019 A | 40,000,000 | 2018/12/17 | 2019/12/18 | 10.00 |
| 16699 | Goldman Sachs SP (Asia) - AIA European Warrants Mar 2019 G | 80,000,000 | 2018/12/17 | 2019/03/22 | 12.00 |
| 16695 | Goldman Sachs SP (Asia) - CITIC European Warrants May 2019 B | 60,000,000 | 2018/12/17 | 2019/05/21 | 22.20 |
| 16704 | Goldman Sachs SP (Asia) - China Lit European Warrants Apr19A | 80,000,000 | 2018/12/17 | 2019/04/26 | 27.52 |
| 16697 | Goldman Sachs SP (Asia) - Chi Res Land Euro Wts Apr 2019 A | 40,000,000 | 2018/12/17 | 2019/04/10 | 10.00 |
| 16705 | Goldman Sachs SP (Asia) - HSI European Warrants May 2019 A | 150,000,000 | 2018/12/17 | 2019/05/30 | 22.50 |
| 16702 | Goldman Sachs SP (Asia) - Mengniu Dairy Euro Wt Apr 2019 A | 70,000,000 | 2018/12/17 | 2019/04/29 | 10.50 |

主板 認股權證

| 股份 代號 | 衍生權證 | 上市時之 | | | 集資金額 到期日(百萬港元) |
|----------|--|-------------|------------|------------|-------------------|
| | | 發行單位 | 上市日期 | | |
| 16701 | Goldman Sachs SP (Asia) - Ping An European Wts Mar 2019 N | 100,000,000 | 2018/12/17 | 2019/03/26 | 27.90 |
| 16703 | Goldman Sachs SP (Asia) - Tracker Fund European Wts Jul 19 A | 70,000,000 | 2018/12/17 | 2019/07/22 | 10.50 |
| 16700 | Goldman Sachs SP (Asia) - Xiaomi European Warrants Jun 2019B | 100,000,000 | 2018/12/17 | 2019/06/21 | 15.00 |
| 16660 | HK Bank - AIA European Warrants Jun 2019 B | 40,000,000 | 2018/12/17 | 2019/06/28 | 11.20 |
| 16654 | HK Bank - China Life European Warrants Jul 2019 A | 100,000,000 | 2018/12/17 | 2019/07/26 | 15.00 |
| 16650 | HK Bank - China Mobile European Warrants Jun 2019 B | 40,000,000 | 2018/12/17 | 2019/06/28 | 14.40 |
| 16657 | HK Bank - Sinopec Corp European Warrants Jul 2019 A | 40,000,000 | 2018/12/17 | 2019/07/31 | 14.00 |
| 16659 | HK Bank - Galaxy Ent European Warrants Jun 2019 B | 40,000,000 | 2018/12/17 | 2019/06/28 | 16.00 |
| 16651 | HK Bank - Ping An European Warrants Apr 2019 B | 50,000,000 | 2018/12/17 | 2019/04/24 | 11.50 |
| 16652 | HK Bank - Ping An European Warrants Jun 2019 A | 50,000,000 | 2018/12/17 | 2019/06/28 | 12.50 |
| 16655 | HK Bank - Tencent European Warrants Jun 2019 D | 100,000,000 | 2018/12/17 | 2019/06/28 | 25.00 |
| 16644 | Haitong Int'l Sec - Country Garden European Warrants Mar 20A | 100,000,000 | 2018/12/17 | 2020/03/26 | 23.00 |
| 16649 | Haitong Int'l Sec - CSOP A50 ETF European Warrants Nov 2020A | 100,000,000 | 2018/12/17 | 2020/11/30 | 25.00 |
| 16648 | Haitong Int'l Sec - China Telecom European Warrants Jun 19 A | 35,000,000 | 2018/12/17 | 2019/06/28 | 10.50 |
| 16645 | Haitong Int'l Sec - China Tower European Warrants Dec 2019 B | 70,000,000 | 2018/12/17 | 2019/12/17 | 17.50 |
| 16646 | Haitong Int'l Sec - China Unicom European Warrants Dec 2020A | 100,000,000 | 2018/12/17 | 2020/12/24 | 25.00 |
| 16683 | J P Morgan SP BV - Ali Health European Warrants Jun 2019 A | 80,000,000 | 2018/12/17 | 2019/06/28 | 13.76 |
| 16685 | J P Morgan SP BV - ASM Pacific European Warrants Jun 2019 A | 30,000,000 | 2018/12/17 | 2019/06/17 | 14.07 |
| 16690 | J P Morgan SP BV - China Lit European Warrants May 2019 A | 30,000,000 | 2018/12/17 | 2019/05/03 | 11.67 |
| 16691 | J P Morgan SP BV - Minsheng Bank European Wts Jul 2019 B | 50,000,000 | 2018/12/17 | 2019/07/12 | 13.15 |
| 16684 | J P Morgan SP BV - CR Beer European Warrants Apr 2019 A | 70,000,000 | 2018/12/17 | 2019/04/30 | 10.50 |
| 16686 | J P Morgan SP BV - Meitu European Warrants Jul 2019 A | 30,000,000 | 2018/12/17 | 2019/07/05 | 12.33 |
| 16678 | J P Morgan SP BV - ND Paper European Warrants Sep 2019 A | 80,000,000 | 2018/12/17 | 2019/09/30 | 12.08 |
| 16689 | J P Morgan SP BV - Tencent European Warrants Jun 2019 D | 250,000,000 | 2018/12/17 | 2019/06/21 | 40.50 |
| 16682 | J P Morgan SP BV - Want Want Ch European Warrants Jun 2019 A | 30,000,000 | 2018/12/17 | 2019/06/17 | 10.11 |
| 16666 | Macquarie Bank Ltd. - Guangdong Inv European Warrants Mar20A | 38,000,000 | 2018/12/17 | 2020/03/03 | 10.07 |
| 16677 | Macquarie Bank Ltd. - Shenzhou Intl European Warrants Nov19A | 40,000,000 | 2018/12/17 | 2019/11/04 | 10.16 |
| 16663 | UBS AG - AAC Tech European Warrants May 2019 B | 20,000,000 | 2018/12/17 | 2019/05/07 | 11.06 |
| 16661 | UBS AG - Meitu European Warrants Jul 2019 A | 16,000,000 | 2018/12/17 | 2019/07/22 | 10.19 |
| 16664 | UBS AG - NCI European Warrants Jun 2019 A | 40,000,000 | 2018/12/17 | 2019/06/17 | 11.40 |
| 16675 | Bank Vontobel - CKH Holdings European Warrants Jul 2019 B | 20,000,000 | 2018/12/17 | 2019/07/05 | 10.00 |
| 16673 | Bank Vontobel - CSPC Pharma European Warrants Sep 2019 A | 40,000,000 | 2018/12/17 | 2019/09/05 | 10.00 |
| 16674 | Bank Vontobel - Ping An European Warrants Jul 2019 A | 40,000,000 | 2018/12/17 | 2019/07/05 | 18.00 |
| 16668 | Bank Vontobel - Swire Pacific A European Warrants Jul 2019 A | 30,000,000 | 2018/12/17 | 2019/07/05 | 10.50 |
| 16671 | Bank Vontobel - Wharf Holdings European Warrants Aug 2019 A | 40,000,000 | 2018/12/17 | 2019/08/06 | 10.00 |
| 16712 | BOCI Asia Ltd. - CC Bank European Warrants Apr 2019 B | 60,000,000 | 2018/12/18 | 2019/04/30 | 19.02 |
| 16711 | BOCI Asia Ltd. - CKH Holdings European Warrants Apr 2019 B | 50,000,000 | 2018/12/18 | 2019/04/26 | 10.65 |
| 16708 | BOCI Asia Ltd. - ICBC European Warrants Apr 2019 B | 60,000,000 | 2018/12/18 | 2019/04/30 | 14.16 |
| 16709 | BOCI Asia Ltd. - Sunny Optical European Warrants Jul 2019 A | 150,000,000 | 2018/12/18 | 2019/07/24 | 22.50 |
| 16707 | BOCI Asia Ltd. - Tencent European Wts Mar 2019 H | 200,000,000 | 2018/12/18 | 2019/03/28 | 32.60 |
| 16721 | BNP Paribas Issuance B.V. - Sinopec Corp Eu Wts Nov 2019 A | 50,000,000 | 2018/12/18 | 2019/11/04 | 17.50 |
| 16720 | BNP Paribas Issuance B.V. - Geely Auto Euro Wts Aug 2020 A | 60,000,000 | 2018/12/18 | 2020/08/04 | 16.20 |
| 16719 | BNP Paribas Issuance B.V. - HKEX European Wts Dec 2020 A | 80,000,000 | 2018/12/18 | 2020/12/31 | 12.80 |
| 16723 | BNP Paribas Issuance B.V. - Tencent European Wts Sep 2019 B | 50,000,000 | 2018/12/18 | 2019/09/03 | 12.50 |

主板 認股權證

| 股份 代號 | 衍生權證 | 上市時之 | | 集資金額 | |
|----------|--|-------------|------------|------------|-------|
| | | 發行單位 | 上市日期 | 到期日 (百萬港元) | |
| 16724 | BNP Paribas Issuance B.V. - Tencent European Wts Dec 2019 A | 50,000,000 | 2018/12/18 | 2019/12/03 | 12.50 |
| 16734 | Credit Suisse AG - ASM Pacific European Warrants Apr 2020 A | 100,000,000 | 2018/12/18 | 2020/04/15 | 21.00 |
| 16738 | Credit Suisse AG - Meitu European Warrants Jun 2019 B | 20,000,000 | 2018/12/18 | 2019/06/17 | 10.20 |
| 16737 | Credit Suisse AG - Ping An European Warrants Mar 2019 I | 150,000,000 | 2018/12/18 | 2019/03/29 | 48.00 |
| 16764 | Goldman Sachs SP (Asia) - China Life Euro Wts Apr 2019 B | 100,000,000 | 2018/12/18 | 2019/04/11 | 15.00 |
| 16751 | Goldman Sachs SP (Asia) - China Mobile Euro Wts Apr 2019 D | 80,000,000 | 2018/12/18 | 2019/04/23 | 12.00 |
| 16745 | Goldman Sachs SP (Asia) - Sinopec Corp Euro Wts Apr 2019 B | 60,000,000 | 2018/12/18 | 2019/04/15 | 10.92 |
| 16761 | Goldman Sachs SP (Asia) - CPIC European Warrants May 2019 A | 70,000,000 | 2018/12/18 | 2019/05/24 | 10.50 |
| 16739 | Goldman Sachs SP (Asia) - Galaxy Ent European Wts Apr 2019 F | 80,000,000 | 2018/12/18 | 2019/04/24 | 21.76 |
| 16749 | Goldman Sachs SP (Asia) - HKEX European Warrants Mar 2019 I | 50,000,000 | 2018/12/18 | 2019/03/26 | 11.80 |
| 16763 | Goldman Sachs SP (Asia) - Kingsoft European Wts Apr 2019 B | 70,000,000 | 2018/12/18 | 2019/04/17 | 10.50 |
| 16752 | Goldman Sachs SP (Asia) - Lenovo European Wts Apr 2019 A | 60,000,000 | 2018/12/18 | 2019/04/23 | 10.44 |
| 16753 | Goldman Sachs SP (Asia) - NCI European Warrants Mar 2019 A | 70,000,000 | 2018/12/18 | 2019/03/28 | 10.50 |
| 16756 | Goldman Sachs SP (Asia) - NCI European Warrants Apr 2019 A | 70,000,000 | 2018/12/18 | 2019/04/08 | 10.50 |
| 16757 | Goldman Sachs SP (Asia) - PICC Group European Wts May 2019 A | 70,000,000 | 2018/12/18 | 2019/05/21 | 10.50 |
| 16730 | J P Morgan SP BV - Geely Auto European Warrants Jun 2019 C | 100,000,000 | 2018/12/18 | 2019/06/21 | 15.00 |
| 10081 | J P Morgan SP BV - N225 Index Euro Wts Jun 2019 C | 100,000,000 | 2018/12/18 | 2019/06/14 | 15.00 |
| 10080 | J P Morgan SP BV - N225 Index Euro Put Wts Sep 2019 A | 100,000,000 | 2018/12/18 | 2019/09/13 | 25.40 |
| 16731 | J P Morgan SP BV - NCI European Warrants Apr 2019 A | 70,000,000 | 2018/12/18 | 2019/04/30 | 10.57 |
| 16733 | J P Morgan SP BV - Xinyi Solar European Warrants Jun 2019 A | 40,000,000 | 2018/12/18 | 2019/06/28 | 10.24 |
| 16726 | Macquarie Bank Ltd. - CSPC Pharma European Wts Oct 2019 A | 40,000,000 | 2018/12/18 | 2019/10/03 | 10.00 |
| 16725 | Macquarie Bank Ltd. - PSBC European Warrants Jul 2019 B | 30,000,000 | 2018/12/18 | 2019/07/03 | 10.02 |
| 16727 | Macquarie Bank Ltd. - Razer European Warrants Dec 2019 A | 29,500,000 | 2018/12/18 | 2019/12/17 | 10.03 |
| 16728 | Macquarie Bank Ltd. - WuXi Bio European Warrants Jul 2020 A | 40,000,000 | 2018/12/18 | 2020/07/16 | 10.00 |
| 16716 | UBS AG - CAM CSI300 European Warrants Apr 2019 A | 70,000,000 | 2018/12/18 | 2019/04/24 | 10.50 |
| 16714 | UBS AG - CSOP A50 ETF European Warrants May 2019 A | 40,000,000 | 2018/12/18 | 2019/05/09 | 12.16 |
| 16715 | UBS AG - CSOP A50 ETF European Warrants Jun 2019 B | 40,000,000 | 2018/12/18 | 2019/06/19 | 10.24 |
| 16717 | UBS AG - China Telecom European Warrants Apr 2019 A | 60,000,000 | 2018/12/18 | 2019/04/23 | 11.82 |
| 16718 | Bank Vontobel - CITIC Bank European Warrants Jul 2019 A | 40,000,000 | 2018/12/18 | 2019/07/03 | 10.00 |
| 12256 # | J P Morgan SP BV - HSI European Put Warrants Mar 2019 E | 300,000,000 | 2018/12/18 | 2019/03/28 | 31.20 |
| 14560 # | J P Morgan SP BV - HSI European Put Warrants Apr 2019 I | 300,000,000 | 2018/12/18 | 2019/04/29 | 28.20 |
| 14559 # | J P Morgan SP BV - HSI European Put Warrants Jun 2019 B | 300,000,000 | 2018/12/18 | 2019/06/27 | 25.50 |
| 10083 | BNP Paribas Issuance B.V. - Oil Futures Euro Wt Nov 2019 A | 50,000,000 | 2018/12/19 | 2019/11/18 | 12.50 |
| 10087 | BNP Paribas Issuance B.V. - Oil Futures Eu Put Wt Nov 2019 B | 50,000,000 | 2018/12/19 | 2019/11/18 | 12.50 |
| 16790 | Credit Suisse AG - China Tower European Warrants Sep 2019 A | 70,000,000 | 2018/12/19 | 2019/09/23 | 10.50 |
| 16804 | Goldman Sachs SP (Asia) - AIA European Warrants May 2019 A | 80,000,000 | 2018/12/19 | 2019/05/20 | 18.08 |
| 16802 | Goldman Sachs SP (Asia) - AIA European Warrants Jun 2019 A | 80,000,000 | 2018/12/19 | 2019/06/19 | 21.20 |
| 16806 | Goldman Sachs SP (Asia) - China Tower European Wts Jun 2019A | 80,000,000 | 2018/12/19 | 2019/06/21 | 12.00 |
| 16809 | Goldman Sachs SP (Asia) - Geely Auto European Wts May 2019 A | 80,000,000 | 2018/12/19 | 2019/05/28 | 12.00 |
| 16808 | Goldman Sachs SP (Asia) - Geely Auto European Put Wts Jun19A | 80,000,000 | 2018/12/19 | 2019/06/21 | 12.00 |
| 16786 | Goldman Sachs SP (Asia) - HSI European Warrants Dec 2019 A | 150,000,000 | 2018/12/19 | 2019/12/30 | 22.50 |
| 16788 | Goldman Sachs SP (Asia) - HSI European Put Wts May 2019 B | 150,000,000 | 2018/12/19 | 2019/05/30 | 22.50 |
| 16789 | Goldman Sachs SP (Asia) - HSI European Put Wts May 2019 C | 150,000,000 | 2018/12/19 | 2019/05/30 | 22.50 |
| 16805 | Goldman Sachs SP (Asia) - Ping An European Wts Mar 2019 O | 100,000,000 | 2018/12/19 | 2019/03/26 | 15.00 |

主 板 認 股 權 證

| 股份 代號 | 衍生權證 | 上市時之 | | 集資金額 | |
|----------|--|-------------|------------|------------|-------|
| | | 發行單位 | 上市日期 | 到期日 (百萬港元) | |
| 16810 | Goldman Sachs SP (Asia) - Tencent European Put Wt Mar 2019 U | 100,000,000 | 2018/12/19 | 2019/03/22 | 15.00 |
| 16766 | HK Bank - CC Bank European Warrants Aug 2019 A | 80,000,000 | 2018/12/19 | 2019/08/30 | 20.00 |
| 16767 | HK Bank - CSOP A50 ETF European Warrants Nov 2020 A | 100,000,000 | 2018/12/19 | 2020/11/23 | 19.00 |
| 16771 | HK Bank - HSCEI European Put Warrants Jun 2019 C | 150,000,000 | 2018/12/19 | 2019/06/27 | 30.00 |
| 16769 | HK Bank - HSI European Warrants Jun 2019 C | 150,000,000 | 2018/12/19 | 2019/06/27 | 22.50 |
| 16770 | HK Bank - HSI European Put Warrants May 2019 E | 150,000,000 | 2018/12/19 | 2019/05/30 | 28.50 |
| 16783 | J P Morgan SP BV - BankComm European Warrants Jul 2019 A | 50,000,000 | 2018/12/19 | 2019/07/31 | 12.55 |
| 16780 | J P Morgan SP BV - China Tower European Warrants Sep 2019 A | 200,000,000 | 2018/12/19 | 2019/09/23 | 30.00 |
| 16773 | Macquarie Bank Ltd. - CKH Holdings European Warrants Jul 19B | 36,000,000 | 2018/12/19 | 2019/07/03 | 10.08 |
| 16772 | Macquarie Bank Ltd. - Minsheng Bank European Wts Jul 2019 B | 29,000,000 | 2018/12/19 | 2019/07/03 | 10.03 |
| 16792 | SG Issuer - Geely Auto European Warrants Apr 2019 D | 80,000,000 | 2018/12/19 | 2019/04/25 | 18.40 |
| 16791 | SG Issuer - Galaxy Ent European Warrants Apr 2019 G | 60,000,000 | 2018/12/19 | 2019/04/30 | 19.20 |
| 16799 | SG Issuer - HSI European Warrants May 2019 J | 300,000,000 | 2018/12/19 | 2019/05/30 | 48.00 |
| 16801 | SG Issuer - HSI European Warrants Jun 2019 D | 300,000,000 | 2018/12/19 | 2019/06/27 | 52.50 |
| 16794 | SG Issuer - Ping An European Warrants Mar 2019 F | 80,000,000 | 2018/12/19 | 2019/03/29 | 15.20 |
| 16798 | SG Issuer - Sands China European Warrants Jun 2019 A | 40,000,000 | 2018/12/19 | 2019/06/28 | 10.00 |
| 16776 | UBS AG - China Mobile European Warrants Apr 2019 C | 100,000,000 | 2018/12/19 | 2019/04/26 | 31.00 |
| 16779 | UBS AG - China Tower European Warrants Dec 2019 A | 70,000,000 | 2018/12/19 | 2019/12/18 | 12.60 |
| 16778 | UBS AG - China Unicom European Warrants Jun 2019 A | 15,000,000 | 2018/12/19 | 2019/06/04 | 10.86 |
| 16823 | BOCI Asia Ltd. - Tencent European Wts Mar 2019 I | 200,000,000 | 2018/12/20 | 2019/03/26 | 47.40 |
| 16829 | BOCI Asia Ltd. - Tencent European Put Wts Apr 2019 F | 200,000,000 | 2018/12/20 | 2019/04/23 | 30.00 |
| 16844 | Goldman Sachs SP (Asia) - CKA European Warrants May 2019 A | 60,000,000 | 2018/12/20 | 2019/05/31 | 10.02 |
| 16848 | Goldman Sachs SP (Asia) - CNBM European Warrants Apr 2019 A | 30,000,000 | 2018/12/20 | 2019/04/23 | 11.76 |
| 16851 | Goldman Sachs SP (Asia) - CSPC Pharma Euro Wts Jun 2019 A | 80,000,000 | 2018/12/20 | 2019/06/04 | 12.00 |
| 16842 | Goldman Sachs SP (Asia) - Galaxy Ent European Wts Apr 2019 G | 80,000,000 | 2018/12/20 | 2019/04/24 | 32.88 |
| 16840 | Goldman Sachs SP (Asia) - Hengan Intl European Wts Jun 2019B | 30,000,000 | 2018/12/20 | 2019/06/28 | 11.43 |
| 16852 | Goldman Sachs SP (Asia) - HSBC European Warrants Jun 2019 A | 80,000,000 | 2018/12/20 | 2019/06/25 | 13.84 |
| 16849 | Goldman Sachs SP (Asia) - Haitong Sec Euro Wts Apr 2019 A | 40,000,000 | 2018/12/20 | 2019/04/29 | 15.08 |
| 16846 | Goldman Sachs SP (Asia) - Mengniu Dairy Euro Wt Apr 2019 B | 80,000,000 | 2018/12/20 | 2019/04/24 | 12.00 |
| 16843 | Goldman Sachs SP (Asia) - PetroChina European Wts Apr 2019 B | 80,000,000 | 2018/12/20 | 2019/04/12 | 12.00 |
| 16845 | Goldman Sachs SP (Asia) - Ping An European Wts Apr 2019 G | 80,000,000 | 2018/12/20 | 2019/04/24 | 28.08 |
| 16818 | HK Bank - Agricultural Bank European Warrants Aug 2019 A | 50,000,000 | 2018/12/20 | 2019/08/30 | 12.50 |
| 16811 | HK Bank - CKH Holdings European Warrants Jun 2019 A | 50,000,000 | 2018/12/20 | 2019/06/28 | 12.50 |
| 16813 | HK Bank - China Shenhua European Warrants Jul 2019 A | 80,000,000 | 2018/12/20 | 2019/07/24 | 12.00 |
| 16819 | HK Bank - SMIC European Warrants Mar 2020 A | 80,000,000 | 2018/12/20 | 2020/03/10 | 12.00 |
| 16822 | Macquarie Bank Ltd. - AAC Tech European Wts Jul 2019 B | 16,000,000 | 2018/12/20 | 2019/07/03 | 10.00 |
| 16820 | Macquarie Bank Ltd. - Dongfeng Motor European Wts Jul 2019 B | 15,800,000 | 2018/12/20 | 2019/07/03 | 10.05 |
| 16830 | Bank Vontobel - China Overseas European Warrants Oct 2019 A | 70,000,000 | 2018/12/20 | 2019/10/31 | 10.50 |
| 16839 | Bank Vontobel - China Res Land European Warrants Jul 2019 A | 40,000,000 | 2018/12/20 | 2019/07/02 | 10.16 |
| 16833 | Bank Vontobel - Tencent European Warrants May 2019 A | 100,000,000 | 2018/12/20 | 2019/05/21 | 24.00 |
| 16834 | Bank Vontobel - Tencent European Warrants May 2019 B | 100,000,000 | 2018/12/20 | 2019/05/24 | 15.00 |
| 16835 | Bank Vontobel - Tencent European Put Warrants May 2019 C | 100,000,000 | 2018/12/20 | 2019/05/31 | 16.00 |
| 16868 | BNP Paribas Issuance B.V. - Geely Auto Euro Wts Jul 2019 B | 70,000,000 | 2018/12/21 | 2019/07/03 | 11.20 |
| 16869 | BNP Paribas Issuance B.V. - Ping An European Wt Sep 2019 A | 40,000,000 | 2018/12/21 | 2019/09/03 | 11.20 |

主 板 認 股 權 證

| 股份 代號 | 衍生權證 | 上市時之 | | 集資金額 到期日(百萬港元) | |
|----------|--|-------------|------------|-------------------|-------|
| | | 發行單位 | 上市日期 | | |
| 16879 | Credit Suisse AG - CSPC Pharma European Warrants Jun 2019 B | 70,000,000 | 2018/12/21 | 2019/06/27 | 11.55 |
| 16867 | Credit Suisse AG - HSBC European Wts May 2019 B | 100,000,000 | 2018/12/21 | 2019/05/31 | 15.00 |
| 16885 | Goldman Sachs SP (Asia) - BYD Company Euro Wts Mar 2019 B | 40,000,000 | 2018/12/21 | 2019/03/26 | 16.08 |
| 16902 | Goldman Sachs SP (Asia) - CC Bank European Wts May 2019 A | 80,000,000 | 2018/12/21 | 2019/05/28 | 18.40 |
| 16891 | Goldman Sachs SP (Asia) - CSPC Pharma Euro Wts Jun 2019 B | 60,000,000 | 2018/12/21 | 2019/06/21 | 10.02 |
| 16884 | Goldman Sachs SP (Asia) - China Tel European Wts Apr 2019 A | 80,000,000 | 2018/12/21 | 2019/04/23 | 12.00 |
| 16894 | Goldman Sachs SP (Asia) - Geely Auto European Wts Apr 2019 F | 80,000,000 | 2018/12/21 | 2019/04/24 | 16.56 |
| 16898 | Goldman Sachs SP (Asia) - Geely Auto European Wts Apr 2019 G | 80,000,000 | 2018/12/21 | 2019/04/11 | 18.48 |
| 16883 | Goldman Sachs SP (Asia) - HKEX European Warrants Dec 2020 A | 150,000,000 | 2018/12/21 | 2020/12/23 | 22.50 |
| 16887 | Goldman Sachs SP (Asia) - ICBC European Warrants May 2019 A | 80,000,000 | 2018/12/21 | 2019/05/24 | 18.08 |
| 16888 | Goldman Sachs SP (Asia) - SUNAC European Warrants Apr 2019 A | 40,000,000 | 2018/12/21 | 2019/04/23 | 10.16 |
| 16881 | Haitong Int'l Sec - Meitu European Warrants Jul 2019 A | 25,000,000 | 2018/12/21 | 2019/07/17 | 10.25 |
| 16882 | Haitong Int'l Sec - Sino Biopharm European Wts Sep 2020 A | 50,000,000 | 2018/12/21 | 2020/09/22 | 10.50 |
| 16875 | J P Morgan SP BV - Lenovo European Warrants Jul 2019 A | 100,000,000 | 2018/12/21 | 2019/07/31 | 35.60 |
| 16859 | UBS AG - Hengan Intl European Warrants Jun 2019 A | 20,000,000 | 2018/12/21 | 2019/06/20 | 10.10 |
| 16866 | UBS AG - HSCEI European Warrants Jun 2019 D | 200,000,000 | 2018/12/21 | 2019/06/27 | 31.00 |
| 16860 | UBS AG - HSCEI European Put Warrants Jun 2019 C | 200,000,000 | 2018/12/21 | 2019/06/27 | 37.00 |
| 16853 | UBS AG - Link REIT European Put Warrants Jul 2019 A | 40,000,000 | 2018/12/21 | 2019/07/22 | 19.52 |
| 16873 | Bank Vontobel - Galaxy Ent European Warrants Jun 2019 B | 30,000,000 | 2018/12/21 | 2019/06/28 | 11.10 |
| 16870 | Bank Vontobel - Hang Seng Bank European Warrants Sep 2019 A | 20,000,000 | 2018/12/21 | 2019/09/23 | 14.20 |
| 16871 | Bank Vontobel - PetroChina European Warrants May 2019 A | 50,000,000 | 2018/12/21 | 2019/05/14 | 10.50 |
| 16874 | Bank Vontobel - SUNAC European Warrants Jul 2019 A | 30,000,000 | 2018/12/21 | 2019/07/31 | 10.80 |
| 16905 | BOCI Asia Ltd. - CSPC Pharma European Warrants Jun 2019 A | 80,000,000 | 2018/12/24 | 2019/06/24 | 12.64 |
| 16929 | Goldman Sachs SP (Asia) - China Tower European Wts Sep 2019A | 70,000,000 | 2018/12/24 | 2019/09/19 | 10.50 |
| 16921 | Goldman Sachs SP (Asia) - HSBC European Warrants May 2019 B | 80,000,000 | 2018/12/24 | 2019/05/27 | 12.00 |
| 16937 | Goldman Sachs SP (Asia) - HSI European Warrants May 2019 D | 150,000,000 | 2018/12/24 | 2019/05/30 | 22.50 |
| 16936 | Goldman Sachs SP (Asia) - HSI European Warrants Jun 2019 C | 150,000,000 | 2018/12/24 | 2019/06/27 | 22.50 |
| 16930 | Goldman Sachs SP (Asia) - ICBC European Warrants Jun 2019 A | 80,000,000 | 2018/12/24 | 2019/06/25 | 14.56 |
| 16931 | Goldman Sachs SP (Asia) - Ping An European Wts May 2019 B | 100,000,000 | 2018/12/24 | 2019/05/21 | 35.80 |
| 16932 | Goldman Sachs SP (Asia) - Ping An European Wts May 2019 C | 100,000,000 | 2018/12/24 | 2019/05/24 | 22.80 |
| 16934 | Goldman Sachs SP (Asia) - Ping An European Wts May 2019 D | 100,000,000 | 2018/12/24 | 2019/05/28 | 15.00 |
| 16924 | Goldman Sachs SP (Asia) - Tencent European Wt Jun 2019 C | 150,000,000 | 2018/12/24 | 2019/06/20 | 33.15 |
| 16925 | Goldman Sachs SP (Asia) - Tencent European Wt Jun 2019 D | 150,000,000 | 2018/12/24 | 2019/06/21 | 22.50 |
| 16927 | Goldman Sachs SP (Asia) - Tencent European Put Wt Apr 2019 Q | 100,000,000 | 2018/12/24 | 2019/04/16 | 20.00 |
| 16919 | Macquarie Bank Ltd. - CMS European Warrants Mar 2020 A | 40,000,000 | 2018/12/24 | 2020/03/17 | 10.00 |
| 16918 | Macquarie Bank Ltd. - Meitu European Warrants Oct 2019 A | 12,000,000 | 2018/12/24 | 2019/10/16 | 10.01 |
| 16916 | Macquarie Bank Ltd. - Ping An European Warrants Jul 2019 D | 23,500,000 | 2018/12/24 | 2019/07/03 | 10.01 |
| 16917 | Macquarie Bank Ltd. - Ping An European Warrants Aug 2019 A | 23,000,000 | 2018/12/24 | 2019/08/02 | 10.01 |
| 16914 | Macquarie Bank Ltd. - Tencent European Warrants Jul 2019 L | 40,000,000 | 2018/12/24 | 2019/07/26 | 10.04 |
| 16915 | Macquarie Bank Ltd. - Tencent European Warrants Jul 2019 M | 40,000,000 | 2018/12/24 | 2019/07/26 | 16.52 |
| 16913 | Macquarie Bank Ltd. - Xiaomi European Warrants Aug 2019 A | 5,500,000 | 2018/12/24 | 2019/08/02 | 10.31 |
| 16907 | UBS AG - BYD Company European Warrants May 2019 B | 30,000,000 | 2018/12/24 | 2019/05/24 | 13.35 |
| 16912 | UBS AG - CK Asset European Warrants Jun 2019 A | 45,000,000 | 2018/12/24 | 2019/06/03 | 10.22 |
| 16910 | UBS AG - CKH Holdings European Warrants Apr 2019 A | 40,000,000 | 2018/12/24 | 2019/04/23 | 11.92 |

主板 認股權證

| 股份 代號 | 衍生權證 | 上市時之 | | | 集資金額 到期日(百萬港元) |
|----------|--|-------------|------------|------------|-------------------|
| | | 發行單位 | 上市日期 | | |
| 16942 | BOCI Asia Ltd. - Bank of China European Warrants May 2019 A | 80,000,000 | 2018/12/27 | 2019/05/14 | 12.00 |
| 16963 | Credit Suisse AG - BYD Company European Warrants May 2019 A | 25,000,000 | 2018/12/27 | 2019/05/24 | 10.50 |
| 16966 | Credit Suisse AG - Kingsoft European Warrants May 2019 B | 70,000,000 | 2018/12/27 | 2019/05/09 | 10.50 |
| 16961 | Credit Suisse AG - Ping An European Warrants Mar 2019 J | 150,000,000 | 2018/12/27 | 2019/03/26 | 33.00 |
| 16993 | Goldman Sachs SP (Asia) - China Cinda Euro Wts Apr 2019 A | 70,000,000 | 2018/12/27 | 2019/04/23 | 10.50 |
| 16969 | Goldman Sachs SP (Asia) - CKH Holdings European Wts Apr 19 A | 60,000,000 | 2018/12/27 | 2019/04/23 | 10.74 |
| 17002 | Goldman Sachs SP (Asia) - CPIC European Warrants Jul 2019 A | 80,000,000 | 2018/12/27 | 2019/07/26 | 12.00 |
| 17004 | Goldman Sachs SP (Asia) - HKEX European Warrants Sep 2019 B | 150,000,000 | 2018/12/27 | 2019/09/23 | 22.50 |
| 16968 | Goldman Sachs SP (Asia) - HSI European Warrants May 2019 E | 150,000,000 | 2018/12/27 | 2019/05/30 | 22.50 |
| 16967 | Goldman Sachs SP (Asia) - HSI European Warrants Jun 2019 D | 150,000,000 | 2018/12/27 | 2019/06/27 | 22.50 |
| 16995 | Goldman Sachs SP (Asia) - ICBC European Warrants Apr 2019 C | 80,000,000 | 2018/12/27 | 2019/04/24 | 26.32 |
| 16971 | Goldman Sachs SP (Asia) - SHK Ppt European Wts Apr 2019 A | 60,000,000 | 2018/12/27 | 2019/04/18 | 12.18 |
| 16998 | Goldman Sachs SP (Asia) - Sunny Optical Euro Wts Dec 2019 A | 70,000,000 | 2018/12/27 | 2019/12/20 | 10.50 |
| 16977 | Goldman Sachs SP (Asia) - Tencent European Put Wt Mar 2019 V | 100,000,000 | 2018/12/27 | 2019/03/27 | 24.40 |
| 16948 | J P Morgan SP BV - CNOOC European Warrants Jun 2019 A | 50,000,000 | 2018/12/27 | 2019/06/28 | 23.75 |
| 16946 | J P Morgan SP BV - China Tower European Put Warrants Dec 19A | 100,000,000 | 2018/12/27 | 2019/12/31 | 25.10 |
| 16953 | J P Morgan SP BV - ICBC European Warrants Jul 2019 A | 100,000,000 | 2018/12/27 | 2019/07/19 | 25.10 |
| 16950 | J P Morgan SP BV - Meituan European Warrants Apr 2019 D | 30,000,000 | 2018/12/27 | 2019/04/18 | 10.17 |
| 16956 | J P Morgan SP BV - Ping An European Warrants Apr 2019 C | 200,000,000 | 2018/12/27 | 2019/04/04 | 36.20 |
| 16960 | Macquarie Bank Ltd. - Dongfeng Group European Put Wts Jul19C | 15,600,000 | 2018/12/27 | 2019/07/03 | 10.02 |
| 16959 | Macquarie Bank Ltd. - PICC Group European Put Wts Jul 2019 B | 38,800,000 | 2018/12/27 | 2019/07/03 | 10.01 |
| 16958 | Macquarie Bank Ltd. - Ping An European Warrants Aug 2019 B | 32,000,000 | 2018/12/27 | 2019/08/02 | 10.05 |
| 17065 | Credit Suisse AG - AIA European Warrants Mar 2019 F | 70,000,000 | 2018/12/28 | 2019/03/27 | 10.50 |
| 17084 | Credit Suisse AG - AIA European Warrants Jun 2019 A | 70,000,000 | 2018/12/28 | 2019/06/17 | 10.50 |
| 17085 | Credit Suisse AG - AIA European Warrants Jun 2019 B | 70,000,000 | 2018/12/28 | 2019/06/12 | 21.00 |
| 17091 | Credit Suisse AG - AIA European Put Warrants May 2019 B | 50,000,000 | 2018/12/28 | 2019/05/10 | 17.25 |
| 17104 | Credit Suisse AG - China Huarong European Warrants Sep 2019A | 40,000,000 | 2018/12/28 | 2019/09/30 | 10.00 |
| 17087 | Credit Suisse AG - China Re European Warrants Sep 2019 A | 40,000,000 | 2018/12/28 | 2019/09/30 | 10.00 |
| 17095 | Credit Suisse AG - Baiyunshan Ph European Warrants Jun 2019A | 40,000,000 | 2018/12/28 | 2019/06/27 | 14.60 |
| 17061 | Credit Suisse AG - HSBC European Wts Apr 2019 E | 100,000,000 | 2018/12/28 | 2019/04/26 | 20.00 |
| 17062 | Credit Suisse AG - HSBC European Put Warrants Jun 2019 C | 80,000,000 | 2018/12/28 | 2019/06/25 | 12.80 |
| 17064 | Credit Suisse AG - HSBC European Put Warrants Jun 2019 D | 80,000,000 | 2018/12/28 | 2019/06/26 | 27.60 |
| 17093 | Credit Suisse AG - Melco Int'l Dev European Wts Jul 2019 A | 60,000,000 | 2018/12/28 | 2019/07/24 | 11.40 |
| 17068 | Credit Suisse AG - Ping An European Warrants Apr 2019 F | 150,000,000 | 2018/12/28 | 2019/04/25 | 45.75 |
| 17067 | Credit Suisse AG - Ping An European Warrants May 2019 B | 150,000,000 | 2018/12/28 | 2019/05/24 | 82.50 |
| 17072 | Credit Suisse AG - Ping An European Warrants May 2019 C | 150,000,000 | 2018/12/28 | 2019/05/21 | 36.00 |
| 17069 | Credit Suisse AG - Ping An European Warrants Jul 2019 A | 150,000,000 | 2018/12/28 | 2019/07/02 | 51.75 |
| 17073 | Credit Suisse AG - Ping An European Warrants Nov 2019 C | 150,000,000 | 2018/12/28 | 2019/11/26 | 43.50 |
| 17079 | Credit Suisse AG - Ping An European Put Warrants Jul 2019 B | 100,000,000 | 2018/12/28 | 2019/07/31 | 15.00 |
| 17105 | Credit Suisse AG - SJM Holdings European Warrants Jun 2019 A | 15,000,000 | 2018/12/28 | 2019/06/27 | 13.20 |
| 17117 | Goldman Sachs SP (Asia) - China Life Euro Wts Dec 2019 A | 100,000,000 | 2018/12/28 | 2019/12/20 | 15.00 |
| 17111 | Goldman Sachs SP (Asia) - HKEX European Warrants Nov 2019 B | 150,000,000 | 2018/12/28 | 2019/11/26 | 28.05 |
| 17114 | Goldman Sachs SP (Asia) - HSBC European Warrants Apr 2019 F | 80,000,000 | 2018/12/28 | 2019/04/25 | 12.96 |
| 17112 | Goldman Sachs SP (Asia) - HSBC European Warrants May 2019 C | 80,000,000 | 2018/12/28 | 2019/05/30 | 12.00 |

主 板 認 股 權 證

| 股份 代號 | 衍生權證 | 上市時之 | | | 集資金額 到期日(百萬港元) |
|----------|---|-------------|------------|------------|-------------------|
| | | 發行單位 | 上市日期 | | |
| 17124 | Goldman Sachs SP (Asia) - HSCEI European Put Wts Mar 2019 A | 150,000,000 | 2018/12/28 | 2019/03/28 | 22.50 |
| 17122 | Goldman Sachs SP (Asia) - HSI European Put Wts May 2019 F | 150,000,000 | 2018/12/28 | 2019/05/30 | 22.50 |
| 17110 | Goldman Sachs SP (Asia) - KECL European Warrants Apr 2019 A | 50,000,000 | 2018/12/28 | 2019/04/26 | 10.00 |
| 17120 | Goldman Sachs SP (Asia) - PSBC European Warrants Apr 2019 A | 50,000,000 | 2018/12/28 | 2019/04/23 | 10.00 |
| 17119 | Goldman Sachs SP (Asia) - SHK Ppt European Put Wt May 2019 A | 40,000,000 | 2018/12/28 | 2019/05/24 | 10.32 |
| 17115 | Goldman Sachs SP (Asia) - Tencent European Put Wt Jun 2019 E | 100,000,000 | 2018/12/28 | 2019/06/25 | 15.00 |
| 17060 | Haitong Int'l Sec - HS Bank European Warrants Oct 2019 B | 50,000,000 | 2018/12/28 | 2019/10/24 | 12.00 |
| 17053 | J P Morgan SP BV - AAC Tech European Warrants May 2019 A | 100,000,000 | 2018/12/28 | 2019/05/20 | 27.00 |
| 17056 | J P Morgan SP BV - Ch Molybdenum European Warrants May 2019 A | 50,000,000 | 2018/12/28 | 2019/05/10 | 10.35 |
| 17059 | J P Morgan SP BV - Shimao Property European Wts Jul 2019 A | 60,000,000 | 2018/12/28 | 2019/07/31 | 15.06 |
| 17055 | J P Morgan SP BV - China Vanke European Warrants Jun 2019 A | 60,000,000 | 2018/12/28 | 2019/06/28 | 15.18 |
| 17045 | Macquarie Bank Ltd. - AIA European Put Warrants Jul 2019 B | 26,000,000 | 2018/12/28 | 2019/07/03 | 10.17 |
| 17044 | Macquarie Bank Ltd. - Avichina European Warrants Jan 2020 A | 9,000,000 | 2018/12/28 | 2020/01/03 | 10.77 |
| 17050 | Macquarie Bank Ltd. - BOCL European Put Warrants Sep 2019 A | 39,000,000 | 2018/12/28 | 2019/09/03 | 10.02 |
| 17047 | Macquarie Bank Ltd. - China Lit European Warrants Oct 2019 A | 12,500,000 | 2018/12/28 | 2019/10/18 | 10.01 |
| 17052 | Macquarie Bank Ltd. - China Tower European Warrants Jul 19 B | 56,500,000 | 2018/12/28 | 2019/07/03 | 10.17 |
| 17046 | Macquarie Bank Ltd. - Sunny Optical European Wts Jul 2019 A | 9,000,000 | 2018/12/28 | 2019/07/03 | 10.08 |
| 17039 | UBS AG - China Taiping European Warrants Jul 2019 A | 40,000,000 | 2018/12/28 | 2019/07/24 | 10.24 |
| 17029 | UBS AG - Meitu European Warrants Aug 2019 A | 20,000,000 | 2018/12/28 | 2019/08/29 | 10.36 |
| 17042 | UBS AG - MGM China European Warrants Jun 2019 C | 50,000,000 | 2018/12/28 | 2019/06/21 | 10.10 |
| 17011 | Bank Vontobel - CHALCO European Warrants Jul 2019 A | 30,000,000 | 2018/12/28 | 2019/07/29 | 10.23 |
| 17016 | Bank Vontobel - CNOOC European Put Warrants Nov 2019 B | 40,000,000 | 2018/12/28 | 2019/11/06 | 10.04 |
| 17005 | Bank Vontobel - HSBC European Put Warrants Jul 2019 A | 40,000,000 | 2018/12/28 | 2019/07/02 | 11.24 |
| 17010 | Bank Vontobel - Lenovo European Warrants Jul 2019 A | 25,000,000 | 2018/12/28 | 2019/07/29 | 11.03 |
| 17007 | Bank Vontobel - PetroChina European Warrants Jul 2019 A | 30,000,000 | 2018/12/28 | 2019/07/02 | 11.43 |
| 17015 | Bank Vontobel - PetroChina European Put Warrants Jun 2019 A | 40,000,000 | 2018/12/28 | 2019/06/28 | 10.04 |
| 17026 | Bank Vontobel - Tencent European Warrants Aug 2019 A | 100,000,000 | 2018/12/28 | 2019/08/27 | 20.10 |
| 17018 | Bank Vontobel - Tencent European Warrants Sep 2019 A | 100,000,000 | 2018/12/28 | 2019/09/03 | 38.10 |
| 17019 | Bank Vontobel - Tencent European Warrants Sep 2019 B | 100,000,000 | 2018/12/28 | 2019/09/03 | 28.10 |
| 17017 | Bank Vontobel - Tencent European Warrants May 2020 A | 80,000,000 | 2018/12/28 | 2020/05/06 | 32.08 |
| 17027 | Bank Vontobel - Tencent European Put Warrants Jul 2019 D | 100,000,000 | 2018/12/28 | 2019/07/23 | 18.10 |
| 17212 | Credit Suisse AG - Avichina European Warrants Jul 2019 A | 20,000,000 | 2018/12/31 | 2019/07/02 | 15.00 |
| 17185 | Credit Suisse AG - China Life European Warrants Oct 2019 A | 100,000,000 | 2018/12/31 | 2019/10/18 | 15.00 |
| 17187 | Credit Suisse AG - China Life European Put Wts Apr 2019 C | 35,000,000 | 2018/12/31 | 2019/04/23 | 11.20 |
| 17214 | Credit Suisse AG - Ch Molybdenum European Wts Jul 2019 A | 30,000,000 | 2018/12/31 | 2019/07/02 | 13.80 |
| 17219 | Credit Suisse AG - China Tower European Put Warrants Dec 19A | 70,000,000 | 2018/12/31 | 2019/12/20 | 17.50 |
| 17188 | Credit Suisse AG - HKEX European Warrants Jun 2019 G | 200,000,000 | 2018/12/31 | 2019/06/21 | 46.00 |
| 17189 | Credit Suisse AG - HKEX European Warrants Jun 2019 H | 200,000,000 | 2018/12/31 | 2019/06/21 | 35.00 |
| 17191 | Credit Suisse AG - HKEX European Warrants Sep 2019 A | 200,000,000 | 2018/12/31 | 2019/09/23 | 35.00 |
| 17192 | Credit Suisse AG - HKEX European Warrants Nov 2019 A | 200,000,000 | 2018/12/31 | 2019/11/26 | 30.00 |
| 17208 | Credit Suisse AG - Hang Seng Bank European Warrants Nov 19A | 100,000,000 | 2018/12/31 | 2019/11/05 | 18.00 |
| 17209 | Credit Suisse AG - Meitu European Warrants Jul 2019 A | 25,000,000 | 2018/12/31 | 2019/07/02 | 10.25 |
| 17197 | Credit Suisse AG - Tencent European Wts Apr 2019 O | 250,000,000 | 2018/12/31 | 2019/04/25 | 57.50 |
| 17193 | Credit Suisse AG - Tencent European Wts May 2019 O | 250,000,000 | 2018/12/31 | 2019/05/24 | 75.00 |

主 板 認 股 權 證

| 股份 代號 | 衍生權證 | 上市時之 | | 集資金額 到期日(百萬港元) | |
|-----------|--|-------------|------------|-------------------|------------------|
| | | 發行單位 | 上市日期 | | |
| 17200 | Credit Suisse AG - Tencent European Wts Jun 2019 D | 250,000,000 | 2018/12/31 | 2019/06/04 | 67.50 |
| 17201 | Credit Suisse AG - Tencent European Wts Jun 2019 E | 250,000,000 | 2018/12/31 | 2019/06/10 | 40.00 |
| 17206 | Credit Suisse AG - Tencent European Wts Jun 2019 F | 250,000,000 | 2018/12/31 | 2019/06/21 | 37.50 |
| 17221 | Credit Suisse AG - Tencent European Wts Jun 2019 I | 250,000,000 | 2018/12/31 | 2019/06/20 | 59.50 |
| 17205 | Credit Suisse AG - Tencent European Wts Jul 2019 B | 250,000,000 | 2018/12/31 | 2019/07/24 | 40.75 |
| 17202 | Credit Suisse AG - Tencent European Wts Aug 2019 A | 250,000,000 | 2018/12/31 | 2019/08/27 | 48.75 |
| 17215 | Credit Suisse AG - Tencent Euro Put Wts May 2019 P | 120,000,000 | 2018/12/31 | 2019/05/24 | 32.40 |
| 17217 | Credit Suisse AG - Tencent Euro Put Wts Jun 2019 G | 120,000,000 | 2018/12/31 | 2019/06/18 | 22.80 |
| 17218 | Credit Suisse AG - Tencent Euro Put Wts Jun 2019 H | 120,000,000 | 2018/12/31 | 2019/06/03 | 18.00 |
| 17174 | Goldman Sachs SP (Asia) - Conch Cement European Wts Apr 19 A | 50,000,000 | 2018/12/31 | 2019/04/26 | 10.00 |
| 17177 | Goldman Sachs SP (Asia) - CC Bank European Wts May 2019 B | 80,000,000 | 2018/12/31 | 2019/05/28 | 12.00 |
| 17182 | Goldman Sachs SP (Asia) - Ch Comm Cons Euro Wts May 2019 A | 40,000,000 | 2018/12/31 | 2019/05/07 | 10.00 |
| 17181 | Goldman Sachs SP (Asia) - CITIC Bank European Wts Apr 2019 A | 50,000,000 | 2018/12/31 | 2019/04/23 | 10.00 |
| 17179 | Goldman Sachs SP (Asia) - China Mobile Euro Wts Apr 2019 E | 80,000,000 | 2018/12/31 | 2019/04/17 | 19.36 |
| 17170 | Goldman Sachs SP (Asia) - China Unicom Euro Wts Jun 2019 B | 60,000,000 | 2018/12/31 | 2019/06/26 | 12.90 |
| 17169 | Goldman Sachs SP (Asia) - Galaxy Ent European Wts May 2019 A | 80,000,000 | 2018/12/31 | 2019/05/27 | 14.48 |
| 17172 | Goldman Sachs SP (Asia) - Link REIT European Wts May 2019 A | 50,000,000 | 2018/12/31 | 2019/05/29 | 15.75 |
| 17184 | Goldman Sachs SP (Asia) - Meituan European Put Wts Apr 2019B | 40,000,000 | 2018/12/31 | 2019/04/26 | 12.12 |
| 17173 | Goldman Sachs SP (Asia) - PetroChina European Wts May 2019 A | 80,000,000 | 2018/12/31 | 2019/05/24 | 12.00 |
| 17162 | J P Morgan SP BV - BYD Electronic European Wts Jul 2019 A | 70,000,000 | 2018/12/31 | 2019/07/26 | 10.71 |
| 17161 | J P Morgan SP BV - CSPC Pharma European Warrants Sep 2019 A | 70,000,000 | 2018/12/31 | 2019/09/30 | 10.50 |
| 17168 | J P Morgan SP BV - HSI European Warrants Jul 2019 B | 400,000,000 | 2018/12/31 | 2019/07/30 | 61.60 |
| 17163 | J P Morgan SP BV - IGG European Warrants Jun 2019 B | 70,000,000 | 2018/12/31 | 2019/06/14 | 10.57 |
| 17166 | J P Morgan SP BV - Ping An European Warrants Apr 2019 D | 200,000,000 | 2018/12/31 | 2019/04/30 | 66.40 |
| 17164 | J P Morgan SP BV - Yanzhou Coal European Warrants Jul 2019 A | 30,000,000 | 2018/12/31 | 2019/07/02 | 15.06 |
| 17148 | Macquarie Bank Ltd. - China Life European Wts Jul 2019 C | 40,000,000 | 2018/12/31 | 2019/07/03 | 10.08 |
| 17159 | Macquarie Bank Ltd. - CM Bank European Warrants Jul 2019 B | 33,000,000 | 2018/12/31 | 2019/07/03 | 10.03 |
| 17144 | Macquarie Bank Ltd. - CNOOC European Warrants Jun 2019 A | 11,000,000 | 2018/12/31 | 2019/06/04 | 10.26 |
| 17155 | Macquarie Bank Ltd. - Sinopec Corp European Wts Jul 2019 A | 17,000,000 | 2018/12/31 | 2019/07/03 | 10.18 |
| 17141 | Macquarie Bank Ltd. - Geely Auto European Wts Jul 2019 A | 5,500,000 | 2018/12/31 | 2019/07/03 | 10.19 |
| 17138 | Macquarie Bank Ltd. - Galaxy Ent European Wts Jul 2019 B | 22,000,000 | 2018/12/31 | 2019/07/03 | 10.10 |
| 17145 | Macquarie Bank Ltd. - HSBC European Warrants Aug 2019 A | 16,000,000 | 2018/12/31 | 2019/08/02 | 10.50 |
| 17156 | Macquarie Bank Ltd. - Meituan European Warrants Jul 2019 C | 15,000,000 | 2018/12/31 | 2019/07/03 | 10.43 |
| 17151 | Macquarie Bank Ltd. - PetroChina European Wts Jul 2019 A | 19,000,000 | 2018/12/31 | 2019/07/03 | 10.18 |
| 17152 | Macquarie Bank Ltd. - PetroChina European Put Wts Jul 2019 B | 40,000,000 | 2018/12/31 | 2019/07/03 | 10.12 |
| 17160 | Macquarie Bank Ltd. - Sh Electric European Wts Oct 2019 A | 29,000,000 | 2018/12/31 | 2019/10/21 | 10.09 |
| 17149 | Macquarie Bank Ltd. - SUNAC European Warrants Jul 2019 A | 28,500,000 | 2018/12/31 | 2019/07/03 | 10.12 |
| 17137 | Macquarie Bank Ltd. - Xiaomi European Warrants Jul 2019 E | 5,500,000 | 2018/12/31 | 2019/07/03 | 10.11 |
| 17136 | UBS AG - China South Air European Warrants Jul 2019 A | 16,000,000 | 2018/12/31 | 2019/07/31 | 13.12 |
| 17131 | UBS AG - PetroChina European Warrants Apr 2019 D | 70,000,000 | 2018/12/31 | 2019/04/30 | 10.64 |
| 總額 | | | | | 52,904.05 |

進一步發行

主板 債務證券

債券交易統計

| | | 成交金額 | |
|------|-----|--------------|------------|
| | | 外匯基金票據(百萬港元) | 市場總值(百萬港元) |
| 2017 | 第4季 | 43.07 | 9,866.80 |
| 2018 | 第1季 | 73.73 | 11,423.14 |
| | 第2季 | 8.66 | 11,216.39 |
| | 第3季 | 469.21 | 12,699.23 |
| | 第4季 | 59.73 | 13,055.16 |

債券面值

| | | 發行數目 | 面值(百萬港元) |
|------|-----|-------|--------------|
| 2017 | 第4季 | 1,047 | 4,033,192.43 |
| 2018 | 第1季 | 1,095 | 4,228,190.05 |
| | 第2季 | 1,117 | 4,313,245.30 |
| | 第3季 | 1,155 | 4,476,037.29 |
| | 第4季 | 1,195 | 4,588,705.55 |

新上市統計—債券

| | | 新上市債券數目 | 集資金額(百萬港元) |
|------|-----|---------|------------|
| 2017 | 第4季 | 100 | 334,930.82 |
| 2018 | 第1季 | 79 | 260,424.86 |
| | 第2季 | 74 | 268,843.96 |
| | 第3季 | 64 | 270,436.71 |
| | 第4季 | 86 | 254,127.38 |

主板 債務證券

新上市債券

2018 第 4 季

| 股份代號 | 債券 | 發行本金 | 上市日期 | 到期日 | 集資金額 (百萬港元) | |
|---------|--|------|---------------|------------|-------------|-----------|
| 05184 | 正榮地產集團有限公司12.50%優先票據2021年 | USD | 280,000,000 | 2018/10/03 | 2021/01/02 | 2,135.52 |
| 05340 # | 旭輝控股(集團)有限公司5.50%優先票據2022年 | USD | 300,000,000 | 2018/10/08 | 2022/01/23 | 2,133.47 |
| 04209 # | 中華人民共和國香港特別行政區政府2.46%債券2021年 | HKD | 4,000,000,000 | 2018/10/12 | 2021/08/04 | 3,987.60 |
| 86653 # | 中華人民共和國財政部3.65%人民幣債券2020年 | RMB | 3,300,000,000 | 2018/10/15 | 2020/07/09 | 3,736.26 |
| 86654 # | 中華人民共和國財政部3.80%人民幣債券2023年B | RMB | 1,700,000,000 | 2018/10/15 | 2023/07/09 | 1,924.74 |
| 05183 # | 茂業國際控股有限公司13.25%優先票據2020年 | USD | 100,000,000 | 2018/10/18 | 2020/09/27 | 780.00 |
| 05186 | 安徽省投資集團控股有限公司4.875%債券2021年 | USD | 400,000,000 | 2018/10/19 | 2021/10/18 | 3,110.30 |
| 05187 | 怡錦投資有限公司4.8%票據2021年 | USD | 500,000,000 | 2018/10/19 | 2021/10/18 | 3,900.00 |
| 05188 | 紫金國際資本有限公司5.282%有擔保票據2021年 | USD | 350,000,000 | 2018/10/19 | 2021/10/18 | 2,730.00 |
| 05156 # | 首創環境控股有限公司5.625%票據2021年 | USD | 50,000,000 | 2018/10/19 | 2021/09/11 | 388.85 |
| 06752 | 中華人民共和國財政部3.25%債券2023年 | USD | 1,500,000,000 | 2018/10/22 | 2023/10/19 | 11,657.18 |
| 06753 | 中華人民共和國財政部3.50%債券2028年 | USD | 1,000,000,000 | 2018/10/22 | 2028/10/19 | 7,715.60 |
| 06754 | 中華人民共和國財政部4.00%債券2048年 | USD | 500,000,000 | 2018/10/22 | 2048/10/19 | 3,862.95 |
| 05190 | 佳源國際控股有限公司12.0%優先有抵押票據2020年 | USD | 225,000,000 | 2018/10/23 | 2020/10/22 | 1,755.00 |
| 05191 | 香港國際(青島)有限公司5.30%債券2019年 | USD | 174,000,000 | 2018/10/23 | 2019/10/21 | 1,357.20 |
| 05189 | 濰坊市城市建設發展投資集團有限公司6.50%債券2021年 | USD | 250,000,000 | 2018/10/24 | 2021/10/23 | 1,950.00 |
| 05192 | SDG Finance I Ltd. 5.25%有擔保債券2021 | USD | 600,000,000 | 2018/10/24 | 2021/10/23 | 4,649.21 |
| 05184 # | 正榮地產集團有限公司12.50%優先票據2021年 | USD | 70,000,000 | 2018/10/26 | 2021/01/02 | 536.04 |
| 05193 | SPIC LU Latin America Renewable Energy 4.25%有擔保債券2021年 | USD | 300,000,000 | 2018/10/31 | 2021/10/30 | 2,339.27 |
| 05194 | SPIC LU Latin America Renewable Energy 4.65%有擔保債券2023年 | USD | 500,000,000 | 2018/10/31 | 2023/10/30 | 3,897.94 |
| 05195 | 中國石化盛駿國際投資有限公司3.15%票據2020年 | HKD | 1,200,000,000 | 2018/11/01 | 2020/10/31 | 1,200.00 |
| 85738 | 中國石化盛駿國際投資有限公司4.50%人民幣票據2021年 | RMB | 1,000,000,000 | 2018/11/01 | 2021/10/31 | 1,125.80 |
| 05196 | 泛海控股國際發展第三有限公司12.00%有擔保優先票據2021年 | USD | 215,000,000 | 2018/11/01 | 2021/10/31 | 1,677.00 |
| 05132 # | 甘肅省公路航空旅遊投資集團有限公司6.25%債券2021年 | USD | 150,000,000 | 2018/11/02 | 2021/08/02 | 1,174.83 |
| 05197 | 台州市基礎設施建設投資集團有限公司5.80%債券2021年 | USD | 300,000,000 | 2018/11/07 | 2021/11/06 | 2,340.00 |
| 05198 | Soar Wise Ltd. 4.625%有擔保票據2021年 | USD | 350,000,000 | 2018/11/07 | 2021/11/06 | 2,728.12 |
| 05199 | 中信銀行(國際)有限公司無期限非累積次級額外一級資本證券B | USD | 500,000,000 | 2018/11/07 | - | 3,900.00 |
| 05025 | 中國農業銀行股份有限公司香港分行浮息票據2021年 | USD | 500,000,000 | 2018/11/08 | 2021/11/07 | 3,900.00 |
| 05028 | 中國農業銀行股份有限公司香港分行浮息票據2023年 | USD | 300,000,000 | 2018/11/08 | 2023/11/07 | 2,340.00 |
| 05089 | Bluestar Finance Holdings Ltd. 優先有擔保永久證券A | USD | 300,000,000 | 2018/11/08 | - | 2,332.14 |
| 05090 | 長發國際有限公司5.70%有擔保債券2021年 | USD | 400,000,000 | 2018/11/09 | 2021/11/08 | 3,120.00 |
| 05190 # | 佳源國際控股有限公司12.0%優先有抵押票據2020年 | USD | 70,000,000 | 2018/11/12 | 2020/10/22 | 546.00 |
| 05206 | 成都高新投資集團有限公司6.28%票據2021年 | USD | 300,000,000 | 2018/11/15 | 2021/11/14 | 2,326.17 |
| 05223 | 湖南湘江新區發展集團有限公司5.70%債券2021年 | USD | 300,000,000 | 2018/11/16 | 2021/11/15 | 2,327.30 |
| 05230 | CDBL Funding 1浮動利率維好票據2021年 | USD | 400,000,000 | 2018/11/16 | 2021/11/15 | 3,120.00 |

主板 債務證券

| 股份代號 | 債券 | 發行本金 | 上市日期 | 到期日 | 集資金額 (百萬港元) | |
|---------|--|------|-----------------|------------|----------------|----------|
| 05239 | 華遠地產股份有限公司11.00%優先票據2021年 | USD | 200,000,000 | 2018/11/19 | 2021/11/16 | 1,560.00 |
| 05275 | First FZ Bond Ltd. 6.90%有擔保債券2020年 | USD | 200,000,000 | 2018/11/19 | 2020/11/16 | 1,560.00 |
| 05281 | Industrial Bank Co., Ltd. Hong Kong Branch浮息票據2021年 | USD | 600,000,000 | 2018/11/21 | 2021/11/20 | 4,680.00 |
| 05294 | Bank of China Ltd., Macau Branch 3.00%票據2020年B | MOP | 3,000,000,000 | 2018/11/21 | 2020/11/20 | 2,913.60 |
| 05450 | Bank of China Ltd., Macau Branch浮息票據2021年 | USD | 550,000,000 | 2018/11/21 | 2021/11/20 | 4,290.00 |
| 05451 | Bank of China Ltd., Macau Branch浮息票據2023年 | USD | 250,000,000 | 2018/11/21 | 2023/11/20 | 1,950.00 |
| 05346 | Bank of China Ltd., Hong Kong Branch 3.30%票據2020年A | HKD | 4,000,000,000 | 2018/11/21 | 2020/11/20 | 4,000.00 |
| 85739 | Bank of China Ltd., Hong Kong Branch 4.45%人民幣票據2021年 | RMB | 1,000,000,000 | 2018/11/21 | 2021/11/20 | 1,128.20 |
| 04074 | 香港金融管理局2.08%外匯基金票據2020年 | HKD | 1,200,000,000 | 2018/11/22 | 2020/11/23 | 1,203.12 |
| 05399 | Sichuan Communications Overseas Dev Co 4.75%有擔保債券2021年 | USD | 350,000,000 | 2018/11/22 | 2021/11/21 | 2,712.69 |
| 05452 | EBSEverbright SHK (BVI) Ltd. 5.25%有擔保票據2021年 | USD | 200,000,000 | 2018/11/22 | 2021/11/21 | 1,560.00 |
| 05453 | SPIC 2018 USD Senior Perpetual Bond Co優先有擔保永久資本證券 | USD | 500,000,000 | 2018/11/22 | - | 3,900.00 |
| 05454 | 合景泰富集團控股有限公司9.85%優先票據2020年 | USD | 400,000,000 | 2018/11/27 | 2020/11/26 | 3,120.00 |
| 05455 | 中國農業發展銀行浮息債券2021年11月 | EUR | 500,000,000 | 2018/11/27 | 2021/11/26 | 4,433.90 |
| 05456 | 廣廈控股集團有限公司8.50%有擔保優先票據2020年 | USD | 60,000,000 | 2018/11/27 | 2020/11/26 | 468.00 |
| 05458 | 時代中國控股有限公司10.95%優先票據2020年 | USD | 300,000,000 | 2018/11/28 | 2020/11/27 | 2,337.94 |
| 05459 | Greenland Global Investment Ltd. 9.125%票據2020年 | USD | 280,000,000 | 2018/11/28 | 2020/05/27 | 2,180.26 |
| 05457 | Yunnan Energy Investment Overseas Fin 6.25%有擔保債券2021年 | USD | 200,000,000 | 2018/11/30 | 2021/11/29 | 1,539.13 |
| 05460 | Haichuan Int'l Investment Co., Ltd. 7.50%有擔保債券2021年 | USD | 100,000,000 | 2018/11/30 | 2021/11/29 | 780.00 |
| 05461 | Yancoal Int'l Res Dev Co., Ltd. 6.00%有擔保優先票據2021年 | USD | 335,000,000 | 2018/11/30 | 2021/11/29 | 2,613.00 |
| 04215 # | 中華人民共和國香港特別行政區1.10%債券2023年 | HKD | 2,500,000,000 | 2018/11/30 | 2023/01/17 | 2,367.50 |
| 05462 | Ch State Construct Fin (Cayman) I Ltd. 優先有擔保永久證券 | USD | 500,000,000 | 2018/12/04 | - | 3,876.33 |
| 05463 | 弘陽地產集團有限公司13.5%優先票據2020年 | USD | 180,000,000 | 2018/12/04 | 2020/12/03 | 1,404.00 |
| 05464 | Eastern Creation II Invest Hldgs Ltd. 4.15%有擔保票據2021年 | USD | 400,000,000 | 2018/12/05 | 2021/12/04 | 3,116.69 |
| 05465 | 香港保融發展有限公司6.25%有擔保票據2021年 | USD | 230,000,000 | 2018/12/05 | 2021/12/04 | 1,770.00 |
| 05466 | 甘肅省電力投資集團有限責任公司6.25%債券2021年 | USD | 200,000,000 | 2018/12/05 | 2021/12/04 | 1,545.35 |
| 05472 | 方興光耀有限公司優先有擔保永久證券 | USD | 300,000,000 | 2018/12/05 | - | 2,340.00 |
| 05467 | 武漢地鐵集團有限公司優先永久證券 | USD | 400,000,000 | 2018/12/06 | - | 3,111.54 |
| 05468 | 新世界中國地產有限公司4.75%有擔保票據2023年 | USD | 310,000,000 | 2018/12/06 | 2023/12/05 | 2,402.94 |
| 05469 | 杭州富陽城投集團(香港)有限公司6.80%有擔保債券2021年 | USD | 230,000,000 | 2018/12/06 | 2021/12/05 | 1,794.00 |
| 05470 | Shandong Iron and Steel Xinheng Int'l 8.50%有擔保債券2021年 | USD | 450,000,000 | 2018/12/06 | 2021/12/05 | 3,510.00 |
| 05471 | 中國電建地產集團有限公司4.50%有擔保票據2021年 | USD | 300,000,000 | 2018/12/07 | 2021/12/06 | 2,326.40 |
| 05475 | 渣打集團有限公司可贖回債券2024年 | JPY | 111,000,000,000 | 2018/12/07 | 2024/11/22 | 7,670.10 |
| 05190 # | 佳源國際控股有限公司12.0%優先有抵押票據2020年 | USD | 80,000,000 | 2018/12/07 | 2020/10/22 | 624.00 |
| 05473 | CITIC Securities Finance MTN Co., Ltd. 4.25%有擔保票據2021年 | USD | 300,000,000 | 2018/12/11 | 2021/12/10 | 2,330.10 |
| 05474 | 淮北市建投控股集團有限公司5.20%信用增強債券2021年 | USD | 300,000,000 | 2018/12/11 | 2021/12/10 | 2,340.00 |
| 85740 | 湖州市交通投資集團有限公司5.90%人民幣票據2021年 | RMB | 500,000,000 | 2018/12/11 | 2021/12/10 | 568.45 |
| 05476 | 萬科地產(香港)有限公司5.35%票據2024年 | USD | 630,000,000 | 2018/12/12 | 2024/03/11 | 4,909.53 |
| 05480 | Zhuji Development Ltd. 7.00%有擔保債券2021年 | USD | 230,000,000 | 2018/12/12 | 2021/12/11 | 1,794.00 |

主板 債務證券

| 股份代號 | 債券 | 發行本金 | 上市日期 | 到期日 | 集資金額 (百萬港元) | |
|-----------|---|------|---------------|------------|-------------------|----------|
| 05454 # | 合景泰富集團控股有限公司9.85%優先票據2020年 | USD | 150,000,000 | 2018/12/12 | 2020/11/26 | 1,187.55 |
| 05477 | 國家開發銀行浮息票據2021年 | USD | 1,000,000,000 | 2018/12/13 | 2021/12/12 | 7,800.00 |
| 05478 | 國家開發銀行浮息票據2023年 | USD | 500,000,000 | 2018/12/13 | 2023/12/12 | 3,900.00 |
| 05479 | 國家開發銀行0.625%票據2022年A | EUR | 800,000,000 | 2018/12/13 | 2022/12/12 | 7,053.83 |
| 05481 | 濟南高新控股集團有限公司6.40%債券2021年 | USD | 250,000,000 | 2018/12/14 | 2021/12/13 | 1,950.00 |
| 05482 | 海通證券股份有限公司4.50%債券2023年 | USD | 300,000,000 | 2018/12/14 | 2023/12/13 | 2,327.90 |
| 05483 | 海通證券股份有限公司浮息債券2023年B | EUR | 230,000,000 | 2018/12/14 | 2023/12/13 | 2,044.19 |
| 05484 | 諾熙資本有限公司4.75%有擔保債券2021年 | EUR | 80,000,000 | 2018/12/17 | 2021/12/14 | 711.02 |
| 05485 | 綠地香港控股有限公司9.875%債券2020年 | USD | 200,000,000 | 2018/12/18 | 2020/06/17 | 1,560.00 |
| 05486 | 廣州地鐵投融資(維京)有限公司4.30%有擔保票據2021年 | USD | 200,000,000 | 2018/12/19 | 2021/12/18 | 1,551.34 |
| 05487 | 舟山海城建設投資集團有限公司5.90%債券2021年 | USD | 100,000,000 | 2018/12/19 | 2021/12/18 | 780.00 |
| 05488 | 重慶市南岸區城市建設發展(集團)有限公司5.88%債券2022年 | USD | 300,000,000 | 2018/12/19 | 2022/06/18 | 2,324.00 |
| 05489 | 紹興市城市建設投資集團有限公司5.875%債券2021年 | USD | 350,000,000 | 2018/12/19 | 2021/12/18 | 2,724.46 |
| 05491 | Eastern Creation II Investment Holdings Ltd. 3.85%票據2021年 | HKD | 500,000,000 | 2018/12/19 | 2021/12/18 | 500.00 |
| 05490 | 錫發投資有限公司5.30%有擔保債券2021年 | USD | 300,000,000 | 2018/12/20 | 2021/12/19 | 2,340.00 |
| 05492 | 寶雞市投資(集團)有限公司7.00%票據2021年 | USD | 80,000,000 | 2018/12/20 | 2021/12/19 | 624.00 |
| 05493 | 成都交通投資集團有限公司5.125%債券2021年 | USD | 400,000,000 | 2018/12/21 | 2021/12/20 | 3,088.05 |
| 05495 | 宜昌高新投資開發有限公司7.50%票據2021年 | USD | 50,000,000 | 2018/12/21 | 2021/12/20 | 390.00 |
| 05496 | 鄭州地鐵集團有限公司5.00%債券2021年 | USD | 500,000,000 | 2018/12/21 | 2021/12/20 | 3,867.94 |
| 05497 | 新湖(BVI)2018控股有限公司11.00%有擔保優先票據2021年 | USD | 240,000,000 | 2018/12/21 | 2021/12/20 | 1,872.00 |
| 05190 # | 佳源國際控股有限公司12.0%優先有抵押票據2020年 | USD | 25,000,000 | 2018/12/21 | 2020/10/22 | 195.00 |
| 05459 # | Greenland Global Investment Ltd. 9.125%票據2020年 | USD | 150,000,000 | 2018/12/21 | 2020/05/27 | 1,179.57 |
| 05463 # | 弘陽地產集團有限公司13.5%優先票據2020年 | USD | 200,000,000 | 2018/12/21 | 2020/12/03 | 1,560.00 |
| 05469 # | 杭州富陽城投集團(香港)有限公司6.80%有擔保債券2021年 | USD | 70,000,000 | 2018/12/21 | 2021/12/05 | 546.00 |
| 05494 | 余姚經濟開發區建設投資發展有限公司7.00%有擔保債券2021年 | USD | 100,000,000 | 2018/12/24 | 2021/12/21 | 780.00 |
| 05480 # | Zhuji Development Ltd. 7.00%有擔保債券2021年 | USD | 81,000,000 | 2018/12/24 | 2021/12/11 | 631.78 |
| 05498 | 武漢金融控股(集團)有限公司5.80%票據2021年 | USD | 142,000,000 | 2018/12/28 | 2021/12/27 | 1,107.60 |
| 05504 | 陝西省西咸新區澧西新城開發建設(集團)有限公司7.50% 債券2021年 | USD | 100,000,000 | 2018/12/28 | 2021/12/27 | 773.85 |
| 05509 | 常德市城市建設投資集團有限公司7.20%債券2020年 | USD | 100,000,000 | 2018/12/28 | 2020/12/27 | 780.00 |
| 05139 # | 武漢地產開發投資集團有限公司5.70%債券2021年 | USD | 70,000,000 | 2018/12/31 | 2021/08/09 | 542.05 |
| 總額 | | | | | 254,127.38 | |

進一步發行

主板 單位信託及互惠基金

單位信託及互惠基金交易統計

| | | 交易所 買賣基金 (ETF) (百萬港元) | 槓桿及 反向產品 (L&I Products) (百萬港元) | 房地產投資 信託基金 (REITs) (百萬港元) | 其他 (百萬港元) | 合計 (百萬港元) | 佔市場 百分比 |
|------|-----|--------------------------------|---|------------------------------------|--------------|--------------|------------|
| 2017 | 第4季 | 249,162.50 | 13,254.17 | 22,643.22 | 96.64 | 285,156.54 | 4.39 |
| 2018 | 第1季 | 352,766.39 | 30,133.06 | 30,117.82 | 98.32 | 413,115.59 | 4.66 |
| | 第2季 | 251,843.88 | 23,169.94 | 24,750.59 | 51.70 | 299,816.11 | 4.71 |
| | 第3季 | 192,388.16 | 23,002.28 | 28,585.72 | 62.14 | 244,038.30 | 4.23 |
| | 第4季 | 190,252.89 | 33,546.71 | 29,121.88 | 41.46 | 252,962.94 | 4.78 |

註：成交金額包括非港元交易買賣的證券

單位信託及互惠基金市值

| | | 交易所 買賣基金 (ETF) | | 槓桿及 反向產品 (L&I Products) | | 房地產投資 信託基金 (REITs) | | 其他 | | 合計 | |
|------|-----|----------------------|------------|-------------------------------|----------|--------------------------|------------|------|----------|------|------------|
| | | 發行數目 | (百萬港元) | 發行數目 | (百萬港元) | 發行數目 | (百萬港元) | 發行數目 | (百萬港元) | 發行數目 | (百萬港元) |
| 2017 | 第4季 | 106 | 632,535.18 | 27 | 3,442.75 | 11 | 276,508.56 | 1 | 1,162.33 | 145 | 913,648.81 |
| 2018 | 第1季 | 106 | 612,842.81 | 27 | 4,509.75 | 11 | 263,218.35 | 1 | 941.89 | 145 | 881,512.80 |
| | 第2季 | 108 | 593,609.09 | 27 | 5,188.57 | 11 | 268,855.16 | 1 | 902.36 | 145 | 868,555.18 |
| | 第3季 | 112 | 540,139.20 | 22 | 4,625.00 | 11 | 277,844.26 | 1 | 599.51 | 146 | 823,207.97 |
| | 第4季 | 115 | 551,375.79 | 22 | 5,252.56 | 11 | 280,106.35 | 1 | 556.89 | 149 | 837,291.59 |

新上市統計－單位信託及互惠基金

| | | 新上市單位信託 及互惠基金數目 | 集資金額 (百萬港元) |
|------|-----|--------------------|----------------|
| 2017 | 第4季 | 3 | – |
| 2018 | 第1季 | 1 | – |
| | 第2季 | 4 | – |
| | 第3季 | 4 | – |
| | 第4季 | 6 | – |

主板 單位信託及互惠基金

新上市單位信託及互惠基金

2018 第 4 季

| 股份代號 | 單位信託及互惠基金 | 基金經理 | 發行價(港元) | 上市時之 發行單位 | 集資金額 (百萬港元) | 認購倍數 | 上市日期 |
|-------------|---------------------|------------------|---------|--------------|----------------|------|------------|
| 03163 | 平安MSCI中國多因子ETF | 中國平安資產管理(香港)有限公司 | n.a. | n.a. | n.a. | n.a. | 2018/11/30 |
| 03166 | 平安MSCI中國質量因子ETF | 中國平安資產管理(香港)有限公司 | n.a. | n.a. | n.a. | n.a. | 2018/11/30 |
| 03093/83093 | 中金中證優選100ETF | 中國國際金融香港資產管理有限公司 | n.a. | n.a. | n.a. | n.a. | 2018/12/05 |
| 03198 | 平安納斯達克SHANDL ETF | 中國平安資產管理(香港)有限公司 | n.a. | n.a. | n.a. | n.a. | 2018/12/07 |
| 03023 | 平安納斯達克人工智能及機械人ETF | 中國平安資產管理(香港)有限公司 | n.a. | n.a. | n.a. | n.a. | 2018/12/07 |
| 03079/83079 | 中金彭博巴克萊中國國債1-10年ETF | 中國國際金融香港資產管理有限公司 | n.a. | n.a. | n.a. | n.a. | 2018/12/12 |

主板 可收回牛熊證

牛熊證交易統計

| | | 數目 | 牛熊證市價總值 (百萬港元) | 交易總額 (百萬港元) |
|------|-----|-------|-------------------|----------------|
| 2017 | 第4季 | 3,374 | 114,271.35 | 383,700.91 |
| 2018 | 第1季 | 3,476 | 116,066.49 | 581,996.64 |
| | 第2季 | 2,650 | 82,658.60 | 366,044.00 |
| | 第3季 | 2,911 | 72,149.22 | 373,055.40 |
| | 第4季 | 2,847 | 66,272.76 | 516,217.92 |

新上市牛熊證統計

| | | 新上市牛熊證數目 | 集資金額(百萬港元) |
|------|-----|----------|------------|
| 2017 | 第4季 | 4,704 | 144,771.12 |
| 2018 | 第1季 | 7,440 | 234,572.95 |
| | 第2季 | 5,371 | 173,579.03 |
| | 第3季 | 6,709 | 213,476.75 |
| | 第4季 | 7,158 | 234,769.20 |

主板 可收回牛熊證

新上市牛熊證

2018 第 4 季

| 股份代號 | 牛熊證 | 上市時之發行單位 | 上市日期 | 到期日 | 集資金額 (百萬港元) |
|-------|---|-------------|------------|------------|-------------|
| 69385 | BNP Paribas Issuance B.V. – CC Bank R Bear CBBC May 2019 G | 100,000,000 | 2018/10/02 | 2019/05/30 | 25.00 |
| 69353 | BNP Paribas Issuance B.V. – CSOP A50 R Bull CBBC Jun 2019 K | 60,000,000 | 2018/10/02 | 2019/06/27 | 15.00 |
| 69354 | BNP Paribas Issuance B.V. – CSOP A50 R Bull CBBC Jun 2019 L | 60,000,000 | 2018/10/02 | 2019/06/27 | 15.00 |
| 69346 | BNP Paribas Issuance B.V. – HSI R Bull CBBC Nov 2019 O | 250,000,000 | 2018/10/02 | 2019/11/28 | 62.50 |
| 69942 | BNP Paribas Issuance B.V. – HSI R Bull CBBC Nov 2019 P | 250,000,000 | 2018/10/02 | 2019/11/28 | 62.50 |
| 69984 | BNP Paribas Issuance B.V. – HSI R Bull CBBC Nov 2019 Q | 250,000,000 | 2018/10/02 | 2019/11/28 | 62.50 |
| 69334 | BNP Paribas Issuance B.V. – HSI R Bear CBBC Mar 2019 K | 250,000,000 | 2018/10/02 | 2019/03/28 | 62.50 |
| 69343 | BNP Paribas Issuance B.V. – HSI R Bear CBBC Mar 2019 L | 250,000,000 | 2018/10/02 | 2019/03/28 | 62.50 |
| 69348 | BNP Paribas Issuance B.V. – HSI R Bear CBBC Mar 2019 M | 250,000,000 | 2018/10/02 | 2019/03/28 | 62.50 |
| 69355 | BNP Paribas Issuance B.V. – Ping An R Bull CBBC Jun 2019 M | 200,000,000 | 2018/10/02 | 2019/06/27 | 50.00 |
| 69383 | BNP Paribas Issuance B.V. – Tencent R Bear CBBC Apr 2019 V | 50,000,000 | 2018/10/02 | 2019/04/29 | 12.50 |
| 60627 | Credit Suisse AG – AIA R Bull CBBC Jun 2019 A | 70,000,000 | 2018/10/02 | 2019/06/28 | 17.50 |
| 60637 | Credit Suisse AG – CSOP A50 ETF R Bull CBBC Jul 2019 A | 50,000,000 | 2018/10/02 | 2019/07/03 | 12.50 |
| 60602 | Credit Suisse AG – Galaxy Ent R Bull CBBC Apr 2019 E | 50,000,000 | 2018/10/02 | 2019/04/26 | 12.50 |
| 60626 | Credit Suisse AG – HKEX R Bull CBBC Apr 2019 A | 50,000,000 | 2018/10/02 | 2019/04/04 | 12.50 |
| 60624 | Credit Suisse AG – HSBC R Bull CBBC Jun 2019 A | 70,000,000 | 2018/10/02 | 2019/06/13 | 17.50 |
| 60656 | Credit Suisse AG – HSI R Bull CBBC Apr 2020 A | 300,000,000 | 2018/10/02 | 2020/04/28 | 75.00 |
| 60600 | Credit Suisse AG – HSI R Bull CBBC May 2020 A | 200,000,000 | 2018/10/02 | 2020/05/28 | 50.00 |
| 60592 | Credit Suisse AG – HSI R Bull CBBC Jul 2020 E | 200,000,000 | 2018/10/02 | 2020/07/30 | 50.00 |
| 60594 | Credit Suisse AG – HSI R Bull CBBC Nov 2020 H | 200,000,000 | 2018/10/02 | 2020/11/27 | 50.00 |
| 60542 | Credit Suisse AG – HSI R Bear CBBC Jan 2019 B | 200,000,000 | 2018/10/02 | 2019/01/30 | 50.00 |
| 60572 | Credit Suisse AG – HSI R Bear CBBC Jan 2019 D | 200,000,000 | 2018/10/02 | 2019/01/30 | 50.00 |
| 60524 | Credit Suisse AG – HSI R Bear CBBC Jan 2019 S | 200,000,000 | 2018/10/02 | 2019/01/30 | 50.00 |
| 60541 | Credit Suisse AG – HSI R Bear CBBC Jan 2019 Y | 200,000,000 | 2018/10/02 | 2019/01/30 | 50.00 |
| 60590 | Credit Suisse AG – HSI R Bear CBBC Feb 2019 A | 200,000,000 | 2018/10/02 | 2019/02/27 | 50.00 |
| 60565 | Credit Suisse AG – HSI R Bear CBBC Feb 2019 Y | 200,000,000 | 2018/10/02 | 2019/02/27 | 50.00 |
| 60585 | Credit Suisse AG – HSI R Bear CBBC Feb 2019 Z | 200,000,000 | 2018/10/02 | 2019/02/27 | 50.00 |
| 60620 | Credit Suisse AG – Ping An R Bull CBBC Mar 2019 C | 80,000,000 | 2018/10/02 | 2019/03/08 | 20.00 |
| 60611 | Credit Suisse AG – Tencent R Bull CBBC Apr 2019 G | 50,000,000 | 2018/10/02 | 2019/04/18 | 12.50 |
| 60283 | Bank of East Asia – AIA R Bull CBBC Apr 2019 A | 40,000,000 | 2018/10/02 | 2019/04/04 | 10.00 |
| 60286 | Bank of East Asia – Geely Auto R Bull CBBC Apr 2019 G | 40,000,000 | 2018/10/02 | 2019/04/04 | 10.00 |
| 60243 | Bank of East Asia – Galaxy Ent R Bull CBBC Mar 2019 J | 100,000,000 | 2018/10/02 | 2019/03/22 | 25.00 |
| 60256 | Bank of East Asia – Ping An R Bull CBBC Apr 2019 B | 100,000,000 | 2018/10/02 | 2019/04/04 | 25.00 |
| 60264 | Bank of East Asia – Ping An R Bull CBBC Apr 2019 C | 100,000,000 | 2018/10/02 | 2019/04/04 | 25.00 |
| 60282 | Bank of East Asia – Ping An R Bear CBBC Apr 2019 B | 100,000,000 | 2018/10/02 | 2019/04/04 | 25.00 |
| 60251 | Bank of East Asia – Sands China R Bull CBBC Apr 2019 B | 10,000,000 | 2018/10/02 | 2019/04/04 | 10.00 |
| 60223 | Bank of East Asia – Tencent R Bull CBBC Apr 2019 D | 30,000,000 | 2018/10/02 | 2019/04/04 | 10.50 |
| 60240 | Bank of East Asia – Tencent R Bear CBBC Apr 2019 A | 30,000,000 | 2018/10/02 | 2019/04/04 | 12.00 |
| 60732 | Goldman Sachs SP (Asia) – AIA R Bull CBBC May 2019 C | 100,000,000 | 2018/10/02 | 2019/05/14 | 25.00 |
| 60772 | Goldman Sachs SP (Asia) – Galaxy Ent R Bull CBBC Jul 2019 G | 100,000,000 | 2018/10/02 | 2019/07/26 | 25.00 |
| 60786 | Goldman Sachs SP (Asia) – HKEX R Bull CBBC Jul 2019 X | 100,000,000 | 2018/10/02 | 2019/07/26 | 25.00 |
| 69431 | Goldman Sachs SP (Asia) – HKEX R Bear CBBC Mar 2019 A | 80,000,000 | 2018/10/02 | 2019/03/08 | 20.00 |
| 60671 | Goldman Sachs SP (Asia) – HSI R Bull CBBC Nov 2020 A | 200,000,000 | 2018/10/02 | 2020/11/27 | 50.00 |

主板 可收回牛熊證

| 股份代號 | 牛熊證 | 上市時之發行單位 | 上市日期 | 到期日 | 集資金額 (百萬港元) |
|-------|--|-------------|------------|------------|-------------|
| 60664 | Goldman Sachs SP (Asia) – HSI R Bull CBBC Nov 2020 E | 200,000,000 | 2018/10/02 | 2020/11/27 | 50.00 |
| 60729 | Goldman Sachs SP (Asia) – HSI R Bull CBBC Nov 2020 P | 200,000,000 | 2018/10/02 | 2020/11/27 | 50.00 |
| 69278 | Goldman Sachs SP (Asia) – HSI R Bear CBBC Feb 2019 R | 200,000,000 | 2018/10/02 | 2019/02/27 | 50.00 |
| 69279 | Goldman Sachs SP (Asia) – HSI R Bear CBBC Feb 2019 S | 200,000,000 | 2018/10/02 | 2019/02/27 | 50.00 |
| 69386 | Goldman Sachs SP (Asia) – HSI R Bear CBBC Feb 2019 T | 200,000,000 | 2018/10/02 | 2019/02/27 | 50.00 |
| 69414 | Goldman Sachs SP (Asia) – HSI R Bear CBBC Feb 2019 U | 200,000,000 | 2018/10/02 | 2019/02/27 | 50.00 |
| 60735 | Goldman Sachs SP (Asia) – ICBC R Bull CBBC Jun 2019 F | 100,000,000 | 2018/10/02 | 2019/06/25 | 25.00 |
| 60747 | Goldman Sachs SP (Asia) – Ping An R Bull CBBC Jul 2019 X | 100,000,000 | 2018/10/02 | 2019/07/26 | 25.00 |
| 60726 | Goldman Sachs SP (Asia) – Tencent R Bull CBBC Mar 2019 C | 100,000,000 | 2018/10/02 | 2019/03/07 | 25.00 |
| 69283 | Goldman Sachs SP (Asia) – Tencent R Bear CBBC Mar 2019 R | 80,000,000 | 2018/10/02 | 2019/03/08 | 20.00 |
| 69430 | Goldman Sachs SP (Asia) – Tencent R Bear CBBC Mar 2019 S | 80,000,000 | 2018/10/02 | 2019/03/08 | 20.00 |
| 60012 | HK Bank – AIA R Bull CBBC Feb 2019 C | 80,000,000 | 2018/10/02 | 2019/02/11 | 20.00 |
| 60037 | HK Bank – CC Bank R Bull CBBC Feb 2019 D | 100,000,000 | 2018/10/02 | 2019/02/18 | 25.00 |
| 69926 | HK Bank – CSOP A50 ETF R Bull CBBC Feb 2019 F | 50,000,000 | 2018/10/02 | 2019/02/18 | 12.50 |
| 69918 | HK Bank – CSOP A50 ETF R Bull CBBC Mar 2019 E | 50,000,000 | 2018/10/02 | 2019/03/04 | 12.50 |
| 60039 | HK Bank – Geely Auto R Bull CBBC Mar 2019 D | 40,000,000 | 2018/10/02 | 2019/03/11 | 10.00 |
| 60054 | HK Bank – Galaxy Ent R Bull CBBC Mar 2019 D | 80,000,000 | 2018/10/02 | 2019/03/11 | 20.00 |
| 60082 | HK Bank – HKEX R Bull CBBC Feb 2019 G | 50,000,000 | 2018/10/02 | 2019/02/14 | 12.50 |
| 69917 | HK Bank – HSCEI R Bull CBBC Jul 2019 J | 60,000,000 | 2018/10/02 | 2019/07/30 | 15.00 |
| 69897 | HK Bank – HSI R Bull CBBC Jul 2019 T | 150,000,000 | 2018/10/02 | 2019/07/30 | 37.50 |
| 69904 | HK Bank – HSI R Bull CBBC Jul 2019 V | 150,000,000 | 2018/10/02 | 2019/07/30 | 37.50 |
| 69328 | HK Bank – HSI R Bear CBBC Feb 2019 I | 100,000,000 | 2018/10/02 | 2019/02/27 | 25.00 |
| 69913 | HK Bank – HSI R Bear CBBC Feb 2019 K | 150,000,000 | 2018/10/02 | 2019/02/27 | 37.50 |
| 69991 | HK Bank – ICBC R Bull CBBC Mar 2019 C | 100,000,000 | 2018/10/02 | 2019/03/04 | 25.00 |
| 60025 | HK Bank – Ping An R Bull CBBC Jan 2019 K | 100,000,000 | 2018/10/02 | 2019/01/31 | 25.00 |
| 69994 | HK Bank – Tencent R Bull CBBC Jan 2019 W | 60,000,000 | 2018/10/02 | 2019/01/31 | 15.00 |
| 69333 | HK Bank – Tencent R Bear CBBC Mar 2019 P | 50,000,000 | 2018/10/02 | 2019/03/14 | 12.50 |
| 69849 | Haitong Int'l Sec – HSI R Bull CBBC Sep 2019 J | 150,000,000 | 2018/10/02 | 2019/09/27 | 37.50 |
| 69846 | Haitong Int'l Sec – HSI R Bull CBBC Dec 2019 F | 150,000,000 | 2018/10/02 | 2019/12/30 | 37.50 |
| 69880 | Haitong Int'l Sec – HSI R Bull CBBC Dec 2019 G | 150,000,000 | 2018/10/02 | 2019/12/30 | 37.50 |
| 69319 | Haitong Int'l Sec – HSI R Bear CBBC Jan 2019 G | 150,000,000 | 2018/10/02 | 2019/01/30 | 37.50 |
| 69321 | Haitong Int'l Sec – HSI R Bear CBBC Feb 2019 A | 150,000,000 | 2018/10/02 | 2019/02/27 | 37.50 |
| 60190 | J P Morgan SP BV – CC Bank R Bull CBBC Mar 2019 A | 100,000,000 | 2018/10/02 | 2019/03/08 | 25.00 |
| 60213 | J P Morgan SP BV – HSCEI R Bull CBBC Sep 2020 F | 100,000,000 | 2018/10/02 | 2020/09/29 | 25.00 |
| 60195 | J P Morgan SP BV – HSI R Bull CBBC Oct 2020 I | 200,000,000 | 2018/10/02 | 2020/10/29 | 50.00 |
| 60197 | J P Morgan SP BV – HSI R Bull CBBC Oct 2020 L | 240,000,000 | 2018/10/02 | 2020/10/29 | 60.00 |
| 60201 | J P Morgan SP BV – HSI R Bull CBBC Oct 2020 Q | 240,000,000 | 2018/10/02 | 2020/10/29 | 60.00 |
| 60208 | J P Morgan SP BV – HSI R Bull CBBC Oct 2020 S | 200,000,000 | 2018/10/02 | 2020/10/29 | 50.00 |
| 60169 | J P Morgan SP BV – HSI R Bear CBBC Apr 2019 C | 200,000,000 | 2018/10/02 | 2019/04/29 | 50.00 |
| 60140 | J P Morgan SP BV – HSI R Bear CBBC Apr 2019 U | 200,000,000 | 2018/10/02 | 2019/04/29 | 50.00 |
| 60148 | J P Morgan SP BV – HSI R Bear CBBC Apr 2019 Y | 200,000,000 | 2018/10/02 | 2019/04/29 | 50.00 |
| 60194 | J P Morgan SP BV – ICBC R Bull CBBC Apr 2019 A | 100,000,000 | 2018/10/02 | 2019/04/18 | 25.00 |
| 60176 | J P Morgan SP BV – Tencent R Bull CBBC Jan 2019 W | 50,000,000 | 2018/10/02 | 2019/01/18 | 12.50 |
| 60187 | J P Morgan SP BV – Tencent R Bull CBBC Jan 2019 X | 50,000,000 | 2018/10/02 | 2019/01/11 | 13.25 |
| 60181 | J P Morgan SP BV – Tencent R Bull CBBC Feb 2019 M | 50,000,000 | 2018/10/02 | 2019/02/08 | 12.50 |

主板 可收回牛熊證

| 股份代號 | 牛熊證 | 上市時之發行單位 | 上市日期 | 到期日 | 集資金額 (百萬港元) |
|-------|---|-------------|------------|------------|----------------|
| 60171 | J P Morgan SP BV – Tencent R Bear CBBC Feb 2019 K | 50,000,000 | 2018/10/02 | 2019/02/08 | 12.50 |
| 69309 | Macquarie Bank Ltd. – AAC Tech R Bull CBBC Feb 2019 B | 40,000,000 | 2018/10/02 | 2019/02/26 | 10.00 |
| 69317 | Macquarie Bank Ltd. – AAC Tech R Bull CBBC Jun 2019 A | 40,000,000 | 2018/10/02 | 2019/06/04 | 10.00 |
| 69300 | Macquarie Bank Ltd. – AAC Tech R Bear CBBC Feb 2019 A | 32,200,000 | 2018/10/02 | 2019/02/26 | 10.01 |
| 69318 | Macquarie Bank Ltd. – Tencent R Bull CBBC Jan 2019 C | 30,200,000 | 2018/10/02 | 2019/01/02 | 10.03 |
| 60289 | SG Issuer – AIA R Bull CBBC Mar 2019 F | 60,000,000 | 2018/10/02 | 2019/03/29 | 15.00 |
| 60422 | SG Issuer – AIA R Bull CBBC Mar 2019 G | 60,000,000 | 2018/10/02 | 2019/03/27 | 15.00 |
| 60426 | SG Issuer – CC Bank R Bull CBBC Jul 2019 A | 100,000,000 | 2018/10/02 | 2019/07/29 | 25.00 |
| 60335 | SG Issuer – CM Bank R Bull CBBC Sep 2019 D | 60,000,000 | 2018/10/02 | 2019/09/30 | 15.00 |
| 60325 | SG Issuer – CSOP A50 ETF R Bull CBBC Mar 2019 J | 60,000,000 | 2018/10/02 | 2019/03/29 | 15.00 |
| 60499 | SG Issuer – CSOP A50 ETF R Bull CBBC Mar 2019 K | 60,000,000 | 2018/10/02 | 2019/03/27 | 15.00 |
| 60337 | SG Issuer – CSPC Pharma R Bull CBBC Mar 2019 D | 40,000,000 | 2018/10/02 | 2019/03/06 | 10.00 |
| 60338 | SG Issuer – Geely Auto R Bull CBBC Feb 2019 E | 40,000,000 | 2018/10/02 | 2019/02/26 | 10.00 |
| 60291 | SG Issuer – Galaxy Ent R Bull CBBC Jun 2019 K | 80,000,000 | 2018/10/02 | 2019/06/10 | 20.00 |
| 60428 | SG Issuer – Galaxy Ent R Bull CBBC Jun 2019 L | 80,000,000 | 2018/10/02 | 2019/06/03 | 20.00 |
| 60432 | SG Issuer – HKEX R Bull CBBC Jun 2019 L | 50,000,000 | 2018/10/02 | 2019/06/24 | 12.50 |
| 60309 | SG Issuer – HSBC R Bull CBBC Jun 2019 G | 100,000,000 | 2018/10/02 | 2019/06/25 | 25.00 |
| 60435 | SG Issuer – HSBC R Bull CBBC Jun 2019 H | 100,000,000 | 2018/10/02 | 2019/06/14 | 25.00 |
| 60350 | SG Issuer – HSCEI R Bull CBBC Sep 2019 C | 100,000,000 | 2018/10/02 | 2019/09/27 | 25.00 |
| 60380 | SG Issuer – HSI R Bull CBBC Oct 2020 P | 200,000,000 | 2018/10/02 | 2020/10/29 | 50.00 |
| 60401 | SG Issuer – HSI R Bull CBBC Dec 2020 B | 200,000,000 | 2018/10/02 | 2020/12/30 | 50.00 |
| 60396 | SG Issuer – HSI R Bull CBBC Dec 2020 X | 200,000,000 | 2018/10/02 | 2020/12/30 | 50.00 |
| 60399 | SG Issuer – HSI R Bull CBBC Dec 2020 Y | 200,000,000 | 2018/10/02 | 2020/12/30 | 50.00 |
| 60403 | SG Issuer – HSI R Bull CBBC Jan 2021 A | 200,000,000 | 2018/10/02 | 2021/01/28 | 50.00 |
| 60331 | SG Issuer – HSI R Bear CBBC Jan 2019 L | 200,000,000 | 2018/10/02 | 2019/01/30 | 50.00 |
| 60353 | SG Issuer – HSI R Bear CBBC Jan 2019 V | 200,000,000 | 2018/10/02 | 2019/01/30 | 50.00 |
| 60375 | SG Issuer – HSI R Bear CBBC Feb 2019 B | 200,000,000 | 2018/10/02 | 2019/02/27 | 50.00 |
| 60361 | SG Issuer – HSI R Bear CBBC Feb 2019 N | 200,000,000 | 2018/10/02 | 2019/02/27 | 50.00 |
| 60354 | SG Issuer – HSI R Bear CBBC Mar 2019 B | 200,000,000 | 2018/10/02 | 2019/03/28 | 50.00 |
| 60332 | SG Issuer – HSI R Bear CBBC Mar 2019 E | 200,000,000 | 2018/10/02 | 2019/03/28 | 50.00 |
| 60439 | SG Issuer – ICBC R Bull CBBC Jul 2019 A | 60,000,000 | 2018/10/02 | 2019/07/30 | 15.00 |
| 60463 | SG Issuer – Ping An R Bull CBBC Feb 2019 T | 100,000,000 | 2018/10/02 | 2019/02/25 | 25.00 |
| 60339 | SG Issuer – Sands China R Bull CBBC Aug 2019 E | 80,000,000 | 2018/10/02 | 2019/08/05 | 20.00 |
| 60349 | SG Issuer – SUNAC R Bull CBBC Nov 2019 D | 80,000,000 | 2018/10/02 | 2019/11/18 | 20.00 |
| 60479 | SG Issuer – Tencent R Bull CBBC Jan 2019 H | 80,000,000 | 2018/10/02 | 2019/01/23 | 20.00 |
| 60501 | SG Issuer – Tencent R Bull CBBC Jan 2019 Q | 80,000,000 | 2018/10/02 | 2019/01/23 | 20.00 |
| 60480 | SG Issuer – Tencent R Bull CBBC Feb 2019 F | 80,000,000 | 2018/10/02 | 2019/02/18 | 20.00 |
| 60312 | SG Issuer – Tencent R Bear CBBC Mar 2019 E | 80,000,000 | 2018/10/02 | 2019/03/27 | 20.00 |
| 60315 | SG Issuer – Tencent R Bear CBBC Mar 2019 F | 80,000,000 | 2018/10/02 | 2019/03/28 | 24.00 |
| 60323 | SG Issuer – Tencent R Bear CBBC Mar 2019 G | 80,000,000 | 2018/10/02 | 2019/03/29 | 20.00 |
| 69681 | UBS AG – AAC Tech R Bull CBBC Feb 2019 B | 40,000,000 | 2018/10/02 | 2019/02/11 | 10.00 |
| 69684 | UBS AG – AAC Tech R Bear CBBC Jan 2019 B | 40,000,000 | 2018/10/02 | 2019/01/28 | 10.00 |
| 69661 | UBS AG – AIA R Bull CBBC Mar 2019 D | 60,000,000 | 2018/10/02 | 2019/03/25 | 15.00 |
| 69666 | UBS AG – AIA R Bear CBBC Feb 2019 A | 60,000,000 | 2018/10/02 | 2019/02/11 | 15.00 |
| 69724 | UBS AG – Bank of China R Bull CBBC Jun 2019 B | 60,000,000 | 2018/10/02 | 2019/06/17 | 15.00 |

主板 可收回牛熊證

| 股份代號 | 牛熊證 | 上市時之發行單位 | 上市日期 | 到期日 | 集資金額 (百萬港元) |
|-------|---|-------------|------------|------------|----------------|
| 69660 | UBS AG – CC Bank R Bull CBBC Feb 2019 B | 80,000,000 | 2018/10/02 | 2019/02/25 | 20.00 |
| 69695 | UBS AG – China Life R Bull CBBC Mar 2019 B | 40,000,000 | 2018/10/02 | 2019/03/18 | 10.00 |
| 69696 | UBS AG – China Life R Bull CBBC Mar 2019 C | 40,000,000 | 2018/10/02 | 2019/03/11 | 10.00 |
| 69704 | UBS AG – CSOP A50 ETF R Bull CBBC Apr 2019 A | 50,000,000 | 2018/10/02 | 2019/04/15 | 12.50 |
| 69530 | UBS AG – Geely Auto R Bull CBBC Feb 2019 E | 40,000,000 | 2018/10/02 | 2019/02/25 | 10.00 |
| 69540 | UBS AG – HKEX R Bull CBBC May 2019 A | 50,000,000 | 2018/10/02 | 2019/05/20 | 12.50 |
| 69541 | UBS AG – HKEX R Bull CBBC May 2019 B | 50,000,000 | 2018/10/02 | 2019/05/06 | 12.50 |
| 69529 | UBS AG – HSBC R Bull CBBC Jun 2019 D | 50,000,000 | 2018/10/02 | 2019/06/26 | 12.50 |
| 60516 | UBS AG – HSCEI R Bull CBBC Sep 2020 B | 100,000,000 | 2018/10/02 | 2020/09/29 | 25.00 |
| 69826 | UBS AG – HSI R Bull CBBC Oct 2019 O | 200,000,000 | 2018/10/02 | 2019/10/30 | 50.00 |
| 69767 | UBS AG – HSI R Bull CBBC Nov 2019 G | 200,000,000 | 2018/10/02 | 2019/11/28 | 50.00 |
| 69790 | UBS AG – HSI R Bull CBBC Nov 2019 L | 200,000,000 | 2018/10/02 | 2019/11/28 | 50.00 |
| 69793 | UBS AG – HSI R Bull CBBC Nov 2019 N | 200,000,000 | 2018/10/02 | 2019/11/28 | 50.00 |
| 69822 | UBS AG – HSI R Bull CBBC Nov 2019 Y | 200,000,000 | 2018/10/02 | 2019/11/28 | 50.00 |
| 69771 | UBS AG – HSI R Bull CBBC Sep 2020 D | 200,000,000 | 2018/10/02 | 2020/09/29 | 50.00 |
| 69810 | UBS AG – HSI R Bull CBBC Sep 2020 E | 200,000,000 | 2018/10/02 | 2020/09/29 | 50.00 |
| 69828 | UBS AG – HSI R Bull CBBC Sep 2020 F | 200,000,000 | 2018/10/02 | 2020/09/29 | 50.00 |
| 69743 | UBS AG – HSI R Bull CBBC Nov 2020 Q | 200,000,000 | 2018/10/02 | 2020/11/27 | 50.00 |
| 69765 | UBS AG – HSI R Bull CBBC Dec 2020 O | 200,000,000 | 2018/10/02 | 2020/12/30 | 50.00 |
| 69730 | UBS AG – HSI R Bear CBBC Jan 2019 B | 200,000,000 | 2018/10/02 | 2019/01/30 | 50.00 |
| 60113 | UBS AG – HSI R Bear CBBC Jan 2019 C | 200,000,000 | 2018/10/02 | 2019/01/30 | 50.00 |
| 69469 | UBS AG – HSI R Bear CBBC Jan 2019 X | 200,000,000 | 2018/10/02 | 2019/01/30 | 50.00 |
| 69472 | UBS AG – HSI R Bear CBBC Jan 2019 Z | 250,000,000 | 2018/10/02 | 2019/01/30 | 62.50 |
| 60106 | UBS AG – HSI R Bear CBBC Feb 2019 J | 200,000,000 | 2018/10/02 | 2019/02/27 | 50.00 |
| 60115 | UBS AG – HSI R Bear CBBC Feb 2019 K | 200,000,000 | 2018/10/02 | 2019/02/27 | 50.00 |
| 60132 | UBS AG – HSI R Bear CBBC Feb 2019 L | 200,000,000 | 2018/10/02 | 2019/02/27 | 50.00 |
| 69671 | UBS AG – ICBC R Bull CBBC Mar 2019 A | 100,000,000 | 2018/10/02 | 2019/03/04 | 25.00 |
| 69685 | UBS AG – Ping An R Bull CBBC Mar 2019 B | 100,000,000 | 2018/10/02 | 2019/03/04 | 25.00 |
| 69693 | UBS AG – Ping An R Bull CBBC Mar 2019 C | 100,000,000 | 2018/10/02 | 2019/03/11 | 25.00 |
| 69610 | UBS AG – Tencent R Bull CBBC Mar 2019 P | 40,000,000 | 2018/10/02 | 2019/03/19 | 10.00 |
| 69611 | UBS AG – Tencent R Bull CBBC Mar 2019 Q | 40,000,000 | 2018/10/02 | 2019/03/21 | 10.00 |
| 69645 | UBS AG – Tencent R Bull CBBC Mar 2019 R | 40,000,000 | 2018/10/02 | 2019/03/25 | 10.00 |
| 69884 | UBS AG – Tencent R Bull CBBC Jun 2019 D | 40,000,000 | 2018/10/02 | 2019/06/17 | 10.00 |
| 69889 | UBS AG – Tencent R Bull CBBC Jun 2019 E | 40,000,000 | 2018/10/02 | 2019/06/24 | 10.00 |
| 69510 | UBS AG – Tencent R Bear CBBC Jan 2019 N | 40,000,000 | 2018/10/02 | 2019/01/08 | 10.00 |
| 69518 | UBS AG – Tencent R Bear CBBC Jan 2019 O | 40,000,000 | 2018/10/02 | 2019/01/10 | 10.00 |
| 69545 | UBS AG – Tencent R Bear CBBC Feb 2019 J | 40,000,000 | 2018/10/02 | 2019/02/14 | 10.00 |
| 69602 | UBS AG – Tencent R Bear CBBC Feb 2019 K | 40,000,000 | 2018/10/02 | 2019/02/18 | 10.40 |
| 69608 | UBS AG – Tencent R Bear CBBC Feb 2019 L | 40,000,000 | 2018/10/02 | 2019/02/25 | 14.40 |
| 69549 | UBS AG – Tencent R Bear CBBC Mar 2019 A | 40,000,000 | 2018/10/02 | 2019/03/04 | 12.40 |
| 69571 | UBS AG – Tencent R Bear CBBC Mar 2019 B | 40,000,000 | 2018/10/02 | 2019/03/11 | 16.40 |
| 69452 | Bank Vontobel – AIA R Bull CBBC Jul 2019 C | 40,000,000 | 2018/10/02 | 2019/07/05 | 10.00 |
| 69443 | Bank Vontobel – CC Bank R Bull CBBC Aug 2019 A | 40,000,000 | 2018/10/02 | 2019/08/16 | 10.00 |
| 69457 | Bank Vontobel – China Life R Bull CBBC Mar 2019 B | 40,000,000 | 2018/10/02 | 2019/03/08 | 10.00 |
| 69453 | Bank Vontobel – Galaxy Ent R Bull CBBC Mar 2019 D | 40,000,000 | 2018/10/02 | 2019/03/22 | 10.00 |

主板 可收回牛熊證

| 股份 代號 | 牛熊證 | 上市時之 發行單位 | 上市日期 | 到期日 | 集資金額 (百萬港元) |
|----------|--|--------------|------------|------------|----------------|
| 69438 | Bank Vontobel – HKEX R Bull CBBC Mar 2019 A | 40,000,000 | 2018/10/02 | 2019/03/08 | 10.00 |
| 69468 | Bank Vontobel – HSI R Bull CBBC Apr 2019 J | 80,000,000 | 2018/10/02 | 2019/04/29 | 20.00 |
| 69351 | Bank Vontobel – HSI R Bear CBBC Feb 2019 H | 80,000,000 | 2018/10/02 | 2019/02/27 | 20.00 |
| 69437 | Bank Vontobel – Ping An R Bull CBBC Mar 2019 C | 40,000,000 | 2018/10/02 | 2019/03/08 | 10.00 |
| 69456 | Bank Vontobel – Sunny Optical R Bull CBBC Aug 2019 B | 40,000,000 | 2018/10/02 | 2019/08/02 | 10.00 |
| 69464 | Bank Vontobel – Tencent R Bull CBBC Mar 2019 E | 40,000,000 | 2018/10/02 | 2019/03/22 | 10.00 |
| 61405 | Credit Suisse AG – AIA R Bear CBBC Apr 2019 A | 50,000,000 | 2018/10/03 | 2019/04/29 | 12.50 |
| 61401 | Credit Suisse AG – HSBC R Bull CBBC Jun 2019 B | 70,000,000 | 2018/10/03 | 2019/06/27 | 17.50 |
| 61359 | Credit Suisse AG – HSI R Bull CBBC Aug 2020 F | 200,000,000 | 2018/10/03 | 2020/08/28 | 50.00 |
| 61361 | Credit Suisse AG – HSI R Bull CBBC Aug 2020 G | 200,000,000 | 2018/10/03 | 2020/08/28 | 50.00 |
| 61400 | Credit Suisse AG – HSI R Bull CBBC Sep 2020 Q | 200,000,000 | 2018/10/03 | 2020/09/29 | 50.00 |
| 61422 | Credit Suisse AG – HSI R Bull CBBC Sep 2020 R | 200,000,000 | 2018/10/03 | 2020/09/29 | 50.00 |
| 61386 | Credit Suisse AG – HSI R Bull CBBC Nov 2020 I | 200,000,000 | 2018/10/03 | 2020/11/27 | 50.00 |
| 61438 | Credit Suisse AG – HSI R Bear CBBC Jan 2019 G | 200,000,000 | 2018/10/03 | 2019/01/30 | 50.00 |
| 61442 | Credit Suisse AG – HSI R Bear CBBC Jan 2019 P | 200,000,000 | 2018/10/03 | 2019/01/30 | 50.00 |
| 61427 | Credit Suisse AG – HSI R Bear CBBC Feb 2019 G | 200,000,000 | 2018/10/03 | 2019/02/27 | 50.00 |
| 61436 | Credit Suisse AG – HSI R Bear CBBC Feb 2019 J | 200,000,000 | 2018/10/03 | 2019/02/27 | 50.00 |
| 61406 | Credit Suisse AG – Ping An R Bull CBBC Feb 2019 O | 80,000,000 | 2018/10/03 | 2019/02/27 | 20.00 |
| 61416 | Credit Suisse AG – SUNAC R Bull CBBC Oct 2019 B | 80,000,000 | 2018/10/03 | 2019/10/30 | 20.00 |
| 61385 | Credit Suisse AG – Tencent R Bull CBBC Feb 2019 N | 50,000,000 | 2018/10/03 | 2019/02/27 | 12.50 |
| 61137 | Goldman Sachs SP (Asia) – CSOP A50 ETF R Bull CBBC Jun 2019B | 100,000,000 | 2018/10/03 | 2019/06/27 | 25.00 |
| 61456 | Goldman Sachs SP (Asia) – HSBC R Bull CBBC Sep 2019 J | 100,000,000 | 2018/10/03 | 2019/09/27 | 25.00 |
| 60796 | Goldman Sachs SP (Asia) – HSI R Bull CBBC Nov 2020 G | 200,000,000 | 2018/10/03 | 2020/11/27 | 50.00 |
| 61131 | Goldman Sachs SP (Asia) – HSI R Bull CBBC Nov 2020 I | 200,000,000 | 2018/10/03 | 2020/11/27 | 50.00 |
| 60790 | Goldman Sachs SP (Asia) – HSI R Bull CBBC Nov 2020 W | 200,000,000 | 2018/10/03 | 2020/11/27 | 50.00 |
| 61135 | Goldman Sachs SP (Asia) – HSI R Bear CBBC Jan 2019 J | 200,000,000 | 2018/10/03 | 2019/01/30 | 50.00 |
| 61453 | Goldman Sachs SP (Asia) – HSI R Bear CBBC Jan 2019 V | 200,000,000 | 2018/10/03 | 2019/01/30 | 50.00 |
| 60828 | Goldman Sachs SP (Asia) – Tencent R Bull CBBC Mar 2019 K | 100,000,000 | 2018/10/03 | 2019/03/07 | 25.00 |
| 60836 | Goldman Sachs SP (Asia) – Tencent R Bull CBBC Mar 2019 T | 100,000,000 | 2018/10/03 | 2019/03/07 | 25.00 |
| 60970 | HK Bank – CC Bank R Bull CBBC Mar 2019 E | 100,000,000 | 2018/10/03 | 2019/03/04 | 25.00 |
| 60866 | HK Bank – HKEX R Bull CBBC Feb 2019 H | 50,000,000 | 2018/10/03 | 2019/02/04 | 12.50 |
| 60896 | HK Bank – HSI R Bull CBBC Jul 2019 W | 100,000,000 | 2018/10/03 | 2019/07/30 | 25.00 |
| 60965 | HK Bank – HSI R Bull CBBC Sep 2019 Y | 150,000,000 | 2018/10/03 | 2019/09/27 | 37.50 |
| 60960 | HK Bank – HSI R Bear CBBC Feb 2019 M | 100,000,000 | 2018/10/03 | 2019/02/27 | 25.00 |
| 60993 | HK Bank – HSI R Bear CBBC Mar 2019 D | 150,000,000 | 2018/10/03 | 2019/03/28 | 37.50 |
| 60983 | HK Bank – ICBC R Bull CBBC Mar 2019 D | 100,000,000 | 2018/10/03 | 2019/03/18 | 25.00 |
| 60843 | HK Bank – Tencent R Bull CBBC Jan 2019 X | 60,000,000 | 2018/10/03 | 2019/01/28 | 15.00 |
| 60956 | Haitong Int'l Sec – HSI R Bear CBBC Jan 2019 H | 150,000,000 | 2018/10/03 | 2019/01/30 | 37.50 |
| 61082 | J P Morgan SP BV – AIA R Bull CBBC Mar 2019 B | 100,000,000 | 2018/10/03 | 2019/03/08 | 25.00 |
| 61037 | J P Morgan SP BV – HSI R Bull CBBC Oct 2020 C | 240,000,000 | 2018/10/03 | 2020/10/29 | 60.00 |
| 61023 | J P Morgan SP BV – HSI R Bull CBBC Oct 2020 O | 240,000,000 | 2018/10/03 | 2020/10/29 | 60.00 |
| 61027 | J P Morgan SP BV – HSI R Bull CBBC Oct 2020 T | 240,000,000 | 2018/10/03 | 2020/10/29 | 60.00 |
| 61039 | J P Morgan SP BV – HSI R Bear CBBC Apr 2019 Q | 240,000,000 | 2018/10/03 | 2019/04/29 | 60.00 |
| 61049 | J P Morgan SP BV – HSI R Bear CBBC Apr 2019 V | 240,000,000 | 2018/10/03 | 2019/04/29 | 60.00 |
| 61050 | J P Morgan SP BV – Tencent R Bull CBBC Jan 2019 Y | 50,000,000 | 2018/10/03 | 2019/01/18 | 12.50 |

主板 可收回牛熊證

| 股份代號 | 牛熊證 | 上市時之發行單位 | 上市日期 | 到期日 | 集資金額 (百萬港元) |
|-------|---|-------------|------------|------------|----------------|
| 61051 | J P Morgan SP BV – Tencent R Bull CBBC Feb 2019 N | 50,000,000 | 2018/10/03 | 2019/02/15 | 12.50 |
| 61077 | J P Morgan SP BV – Tencent R Bear CBBC Jan 2019 R | 50,000,000 | 2018/10/03 | 2019/01/18 | 12.50 |
| 60923 | Macquarie Bank Ltd. – Tencent R Bull CBBC Jan 2019 H | 24,000,000 | 2018/10/03 | 2019/01/23 | 10.03 |
| 60897 | Macquarie Bank Ltd. – Tencent R Bull CBBC Jan 2019 I | 22,400,000 | 2018/10/03 | 2019/01/23 | 10.01 |
| 60909 | Macquarie Bank Ltd. – Tencent R Bull CBBC Feb 2019 M | 21,900,000 | 2018/10/03 | 2019/02/18 | 10.03 |
| 60927 | Macquarie Bank Ltd. – Tencent R Bear CBBC Mar 2019 A | 13,200,000 | 2018/10/03 | 2019/03/28 | 10.01 |
| 61250 | SG Issuer – AIA R Bear CBBC Mar 2019 B | 60,000,000 | 2018/10/03 | 2019/03/12 | 15.00 |
| 61272 | SG Issuer – Geely Auto R Bear CBBC Jan 2019 A | 40,000,000 | 2018/10/03 | 2019/01/15 | 10.00 |
| 61256 | SG Issuer – Galaxy Ent R Bear CBBC Mar 2019 A | 100,000,000 | 2018/10/03 | 2019/03/08 | 25.00 |
| 61161 | SG Issuer – HKEX R Bull CBBC Jun 2019 M | 50,000,000 | 2018/10/03 | 2019/06/04 | 12.50 |
| 61332 | SG Issuer – HSI R Bull CBBC Sep 2020 T | 200,000,000 | 2018/10/03 | 2020/09/29 | 50.00 |
| 61346 | SG Issuer – HSI R Bull CBBC Oct 2020 Q | 200,000,000 | 2018/10/03 | 2020/10/29 | 50.00 |
| 61232 | SG Issuer – HSI R Bull CBBC Dec 2020 Z | 200,000,000 | 2018/10/03 | 2020/12/30 | 50.00 |
| 61234 | SG Issuer – HSI R Bull CBBC Jan 2021 B | 200,000,000 | 2018/10/03 | 2021/01/28 | 50.00 |
| 61238 | SG Issuer – HSI R Bull CBBC Jan 2021 C | 200,000,000 | 2018/10/03 | 2021/01/28 | 50.00 |
| 61242 | SG Issuer – HSI R Bull CBBC Jan 2021 D | 200,000,000 | 2018/10/03 | 2021/01/28 | 50.00 |
| 61287 | SG Issuer – HSI R Bear CBBC Jan 2019 M | 200,000,000 | 2018/10/03 | 2019/01/30 | 50.00 |
| 61288 | SG Issuer – HSI R Bear CBBC Jan 2019 R | 200,000,000 | 2018/10/03 | 2019/01/30 | 50.00 |
| 61295 | SG Issuer – HSI R Bear CBBC Feb 2019 F | 200,000,000 | 2018/10/03 | 2019/02/27 | 50.00 |
| 61320 | SG Issuer – HSI R Bear CBBC Feb 2019 P | 200,000,000 | 2018/10/03 | 2019/02/27 | 50.00 |
| 61326 | SG Issuer – HSI R Bear CBBC Mar 2019 F | 200,000,000 | 2018/10/03 | 2019/03/28 | 50.00 |
| 61168 | SG Issuer – Ping An R Bull CBBC Jan 2019 N | 100,000,000 | 2018/10/03 | 2019/01/30 | 25.00 |
| 61173 | SG Issuer – Ping An R Bull CBBC Feb 2019 U | 100,000,000 | 2018/10/03 | 2019/02/19 | 25.00 |
| 61279 | SG Issuer – Ping An R Bear CBBC Feb 2019 D | 100,000,000 | 2018/10/03 | 2019/02/18 | 25.00 |
| 61177 | SG Issuer – Tencent R Bull CBBC Jan 2019 D | 80,000,000 | 2018/10/03 | 2019/01/24 | 20.00 |
| 61205 | SG Issuer – Tencent R Bull CBBC Feb 2019 M | 80,000,000 | 2018/10/03 | 2019/02/15 | 20.00 |
| 61283 | SG Issuer – Tencent R Bull CBBC Feb 2019 N | 80,000,000 | 2018/10/03 | 2019/02/18 | 20.00 |
| 61353 | SG Issuer – Tencent R Bear CBBC Apr 2019 H | 80,000,000 | 2018/10/03 | 2019/04/12 | 20.00 |
| 61007 | UBS AG – HSI R Bull CBBC Nov 2019 T | 250,000,000 | 2018/10/03 | 2019/11/28 | 62.50 |
| 60999 | UBS AG – HSI R Bull CBBC Oct 2020 I | 200,000,000 | 2018/10/03 | 2020/10/29 | 50.00 |
| 61018 | UBS AG – HSI R Bull CBBC Nov 2020 R | 200,000,000 | 2018/10/03 | 2020/11/27 | 50.00 |
| 61127 | UBS AG – HSI R Bear CBBC Jan 2019 D | 250,000,000 | 2018/10/03 | 2019/01/30 | 62.50 |
| 61141 | UBS AG – HSI R Bear CBBC Jan 2019 L | 200,000,000 | 2018/10/03 | 2019/01/30 | 50.00 |
| 61109 | UBS AG – Ping An R Bull CBBC Mar 2019 D | 100,000,000 | 2018/10/03 | 2019/03/06 | 25.00 |
| 61094 | UBS AG – Tencent R Bull CBBC Feb 2019 M | 40,000,000 | 2018/10/03 | 2019/02/19 | 10.00 |
| 61099 | UBS AG – Tencent R Bull CBBC Feb 2019 N | 40,000,000 | 2018/10/03 | 2019/02/21 | 10.00 |
| 61106 | UBS AG – Tencent R Bear CBBC Feb 2019 M | 40,000,000 | 2018/10/03 | 2019/02/20 | 10.00 |
| 60945 | Bank Vontobel – HSI N Bull CBBC Apr 2019 K | 80,000,000 | 2018/10/03 | 2019/04/29 | 20.00 |
| 60995 | Bank Vontobel – Tencent R Bear CBBC Mar 2019 D | 40,000,000 | 2018/10/03 | 2019/03/15 | 10.00 |
| 61566 | BOCI Asia Ltd. – Tencent R Bull CBBC Jan 2019 E | 40,000,000 | 2018/10/04 | 2019/01/28 | 10.00 |
| 62039 | BNP Paribas Issuance B.V. – HSI R Bull CBBC Dec 2019 T | 250,000,000 | 2018/10/04 | 2019/12/30 | 62.50 |
| 62045 | BNP Paribas Issuance B.V. – HSI R Bull CBBC Dec 2019 U | 250,000,000 | 2018/10/04 | 2019/12/30 | 62.50 |
| 62016 | BNP Paribas Issuance B.V. – HSI R Bear CBBC Mar 2019 N | 250,000,000 | 2018/10/04 | 2019/03/28 | 62.50 |
| 62280 | Credit Suisse AG – ABC R Bull CBBC Jul 2019 D | 70,000,000 | 2018/10/04 | 2019/07/26 | 17.50 |
| 62307 | Credit Suisse AG – Bank of China R Bull CBBC Jul 2019 A | 70,000,000 | 2018/10/04 | 2019/07/30 | 17.50 |

主板 可收回牛熊證

| 股份代號 | 牛熊證 | 上市時之發行單位 | 上市日期 | 到期日 | 集資金額 (百萬港元) |
|-------|--|-------------|------------|------------|----------------|
| 62260 | Credit Suisse AG – CC Bank R Bull CBBC Jul 2019 A | 70,000,000 | 2018/10/04 | 2019/07/30 | 17.50 |
| 62255 | Credit Suisse AG – Galaxy Ent R Bear CBBC May 2019 B | 50,000,000 | 2018/10/04 | 2019/05/30 | 12.50 |
| 62186 | Credit Suisse AG – HSI R Bull CBBC Jul 2020 F | 200,000,000 | 2018/10/04 | 2020/07/30 | 50.00 |
| 62198 | Credit Suisse AG – HSI R Bull CBBC Aug 2020 H | 200,000,000 | 2018/10/04 | 2020/08/28 | 50.00 |
| 62181 | Credit Suisse AG – HSI R Bull CBBC Nov 2020 J | 200,000,000 | 2018/10/04 | 2020/11/27 | 50.00 |
| 62058 | Credit Suisse AG – HSI R Bear CBBC Jan 2019 A | 200,000,000 | 2018/10/04 | 2019/01/30 | 50.00 |
| 62054 | Credit Suisse AG – HSI R Bear CBBC Feb 2019 K | 200,000,000 | 2018/10/04 | 2019/02/27 | 50.00 |
| 62084 | Credit Suisse AG – HSI R Bear CBBC Mar 2019 E | 200,000,000 | 2018/10/04 | 2019/03/28 | 50.00 |
| 62131 | Credit Suisse AG – HSI R Bear CBBC Mar 2019 F | 200,000,000 | 2018/10/04 | 2019/03/28 | 50.00 |
| 62137 | Credit Suisse AG – HSI R Bear CBBC Mar 2019 G | 200,000,000 | 2018/10/04 | 2019/03/28 | 50.00 |
| 62175 | Credit Suisse AG – HSI R Bear CBBC Mar 2019 H | 200,000,000 | 2018/10/04 | 2019/03/28 | 50.00 |
| 62177 | Credit Suisse AG – HSI R Bear CBBC Mar 2019 I | 200,000,000 | 2018/10/04 | 2019/03/28 | 50.00 |
| 62263 | Credit Suisse AG – ICBC R Bull CBBC Jul 2019 A | 70,000,000 | 2018/10/04 | 2019/07/30 | 17.50 |
| 62256 | Credit Suisse AG – PetroChina R Bull CBBC Mar 2019 A | 50,000,000 | 2018/10/04 | 2019/03/08 | 12.50 |
| 62319 | Credit Suisse AG – Ping An R Bull CBBC May 2019 B | 80,000,000 | 2018/10/04 | 2019/05/30 | 20.00 |
| 62135 | Credit Suisse AG – Tencent R Bull CBBC Feb 2019 T | 50,000,000 | 2018/10/04 | 2019/02/15 | 12.50 |
| 63130 | Goldman Sachs SP (Asia) – CC Bank R Bull CBBC Jun 2019 K | 100,000,000 | 2018/10/04 | 2019/06/25 | 25.00 |
| 63129 | Goldman Sachs SP (Asia) – HSBC R Bull CBBC Sep 2019 K | 100,000,000 | 2018/10/04 | 2019/09/27 | 25.00 |
| 63123 | Goldman Sachs SP (Asia) – HSCEI R Bull CBBC Oct 2019 J | 200,000,000 | 2018/10/04 | 2019/10/30 | 50.00 |
| 61967 | Goldman Sachs SP (Asia) – HSI R Bull CBBC Nov 2020 F | 200,000,000 | 2018/10/04 | 2020/11/27 | 50.00 |
| 61982 | Goldman Sachs SP (Asia) – HSI R Bull CBBC Dec 2020 M | 200,000,000 | 2018/10/04 | 2020/12/30 | 50.00 |
| 61470 | Goldman Sachs SP (Asia) – HSI R Bear CBBC Jan 2019 E | 200,000,000 | 2018/10/04 | 2019/01/30 | 50.00 |
| 61460 | Goldman Sachs SP (Asia) – HSI R Bear CBBC Jan 2019 X | 200,000,000 | 2018/10/04 | 2019/01/30 | 50.00 |
| 62014 | Goldman Sachs SP (Asia) – Ping An R Bull CBBC Jul 2019 Y | 100,000,000 | 2018/10/04 | 2019/07/25 | 25.00 |
| 63150 | Goldman Sachs SP (Asia) – Ping An R Bear CBBC Jul 2019 A | 100,000,000 | 2018/10/04 | 2019/07/25 | 25.00 |
| 61993 | Goldman Sachs SP (Asia) – Tencent R Bull CBBC Mar 2019 U | 100,000,000 | 2018/10/04 | 2019/03/08 | 25.00 |
| 61602 | HK Bank – HKEX R Bull CBBC Jan 2019 I | 50,000,000 | 2018/10/04 | 2019/01/31 | 12.50 |
| 61506 | HK Bank – HSCEI R Bear CBBC Mar 2019 D | 50,000,000 | 2018/10/04 | 2019/03/28 | 12.50 |
| 61606 | HK Bank – HSI R Bull CBBC Jul 2019 X | 150,000,000 | 2018/10/04 | 2019/07/30 | 37.50 |
| 61504 | HK Bank – HSI R Bear CBBC Mar 2019 E | 150,000,000 | 2018/10/04 | 2019/03/28 | 37.50 |
| 61629 | HK Bank – HSI R Bear CBBC Mar 2019 F | 150,000,000 | 2018/10/04 | 2019/03/28 | 37.50 |
| 61694 | HK Bank – PetroChina R Bear CBBC Apr 2019 A | 40,000,000 | 2018/10/04 | 2019/04/01 | 10.00 |
| 61642 | HK Bank – Ping An R Bull CBBC Feb 2019 I | 100,000,000 | 2018/10/04 | 2019/02/18 | 25.00 |
| 61610 | HK Bank – Ping An R Bear CBBC Apr 2019 B | 80,000,000 | 2018/10/04 | 2019/04/15 | 20.00 |
| 61673 | HK Bank – Tencent R Bull CBBC Feb 2019 Q | 60,000,000 | 2018/10/04 | 2019/02/14 | 15.00 |
| 61656 | HK Bank – Tencent R Bear CBBC Feb 2019 L | 50,000,000 | 2018/10/04 | 2019/02/04 | 12.50 |
| 61681 | HK Bank – WuXi Bio R Bull CBBC Mar 2019 E | 40,000,000 | 2018/10/04 | 2019/03/11 | 10.00 |
| 61839 | Haitong Int'l Sec – Conch Cement R Bull CBBC Mar 2019 A | 40,000,000 | 2018/10/04 | 2019/03/19 | 23.80 |
| 61874 | Haitong Int'l Sec – AIA R Bull CBBC Mar 2019 A | 120,000,000 | 2018/10/04 | 2019/03/27 | 30.00 |
| 61766 | Haitong Int'l Sec – Galaxy Ent R Bull CBBC Apr 2019 A | 160,000,000 | 2018/10/04 | 2019/04/25 | 40.00 |
| 61788 | Haitong Int'l Sec – HKEX R Bull CBBC Feb 2019 A | 40,000,000 | 2018/10/04 | 2019/02/27 | 10.00 |
| 61719 | Haitong Int'l Sec – HSBC R Bull CBBC Mar 2019 A | 120,000,000 | 2018/10/04 | 2019/03/18 | 30.00 |
| 61816 | Haitong Int'l Sec – PetroChina R Bull CBBC Mar 2019 A | 130,000,000 | 2018/10/04 | 2019/03/20 | 32.50 |
| 61795 | Haitong Int'l Sec – Tencent R Bull CBBC Mar 2019 D | 40,000,000 | 2018/10/04 | 2019/03/26 | 10.00 |
| 61805 | Haitong Int'l Sec – Tencent R Bull CBBC Mar 2019 E | 40,000,000 | 2018/10/04 | 2019/03/26 | 10.00 |

主板 可收回牛熊證

| 股份代號 | 牛熊證 | 上市時之發行單位 | 上市日期 | 到期日 | 集資金額 (百萬港元) |
|-------|--|-------------|------------|------------|----------------|
| 61811 | Haitong Int'l Sec – Tencent R Bull CBBC Mar 2019 F | 40,000,000 | 2018/10/04 | 2019/03/26 | 10.00 |
| 61875 | Haitong Int'l Sec – Tencent R Bear CBBC Apr 2019 F | 40,000,000 | 2018/10/04 | 2019/04/09 | 10.00 |
| 62623 | J P Morgan SP BV – HKEX R Bull CBBC Mar 2019 B | 40,000,000 | 2018/10/04 | 2019/03/08 | 10.00 |
| 62567 | J P Morgan SP BV – HSBC R Bull CBBC Mar 2019 B | 100,000,000 | 2018/10/04 | 2019/03/15 | 25.00 |
| 62439 | J P Morgan SP BV – HSI R Bull CBBC Oct 2020 E | 200,000,000 | 2018/10/04 | 2020/10/29 | 50.00 |
| 62493 | J P Morgan SP BV – HSI R Bull CBBC Oct 2020 K | 200,000,000 | 2018/10/04 | 2020/10/29 | 50.00 |
| 62523 | J P Morgan SP BV – HSI R Bull CBBC Oct 2020 V | 200,000,000 | 2018/10/04 | 2020/10/29 | 50.00 |
| 62398 | J P Morgan SP BV – HSI R Bear CBBC Apr 2019 D | 240,000,000 | 2018/10/04 | 2019/04/29 | 60.00 |
| 62380 | J P Morgan SP BV – HSI R Bear CBBC Apr 2019 Z | 240,000,000 | 2018/10/04 | 2019/04/29 | 60.00 |
| 61541 | Macquarie Bank Ltd. – Tencent R Bull CBBC Feb 2019 N | 20,900,000 | 2018/10/04 | 2019/02/18 | 10.01 |
| 61959 | Macquarie Bank Ltd. – Tencent R Bull CBBC Feb 2019 O | 22,000,000 | 2018/10/04 | 2019/02/15 | 10.01 |
| 61536 | Macquarie Bank Ltd. – Tencent R Bear CBBC Apr 2019 D | 16,300,000 | 2018/10/04 | 2019/04/12 | 10.02 |
| 62775 | SG Issuer – CSOP A50 ETF R Bull CBBC Apr 2019 F | 80,000,000 | 2018/10/04 | 2019/04/18 | 20.00 |
| 62877 | SG Issuer – HKEX R Bull CBBC Jun 2019 N | 50,000,000 | 2018/10/04 | 2019/06/26 | 12.50 |
| 62761 | SG Issuer – HSCEI R Bull CBBC Sep 2020 G | 100,000,000 | 2018/10/04 | 2020/09/29 | 25.00 |
| 62746 | SG Issuer – HSCEI R Bear CBBC Mar 2019 A | 100,000,000 | 2018/10/04 | 2019/03/28 | 25.00 |
| 62781 | SG Issuer – HSI R Bull CBBC Sep 2020 U | 200,000,000 | 2018/10/04 | 2020/09/29 | 50.00 |
| 62818 | SG Issuer – HSI R Bull CBBC Oct 2020 F | 200,000,000 | 2018/10/04 | 2020/10/29 | 50.00 |
| 62801 | SG Issuer – HSI R Bull CBBC Oct 2020 R | 200,000,000 | 2018/10/04 | 2020/10/29 | 50.00 |
| 62825 | SG Issuer – HSI R Bull CBBC Oct 2020 S | 200,000,000 | 2018/10/04 | 2020/10/29 | 50.00 |
| 62651 | SG Issuer – HSI R Bear CBBC Jan 2019 P | 200,000,000 | 2018/10/04 | 2019/01/30 | 50.00 |
| 62671 | SG Issuer – HSI R Bear CBBC Jan 2019 U | 200,000,000 | 2018/10/04 | 2019/01/30 | 50.00 |
| 62776 | SG Issuer – HSI R Bear CBBC Jan 2019 W | 200,000,000 | 2018/10/04 | 2019/01/30 | 50.00 |
| 62685 | SG Issuer – HSI R Bear CBBC Feb 2019 C | 200,000,000 | 2018/10/04 | 2019/02/27 | 50.00 |
| 62674 | SG Issuer – HSI R Bear CBBC Feb 2019 Q | 200,000,000 | 2018/10/04 | 2019/02/27 | 50.00 |
| 62686 | SG Issuer – HSI R Bear CBBC Mar 2019 J | 200,000,000 | 2018/10/04 | 2019/03/28 | 50.00 |
| 63005 | SG Issuer – HSI R Bear CBBC Mar 2019 N | 200,000,000 | 2018/10/04 | 2019/03/28 | 50.00 |
| 62902 | SG Issuer – Ping An R Bear CBBC Mar 2019 D | 100,000,000 | 2018/10/04 | 2019/03/18 | 25.00 |
| 62927 | SG Issuer – Ping An R Bear CBBC Apr 2019 B | 100,000,000 | 2018/10/04 | 2019/04/08 | 25.00 |
| 62700 | SG Issuer – SUNAC R Bull CBBC Dec 2019 A | 80,000,000 | 2018/10/04 | 2019/12/30 | 20.00 |
| 62960 | SG Issuer – Sunny Optical R Bear CBBC Apr 2019 C | 40,000,000 | 2018/10/04 | 2019/04/26 | 10.00 |
| 62975 | SG Issuer – Tencent R Bull CBBC Jan 2019 E | 80,000,000 | 2018/10/04 | 2019/01/28 | 20.00 |
| 62979 | SG Issuer – Tencent R Bull CBBC Feb 2019 G | 80,000,000 | 2018/10/04 | 2019/02/18 | 20.00 |
| 62705 | SG Issuer – Tencent R Bear CBBC Apr 2019 I | 80,000,000 | 2018/10/04 | 2019/04/03 | 20.00 |
| 62725 | SG Issuer – Tencent R Bear CBBC Apr 2019 J | 80,000,000 | 2018/10/04 | 2019/04/10 | 30.40 |
| 63090 | UBS AG – AIA R Bull CBBC Feb 2019 A | 60,000,000 | 2018/10/04 | 2019/02/18 | 15.00 |
| 63082 | UBS AG – CC Bank R Bull CBBC Feb 2019 C | 80,000,000 | 2018/10/04 | 2019/02/27 | 20.00 |
| 63073 | UBS AG – CNOOC R Bull CBBC Feb 2019 A | 40,000,000 | 2018/10/04 | 2019/02/18 | 10.00 |
| 63108 | UBS AG – CSOP A50 ETF R Bull CBBC Jun 2019 A | 50,000,000 | 2018/10/04 | 2019/06/24 | 12.50 |
| 63044 | UBS AG – HKEX R Bull CBBC Jun 2019 A | 50,000,000 | 2018/10/04 | 2019/06/10 | 12.50 |
| 63051 | UBS AG – HKEX R Bull CBBC Jun 2019 B | 50,000,000 | 2018/10/04 | 2019/06/03 | 12.50 |
| 63040 | UBS AG – HKEX R Bear CBBC Mar 2019 B | 50,000,000 | 2018/10/04 | 2019/03/11 | 16.25 |
| 63061 | UBS AG – HSBC R Bull CBBC Jul 2019 A | 50,000,000 | 2018/10/04 | 2019/07/08 | 12.50 |
| 63109 | UBS AG – HSI R Bull CBBC Sep 2020 G | 250,000,000 | 2018/10/04 | 2020/09/29 | 62.50 |
| 63114 | UBS AG – HSI R Bull CBBC Oct 2020 P | 200,000,000 | 2018/10/04 | 2020/10/29 | 50.00 |

主板 可收回牛熊證

| 股份代號 | 牛熊證 | 上市時之發行單位 | 上市日期 | 到期日 | 集資金額 (百萬港元) |
|-------|--|-------------|------------|------------|-------------|
| 63122 | UBS AG – HSI R Bull CBBC Oct 2020 U | 200,000,000 | 2018/10/04 | 2020/10/29 | 50.00 |
| 63029 | UBS AG – HSI R Bear CBBC Jan 2019 S | 200,000,000 | 2018/10/04 | 2019/01/30 | 50.00 |
| 63021 | UBS AG – HSI R Bear CBBC Feb 2019 M | 250,000,000 | 2018/10/04 | 2019/02/27 | 62.50 |
| 63026 | UBS AG – HSI R Bear CBBC Feb 2019 N | 200,000,000 | 2018/10/04 | 2019/02/27 | 50.00 |
| 63095 | UBS AG – Ping An R Bull CBBC Feb 2019 H | 100,000,000 | 2018/10/04 | 2019/02/20 | 25.00 |
| 63099 | UBS AG – Ping An R Bear CBBC Feb 2019 C | 100,000,000 | 2018/10/04 | 2019/02/20 | 25.00 |
| 63067 | UBS AG – Tencent R Bull CBBC Jun 2019 F | 40,000,000 | 2018/10/04 | 2019/06/03 | 10.00 |
| 61936 | Bank Vontobel – CC Bank R Bull CBBC Aug 2019 B | 40,000,000 | 2018/10/04 | 2019/08/09 | 10.00 |
| 61880 | Bank Vontobel – CNOOC R Bull CBBC Jul 2019 A | 40,000,000 | 2018/10/04 | 2019/07/26 | 10.00 |
| 61881 | Bank Vontobel – CNOOC R Bull CBBC Jul 2019 B | 40,000,000 | 2018/10/04 | 2019/07/19 | 10.00 |
| 61947 | Bank Vontobel – Sinopec Corp R Bull CBBC Jul 2019 A | 40,000,000 | 2018/10/04 | 2019/07/26 | 10.00 |
| 61939 | Bank Vontobel – Sinopec Corp R Bull CBBC Aug 2019 A | 40,000,000 | 2018/10/04 | 2019/08/09 | 10.00 |
| 61895 | Bank Vontobel – PetroChina R Bull CBBC Jul 2019 A | 40,000,000 | 2018/10/04 | 2019/07/26 | 10.00 |
| 61901 | Bank Vontobel – PetroChina R Bull CBBC Jul 2019 B | 40,000,000 | 2018/10/04 | 2019/07/19 | 10.00 |
| 61902 | Bank Vontobel – Ping An R Bull CBBC Aug 2019 A | 40,000,000 | 2018/10/04 | 2019/08/16 | 10.00 |
| 61937 | Bank Vontobel – Tencent R Bull CBBC Jul 2019 D | 40,000,000 | 2018/10/04 | 2019/07/19 | 10.00 |
| 63375 | BNP Paribas Issuance B.V. – HSCEI R Bull CBBC Sep 2019 F | 100,000,000 | 2018/10/05 | 2019/09/27 | 25.00 |
| 63391 | BNP Paribas Issuance B.V. – HSCEI R Bull CBBC Sep 2019 G | 100,000,000 | 2018/10/05 | 2019/09/27 | 25.00 |
| 63341 | BNP Paribas Issuance B.V. – Ping An R Bear CBBC Aug 2019 E | 200,000,000 | 2018/10/05 | 2019/08/29 | 50.00 |
| 63343 | BNP Paribas Issuance B.V. – Ping An R Bear CBBC Aug 2019 F | 200,000,000 | 2018/10/05 | 2019/08/29 | 50.00 |
| 63361 | BNP Paribas Issuance B.V. – Tencent R Bull CBBC Jun 2019 W | 50,000,000 | 2018/10/05 | 2019/06/27 | 12.50 |
| 63365 | BNP Paribas Issuance B.V. – Tencent R Bull CBBC Jul 2019 L | 50,000,000 | 2018/10/05 | 2019/07/30 | 12.50 |
| 64009 | Credit Suisse AG – AIA R Bull CBBC Jun 2019 B | 70,000,000 | 2018/10/05 | 2019/06/21 | 17.50 |
| 63999 | Credit Suisse AG – Geely Auto R Bear CBBC Jul 2019 A | 40,000,000 | 2018/10/05 | 2019/07/30 | 10.00 |
| 63977 | Credit Suisse AG – HSI R Bull CBBC Jul 2020 G | 200,000,000 | 2018/10/05 | 2020/07/30 | 50.00 |
| 63985 | Credit Suisse AG – HSI R Bull CBBC Jul 2020 H | 200,000,000 | 2018/10/05 | 2020/07/30 | 50.00 |
| 63978 | Credit Suisse AG – HSI R Bull CBBC Aug 2020 I | 200,000,000 | 2018/10/05 | 2020/08/28 | 50.00 |
| 63992 | Credit Suisse AG – HSI R Bear CBBC Feb 2019 L | 200,000,000 | 2018/10/05 | 2019/02/27 | 50.00 |
| 64007 | Credit Suisse AG – Tencent R Bear CBBC Feb 2019 W | 50,000,000 | 2018/10/05 | 2019/02/27 | 12.50 |
| 64013 | Goldman Sachs SP (Asia) – AAC Tech R Bull CBBC Mar 2019 A | 40,000,000 | 2018/10/05 | 2019/03/18 | 10.00 |
| 63162 | Goldman Sachs SP (Asia) – HSI R Bull CBBC Dec 2020 N | 200,000,000 | 2018/10/05 | 2020/12/30 | 50.00 |
| 63164 | Goldman Sachs SP (Asia) – HSI R Bear CBBC Jan 2019 R | 200,000,000 | 2018/10/05 | 2019/01/30 | 50.00 |
| 63402 | Goldman Sachs SP (Asia) – HSI R Bear CBBC Jan 2019 S | 200,000,000 | 2018/10/05 | 2019/01/30 | 50.00 |
| 63182 | Goldman Sachs SP (Asia) – Ping An R Bull CBBC Jul 2019 Z | 100,000,000 | 2018/10/05 | 2019/07/25 | 25.00 |
| 63177 | Goldman Sachs SP (Asia) – Tencent R Bull CBBC Mar 2019 V | 100,000,000 | 2018/10/05 | 2019/03/08 | 25.00 |
| 64011 | Goldman Sachs SP (Asia) – Tencent R Bull CBBC Mar 2019 W | 100,000,000 | 2018/10/05 | 2019/03/18 | 25.00 |
| 63298 | HK Bank – Sinopec Corp R Bull CBBC Mar 2019 B | 80,000,000 | 2018/10/05 | 2019/03/04 | 20.00 |
| 63242 | HK Bank – HSCEI R Bear CBBC Mar 2019 E | 50,000,000 | 2018/10/05 | 2019/03/28 | 12.50 |
| 63340 | HK Bank – HSI R Bull CBBC Jul 2019 C | 150,000,000 | 2018/10/05 | 2019/07/30 | 37.50 |
| 63220 | HK Bank – HSI R Bear CBBC Mar 2019 G | 150,000,000 | 2018/10/05 | 2019/03/28 | 37.50 |
| 63270 | HK Bank – ICBC R Bear CBBC Mar 2019 B | 50,000,000 | 2018/10/05 | 2019/03/18 | 12.50 |
| 63259 | HK Bank – Ping An R Bull CBBC Mar 2019 K | 100,000,000 | 2018/10/05 | 2019/03/21 | 25.00 |
| 63154 | HK Bank – Tencent R Bull CBBC Mar 2019 W | 60,000,000 | 2018/10/05 | 2019/03/14 | 15.00 |
| 63252 | HK Bank – Tencent R Bear CBBC Mar 2019 Q | 50,000,000 | 2018/10/05 | 2019/03/18 | 12.50 |
| 63394 | Haitong Int'l Sec – HSI R Bear CBBC Feb 2019 B | 100,000,000 | 2018/10/05 | 2019/02/27 | 25.00 |

主板 可收回牛熊證

| 股份代號 | 牛熊證 | 上市時之發行單位 | 上市日期 | 到期日 | 集資金額 (百萬港元) |
|-------|---|-------------|------------|------------|----------------|
| 63760 | J P Morgan SP BV – HSI R Bull CBBC Sep 2020 S | 200,000,000 | 2018/10/05 | 2020/09/29 | 50.00 |
| 63794 | J P Morgan SP BV – HSI R Bull CBBC Oct 2020 Y | 200,000,000 | 2018/10/05 | 2020/10/29 | 50.00 |
| 63812 | J P Morgan SP BV – HSI R Bull CBBC Nov 2020 A | 200,000,000 | 2018/10/05 | 2020/11/27 | 50.00 |
| 63830 | J P Morgan SP BV – HSI R Bear CBBC Apr 2019 N | 200,000,000 | 2018/10/05 | 2019/04/29 | 50.00 |
| 63844 | J P Morgan SP BV – HSI R Bear CBBC Apr 2019 R | 200,000,000 | 2018/10/05 | 2019/04/29 | 50.00 |
| 63765 | J P Morgan SP BV – Tencent R Bear CBBC Feb 2019 L | 50,000,000 | 2018/10/05 | 2019/02/08 | 12.50 |
| 63875 | SG Issuer – AIA R Bear CBBC Feb 2019 D | 80,000,000 | 2018/10/05 | 2019/02/20 | 20.00 |
| 63892 | SG Issuer – Galaxy Ent R Bear CBBC Jul 2019 E | 100,000,000 | 2018/10/05 | 2019/07/22 | 25.00 |
| 63896 | SG Issuer – HKEX R Bear CBBC Mar 2019 F | 50,000,000 | 2018/10/05 | 2019/03/28 | 18.50 |
| 63857 | SG Issuer – HSI R Bull CBBC Aug 2020 C | 200,000,000 | 2018/10/05 | 2020/08/28 | 50.00 |
| 63860 | SG Issuer – HSI R Bull CBBC Sep 2020 V | 200,000,000 | 2018/10/05 | 2020/09/29 | 50.00 |
| 63973 | SG Issuer – HSI R Bull CBBC Sep 2020 W | 200,000,000 | 2018/10/05 | 2020/09/29 | 50.00 |
| 63854 | SG Issuer – HSI R Bear CBBC Jan 2019 E | 200,000,000 | 2018/10/05 | 2019/01/30 | 50.00 |
| 63971 | SG Issuer – HSI R Bear CBBC Jan 2019 F | 200,000,000 | 2018/10/05 | 2019/01/30 | 50.00 |
| 63975 | SG Issuer – HSI R Bear CBBC Feb 2019 R | 200,000,000 | 2018/10/05 | 2019/02/27 | 50.00 |
| 63863 | SG Issuer – PetroChina R Bull CBBC Apr 2019 A | 40,000,000 | 2018/10/05 | 2019/04/08 | 10.00 |
| 63942 | SG Issuer – Ping An R Bear CBBC Apr 2019 C | 100,000,000 | 2018/10/05 | 2019/04/03 | 25.00 |
| 63865 | SG Issuer – Tencent R Bull CBBC Feb 2019 H | 80,000,000 | 2018/10/05 | 2019/02/12 | 20.00 |
| 63872 | SG Issuer – Tencent R Bull CBBC Feb 2019 L | 80,000,000 | 2018/10/05 | 2019/02/14 | 20.00 |
| 63959 | SG Issuer – Tencent R Bear CBBC Apr 2019 X | 80,000,000 | 2018/10/05 | 2019/04/03 | 20.00 |
| 63741 | UBS AG – AIA R Bear CBBC Feb 2019 B | 60,000,000 | 2018/10/05 | 2019/02/13 | 15.00 |
| 63717 | UBS AG – CNOOC R Bear CBBC Feb 2019 A | 40,000,000 | 2018/10/05 | 2019/02/18 | 10.00 |
| 63743 | UBS AG – CSPC Pharma R Bull CBBC Jan 2019 B | 40,000,000 | 2018/10/05 | 2019/01/21 | 10.00 |
| 63669 | UBS AG – Geely Auto R Bull CBBC Mar 2019 D | 40,000,000 | 2018/10/05 | 2019/03/11 | 10.00 |
| 63688 | UBS AG – Galaxy Ent R Bear CBBC Apr 2019 A | 40,000,000 | 2018/10/05 | 2019/04/01 | 10.00 |
| 63459 | UBS AG – HSI R Bull CBBC Nov 2019 C | 250,000,000 | 2018/10/05 | 2019/11/28 | 62.50 |
| 63464 | UBS AG – HSI R Bull CBBC Nov 2020 J | 200,000,000 | 2018/10/05 | 2020/11/27 | 50.00 |
| 63470 | UBS AG – HSI R Bull CBBC Nov 2020 O | 200,000,000 | 2018/10/05 | 2020/11/27 | 50.00 |
| 63480 | UBS AG – HSI R Bear CBBC Jan 2019 E | 200,000,000 | 2018/10/05 | 2019/01/30 | 50.00 |
| 63511 | UBS AG – HSI R Bear CBBC Jan 2019 F | 200,000,000 | 2018/10/05 | 2019/01/30 | 50.00 |
| 63556 | UBS AG – HSI R Bear CBBC Jan 2019 M | 200,000,000 | 2018/10/05 | 2019/01/30 | 50.00 |
| 63557 | UBS AG – HSI R Bear CBBC Jan 2019 T | 200,000,000 | 2018/10/05 | 2019/01/30 | 50.00 |
| 63613 | UBS AG – HSI R Bear CBBC Jan 2019 Y | 200,000,000 | 2018/10/05 | 2019/01/30 | 50.00 |
| 63657 | UBS AG – HSI R Bear CBBC Mar 2019 A | 300,000,000 | 2018/10/05 | 2019/03/28 | 75.00 |
| 63704 | UBS AG – PetroChina R Bear CBBC Feb 2019 B | 60,000,000 | 2018/10/05 | 2019/02/25 | 15.00 |
| 63707 | UBS AG – PetroChina R Bear CBBC Mar 2019 A | 60,000,000 | 2018/10/05 | 2019/03/11 | 15.00 |
| 63636 | UBS AG – Tencent R Bull CBBC Apr 2019 K | 40,000,000 | 2018/10/05 | 2019/04/15 | 10.00 |
| 63690 | UBS AG – Tencent R Bear CBBC Feb 2019 N | 40,000,000 | 2018/10/05 | 2019/02/27 | 10.00 |
| 63436 | Bank Vontobel – AIA R Bear CBBC Jun 2019 C | 40,000,000 | 2018/10/05 | 2019/06/14 | 10.00 |
| 64249 | Credit Suisse AG – AIA R Bull CBBC Apr 2019 C | 70,000,000 | 2018/10/08 | 2019/04/29 | 17.50 |
| 64248 | Credit Suisse AG – CNOOC R Bull CBBC May 2019 A | 50,000,000 | 2018/10/08 | 2019/05/30 | 12.50 |
| 64246 | Credit Suisse AG – HSI R Bull CBBC Sep 2020 S | 200,000,000 | 2018/10/08 | 2020/09/29 | 50.00 |
| 64254 | Credit Suisse AG – HSI R Bull CBBC Sep 2020 T | 200,000,000 | 2018/10/08 | 2020/09/29 | 50.00 |
| 64227 | Credit Suisse AG – HSI R Bear CBBC Feb 2019 N | 200,000,000 | 2018/10/08 | 2019/02/27 | 50.00 |
| 64233 | Credit Suisse AG – HSI R Bear CBBC Feb 2019 O | 200,000,000 | 2018/10/08 | 2019/02/27 | 50.00 |

主板 可收回牛熊證

| 股份代號 | 牛熊證 | 上市時之發行單位 | 上市日期 | 到期日 | 集資金額 (百萬港元) |
|-------|--|-------------|------------|------------|----------------|
| 64242 | Credit Suisse AG – Tencent R Bull CBBC Mar 2019 I | 50,000,000 | 2018/10/08 | 2019/03/08 | 12.50 |
| 64244 | Credit Suisse AG – Tencent R Bear CBBC Feb 2019 X | 50,000,000 | 2018/10/08 | 2019/02/22 | 12.50 |
| 64259 | Goldman Sachs SP (Asia) – AIA R Bull CBBC May 2019 D | 100,000,000 | 2018/10/08 | 2019/05/14 | 25.00 |
| 64020 | Goldman Sachs SP (Asia) – Tencent R Bull CBBC Mar 2019 X | 100,000,000 | 2018/10/08 | 2019/03/18 | 25.00 |
| 64039 | HK Bank – AIA R Bull CBBC Mar 2019 G | 80,000,000 | 2018/10/08 | 2019/03/04 | 20.00 |
| 64037 | HK Bank – AIA R Bear CBBC Mar 2019 C | 40,000,000 | 2018/10/08 | 2019/03/18 | 10.00 |
| 64098 | HK Bank – CSOP A50 ETF R Bull CBBC Feb 2019 G | 50,000,000 | 2018/10/08 | 2019/02/14 | 12.50 |
| 64033 | HK Bank – Geely Auto R Bear CBBC Feb 2019 C | 40,000,000 | 2018/10/08 | 2019/02/18 | 10.00 |
| 64027 | HK Bank – HKEX R Bear CBBC Feb 2019 F | 40,000,000 | 2018/10/08 | 2019/02/18 | 10.00 |
| 64049 | HK Bank – HSI R Bull CBBC Jul 2019 D | 100,000,000 | 2018/10/08 | 2019/07/30 | 25.00 |
| 64082 | HK Bank – HSI R Bull CBBC Sep 2019 Z | 150,000,000 | 2018/10/08 | 2019/09/27 | 37.50 |
| 64084 | HK Bank – HSI R Bear CBBC Mar 2019 H | 100,000,000 | 2018/10/08 | 2019/03/28 | 25.00 |
| 64097 | HK Bank – HSI R Bear CBBC Mar 2019 I | 150,000,000 | 2018/10/08 | 2019/03/28 | 37.50 |
| 64023 | HK Bank – Tencent R Bull CBBC Feb 2019 R | 60,000,000 | 2018/10/08 | 2019/02/21 | 15.00 |
| 64110 | Haitong Int'l Sec – HSI R Bull CBBC Oct 2019 J | 150,000,000 | 2018/10/08 | 2019/10/30 | 37.50 |
| 64100 | Haitong Int'l Sec – HSI R Bull CBBC Jan 2020 A | 150,000,000 | 2018/10/08 | 2020/01/30 | 37.50 |
| 64119 | Haitong Int'l Sec – HSI R Bull CBBC Jan 2020 B | 150,000,000 | 2018/10/08 | 2020/01/30 | 37.50 |
| 64121 | Haitong Int'l Sec – HSI R Bear CBBC Jan 2019 I | 150,000,000 | 2018/10/08 | 2019/01/30 | 37.50 |
| 64127 | Haitong Int'l Sec – HSI R Bear CBBC Jan 2019 J | 150,000,000 | 2018/10/08 | 2019/01/30 | 37.50 |
| 64221 | J P Morgan SP BV – CSOP A50 ETF R Bull CBBC Mar 2019 A | 100,000,000 | 2018/10/08 | 2019/03/15 | 25.00 |
| 64218 | J P Morgan SP BV – Ping An R Bull CBBC Mar 2019 B | 100,000,000 | 2018/10/08 | 2019/03/15 | 25.00 |
| 64214 | J P Morgan SP BV – Tencent R Bear CBBC Feb 2019 M | 50,000,000 | 2018/10/08 | 2019/02/15 | 12.50 |
| 64293 | SG Issuer – AIA R Bull CBBC Jun 2019 A | 60,000,000 | 2018/10/08 | 2019/06/28 | 15.00 |
| 64313 | SG Issuer – AIA R Bear CBBC Jul 2019 A | 60,000,000 | 2018/10/08 | 2019/07/05 | 15.00 |
| 64315 | SG Issuer – Galaxy Ent R Bull CBBC May 2019 I | 100,000,000 | 2018/10/08 | 2019/05/17 | 25.00 |
| 64319 | SG Issuer – Galaxy Ent R Bear CBBC May 2019 B | 100,000,000 | 2018/10/08 | 2019/05/20 | 25.00 |
| 64285 | SG Issuer – HKEX R Bull CBBC Jun 2019 O | 50,000,000 | 2018/10/08 | 2019/06/25 | 12.50 |
| 64324 | SG Issuer – HKEX R Bear CBBC Jan 2019 B | 50,000,000 | 2018/10/08 | 2019/01/30 | 12.50 |
| 64284 | SG Issuer – HSI R Bull CBBC Oct 2020 W | 200,000,000 | 2018/10/08 | 2020/10/29 | 50.00 |
| 64327 | SG Issuer – HSI R Bear CBBC Mar 2019 O | 200,000,000 | 2018/10/08 | 2019/03/28 | 50.00 |
| 64287 | SG Issuer – Tencent R Bull CBBC Jan 2019 B | 80,000,000 | 2018/10/08 | 2019/01/28 | 20.00 |
| 64269 | SG Issuer – Tencent R Bull CBBC Jan 2019 N | 80,000,000 | 2018/10/08 | 2019/01/25 | 20.00 |
| 64290 | SG Issuer – Tencent R Bull CBBC Feb 2019 C | 80,000,000 | 2018/10/08 | 2019/02/27 | 20.00 |
| 64274 | SG Issuer – Tencent R Bull CBBC Feb 2019 Q | 80,000,000 | 2018/10/08 | 2019/02/15 | 20.00 |
| 64325 | SG Issuer – Tencent R Bear CBBC Mar 2019 H | 80,000,000 | 2018/10/08 | 2019/03/28 | 20.00 |
| 64194 | UBS AG – AIA R Bull CBBC Mar 2019 E | 60,000,000 | 2018/10/08 | 2019/03/20 | 15.00 |
| 64168 | UBS AG – CNOOC R Bull CBBC Mar 2019 A | 40,000,000 | 2018/10/08 | 2019/03/04 | 10.00 |
| 64196 | UBS AG – HSCEI R Bull CBBC Oct 2020 A | 100,000,000 | 2018/10/08 | 2020/10/29 | 25.00 |
| 64202 | UBS AG – HSI R Bull CBBC Oct 2020 V | 200,000,000 | 2018/10/08 | 2020/10/29 | 50.00 |
| 64130 | UBS AG – HSI R Bear CBBC Jan 2019 G | 200,000,000 | 2018/10/08 | 2019/01/30 | 50.00 |
| 64132 | UBS AG – HSI R Bear CBBC Feb 2019 O | 250,000,000 | 2018/10/08 | 2019/02/27 | 62.50 |
| 64164 | UBS AG – Petrochina R Bull CBBC Mar 2019 A | 60,000,000 | 2018/10/08 | 2019/03/18 | 15.00 |
| 64195 | UBS AG – PetroChina R Bear CBBC Mar 2019 B | 60,000,000 | 2018/10/08 | 2019/03/18 | 15.00 |
| 64133 | UBS AG – Tencent R Bull CBBC Mar 2019 S | 40,000,000 | 2018/10/08 | 2019/03/26 | 10.00 |
| 64761 | BNP Paribas Issuance B.V. – CC Bank R Bull CBBC Sep 2019 K | 100,000,000 | 2018/10/09 | 2019/09/27 | 25.00 |

主板 可收回牛熊證

| 股份代號 | 牛熊證 | 上市時之發行單位 | 上市日期 | 到期日 | 集資金額 (百萬港元) |
|-------|--|-------------|------------|------------|----------------|
| 64544 | BNP Paribas Issuance B.V. – CC Bank R Bear CBBC May 2019 H | 100,000,000 | 2018/10/09 | 2019/05/30 | 25.00 |
| 64598 | BNP Paribas Issuance B.V. – Galaxy Ent R Bull CBBC Nov 2019O | 150,000,000 | 2018/10/09 | 2019/11/28 | 37.50 |
| 64545 | BNP Paribas Issuance B.V. – Galaxy Ent R Bear CBBC Aug 2019I | 150,000,000 | 2018/10/09 | 2019/08/29 | 37.50 |
| 64546 | BNP Paribas Issuance B.V. – Galaxy Ent R Bear CBBC Aug 2019J | 150,000,000 | 2018/10/09 | 2019/08/29 | 37.50 |
| 64561 | BNP Paribas Issuance B.V. – HKEX R Bear CBBC Mar 2019 S | 50,000,000 | 2018/10/09 | 2019/03/28 | 12.50 |
| 64571 | BNP Paribas Issuance B.V. – HSCEI R Bear CBBC Apr 2019 D | 100,000,000 | 2018/10/09 | 2019/04/29 | 25.00 |
| 64585 | BNP Paribas Issuance B.V. – HSI R Bull CBBC Nov 2019 J | 250,000,000 | 2018/10/09 | 2019/11/28 | 62.50 |
| 64594 | BNP Paribas Issuance B.V. – HSI R Bull CBBC Nov 2019 K | 250,000,000 | 2018/10/09 | 2019/11/28 | 62.50 |
| 64473 | BNP Paribas Issuance B.V. – HSI R Bull CBBC Nov 2019 M | 250,000,000 | 2018/10/09 | 2019/11/28 | 62.50 |
| 64476 | BNP Paribas Issuance B.V. – HSI R Bull CBBC Nov 2019 N | 250,000,000 | 2018/10/09 | 2019/11/28 | 62.50 |
| 64600 | BNP Paribas Issuance B.V. – HSI R Bull CBBC Nov 2019 O | 250,000,000 | 2018/10/09 | 2019/11/28 | 62.50 |
| 64480 | BNP Paribas Issuance B.V. – HSI R Bear CBBC Mar 2019 O | 250,000,000 | 2018/10/09 | 2019/03/28 | 62.50 |
| 64481 | BNP Paribas Issuance B.V. – HSI R Bear CBBC Mar 2019 P | 250,000,000 | 2018/10/09 | 2019/03/28 | 62.50 |
| 64482 | BNP Paribas Issuance B.V. – HSI R Bear CBBC Mar 2019 Q | 250,000,000 | 2018/10/09 | 2019/03/28 | 62.50 |
| 64485 | BNP Paribas Issuance B.V. – HSI R Bear CBBC Mar 2019 R | 250,000,000 | 2018/10/09 | 2019/03/28 | 62.50 |
| 65073 | BNP Paribas Issuance B.V. – HSI R Bear CBBC Mar 2019 S | 250,000,000 | 2018/10/09 | 2019/03/28 | 62.50 |
| 65075 | BNP Paribas Issuance B.V. – HSI R Bear CBBC Mar 2019 T | 250,000,000 | 2018/10/09 | 2019/03/28 | 62.50 |
| 64547 | BNP Paribas Issuance B.V. – Ping An R Bull CBBC Jun 2019 N | 200,000,000 | 2018/10/09 | 2019/06/27 | 50.00 |
| 64550 | BNP Paribas Issuance B.V. – Ping An R Bear CBBC Aug 2019 G | 200,000,000 | 2018/10/09 | 2019/08/29 | 50.00 |
| 64551 | BNP Paribas Issuance B.V. – Ping An R Bear CBBC Aug 2019 H | 200,000,000 | 2018/10/09 | 2019/08/29 | 50.00 |
| 64572 | BNP Paribas Issuance B.V. – Tencent R Bull CBBC Jul 2019 M | 50,000,000 | 2018/10/09 | 2019/07/30 | 12.50 |
| 64563 | BNP Paribas Issuance B.V. – Tencent R Bear CBBC Mar 2019 G | 50,000,000 | 2018/10/09 | 2019/03/28 | 12.50 |
| 64807 | Credit Suisse AG – Country Garden R Bull CBBC Jun 2019 A | 40,000,000 | 2018/10/09 | 2019/06/27 | 10.00 |
| 64804 | Credit Suisse AG – Galaxy Ent R Bear CBBC May 2019 C | 50,000,000 | 2018/10/09 | 2019/05/30 | 12.50 |
| 64855 | Credit Suisse AG – HKEX R Bear CBBC Feb 2019 G | 50,000,000 | 2018/10/09 | 2019/02/27 | 12.50 |
| 64801 | Credit Suisse AG – HSBC R Bear CBBC Mar 2019 A | 50,000,000 | 2018/10/09 | 2019/03/28 | 12.50 |
| 64776 | Credit Suisse AG – HSI R Bull CBBC Sep 2020 U | 200,000,000 | 2018/10/09 | 2020/09/29 | 50.00 |
| 64778 | Credit Suisse AG – HSI R Bull CBBC Oct 2020 B | 200,000,000 | 2018/10/09 | 2020/10/29 | 50.00 |
| 64769 | Credit Suisse AG – HSI R Bull CBBC Nov 2020 K | 200,000,000 | 2018/10/09 | 2020/11/27 | 50.00 |
| 64786 | Credit Suisse AG – HSI R Bull CBBC Nov 2020 L | 200,000,000 | 2018/10/09 | 2020/11/27 | 50.00 |
| 64779 | Credit Suisse AG – HSI R Bull CBBC Dec 2020 I | 200,000,000 | 2018/10/09 | 2020/12/30 | 50.00 |
| 64808 | Credit Suisse AG – HSI R Bear CBBC Jan 2019 M | 200,000,000 | 2018/10/09 | 2019/01/30 | 50.00 |
| 64834 | Credit Suisse AG – HSI R Bear CBBC Jan 2019 O | 200,000,000 | 2018/10/09 | 2019/01/30 | 50.00 |
| 64812 | Credit Suisse AG – HSI R Bear CBBC Feb 2019 H | 200,000,000 | 2018/10/09 | 2019/02/27 | 50.00 |
| 64824 | Credit Suisse AG – HSI R Bear CBBC Feb 2019 M | 200,000,000 | 2018/10/09 | 2019/02/27 | 50.00 |
| 64781 | Credit Suisse AG – Ping An R Bull CBBC Mar 2019 D | 80,000,000 | 2018/10/09 | 2019/03/08 | 20.00 |
| 64853 | Credit Suisse AG – Ping An R Bear CBBC Feb 2019 D | 50,000,000 | 2018/10/09 | 2019/02/27 | 12.50 |
| 64798 | Credit Suisse AG – Tencent R Bull CBBC Feb 2019 U | 50,000,000 | 2018/10/09 | 2019/02/22 | 12.50 |
| 64843 | Credit Suisse AG – Tencent R Bear CBBC Mar 2019 F | 50,000,000 | 2018/10/09 | 2019/03/08 | 12.50 |
| 64372 | Goldman Sachs SP (Asia) – HKEX R Bull CBBC Jul 2019 Y | 100,000,000 | 2018/10/09 | 2019/07/26 | 25.00 |
| 64330 | Goldman Sachs SP (Asia) – HSI R Bull CBBC Dec 2020 O | 200,000,000 | 2018/10/09 | 2020/12/30 | 50.00 |
| 64345 | Goldman Sachs SP (Asia) – HSI R Bull CBBC Dec 2020 P | 200,000,000 | 2018/10/09 | 2020/12/30 | 50.00 |
| 64368 | Goldman Sachs SP (Asia) – HSI R Bull CBBC Dec 2020 Q | 200,000,000 | 2018/10/09 | 2020/12/30 | 50.00 |
| 64621 | Goldman Sachs SP (Asia) – HSI R Bull CBBC Dec 2020 R | 200,000,000 | 2018/10/09 | 2020/12/30 | 50.00 |
| 64625 | Goldman Sachs SP (Asia) – HSI R Bull CBBC Dec 2020 V | 200,000,000 | 2018/10/09 | 2020/12/30 | 50.00 |

主板 可收回牛熊證

| 股份代號 | 牛熊證 | 上市時之發行單位 | 上市日期 | 到期日 | 集資金額 (百萬港元) |
|-------|--|-------------|------------|------------|-------------|
| 64873 | Goldman Sachs SP (Asia) – HSI R Bear CBBC Jan 2019 F | 200,000,000 | 2018/10/09 | 2019/01/30 | 50.00 |
| 64860 | Goldman Sachs SP (Asia) – HSI R Bear CBBC Jan 2019 T | 200,000,000 | 2018/10/09 | 2019/01/30 | 50.00 |
| 64872 | Goldman Sachs SP (Asia) – HSI R Bear CBBC Jan 2019 Y | 200,000,000 | 2018/10/09 | 2019/01/30 | 50.00 |
| 64863 | Goldman Sachs SP (Asia) – HSI R Bear CBBC Jan 2019 Z | 200,000,000 | 2018/10/09 | 2019/01/30 | 50.00 |
| 64354 | Goldman Sachs SP (Asia) – Ping An R Bull CBBC Jul 2019 C | 100,000,000 | 2018/10/09 | 2019/07/25 | 25.00 |
| 64350 | Goldman Sachs SP (Asia) – Tencent R Bull CBBC Mar 2019 Y | 100,000,000 | 2018/10/09 | 2019/03/08 | 25.00 |
| 64626 | Goldman Sachs SP (Asia) – Tencent R Bull CBBC Mar 2019 Z | 100,000,000 | 2018/10/09 | 2019/03/11 | 25.00 |
| 64880 | Goldman Sachs SP (Asia) – Tencent R Bear CBBC Mar 2019 T | 80,000,000 | 2018/10/09 | 2019/03/11 | 20.00 |
| 64527 | HK Bank – CNOOC R Bull CBBC Mar 2019 E | 50,000,000 | 2018/10/09 | 2019/03/18 | 12.50 |
| 64452 | HK Bank – Galaxy Ent R Bull CBBC May 2019 E | 80,000,000 | 2018/10/09 | 2019/05/02 | 20.00 |
| 64458 | HK Bank – HSCEI R Bull CBBC Jul 2019 K | 60,000,000 | 2018/10/09 | 2019/07/30 | 15.00 |
| 64394 | HK Bank – HSI R Bull CBBC Jul 2019 F | 150,000,000 | 2018/10/09 | 2019/07/30 | 37.50 |
| 64533 | HK Bank – HSI R Bull CBBC Sep 2019 A | 150,000,000 | 2018/10/09 | 2019/09/27 | 37.50 |
| 64495 | HK Bank – HSI R Bear CBBC Mar 2019 J | 100,000,000 | 2018/10/09 | 2019/03/28 | 25.00 |
| 64537 | HK Bank – HSI R Bear CBBC Mar 2019 K | 150,000,000 | 2018/10/09 | 2019/03/28 | 37.50 |
| 64497 | HK Bank – Ping An R Bear CBBC Mar 2019 C | 80,000,000 | 2018/10/09 | 2019/03/11 | 20.00 |
| 64455 | HK Bank – Tencent R Bull CBBC Mar 2019 X | 60,000,000 | 2018/10/09 | 2019/03/07 | 15.00 |
| 64496 | HK Bank – Tencent R Bear CBBC Mar 2019 R | 50,000,000 | 2018/10/09 | 2019/03/25 | 12.50 |
| 64380 | Haitong Int'l Sec – HSI R Bull CBBC Oct 2019 K | 150,000,000 | 2018/10/09 | 2019/10/30 | 37.50 |
| 64375 | Haitong Int'l Sec – HSI R Bull CBBC Nov 2019 H | 150,000,000 | 2018/10/09 | 2019/11/28 | 37.50 |
| 64377 | Haitong Int'l Sec – HSI R Bull CBBC Dec 2019 H | 150,000,000 | 2018/10/09 | 2019/12/30 | 37.50 |
| 64382 | Haitong Int'l Sec – HSI R Bear CBBC Jan 2019 K | 150,000,000 | 2018/10/09 | 2019/01/30 | 37.50 |
| 64387 | Haitong Int'l Sec – HSI R Bear CBBC Jan 2019 L | 150,000,000 | 2018/10/09 | 2019/01/30 | 37.50 |
| 64603 | Haitong Int'l Sec – HSI R Bear CBBC Jan 2019 M | 150,000,000 | 2018/10/09 | 2019/01/30 | 37.50 |
| 64383 | Haitong Int'l Sec – HSI R Bear CBBC Feb 2019 C | 150,000,000 | 2018/10/09 | 2019/02/27 | 37.50 |
| 64391 | Haitong Int'l Sec – HSI R Bear CBBC Feb 2019 D | 150,000,000 | 2018/10/09 | 2019/02/27 | 37.50 |
| 65120 | J P Morgan SP BV – HKEX R Bear CBBC Mar 2019 B | 40,000,000 | 2018/10/09 | 2019/03/08 | 10.00 |
| 65077 | J P Morgan SP BV – HSI R Bull CBBC Oct 2020 B | 200,000,000 | 2018/10/09 | 2020/10/29 | 50.00 |
| 65092 | J P Morgan SP BV – HSI R Bull CBBC Oct 2020 M | 200,000,000 | 2018/10/09 | 2020/10/29 | 50.00 |
| 65078 | J P Morgan SP BV – HSI R Bull CBBC Nov 2020 B | 200,000,000 | 2018/10/09 | 2020/11/27 | 50.00 |
| 65076 | J P Morgan SP BV – HSI R Bull CBBC Nov 2020 M | 200,000,000 | 2018/10/09 | 2020/11/27 | 50.00 |
| 65118 | J P Morgan SP BV – HSI R Bear CBBC Apr 2019 E | 200,000,000 | 2018/10/09 | 2019/04/29 | 50.00 |
| 65105 | J P Morgan SP BV – HSI R Bear CBBC Apr 2019 S | 200,000,000 | 2018/10/09 | 2019/04/29 | 50.00 |
| 65115 | J P Morgan SP BV – HSI R Bear CBBC Apr 2019 W | 200,000,000 | 2018/10/09 | 2019/04/29 | 50.00 |
| 65117 | J P Morgan SP BV – HSI R Bear CBBC Apr 2019 X | 200,000,000 | 2018/10/09 | 2019/04/29 | 50.00 |
| 65128 | J P Morgan SP BV – Tencent R Bear CBBC Feb 2019 N | 50,000,000 | 2018/10/09 | 2019/02/15 | 12.50 |
| 64882 | SG Issuer – CC Bank R Bull CBBC Sep 2019 A | 100,000,000 | 2018/10/09 | 2019/09/27 | 25.00 |
| 64926 | SG Issuer – CNOOC R Bull CBBC Oct 2019 A | 40,000,000 | 2018/10/09 | 2019/10/30 | 10.00 |
| 65064 | SG Issuer – CNOOC R Bear CBBC Jul 2019 A | 40,000,000 | 2018/10/09 | 2019/07/30 | 10.00 |
| 64915 | SG Issuer – Sinopec Corp R Bull CBBC Jul 2019 B | 40,000,000 | 2018/10/09 | 2019/07/30 | 10.00 |
| 65021 | SG Issuer – Sinopec Corp R Bear CBBC Apr 2019 B | 40,000,000 | 2018/10/09 | 2019/04/29 | 10.00 |
| 65025 | SG Issuer – Sinopec Corp R Bear CBBC Jun 2019 A | 40,000,000 | 2018/10/09 | 2019/06/27 | 10.00 |
| 64886 | SG Issuer – Galaxy Ent R Bull CBBC Oct 2019 A | 100,000,000 | 2018/10/09 | 2019/10/30 | 25.00 |
| 64941 | SG Issuer – Galaxy Ent R Bear CBBC May 2019 C | 100,000,000 | 2018/10/09 | 2019/05/30 | 25.00 |
| 65008 | SG Issuer – HSI R Bull CBBC Sep 2020 X | 200,000,000 | 2018/10/09 | 2020/09/29 | 50.00 |

主板 可收回牛熊證

| 股份代號 | 牛熊證 | 上市時之發行單位 | 上市日期 | 到期日 | 集資金額 (百萬港元) |
|-------|---|-------------|------------|------------|----------------|
| 64902 | SG Issuer – HSI R Bull CBBC Oct 2020 X | 200,000,000 | 2018/10/09 | 2020/10/29 | 50.00 |
| 64910 | SG Issuer – HSI R Bull CBBC Oct 2020 Y | 200,000,000 | 2018/10/09 | 2020/10/29 | 50.00 |
| 65012 | SG Issuer – HSI R Bull CBBC Nov 2020 X | 200,000,000 | 2018/10/09 | 2020/11/27 | 50.00 |
| 64913 | SG Issuer – HSI R Bull CBBC Dec 2020 B | 200,000,000 | 2018/10/09 | 2020/12/30 | 50.00 |
| 65020 | SG Issuer – HSI R Bull CBBC Dec 2020 R | 200,000,000 | 2018/10/09 | 2020/12/30 | 50.00 |
| 65006 | SG Issuer – HSI R Bear CBBC Feb 2019 S | 200,000,000 | 2018/10/09 | 2019/02/27 | 50.00 |
| 65070 | SG Issuer – HSI R Bear CBBC Feb 2019 X | 200,000,000 | 2018/10/09 | 2019/02/27 | 50.00 |
| 65072 | SG Issuer – HSI R Bear CBBC Feb 2019 Z | 200,000,000 | 2018/10/09 | 2019/02/27 | 50.00 |
| 64887 | SG Issuer – ICBC R Bull CBBC Aug 2019 E | 60,000,000 | 2018/10/09 | 2019/08/29 | 15.00 |
| 64972 | SG Issuer – Ping An R Bull CBBC Aug 2019 C | 100,000,000 | 2018/10/09 | 2019/08/29 | 25.00 |
| 64894 | SG Issuer – Ping An R Bull CBBC Nov 2019 A | 100,000,000 | 2018/10/09 | 2019/11/28 | 25.00 |
| 64895 | SG Issuer – Tencent R Bull CBBC Feb 2019 I | 80,000,000 | 2018/10/09 | 2019/02/18 | 20.00 |
| 65000 | SG Issuer – Tencent R Bull CBBC Feb 2019 P | 80,000,000 | 2018/10/09 | 2019/02/27 | 20.00 |
| 64898 | SG Issuer – Tencent R Bull CBBC Feb 2019 R | 80,000,000 | 2018/10/09 | 2019/02/20 | 20.00 |
| 64899 | SG Issuer – Tencent R Bull CBBC Feb 2019 S | 80,000,000 | 2018/10/09 | 2019/02/22 | 20.00 |
| 64998 | SG Issuer – Tencent R Bull CBBC Feb 2019 U | 80,000,000 | 2018/10/09 | 2019/02/25 | 20.00 |
| 65005 | SG Issuer – Tencent R Bear CBBC Apr 2019 S | 80,000,000 | 2018/10/09 | 2019/04/24 | 20.00 |
| 64690 | UBS AG – HSI R Bull CBBC Oct 2020 M | 200,000,000 | 2018/10/09 | 2020/10/29 | 50.00 |
| 64697 | UBS AG – HSI R Bull CBBC Oct 2020 N | 200,000,000 | 2018/10/09 | 2020/10/29 | 50.00 |
| 64635 | UBS AG – HSI R Bull CBBC Nov 2020 P | 200,000,000 | 2018/10/09 | 2020/11/27 | 50.00 |
| 64629 | UBS AG – HSI R Bull CBBC Dec 2020 P | 200,000,000 | 2018/10/09 | 2020/12/30 | 50.00 |
| 64632 | UBS AG – HSI R Bull CBBC Dec 2020 Q | 250,000,000 | 2018/10/09 | 2020/12/30 | 62.50 |
| 64640 | UBS AG – HSI R Bull CBBC Dec 2020 R | 250,000,000 | 2018/10/09 | 2020/12/30 | 62.50 |
| 64711 | UBS AG – HSI R Bear CBBC Jan 2019 J | 200,000,000 | 2018/10/09 | 2019/01/30 | 50.00 |
| 64735 | UBS AG – HSI R Bear CBBC Jan 2019 N | 200,000,000 | 2018/10/09 | 2019/01/30 | 50.00 |
| 64737 | UBS AG – HSI R Bear CBBC Feb 2019 P | 250,000,000 | 2018/10/09 | 2019/02/27 | 62.50 |
| 64744 | UBS AG – HSI R Bear CBBC Feb 2019 Q | 250,000,000 | 2018/10/09 | 2019/02/27 | 62.50 |
| 64702 | UBS AG – Tencent R Bull CBBC Feb 2019 O | 40,000,000 | 2018/10/09 | 2019/02/01 | 10.00 |
| 64655 | UBS AG – Tencent R Bull CBBC Apr 2019 L | 40,000,000 | 2018/10/09 | 2019/04/17 | 10.00 |
| 64703 | UBS AG – Tencent R Bull CBBC Apr 2019 M | 40,000,000 | 2018/10/09 | 2019/04/24 | 10.00 |
| 64755 | UBS AG – Tencent R Bear CBBC Feb 2019 O | 40,000,000 | 2018/10/09 | 2019/02/12 | 10.00 |
| 65175 | BNP Paribas Issuance B.V. – HSI R Bull CBBC Nov 2019 P | 250,000,000 | 2018/10/10 | 2019/11/28 | 62.50 |
| 65178 | BNP Paribas Issuance B.V. – HSI R Bull CBBC Nov 2019 Q | 250,000,000 | 2018/10/10 | 2019/11/28 | 62.50 |
| 65180 | BNP Paribas Issuance B.V. – HSI R Bear CBBC Mar 2019 U | 250,000,000 | 2018/10/10 | 2019/03/28 | 62.50 |
| 65181 | BNP Paribas Issuance B.V. – HSI R Bear CBBC Mar 2019 V | 250,000,000 | 2018/10/10 | 2019/03/28 | 62.50 |
| 65461 | Credit Suisse AG – Galaxy Ent R Bear CBBC Jun 2019 A | 50,000,000 | 2018/10/10 | 2019/06/27 | 12.50 |
| 65432 | Credit Suisse AG – HSI R Bull CBBC Aug 2020 J | 200,000,000 | 2018/10/10 | 2020/08/28 | 50.00 |
| 65433 | Credit Suisse AG – HSI R Bull CBBC Nov 2020 M | 200,000,000 | 2018/10/10 | 2020/11/27 | 50.00 |
| 65451 | Credit Suisse AG – HSI R Bear CBBC Jan 2019 C | 200,000,000 | 2018/10/10 | 2019/01/30 | 50.00 |
| 65448 | Credit Suisse AG – HSI R Bear CBBC Jan 2019 X | 200,000,000 | 2018/10/10 | 2019/01/30 | 50.00 |
| 65450 | Credit Suisse AG – HSI R Bear CBBC Feb 2019 P | 200,000,000 | 2018/10/10 | 2019/02/27 | 50.00 |
| 65452 | Credit Suisse AG – HSI R Bear CBBC Mar 2019 J | 300,000,000 | 2018/10/10 | 2019/03/28 | 75.00 |
| 65471 | Credit Suisse AG – Ping An R Bull CBBC Feb 2019 P | 80,000,000 | 2018/10/10 | 2019/02/27 | 20.00 |
| 65467 | Credit Suisse AG – Sino Biopharm R Bull CBBC Apr 2019 B | 30,000,000 | 2018/10/10 | 2019/04/29 | 10.20 |
| 65443 | Credit Suisse AG – Tencent R Bull CBBC Feb 2019 A | 50,000,000 | 2018/10/10 | 2019/02/27 | 12.50 |

主板 可收回牛熊證

| 股份代號 | 牛熊證 | 上市時之發行單位 | 上市日期 | 到期日 | 集資金額 (百萬港元) |
|-------|---|-------------|------------|------------|----------------|
| 65505 | Goldman Sachs SP (Asia) – Galaxy Ent R Bear CBBC Dec 2019 A | 80,000,000 | 2018/10/10 | 2019/12/30 | 20.00 |
| 65529 | Goldman Sachs SP (Asia) – HSBC R Bull CBBC Sep 2019 L | 100,000,000 | 2018/10/10 | 2019/09/26 | 25.00 |
| 65142 | Goldman Sachs SP (Asia) – HSI R Bull CBBC Dec 2020 D | 200,000,000 | 2018/10/10 | 2020/12/30 | 50.00 |
| 65163 | Goldman Sachs SP (Asia) – HSI R Bull CBBC Dec 2020 I | 200,000,000 | 2018/10/10 | 2020/12/30 | 50.00 |
| 65141 | Goldman Sachs SP (Asia) – HSI R Bull CBBC Dec 2020 Z | 200,000,000 | 2018/10/10 | 2020/12/30 | 50.00 |
| 65472 | Goldman Sachs SP (Asia) – HSI R Bear CBBC Jan 2019 H | 200,000,000 | 2018/10/10 | 2019/01/30 | 50.00 |
| 65475 | Goldman Sachs SP (Asia) – HSI R Bear CBBC Jan 2019 K | 200,000,000 | 2018/10/10 | 2019/01/30 | 50.00 |
| 65484 | Goldman Sachs SP (Asia) – HSI R Bear CBBC Jan 2019 W | 200,000,000 | 2018/10/10 | 2019/01/30 | 50.00 |
| 65492 | Goldman Sachs SP (Asia) – HSI R Bear CBBC Feb 2019 V | 200,000,000 | 2018/10/10 | 2019/02/27 | 50.00 |
| 65499 | Goldman Sachs SP (Asia) – Ping An R Bull CBBC Jul 2019 D | 100,000,000 | 2018/10/10 | 2019/07/25 | 25.00 |
| 65153 | Goldman Sachs SP (Asia) – Tencent R Bull CBBC Mar 2019 D | 100,000,000 | 2018/10/10 | 2019/03/07 | 25.00 |
| 65493 | Goldman Sachs SP (Asia) – Tencent R Bear CBBC Mar 2019 U | 80,000,000 | 2018/10/10 | 2019/03/11 | 20.00 |
| 65290 | HK Bank – AIA R Bear CBBC Feb 2019 C | 40,000,000 | 2018/10/10 | 2019/02/18 | 10.00 |
| 65263 | HK Bank – Country Garden R Bull CBBC Mar 2019 B | 40,000,000 | 2018/10/10 | 2019/03/25 | 12.00 |
| 65276 | HK Bank – CNOOC R Bear CBBC Mar 2019 D | 40,000,000 | 2018/10/10 | 2019/03/18 | 12.00 |
| 65278 | HK Bank – Galaxy Ent R Bull CBBC Apr 2019 B | 80,000,000 | 2018/10/10 | 2019/04/25 | 20.00 |
| 65254 | HK Bank – Galaxy Ent R Bear CBBC Mar 2019 A | 40,000,000 | 2018/10/10 | 2019/03/04 | 10.00 |
| 65225 | HK Bank – HKEX R Bear CBBC Mar 2019 D | 40,000,000 | 2018/10/10 | 2019/03/04 | 10.00 |
| 65202 | HK Bank – HSI R Bull CBBC Sep 2019 B | 150,000,000 | 2018/10/10 | 2019/09/27 | 37.50 |
| 65229 | HK Bank – HSI R Bear CBBC Mar 2019 L | 150,000,000 | 2018/10/10 | 2019/03/28 | 37.50 |
| 65259 | HK Bank – HSI R Bear CBBC Mar 2019 M | 150,000,000 | 2018/10/10 | 2019/03/28 | 37.50 |
| 65265 | HK Bank – PetroChina R Bull CBBC Mar 2019 C | 80,000,000 | 2018/10/10 | 2019/03/04 | 20.00 |
| 65279 | HK Bank – Sunny Optical R Bear CBBC Feb 2019 B | 40,000,000 | 2018/10/10 | 2019/02/18 | 10.00 |
| 65219 | HK Bank – Tencent R Bull CBBC Mar 2019 Y | 60,000,000 | 2018/10/10 | 2019/03/25 | 15.00 |
| 65264 | HK Bank – Tencent R Bear CBBC Mar 2019 S | 50,000,000 | 2018/10/10 | 2019/03/28 | 12.50 |
| 65187 | Haitong Int'l Sec – Galaxy Ent R Bull CBBC May 2019 A | 170,000,000 | 2018/10/10 | 2019/05/20 | 45.39 |
| 65171 | Haitong Int'l Sec – HSI R Bull CBBC Nov 2019 I | 150,000,000 | 2018/10/10 | 2019/11/28 | 37.50 |
| 65173 | Haitong Int'l Sec – HSI R Bull CBBC Jan 2020 C | 150,000,000 | 2018/10/10 | 2020/01/30 | 37.50 |
| 65174 | Haitong Int'l Sec – HSI R Bear CBBC Jan 2019 N | 150,000,000 | 2018/10/10 | 2019/01/30 | 37.50 |
| 65199 | Haitong Int'l Sec – Tencent R Bear CBBC Apr 2019 G | 40,000,000 | 2018/10/10 | 2019/04/02 | 10.60 |
| 65430 | J P Morgan SP BV – HSI R Bull CBBC Oct 2020 Z | 200,000,000 | 2018/10/10 | 2020/10/29 | 50.00 |
| 65423 | J P Morgan SP BV – HSI R Bull CBBC Nov 2020 Q | 200,000,000 | 2018/10/10 | 2020/11/27 | 50.00 |
| 65408 | J P Morgan SP BV – HSI R Bear CBBC Mar 2019 H | 200,000,000 | 2018/10/10 | 2019/03/28 | 50.00 |
| 65411 | J P Morgan SP BV – HSI R Bear CBBC Mar 2019 I | 200,000,000 | 2018/10/10 | 2019/03/28 | 50.00 |
| 65415 | J P Morgan SP BV – HSI R Bear CBBC Mar 2019 J | 200,000,000 | 2018/10/10 | 2019/03/28 | 50.00 |
| 65398 | J P Morgan SP BV – HSI R Bear CBBC Apr 2019 T | 200,000,000 | 2018/10/10 | 2019/04/29 | 50.00 |
| 65405 | J P Morgan SP BV – HSI R Bear CBBC Apr 2019 U | 200,000,000 | 2018/10/10 | 2019/04/29 | 50.00 |
| 65417 | J P Morgan SP BV – Tencent R Bear CBBC Mar 2019 D | 50,000,000 | 2018/10/10 | 2019/03/08 | 12.50 |
| 65292 | Macquarie Bank Ltd. – AIA R Bull CBBC Jun 2019 A | 40,000,000 | 2018/10/10 | 2019/06/27 | 10.04 |
| 65294 | Macquarie Bank Ltd. – AIA R Bear CBBC Apr 2019 A | 40,000,000 | 2018/10/10 | 2019/04/29 | 10.08 |
| 65582 | SG Issuer – AIA R Bull CBBC Jul 2019 A | 60,000,000 | 2018/10/10 | 2019/07/03 | 15.00 |
| 65595 | SG Issuer – Country Garden R Bull CBBC Jul 2019 B | 40,000,000 | 2018/10/10 | 2019/07/29 | 13.00 |
| 65588 | SG Issuer – CC Bank R Bull CBBC Aug 2019 I | 100,000,000 | 2018/10/10 | 2019/08/05 | 25.00 |
| 65589 | SG Issuer – CNOOC R Bull CBBC Jul 2019 A | 40,000,000 | 2018/10/10 | 2019/07/18 | 10.00 |
| 65530 | SG Issuer – Galaxy Ent R Bull CBBC May 2019 J | 100,000,000 | 2018/10/10 | 2019/05/30 | 25.00 |

主板 可收回牛熊證

| 股份代號 | 牛熊證 | 上市時之發行單位 | 上市日期 | 到期日 | 集資金額 (百萬港元) |
|-------|---|-------------|------------|------------|-------------|
| 65596 | SG Issuer – Galaxy Ent R Bear CBBC Jul 2019 F | 100,000,000 | 2018/10/10 | 2019/07/25 | 25.00 |
| 65534 | SG Issuer – HKEX R Bull CBBC Jun 2019 P | 50,000,000 | 2018/10/10 | 2019/06/27 | 12.50 |
| 65551 | SG Issuer – HSI R Bull CBBC Oct 2020 Z | 200,000,000 | 2018/10/10 | 2020/10/29 | 50.00 |
| 65552 | SG Issuer – HSI R Bull CBBC Dec 2020 V | 200,000,000 | 2018/10/10 | 2020/12/30 | 50.00 |
| 65579 | SG Issuer – HSI R Bull CBBC Dec 2020 W | 200,000,000 | 2018/10/10 | 2020/12/30 | 50.00 |
| 65559 | SG Issuer – HSI R Bear CBBC Jan 2019 H | 200,000,000 | 2018/10/10 | 2019/01/30 | 50.00 |
| 65562 | SG Issuer – HSI R Bear CBBC Jan 2019 O | 200,000,000 | 2018/10/10 | 2019/01/30 | 50.00 |
| 65573 | SG Issuer – HSI R Bear CBBC Mar 2019 P | 200,000,000 | 2018/10/10 | 2019/03/28 | 50.00 |
| 65576 | SG Issuer – HSI R Bear CBBC Mar 2019 Q | 200,000,000 | 2018/10/10 | 2019/03/28 | 50.00 |
| 65578 | SG Issuer – HSI R Bear CBBC Apr 2019 G | 200,000,000 | 2018/10/10 | 2019/04/29 | 50.00 |
| 65598 | SG Issuer – PetroChina R Bear CBBC Apr 2019 B | 40,000,000 | 2018/10/10 | 2019/04/29 | 10.00 |
| 65554 | SG Issuer – Ping An R Bull CBBC Aug 2019 D | 100,000,000 | 2018/10/10 | 2019/08/02 | 25.00 |
| 65600 | SG Issuer – Ping An R Bear CBBC Mar 2019 E | 100,000,000 | 2018/10/10 | 2019/03/11 | 25.00 |
| 65537 | SG Issuer – Ping An R Bear CBBC Apr 2019 D | 100,000,000 | 2018/10/10 | 2019/04/17 | 25.00 |
| 65607 | SG Issuer – Sands R Bear CBBC Jul 2019 A | 80,000,000 | 2018/10/10 | 2019/07/25 | 20.00 |
| 65539 | SG Issuer – Tencent R Bull CBBC Jan 2019 K | 80,000,000 | 2018/10/10 | 2019/01/25 | 20.00 |
| 65541 | SG Issuer – Tencent R Bull CBBC Jan 2019 T | 80,000,000 | 2018/10/10 | 2019/01/31 | 20.00 |
| 65558 | SG Issuer – Tencent R Bear CBBC Apr 2019 W | 80,000,000 | 2018/10/10 | 2019/04/04 | 20.00 |
| 65381 | UBS AG – AIA R Bear CBBC Mar 2019 A | 60,000,000 | 2018/10/10 | 2019/03/04 | 15.00 |
| 65351 | UBS AG – Galaxy Ent R Bear CBBC Mar 2019 A | 40,000,000 | 2018/10/10 | 2019/03/11 | 10.00 |
| 65320 | UBS AG – HKEX R Bull CBBC Mar 2019 C | 50,000,000 | 2018/10/10 | 2019/03/11 | 12.50 |
| 65361 | UBS AG – HKEX R Bear CBBC Mar 2019 C | 50,000,000 | 2018/10/10 | 2019/03/18 | 12.50 |
| 65355 | UBS AG – HKEX R Bear CBBC Apr 2019 A | 50,000,000 | 2018/10/10 | 2019/04/01 | 12.50 |
| 65348 | UBS AG – HSI R Bull CBBC Oct 2019 P | 200,000,000 | 2018/10/10 | 2019/10/30 | 50.00 |
| 65349 | UBS AG – HSI R Bull CBBC Nov 2019 D | 200,000,000 | 2018/10/10 | 2019/11/28 | 50.00 |
| 65328 | UBS AG – HSI R Bull CBBC Nov 2019 X | 200,000,000 | 2018/10/10 | 2019/11/28 | 50.00 |
| 65298 | UBS AG – HSI R Bull CBBC Dec 2019 J | 250,000,000 | 2018/10/10 | 2019/12/30 | 62.50 |
| 65323 | UBS AG – HSI R Bull CBBC Dec 2019 T | 200,000,000 | 2018/10/10 | 2019/12/30 | 50.00 |
| 65303 | UBS AG – HSI R Bull CBBC Oct 2020 O | 200,000,000 | 2018/10/10 | 2020/10/29 | 50.00 |
| 65301 | UBS AG – HSI R Bull CBBC Dec 2020 S | 200,000,000 | 2018/10/10 | 2020/12/30 | 50.00 |
| 65350 | UBS AG – HSI R Bull CBBC Dec 2020 T | 200,000,000 | 2018/10/10 | 2020/12/30 | 50.00 |
| 65397 | UBS AG – HSI R Bear CBBC Jan 2019 A | 200,000,000 | 2018/10/10 | 2019/01/30 | 50.00 |
| 65295 | UBS AG – HSI R Bear CBBC Jan 2019 O | 200,000,000 | 2018/10/10 | 2019/01/30 | 50.00 |
| 65388 | UBS AG – HSI R Bear CBBC Jan 2019 P | 200,000,000 | 2018/10/10 | 2019/01/30 | 50.00 |
| 65321 | UBS AG – Ping An R Bull CBBC Mar 2019 E | 100,000,000 | 2018/10/10 | 2019/03/06 | 25.00 |
| 65382 | UBS AG – Ping An R Bear CBBC Feb 2019 D | 100,000,000 | 2018/10/10 | 2019/02/11 | 25.00 |
| 65386 | UBS AG – Ping An R Bear CBBC Mar 2019 A | 100,000,000 | 2018/10/10 | 2019/03/04 | 25.00 |
| 65319 | UBS AG – Tencent R Bull CBBC Jun 2019 G | 40,000,000 | 2018/10/10 | 2019/06/05 | 10.00 |
| 65380 | UBS AG – Tencent R Bear CBBC Mar 2019 C | 40,000,000 | 2018/10/10 | 2019/03/18 | 10.00 |
| 65369 | UBS AG – Tencent R Bear CBBC Apr 2019 A | 40,000,000 | 2018/10/10 | 2019/04/03 | 10.00 |
| 65705 | BNP Paribas Issuance B.V. – CC Bank R Bull CBBC Sep 2019 L | 100,000,000 | 2018/10/11 | 2019/09/27 | 25.00 |
| 65718 | BNP Paribas Issuance B.V. – CC Bank R Bear CBBC May 2019 I | 100,000,000 | 2018/10/11 | 2019/05/30 | 25.00 |
| 65707 | BNP Paribas Issuance B.V. – CSOP A50 R Bull CBBC Jun 2019 M | 60,000,000 | 2018/10/11 | 2019/06/27 | 15.00 |
| 65709 | BNP Paribas Issuance B.V. – HKEX R Bull CBBC May 2019 R | 50,000,000 | 2018/10/11 | 2019/05/30 | 12.50 |
| 65701 | BNP Paribas Issuance B.V. – HSI R Bull CBBC Nov 2019 I | 250,000,000 | 2018/10/11 | 2019/11/28 | 62.50 |

主板 可收回牛熊證

| 股份代號 | 牛熊證 | 上市時之發行單位 | 上市日期 | 到期日 | 集資金額 (百萬港元) |
|-------|---|-------------|------------|------------|----------------|
| 65704 | BNP Paribas Issuance B.V. – HSI R Bull CBBC Nov 2019 L | 250,000,000 | 2018/10/11 | 2019/11/28 | 62.50 |
| 65702 | BNP Paribas Issuance B.V. – HSI R Bull CBBC Nov 2019 T | 250,000,000 | 2018/10/11 | 2019/11/28 | 62.50 |
| 65713 | BNP Paribas Issuance B.V. – HSI R Bear CBBC Mar 2019 W | 250,000,000 | 2018/10/11 | 2019/03/28 | 62.50 |
| 65714 | BNP Paribas Issuance B.V. – HSI R Bear CBBC Mar 2019 X | 250,000,000 | 2018/10/11 | 2019/03/28 | 62.50 |
| 65715 | BNP Paribas Issuance B.V. – HSI R Bear CBBC Mar 2019 Y | 250,000,000 | 2018/10/11 | 2019/03/28 | 62.50 |
| 65723 | BNP Paribas Issuance B.V. – Ping An R Bear CBBC Aug 2019 I | 200,000,000 | 2018/10/11 | 2019/08/29 | 50.00 |
| 65711 | BNP Paribas Issuance B.V. – Tencent R Bull CBBC Jun 2019 X | 50,000,000 | 2018/10/11 | 2019/06/27 | 12.50 |
| 65724 | BNP Paribas Issuance B.V. – Tencent R Bear CBBC Mar 2019 H | 50,000,000 | 2018/10/11 | 2019/03/28 | 12.50 |
| 65712 | BNP Paribas Issuance B.V. – Tencent R Bear CBBC Apr 2019 W | 50,000,000 | 2018/10/11 | 2019/04/29 | 12.50 |
| 65725 | BNP Paribas Issuance B.V. – Tencent R Bear CBBC Apr 2019 X | 50,000,000 | 2018/10/11 | 2019/04/29 | 12.50 |
| 66156 | Credit Suisse AG – AIA R Bear CBBC Jun 2019 A | 50,000,000 | 2018/10/11 | 2019/06/27 | 12.50 |
| 66152 | Credit Suisse AG – CC Bank R Bear CBBC Feb 2019 A | 50,000,000 | 2018/10/11 | 2019/02/27 | 12.50 |
| 66147 | Credit Suisse AG – Geely Auto R Bear CBBC Jun 2019 A | 40,000,000 | 2018/10/11 | 2019/06/27 | 10.00 |
| 66127 | Credit Suisse AG – HSI R Bull CBBC Aug 2020 K | 200,000,000 | 2018/10/11 | 2020/08/28 | 50.00 |
| 66117 | Credit Suisse AG – HSI R Bull CBBC Sep 2020 V | 200,000,000 | 2018/10/11 | 2020/09/29 | 50.00 |
| 66123 | Credit Suisse AG – HSI R Bull CBBC Sep 2020 W | 200,000,000 | 2018/10/11 | 2020/09/29 | 50.00 |
| 66130 | Credit Suisse AG – HSI R Bull CBBC Oct 2020 C | 300,000,000 | 2018/10/11 | 2020/10/29 | 75.00 |
| 66125 | Credit Suisse AG – HSI R Bull CBBC Nov 2020 N | 200,000,000 | 2018/10/11 | 2020/11/27 | 50.00 |
| 66172 | Credit Suisse AG – HSI R Bear CBBC Jan 2019 U | 200,000,000 | 2018/10/11 | 2019/01/30 | 50.00 |
| 66173 | Credit Suisse AG – HSI R Bear CBBC Jan 2019 Z | 200,000,000 | 2018/10/11 | 2019/01/30 | 50.00 |
| 66174 | Credit Suisse AG – HSI R Bear CBBC Feb 2019 Q | 200,000,000 | 2018/10/11 | 2019/02/27 | 50.00 |
| 66175 | Credit Suisse AG – HSI R Bear CBBC Mar 2019 K | 200,000,000 | 2018/10/11 | 2019/03/28 | 50.00 |
| 66176 | Credit Suisse AG – HSI R Bear CBBC Mar 2019 L | 300,000,000 | 2018/10/11 | 2019/03/28 | 75.00 |
| 66129 | Credit Suisse AG – Ping An R Bull CBBC Mar 2019 E | 80,000,000 | 2018/10/11 | 2019/03/08 | 20.00 |
| 66171 | Credit Suisse AG – Ping An R Bear CBBC Mar 2019 B | 50,000,000 | 2018/10/11 | 2019/03/08 | 12.50 |
| 66161 | Credit Suisse AG – Sands China R Bull CBBC Sep 2019 A | 60,000,000 | 2018/10/11 | 2019/09/27 | 15.00 |
| 66128 | Credit Suisse AG – Tencent R Bull CBBC Mar 2019 J | 50,000,000 | 2018/10/11 | 2019/03/01 | 12.50 |
| 66178 | Credit Suisse AG – Tencent R Bear CBBC Mar 2019 G | 50,000,000 | 2018/10/11 | 2019/03/28 | 12.50 |
| 65739 | Bank of East Asia – AIA R Bear CBBC Aug 2019 A | 40,000,000 | 2018/10/11 | 2019/08/02 | 10.00 |
| 65737 | Bank of East Asia – Geely Auto R Bull CBBC Aug 2019 C | 40,000,000 | 2018/10/11 | 2019/08/02 | 10.00 |
| 65732 | Bank of East Asia – Geely Auto R Bear CBBC Aug 2019 B | 40,000,000 | 2018/10/11 | 2019/08/02 | 10.00 |
| 65742 | Bank of East Asia – Galaxy Ent R Bear CBBC Aug 2019 A | 100,000,000 | 2018/10/11 | 2019/08/02 | 25.00 |
| 65744 | Bank of East Asia – Galaxy Ent R Bear CBBC Aug 2019 B | 100,000,000 | 2018/10/11 | 2019/08/02 | 25.00 |
| 65745 | Bank of East Asia – Tencent R Bear CBBC Aug 2019 C | 30,000,000 | 2018/10/11 | 2019/08/02 | 12.00 |
| 65748 | Bank of East Asia – Tencent R Bear CBBC Aug 2019 D | 30,000,000 | 2018/10/11 | 2019/08/02 | 12.00 |
| 66189 | Goldman Sachs SP (Asia) – AIA R Bear CBBC May 2019 A | 80,000,000 | 2018/10/11 | 2019/05/06 | 20.00 |
| 66198 | Goldman Sachs SP (Asia) – Galaxy Ent R Bull CBBC Jul 2019 H | 100,000,000 | 2018/10/11 | 2019/07/26 | 25.00 |
| 65639 | Goldman Sachs SP (Asia) – HKEX R Bull CBBC Jul 2019 Z | 100,000,000 | 2018/10/11 | 2019/07/26 | 25.00 |
| 66200 | Goldman Sachs SP (Asia) – HKEX R Bull CBBC Dec 2019 C | 100,000,000 | 2018/10/11 | 2019/12/30 | 28.80 |
| 65626 | Goldman Sachs SP (Asia) – HSI R Bull CBBC Nov 2020 A | 200,000,000 | 2018/10/11 | 2020/11/27 | 50.00 |
| 65632 | Goldman Sachs SP (Asia) – HSI R Bull CBBC Nov 2020 C | 200,000,000 | 2018/10/11 | 2020/11/27 | 50.00 |
| 65636 | Goldman Sachs SP (Asia) – HSI R Bull CBBC Nov 2020 D | 200,000,000 | 2018/10/11 | 2020/11/27 | 50.00 |
| 65726 | Goldman Sachs SP (Asia) – HSI R Bull CBBC Nov 2020 E | 200,000,000 | 2018/10/11 | 2020/11/27 | 50.00 |
| 66180 | Goldman Sachs SP (Asia) – HSI R Bull CBBC Nov 2020 P | 200,000,000 | 2018/10/11 | 2020/11/27 | 50.00 |
| 66181 | Goldman Sachs SP (Asia) – HSI R Bull CBBC Nov 2020 S | 200,000,000 | 2018/10/11 | 2020/11/27 | 50.00 |

主板 可收回牛熊證

| 股份代號 | 牛熊證 | 上市時之發行單位 | 上市日期 | 到期日 | 集資金額 (百萬港元) |
|-------|--|-------------|------------|------------|-------------|
| 66195 | Goldman Sachs SP (Asia) – HSI R Bear CBBC Feb 2019 A | 200,000,000 | 2018/10/11 | 2019/02/27 | 50.00 |
| 66196 | Goldman Sachs SP (Asia) – HSI R Bear CBBC Feb 2019 Q | 200,000,000 | 2018/10/11 | 2019/02/27 | 50.00 |
| 66190 | Goldman Sachs SP (Asia) – HSI R Bear CBBC Feb 2019 W | 200,000,000 | 2018/10/11 | 2019/02/27 | 50.00 |
| 66191 | Goldman Sachs SP (Asia) – HSI R Bear CBBC Feb 2019 X | 200,000,000 | 2018/10/11 | 2019/02/27 | 50.00 |
| 65637 | Goldman Sachs SP (Asia) – Ping An R Bull CBBC Jul 2019 E | 100,000,000 | 2018/10/11 | 2019/07/26 | 25.00 |
| 66197 | Goldman Sachs SP (Asia) – Ping An R Bear CBBC Jul 2019 B | 80,000,000 | 2018/10/11 | 2019/07/25 | 20.00 |
| 65633 | Goldman Sachs SP (Asia) – Tencent R Bull CBBC Mar 2019 E | 100,000,000 | 2018/10/11 | 2019/03/08 | 25.00 |
| 65728 | Goldman Sachs SP (Asia) – Tencent R Bull CBBC Mar 2019 G | 100,000,000 | 2018/10/11 | 2019/03/08 | 25.00 |
| 66186 | Goldman Sachs SP (Asia) – Tencent R Bull CBBC Dec 2019 I | 100,000,000 | 2018/10/11 | 2019/12/30 | 25.00 |
| 66185 | Goldman Sachs SP (Asia) – Tencent R Bear CBBC Mar 2019 V | 80,000,000 | 2018/10/11 | 2019/03/08 | 20.00 |
| 65658 | HK Bank – CC Bank R Bear CBBC Feb 2019 B | 50,000,000 | 2018/10/11 | 2019/02/18 | 12.50 |
| 65641 | HK Bank – HSI R Bull CBBC Jul 2019 G | 150,000,000 | 2018/10/11 | 2019/07/30 | 37.50 |
| 65683 | HK Bank – HSI R Bull CBBC Sep 2019 C | 150,000,000 | 2018/10/11 | 2019/09/27 | 37.50 |
| 65663 | HK Bank – HSI R Bear CBBC Mar 2019 N | 150,000,000 | 2018/10/11 | 2019/03/28 | 37.50 |
| 65675 | HK Bank – HSI R Bear CBBC Mar 2019 O | 150,000,000 | 2018/10/11 | 2019/03/28 | 37.50 |
| 65650 | HK Bank – Ping An R Bull CBBC Feb 2019 J | 100,000,000 | 2018/10/11 | 2019/02/18 | 25.00 |
| 65655 | HK Bank – Sunny Optical R Bull CBBC Apr 2019 B | 40,000,000 | 2018/10/11 | 2019/04/15 | 10.00 |
| 65645 | HK Bank – Tencent R Bull CBBC Feb 2019 S | 60,000,000 | 2018/10/11 | 2019/02/18 | 15.00 |
| 65660 | HK Bank – Tencent R Bear CBBC Mar 2019 T | 50,000,000 | 2018/10/11 | 2019/03/14 | 12.50 |
| 65684 | Haitong Int'l Sec – HSI R Bull CBBC Oct 2019 L | 150,000,000 | 2018/10/11 | 2019/10/30 | 37.50 |
| 65686 | Haitong Int'l Sec – HSI R Bear CBBC Jan 2019 O | 150,000,000 | 2018/10/11 | 2019/01/30 | 37.50 |
| 65699 | Haitong Int'l Sec – HSI R Bear CBBC Jan 2019 P | 150,000,000 | 2018/10/11 | 2019/01/30 | 37.50 |
| 65700 | Haitong Int'l Sec – HSI R Bear CBBC Jan 2019 Q | 150,000,000 | 2018/10/11 | 2019/01/30 | 37.50 |
| 65975 | J P Morgan SP BV – HSI R Bull CBBC Sep 2020 T | 200,000,000 | 2018/10/11 | 2020/09/29 | 50.00 |
| 65934 | J P Morgan SP BV – HSI R Bull CBBC Oct 2020 A | 200,000,000 | 2018/10/11 | 2020/10/29 | 50.00 |
| 65943 | J P Morgan SP BV – HSI R Bull CBBC Oct 2020 H | 240,000,000 | 2018/10/11 | 2020/10/29 | 60.00 |
| 65976 | J P Morgan SP BV – HSI R Bull CBBC Oct 2020 I | 200,000,000 | 2018/10/11 | 2020/10/29 | 50.00 |
| 65935 | J P Morgan SP BV – HSI R Bull CBBC Oct 2020 W | 200,000,000 | 2018/10/11 | 2020/10/29 | 50.00 |
| 65977 | J P Morgan SP BV – HSI R Bull CBBC Nov 2020 R | 200,000,000 | 2018/10/11 | 2020/11/27 | 50.00 |
| 65978 | J P Morgan SP BV – HSI R Bull CBBC Dec 2020 Y | 200,000,000 | 2018/10/11 | 2020/12/30 | 50.00 |
| 65979 | J P Morgan SP BV – HSI R Bull CBBC Dec 2020 Z | 200,000,000 | 2018/10/11 | 2020/12/30 | 50.00 |
| 65951 | J P Morgan SP BV – HSI R Bear CBBC Mar 2019 K | 200,000,000 | 2018/10/11 | 2019/03/28 | 50.00 |
| 65952 | J P Morgan SP BV – HSI R Bear CBBC Mar 2019 L | 200,000,000 | 2018/10/11 | 2019/03/28 | 50.00 |
| 65963 | J P Morgan SP BV – HSI R Bear CBBC Mar 2019 M | 200,000,000 | 2018/10/11 | 2019/03/28 | 50.00 |
| 65969 | J P Morgan SP BV – HSI R Bear CBBC Mar 2019 O | 200,000,000 | 2018/10/11 | 2019/03/28 | 50.00 |
| 65971 | J P Morgan SP BV – HSI R Bear CBBC Mar 2019 P | 200,000,000 | 2018/10/11 | 2019/03/28 | 50.00 |
| 65973 | J P Morgan SP BV – HSI R Bear CBBC Mar 2019 Q | 200,000,000 | 2018/10/11 | 2019/03/28 | 50.00 |
| 65974 | J P Morgan SP BV – HSI R Bear CBBC Mar 2019 R | 200,000,000 | 2018/10/11 | 2019/03/28 | 50.00 |
| 65944 | J P Morgan SP BV – Tencent R Bull CBBC Feb 2019 O | 50,000,000 | 2018/10/11 | 2019/02/15 | 12.50 |
| 65945 | J P Morgan SP BV – Tencent R Bull CBBC Mar 2019 B | 50,000,000 | 2018/10/11 | 2019/03/08 | 12.50 |
| 65981 | J P Morgan SP BV – Tencent R Bear CBBC Feb 2019 O | 50,000,000 | 2018/10/11 | 2019/02/15 | 12.50 |
| 65984 | J P Morgan SP BV – Tencent R Bear CBBC Mar 2019 E | 50,000,000 | 2018/10/11 | 2019/03/08 | 12.50 |
| 65616 | Macquarie Bank Ltd. – Tencent R Bull CBBC Jan 2019 J | 27,700,000 | 2018/10/11 | 2019/01/25 | 10.03 |
| 65612 | Macquarie Bank Ltd. – Tencent R Bull CBBC Feb 2019 P | 23,400,000 | 2018/10/11 | 2019/02/27 | 10.02 |
| 65615 | Macquarie Bank Ltd. – Tencent R Bull CBBC Feb 2019 Q | 23,100,000 | 2018/10/11 | 2019/02/25 | 10.03 |

主板 可收回牛熊證

| 股份代號 | 牛熊證 | 上市時之發行單位 | 上市日期 | 到期日 | 集資金額 (百萬港元) |
|-------|--|-------------|------------|------------|----------------|
| 65621 | Macquarie Bank Ltd. – Tencent R Bull CBBC Feb 2019 R | 21,400,000 | 2018/10/11 | 2019/02/27 | 10.02 |
| 66063 | SG Issuer – AIA R Bull CBBC Jul 2019 B | 60,000,000 | 2018/10/11 | 2019/07/15 | 15.00 |
| 66068 | SG Issuer – CC Bank R Bull CBBC Aug 2019 J | 100,000,000 | 2018/10/11 | 2019/08/09 | 25.00 |
| 66067 | SG Issuer – CC Bank R Bear CBBC Apr 2019 C | 100,000,000 | 2018/10/11 | 2019/04/29 | 25.00 |
| 66012 | SG Issuer – Galaxy Ent R Bull CBBC May 2019 K | 100,000,000 | 2018/10/11 | 2019/05/30 | 25.00 |
| 66071 | SG Issuer – Galaxy Ent R Bull CBBC May 2019 L | 100,000,000 | 2018/10/11 | 2019/05/10 | 25.00 |
| 66014 | SG Issuer – Galaxy Ent R Bull CBBC Jun 2019 M | 100,000,000 | 2018/10/11 | 2019/06/13 | 25.00 |
| 66085 | SG Issuer – HKEX R Bull CBBC Jul 2019 C | 50,000,000 | 2018/10/11 | 2019/07/15 | 12.50 |
| 66075 | SG Issuer – HKEX R Bear CBBC Feb 2019 B | 50,000,000 | 2018/10/11 | 2019/02/22 | 12.50 |
| 66029 | SG Issuer – HSI R Bull CBBC Sep 2020 Y | 200,000,000 | 2018/10/11 | 2020/09/29 | 50.00 |
| 65993 | SG Issuer – HSI R Bull CBBC Oct 2020 K | 200,000,000 | 2018/10/11 | 2020/10/29 | 50.00 |
| 65994 | SG Issuer – HSI R Bull CBBC Oct 2020 M | 200,000,000 | 2018/10/11 | 2020/10/29 | 50.00 |
| 66058 | SG Issuer – HSI R Bull CBBC Oct 2020 O | 200,000,000 | 2018/10/11 | 2020/10/29 | 50.00 |
| 65995 | SG Issuer – HSI R Bull CBBC Nov 2020 F | 200,000,000 | 2018/10/11 | 2020/11/27 | 50.00 |
| 66009 | SG Issuer – HSI R Bull CBBC Nov 2020 G | 200,000,000 | 2018/10/11 | 2020/11/27 | 50.00 |
| 66060 | SG Issuer – HSI R Bull CBBC Dec 2020 X | 200,000,000 | 2018/10/11 | 2020/12/30 | 50.00 |
| 66061 | SG Issuer – HSI R Bull CBBC Dec 2020 Y | 200,000,000 | 2018/10/11 | 2020/12/30 | 50.00 |
| 66036 | SG Issuer – HSI R Bear CBBC Jan 2019 D | 200,000,000 | 2018/10/11 | 2019/01/30 | 50.00 |
| 66031 | SG Issuer – HSI R Bear CBBC Jan 2019 T | 200,000,000 | 2018/10/11 | 2019/01/30 | 50.00 |
| 66044 | SG Issuer – HSI R Bear CBBC Feb 2019 D | 200,000,000 | 2018/10/11 | 2019/02/27 | 50.00 |
| 66028 | SG Issuer – HSI R Bear CBBC Feb 2019 M | 200,000,000 | 2018/10/11 | 2019/02/27 | 50.00 |
| 66042 | SG Issuer – HSI R Bear CBBC Feb 2019 T | 200,000,000 | 2018/10/11 | 2019/02/27 | 50.00 |
| 66051 | SG Issuer – HSI R Bear CBBC Mar 2019 K | 200,000,000 | 2018/10/11 | 2019/03/28 | 50.00 |
| 66053 | SG Issuer – HSI R Bear CBBC Mar 2019 R | 200,000,000 | 2018/10/11 | 2019/03/28 | 50.00 |
| 66095 | SG Issuer – ICBC R Bear CBBC May 2019 A | 60,000,000 | 2018/10/11 | 2019/05/10 | 15.00 |
| 65986 | SG Issuer – Ping An R Bull CBBC Mar 2019 G | 100,000,000 | 2018/10/11 | 2019/03/13 | 25.00 |
| 66019 | SG Issuer – Ping An R Bear CBBC Apr 2019 E | 100,000,000 | 2018/10/11 | 2019/04/11 | 25.00 |
| 66097 | SG Issuer – Sands China R Bull CBBC Aug 2019 F | 80,000,000 | 2018/10/11 | 2019/08/09 | 20.00 |
| 66101 | SG Issuer – Sands China R Bull CBBC Aug 2019 G | 80,000,000 | 2018/10/11 | 2019/08/20 | 20.00 |
| 66113 | SG Issuer – SUNAC R Bull CBBC Mar 2020 A | 80,000,000 | 2018/10/11 | 2020/03/30 | 20.00 |
| 65987 | SG Issuer – Tencent R Bull CBBC Jan 2019 U | 80,000,000 | 2018/10/11 | 2019/01/18 | 20.00 |
| 65992 | SG Issuer – Tencent R Bull CBBC Feb 2019 O | 80,000,000 | 2018/10/11 | 2019/02/27 | 20.00 |
| 66020 | SG Issuer – Tencent R Bull CBBC Mar 2019 D | 80,000,000 | 2018/10/11 | 2019/03/13 | 20.00 |
| 66021 | SG Issuer – Tencent R Bear CBBC Apr 2019 Y | 80,000,000 | 2018/10/11 | 2019/04/11 | 20.00 |
| 66115 | SG Issuer – Tencent R Bear CBBC Apr 2019 Z | 80,000,000 | 2018/10/11 | 2019/04/15 | 20.00 |
| 65881 | UBS AG – AIA R Bear CBBC Mar 2019 B | 60,000,000 | 2018/10/11 | 2019/03/11 | 15.00 |
| 65880 | UBS AG – CC Bank R Bear CBBC Feb 2019 A | 50,000,000 | 2018/10/11 | 2019/02/18 | 12.50 |
| 65894 | UBS AG – China Life R Bull CBBC Mar 2019 D | 40,000,000 | 2018/10/11 | 2019/03/18 | 10.00 |
| 65904 | UBS AG – China Life R Bear CBBC Feb 2019 B | 50,000,000 | 2018/10/11 | 2019/02/18 | 12.50 |
| 65897 | UBS AG – China Life R Bear CBBC Mar 2019 A | 50,000,000 | 2018/10/11 | 2019/03/04 | 12.50 |
| 65874 | UBS AG – CNOOC R Bear CBBC Mar 2019 A | 40,000,000 | 2018/10/11 | 2019/03/11 | 10.00 |
| 65908 | UBS AG – CSOP A50 ETF R Bear CBBC Mar 2019 C | 50,000,000 | 2018/10/11 | 2019/03/25 | 12.50 |
| 65852 | UBS AG – Geely Auto R Bear CBBC Feb 2019 A | 40,000,000 | 2018/10/11 | 2019/02/18 | 10.20 |
| 65854 | UBS AG – Geely Auto R Bear CBBC Feb 2019 B | 40,000,000 | 2018/10/11 | 2019/02/25 | 14.20 |
| 65855 | UBS AG – HKEX R Bull CBBC Jun 2019 C | 50,000,000 | 2018/10/11 | 2019/06/03 | 12.50 |

主板 可收回牛熊證

| 股份代號 | 牛熊證 | 上市時之發行單位 | 上市日期 | 到期日 | 集資金額 (百萬港元) |
|-------|--|-------------|------------|------------|----------------|
| 65856 | UBS AG – HKEX R Bull CBBC Jun 2019 D | 50,000,000 | 2018/10/11 | 2019/06/10 | 12.50 |
| 65859 | UBS AG – HKEX R Bull CBBC Jun 2019 E | 50,000,000 | 2018/10/11 | 2019/06/17 | 16.50 |
| 65863 | UBS AG – HKEX R Bear CBBC Mar 2019 D | 50,000,000 | 2018/10/11 | 2019/03/13 | 12.50 |
| 65846 | UBS AG – HSCEI R Bear CBBC Jan 2019 B | 100,000,000 | 2018/10/11 | 2019/01/30 | 25.00 |
| 65847 | UBS AG – HSCEI R Bear CBBC Feb 2019 A | 100,000,000 | 2018/10/11 | 2019/02/27 | 25.00 |
| 65850 | UBS AG – HSCEI R Bear CBBC Feb 2019 B | 100,000,000 | 2018/10/11 | 2019/02/27 | 25.00 |
| 65816 | UBS AG – HSI R Bull CBBC Oct 2019 L | 200,000,000 | 2018/10/11 | 2019/10/30 | 50.00 |
| 65794 | UBS AG – HSI R Bull CBBC Oct 2019 R | 200,000,000 | 2018/10/11 | 2019/10/30 | 50.00 |
| 65825 | UBS AG – HSI R Bull CBBC Oct 2019 S | 200,000,000 | 2018/10/11 | 2019/10/30 | 50.00 |
| 65804 | UBS AG – HSI R Bull CBBC Oct 2019 T | 200,000,000 | 2018/10/11 | 2019/10/30 | 50.00 |
| 65813 | UBS AG – HSI R Bull CBBC Oct 2019 V | 200,000,000 | 2018/10/11 | 2019/10/30 | 50.00 |
| 65827 | UBS AG – HSI R Bull CBBC Oct 2019 Y | 200,000,000 | 2018/10/11 | 2019/10/30 | 50.00 |
| 65822 | UBS AG – HSI R Bull CBBC Nov 2019 H | 200,000,000 | 2018/10/11 | 2019/11/28 | 50.00 |
| 65793 | UBS AG – HSI R Bull CBBC Nov 2019 R | 200,000,000 | 2018/10/11 | 2019/11/28 | 50.00 |
| 65749 | UBS AG – HSI R Bull CBBC Sep 2020 K | 200,000,000 | 2018/10/11 | 2020/09/29 | 50.00 |
| 65751 | UBS AG – HSI R Bull CBBC Sep 2020 L | 200,000,000 | 2018/10/11 | 2020/09/29 | 50.00 |
| 65830 | UBS AG – HSI R Bull CBBC Sep 2020 M | 200,000,000 | 2018/10/11 | 2020/09/29 | 57.00 |
| 65834 | UBS AG – HSI R Bull CBBC Sep 2020 N | 200,000,000 | 2018/10/11 | 2020/09/29 | 61.00 |
| 65835 | UBS AG – HSI R Bull CBBC Sep 2020 Q | 200,000,000 | 2018/10/11 | 2020/09/29 | 67.00 |
| 65840 | UBS AG – HSI R Bull CBBC Sep 2020 R | 200,000,000 | 2018/10/11 | 2020/09/29 | 71.00 |
| 65797 | UBS AG – HSI R Bull CBBC Oct 2020 W | 200,000,000 | 2018/10/11 | 2020/10/29 | 50.00 |
| 65757 | UBS AG – HSI R Bull CBBC Nov 2020 N | 200,000,000 | 2018/10/11 | 2020/11/27 | 50.00 |
| 65829 | UBS AG – HSI R Bull CBBC Nov 2020 S | 200,000,000 | 2018/10/11 | 2020/11/27 | 52.00 |
| 65754 | UBS AG – HSI R Bull CBBC Dec 2020 U | 200,000,000 | 2018/10/11 | 2020/12/30 | 50.00 |
| 65844 | UBS AG – HSI R Bull CBBC Dec 2020 V | 200,000,000 | 2018/10/11 | 2020/12/30 | 73.00 |
| 65914 | UBS AG – HSI R Bear CBBC Jan 2019 K | 200,000,000 | 2018/10/11 | 2019/01/30 | 50.00 |
| 65933 | UBS AG – HSI R Bear CBBC Jan 2019 Q | 200,000,000 | 2018/10/11 | 2019/01/30 | 50.00 |
| 65909 | UBS AG – HSI R Bear CBBC Feb 2019 R | 200,000,000 | 2018/10/11 | 2019/02/27 | 50.00 |
| 65919 | UBS AG – HSI R Bear CBBC Feb 2019 S | 200,000,000 | 2018/10/11 | 2019/02/27 | 50.00 |
| 65931 | UBS AG – HSI R Bear CBBC Mar 2019 B | 300,000,000 | 2018/10/11 | 2019/03/28 | 75.00 |
| 65893 | UBS AG – Ping An R Bear CBBC Mar 2019 B | 100,000,000 | 2018/10/11 | 2019/03/11 | 25.00 |
| 65789 | UBS AG – Tencent R Bull CBBC Mar 2019 T | 40,000,000 | 2018/10/11 | 2019/03/05 | 10.00 |
| 65791 | UBS AG – Tencent R Bull CBBC Mar 2019 U | 40,000,000 | 2018/10/11 | 2019/03/25 | 10.00 |
| 65871 | UBS AG – Tencent R Bear CBBC Mar 2019 D | 40,000,000 | 2018/10/11 | 2019/03/06 | 10.00 |
| 65872 | UBS AG – Tencent R Bear CBBC Mar 2019 E | 40,000,000 | 2018/10/11 | 2019/03/13 | 10.00 |
| 66258 | BNP Paribas Issuance B.V. – HSI R Bull CBBC Nov 2019 U | 250,000,000 | 2018/10/12 | 2019/11/28 | 62.50 |
| 66259 | BNP Paribas Issuance B.V. – HSI R Bull CBBC Nov 2019 V | 250,000,000 | 2018/10/12 | 2019/11/28 | 62.50 |
| 66345 | BNP Paribas Issuance B.V. – HSI R Bear CBBC Mar 2019 Z | 250,000,000 | 2018/10/12 | 2019/03/28 | 62.50 |
| 66347 | BNP Paribas Issuance B.V. – Tencent R Bear CBBC Mar 2019 I | 50,000,000 | 2018/10/12 | 2019/03/28 | 12.50 |
| 66547 | Credit Suisse AG – CSOP A50 ETF R Bull CBBC May 2019 B | 50,000,000 | 2018/10/12 | 2019/05/09 | 12.50 |
| 66530 | Credit Suisse AG – HSI R Bull CBBC Aug 2020 M | 200,000,000 | 2018/10/12 | 2020/08/28 | 50.00 |
| 66524 | Credit Suisse AG – HSI R Bull CBBC Oct 2020 D | 200,000,000 | 2018/10/12 | 2020/10/29 | 50.00 |
| 66549 | Credit Suisse AG – HSI R Bear CBBC Jan 2019 N | 200,000,000 | 2018/10/12 | 2019/01/30 | 50.00 |
| 66531 | Credit Suisse AG – HSI R Bear CBBC Jan 2019 Q | 200,000,000 | 2018/10/12 | 2019/01/30 | 50.00 |
| 66560 | Credit Suisse AG – HSI R Bear CBBC Feb 2019 E | 200,000,000 | 2018/10/12 | 2019/02/27 | 50.00 |

主板 可收回牛熊證

| 股份代號 | 牛熊證 | 上市時之發行單位 | 上市日期 | 到期日 | 集資金額 (百萬港元) |
|-------|--|-------------|------------|------------|-------------|
| 66562 | Credit Suisse AG – HSI R Bear CBBC Feb 2019 I | 200,000,000 | 2018/10/12 | 2019/02/27 | 50.00 |
| 66550 | Credit Suisse AG – HSI R Bear CBBC Feb 2019 R | 200,000,000 | 2018/10/12 | 2019/02/27 | 50.00 |
| 66564 | Credit Suisse AG – HSI R Bear CBBC Feb 2019 S | 200,000,000 | 2018/10/12 | 2019/02/27 | 50.00 |
| 66532 | Credit Suisse AG – Ping An R Bear CBBC Apr 2019 A | 50,000,000 | 2018/10/12 | 2019/04/29 | 12.50 |
| 66565 | Credit Suisse AG – Tencent R Bull CBBC Mar 2019 K | 50,000,000 | 2018/10/12 | 2019/03/28 | 12.50 |
| 66538 | Credit Suisse AG – Tencent R Bear CBBC Apr 2019 A | 50,000,000 | 2018/10/12 | 2019/04/25 | 12.50 |
| 66540 | Credit Suisse AG – Tencent R Bear CBBC Apr 2019 B | 50,000,000 | 2018/10/12 | 2019/04/08 | 12.50 |
| 66312 | Goldman Sachs SP (Asia) – AIA R Bull CBBC Jul 2019 A | 100,000,000 | 2018/10/12 | 2019/07/18 | 25.00 |
| 66256 | Goldman Sachs SP (Asia) – HKEX R Bull CBBC Jul 2019 C | 100,000,000 | 2018/10/12 | 2019/07/26 | 25.00 |
| 66575 | Goldman Sachs SP (Asia) – HKEX R Bear CBBC Jul 2019 A | 80,000,000 | 2018/10/12 | 2019/07/26 | 20.00 |
| 66311 | Goldman Sachs SP (Asia) – HSBC R Bull CBBC Sep 2019 M | 100,000,000 | 2018/10/12 | 2019/09/27 | 25.00 |
| 66248 | Goldman Sachs SP (Asia) – HSI R Bull CBBC Nov 2020 G | 200,000,000 | 2018/10/12 | 2020/11/27 | 50.00 |
| 66569 | Goldman Sachs SP (Asia) – HSI R Bull CBBC Nov 2020 I | 200,000,000 | 2018/10/12 | 2020/11/27 | 50.00 |
| 66570 | Goldman Sachs SP (Asia) – HSI R Bull CBBC Nov 2020 U | 200,000,000 | 2018/10/12 | 2020/11/27 | 50.00 |
| 66245 | Goldman Sachs SP (Asia) – HSI R Bull CBBC Nov 2020 Z | 200,000,000 | 2018/10/12 | 2020/11/27 | 50.00 |
| 66301 | Goldman Sachs SP (Asia) – HSI R Bear CBBC Feb 2019 B | 200,000,000 | 2018/10/12 | 2019/02/27 | 50.00 |
| 66303 | Goldman Sachs SP (Asia) – HSI R Bear CBBC Feb 2019 C | 200,000,000 | 2018/10/12 | 2019/02/27 | 50.00 |
| 66296 | Goldman Sachs SP (Asia) – HSI R Bear CBBC Feb 2019 Y | 200,000,000 | 2018/10/12 | 2019/02/27 | 50.00 |
| 66299 | Goldman Sachs SP (Asia) – HSI R Bear CBBC Feb 2019 Z | 200,000,000 | 2018/10/12 | 2019/02/27 | 50.00 |
| 66249 | Goldman Sachs SP (Asia) – Tencent R Bull CBBC Mar 2019 M | 100,000,000 | 2018/10/12 | 2019/03/08 | 25.00 |
| 66305 | Goldman Sachs SP (Asia) – Tencent R Bear CBBC Mar 2019 W | 80,000,000 | 2018/10/12 | 2019/03/11 | 20.00 |
| 66278 | HK Bank – CC Bank R Bull CBBC Apr 2019 B | 100,000,000 | 2018/10/12 | 2019/04/18 | 25.00 |
| 66277 | HK Bank – Sinopec Corp R Bear CBBC Apr 2019 A | 40,000,000 | 2018/10/12 | 2019/04/30 | 10.00 |
| 66275 | HK Bank – HKEX R Bear CBBC Mar 2019 E | 40,000,000 | 2018/10/12 | 2019/03/18 | 10.00 |
| 66291 | HK Bank – HSCEI R Bear CBBC Mar 2019 F | 50,000,000 | 2018/10/12 | 2019/03/28 | 12.50 |
| 66270 | HK Bank – HSI R Bull CBBC Jul 2019 I | 150,000,000 | 2018/10/12 | 2019/07/30 | 37.50 |
| 66284 | HK Bank – HSI R Bear CBBC Mar 2019 P | 150,000,000 | 2018/10/12 | 2019/03/28 | 37.50 |
| 66286 | HK Bank – HSI R Bear CBBC Mar 2019 Q | 100,000,000 | 2018/10/12 | 2019/03/28 | 25.00 |
| 66282 | HK Bank – ICBC R Bear CBBC Apr 2019 A | 50,000,000 | 2018/10/12 | 2019/04/18 | 12.50 |
| 66283 | HK Bank – Sino Biopharm R Bull CBBC May 2019 A | 40,000,000 | 2018/10/12 | 2019/05/31 | 10.00 |
| 66271 | HK Bank – Tencent R Bull CBBC Feb 2019 T | 60,000,000 | 2018/10/12 | 2019/02/28 | 15.00 |
| 66273 | HK Bank – Tencent R Bull CBBC Jun 2019 E | 50,000,000 | 2018/10/12 | 2019/06/03 | 35.00 |
| 66293 | HK Bank – Tencent R Bear CBBC Mar 2019 U | 50,000,000 | 2018/10/12 | 2019/03/08 | 12.50 |
| 66264 | Haitong Int'l Sec – HSI R Bull CBBC Nov 2019 J | 150,000,000 | 2018/10/12 | 2019/11/28 | 37.50 |
| 66265 | Haitong Int'l Sec – HSI R Bear CBBC Jan 2019 R | 150,000,000 | 2018/10/12 | 2019/01/30 | 37.50 |
| 66266 | Haitong Int'l Sec – HSI R Bear CBBC Jan 2019 S | 150,000,000 | 2018/10/12 | 2019/01/30 | 37.50 |
| 66267 | Haitong Int'l Sec – Sands China R Bull CBBC Mar 2019 A | 40,000,000 | 2018/10/12 | 2019/03/20 | 15.56 |
| 66268 | Haitong Int'l Sec – Sands China R Bear CBBC Mar 2019 A | 40,000,000 | 2018/10/12 | 2019/03/19 | 10.04 |
| 66262 | Haitong Int'l Sec – Tencent R Bull CBBC Mar 2019 G | 40,000,000 | 2018/10/12 | 2019/03/14 | 10.00 |
| 66269 | Haitong Int'l Sec – Tencent R Bull CBBC Apr 2019 A | 40,000,000 | 2018/10/12 | 2019/04/03 | 10.00 |
| 66263 | Haitong Int'l Sec – Tencent R Bear CBBC Apr 2019 H | 40,000,000 | 2018/10/12 | 2019/04/09 | 10.12 |
| 66459 | J P Morgan SP BV – HSI R Bull CBBC Sep 2020 B | 200,000,000 | 2018/10/12 | 2020/09/29 | 50.00 |
| 66468 | J P Morgan SP BV – HSI R Bull CBBC Sep 2020 C | 200,000,000 | 2018/10/12 | 2020/09/29 | 50.00 |
| 66463 | J P Morgan SP BV – HSI R Bull CBBC Oct 2020 C | 200,000,000 | 2018/10/12 | 2020/10/29 | 50.00 |
| 66438 | J P Morgan SP BV – HSI R Bull CBBC Oct 2020 L | 200,000,000 | 2018/10/12 | 2020/10/29 | 50.00 |

主板 可收回牛熊證

| 股份代號 | 牛熊證 | 上市時之發行單位 | 上市日期 | 到期日 | 集資金額 (百萬港元) |
|-------|--|-------------|------------|------------|-------------|
| 66439 | J P Morgan SP BV – HSI R Bull CBBC Oct 2020 Q | 200,000,000 | 2018/10/12 | 2020/10/29 | 50.00 |
| 66455 | J P Morgan SP BV – HSI R Bull CBBC Oct 2020 S | 200,000,000 | 2018/10/12 | 2020/10/29 | 50.00 |
| 66462 | J P Morgan SP BV – HSI R Bull CBBC Nov 2020 J | 200,000,000 | 2018/10/12 | 2020/11/27 | 50.00 |
| 66454 | J P Morgan SP BV – HSI R Bull CBBC Nov 2020 S | 200,000,000 | 2018/10/12 | 2020/11/27 | 50.00 |
| 66453 | J P Morgan SP BV – HSI R Bull CBBC Dec 2020 B | 200,000,000 | 2018/10/12 | 2020/12/30 | 50.00 |
| 66460 | J P Morgan SP BV – HSI R Bull CBBC Dec 2020 C | 200,000,000 | 2018/10/12 | 2020/12/30 | 50.00 |
| 66445 | J P Morgan SP BV – HSI R Bear CBBC Mar 2019 B | 200,000,000 | 2018/10/12 | 2019/03/28 | 50.00 |
| 66447 | J P Morgan SP BV – HSI R Bear CBBC Mar 2019 N | 200,000,000 | 2018/10/12 | 2019/03/28 | 50.00 |
| 66440 | J P Morgan SP BV – HSI R Bear CBBC Mar 2019 S | 200,000,000 | 2018/10/12 | 2019/03/28 | 50.00 |
| 66450 | J P Morgan SP BV – HSI R Bear CBBC Mar 2019 T | 200,000,000 | 2018/10/12 | 2019/03/28 | 50.00 |
| 66443 | J P Morgan SP BV – Tencent R Bull CBBC Feb 2019 P | 50,000,000 | 2018/10/12 | 2019/02/15 | 12.50 |
| 66444 | J P Morgan SP BV – Tencent R Bear CBBC Mar 2019 F | 50,000,000 | 2018/10/12 | 2019/03/08 | 12.50 |
| 66332 | Macquarie Bank Ltd. – Tencent R Bull CBBC Jan 2019 E | 28,800,000 | 2018/10/12 | 2019/01/31 | 10.02 |
| 66334 | Macquarie Bank Ltd. – Tencent R Bull CBBC Jan 2019 F | 30,900,000 | 2018/10/12 | 2019/01/24 | 10.01 |
| 66340 | Macquarie Bank Ltd. – Tencent R Bull CBBC Feb 2019 S | 27,400,000 | 2018/10/12 | 2019/02/11 | 10.00 |
| 66314 | Macquarie Bank Ltd. – Tencent R Bear CBBC Apr 2019 E | 16,600,000 | 2018/10/12 | 2019/04/15 | 10.01 |
| 66330 | Macquarie Bank Ltd. – Tencent R Bear CBBC Apr 2019 F | 14,600,000 | 2018/10/12 | 2019/04/11 | 10.02 |
| 66486 | SG Issuer – AAC Tech R Bear CBBC Mar 2019 A | 40,000,000 | 2018/10/12 | 2019/03/13 | 10.00 |
| 66521 | SG Issuer – China Mobile R Bull CBBC Jul 2019 C | 100,000,000 | 2018/10/12 | 2019/07/10 | 25.00 |
| 66519 | SG Issuer – China Mobile R Bear CBBC Apr 2019 B | 100,000,000 | 2018/10/12 | 2019/04/15 | 25.00 |
| 66489 | SG Issuer – CNOOC R Bull CBBC Jul 2019 B | 40,000,000 | 2018/10/12 | 2019/07/22 | 10.00 |
| 66469 | SG Issuer – Galaxy Ent R Bull CBBC May 2019 M | 100,000,000 | 2018/10/12 | 2019/05/28 | 25.00 |
| 66512 | SG Issuer – HSI R Bull CBBC Oct 2020 G | 200,000,000 | 2018/10/12 | 2020/10/29 | 52.00 |
| 66513 | SG Issuer – HSI R Bull CBBC Oct 2020 H | 200,000,000 | 2018/10/12 | 2020/10/29 | 50.00 |
| 66515 | SG Issuer – HSI R Bull CBBC Oct 2020 N | 200,000,000 | 2018/10/12 | 2020/10/29 | 50.00 |
| 66508 | SG Issuer – HSI R Bull CBBC Oct 2020 P | 200,000,000 | 2018/10/12 | 2020/10/29 | 68.00 |
| 66478 | SG Issuer – HSI R Bull CBBC Nov 2020 B | 200,000,000 | 2018/10/12 | 2020/11/27 | 50.00 |
| 66484 | SG Issuer – HSI R Bull CBBC Dec 2020 K | 200,000,000 | 2018/10/12 | 2020/12/30 | 50.00 |
| 66518 | SG Issuer – HSI R Bull CBBC Dec 2020 T | 200,000,000 | 2018/10/12 | 2020/12/30 | 50.00 |
| 66491 | SG Issuer – HSI R Bear CBBC Jan 2019 Z | 200,000,000 | 2018/10/12 | 2019/01/30 | 50.00 |
| 66496 | SG Issuer – HSI R Bear CBBC Feb 2019 E | 200,000,000 | 2018/10/12 | 2019/02/27 | 50.00 |
| 66493 | SG Issuer – HSI R Bear CBBC Mar 2019 L | 200,000,000 | 2018/10/12 | 2019/03/28 | 50.00 |
| 66497 | SG Issuer – HSI R Bear CBBC Mar 2019 S | 200,000,000 | 2018/10/12 | 2019/03/28 | 50.00 |
| 66500 | SG Issuer – HSI R Bear CBBC Mar 2019 T | 200,000,000 | 2018/10/12 | 2019/03/28 | 50.00 |
| 66470 | SG Issuer – Tencent R Bull CBBC Mar 2019 E | 80,000,000 | 2018/10/12 | 2019/03/04 | 20.00 |
| 66471 | SG Issuer – Tencent R Bull CBBC Mar 2019 F | 80,000,000 | 2018/10/12 | 2019/03/05 | 20.00 |
| 66474 | SG Issuer – Tencent R Bull CBBC Mar 2019 G | 80,000,000 | 2018/10/12 | 2019/03/08 | 20.00 |
| 66523 | SG Issuer – Tencent R Bull CBBC Mar 2019 H | 80,000,000 | 2018/10/12 | 2019/03/12 | 20.00 |
| 66490 | SG Issuer – Tencent R Bear CBBC Mar 2019 I | 80,000,000 | 2018/10/12 | 2019/03/26 | 20.00 |
| 66399 | UBS AG – AIA R Bull CBBC Apr 2019 A | 60,000,000 | 2018/10/12 | 2019/04/15 | 15.00 |
| 66395 | UBS AG – China Mobile R Bull CBBC Mar 2019 A | 80,000,000 | 2018/10/12 | 2019/03/25 | 20.00 |
| 66394 | UBS AG – CNOOC R Bear CBBC Mar 2019 B | 40,000,000 | 2018/10/12 | 2019/03/25 | 10.00 |
| 66381 | UBS AG – Sinopec Corp R Bull CBBC Mar 2019 A | 50,000,000 | 2018/10/12 | 2019/03/18 | 12.50 |
| 66398 | UBS AG – CSPC Pharma R Bull CBBC Mar 2019 B | 40,000,000 | 2018/10/12 | 2019/03/04 | 10.00 |
| 66384 | UBS AG – HKEX R Bull CBBC Mar 2019 D | 50,000,000 | 2018/10/12 | 2019/03/20 | 12.50 |

主板 可收回牛熊證

| 股份代號 | 牛熊證 | 上市時之發行單位 | 上市日期 | 到期日 | 集資金額 (百萬港元) |
|-------|---|-------------|------------|------------|----------------|
| 66386 | UBS AG – HKEX R Bull CBBC Mar 2019 E | 50,000,000 | 2018/10/12 | 2019/03/27 | 12.75 |
| 66380 | UBS AG – HSBC R Bull CBBC Jun 2019 E | 50,000,000 | 2018/10/12 | 2019/06/19 | 12.50 |
| 66356 | UBS AG – HSI R Bull CBBC Nov 2019 U | 200,000,000 | 2018/10/12 | 2019/11/28 | 50.00 |
| 66360 | UBS AG – HSI R Bull CBBC Nov 2020 T | 200,000,000 | 2018/10/12 | 2020/11/27 | 50.00 |
| 66429 | UBS AG – HSI R Bear CBBC Jan 2019 R | 200,000,000 | 2018/10/12 | 2019/01/30 | 50.00 |
| 66418 | UBS AG – HSI R Bear CBBC Feb 2019 T | 200,000,000 | 2018/10/12 | 2019/02/27 | 50.00 |
| 66419 | UBS AG – HSI R Bear CBBC Mar 2019 C | 300,000,000 | 2018/10/12 | 2019/03/28 | 75.00 |
| 66431 | UBS AG – HSI R Bear CBBC Mar 2019 D | 300,000,000 | 2018/10/12 | 2019/03/28 | 75.00 |
| 66400 | UBS AG – ICBC R Bear CBBC Mar 2019 A | 50,000,000 | 2018/10/12 | 2019/03/18 | 12.50 |
| 66390 | UBS AG – PetroChina R Bear CBBC Mar 2019 C | 60,000,000 | 2018/10/12 | 2019/03/20 | 15.00 |
| 66415 | UBS AG – Ping An R Bear CBBC Apr 2019 A | 100,000,000 | 2018/10/12 | 2019/04/08 | 25.00 |
| 66401 | UBS AG – Sands China R Bull CBBC Jul 2019 A | 40,000,000 | 2018/10/12 | 2019/07/08 | 10.00 |
| 66402 | UBS AG – Sands China R Bull CBBC Jul 2019 B | 40,000,000 | 2018/10/12 | 2019/07/15 | 10.00 |
| 66414 | UBS AG – Sands China R Bear CBBC Mar 2019 A | 40,000,000 | 2018/10/12 | 2019/03/25 | 10.00 |
| 66408 | UBS AG – Sands China R Bear CBBC Apr 2019 A | 40,000,000 | 2018/10/12 | 2019/04/29 | 10.00 |
| 66416 | UBS AG – Sunny Optical R Bull CBBC Mar 2019 A | 40,000,000 | 2018/10/12 | 2019/03/18 | 10.00 |
| 66417 | UBS AG – Sunny Optical R Bear CBBC Mar 2019 A | 40,000,000 | 2018/10/12 | 2019/03/11 | 10.00 |
| 66374 | UBS AG – Tencent R Bull CBBC Feb 2019 P | 40,000,000 | 2018/10/12 | 2019/02/20 | 10.00 |
| 66378 | UBS AG – Tencent R Bull CBBC Mar 2019 V | 40,000,000 | 2018/10/12 | 2019/03/01 | 10.00 |
| 66377 | UBS AG – Tencent R Bull CBBC Apr 2019 N | 40,000,000 | 2018/10/12 | 2019/04/08 | 10.00 |
| 66387 | UBS AG – Tencent R Bear CBBC Apr 2019 B | 40,000,000 | 2018/10/12 | 2019/04/01 | 10.00 |
| 66389 | UBS AG – Tencent R Bear CBBC Apr 2019 C | 40,000,000 | 2018/10/12 | 2019/04/08 | 10.00 |
| 66229 | Bank Vontobel – AIA R Bear CBBC Jul 2019 A | 40,000,000 | 2018/10/12 | 2019/07/12 | 10.00 |
| 66232 | Bank Vontobel – CC Bank R Bull CBBC Aug 2019 C | 40,000,000 | 2018/10/12 | 2019/08/09 | 10.00 |
| 66218 | Bank Vontobel – Sinopec Corp R Bull CBBC Jul 2019 B | 40,000,000 | 2018/10/12 | 2019/07/05 | 10.00 |
| 66223 | Bank Vontobel – Galaxy Ent R Bull CBBC Jul 2019 A | 40,000,000 | 2018/10/12 | 2019/07/12 | 10.00 |
| 66225 | Bank Vontobel – Galaxy Ent R Bear CBBC Jun 2019 A | 40,000,000 | 2018/10/12 | 2019/06/21 | 10.00 |
| 66237 | Bank Vontobel – HKEX R Bear CBBC Jun 2019 B | 40,000,000 | 2018/10/12 | 2019/06/21 | 10.00 |
| 66212 | Bank Vontobel – HSI N Bear CBBC Feb 2019 J | 80,000,000 | 2018/10/12 | 2019/02/27 | 20.00 |
| 66213 | Bank Vontobel – HSI N Bear CBBC Feb 2019 K | 80,000,000 | 2018/10/12 | 2019/02/27 | 20.00 |
| 66217 | Bank Vontobel – HSI N Bull CBBC Apr 2019 L | 80,000,000 | 2018/10/12 | 2019/04/29 | 20.00 |
| 66208 | Bank Vontobel – HSI R Bear CBBC Feb 2019 I | 80,000,000 | 2018/10/12 | 2019/02/27 | 20.00 |
| 66241 | Bank Vontobel – Tencent R Bull CBBC Jun 2019 G | 40,000,000 | 2018/10/12 | 2019/06/21 | 10.00 |
| 66243 | Bank Vontobel – Tencent R Bear CBBC Jun 2019 A | 40,000,000 | 2018/10/12 | 2019/06/14 | 10.00 |
| 66639 | BOCI Asia Ltd. – Galaxy Ent R Bear CBBC Apr 2019 A | 50,000,000 | 2018/10/15 | 2019/04/01 | 12.50 |
| 66638 | BOCI Asia Ltd. – HKEX R Bear CBBC Feb 2019 A | 40,000,000 | 2018/10/15 | 2019/02/25 | 10.00 |
| 66636 | BOCI Asia Ltd. – Sunny Optical R Bull CBBC Feb 2019 A | 40,000,000 | 2018/10/15 | 2019/02/18 | 10.08 |
| 66629 | BOCI Asia Ltd. – Tencent R Bull CBBC Feb 2019 A | 40,000,000 | 2018/10/15 | 2019/02/11 | 18.76 |
| 66631 | BOCI Asia Ltd. – Tencent R Bull CBBC Feb 2019 B | 40,000,000 | 2018/10/15 | 2019/02/25 | 22.88 |
| 66687 | BNP Paribas Issuance B.V. – CC Bank R Bull CBBC Sep 2019 M | 100,000,000 | 2018/10/15 | 2019/09/27 | 25.00 |
| 66690 | BNP Paribas Issuance B.V. – CC Bank R Bull CBBC Sep 2019 N | 100,000,000 | 2018/10/15 | 2019/09/27 | 25.00 |
| 66692 | BNP Paribas Issuance B.V. – Galaxy Ent R Bull CBBC Nov 2019 P | 150,000,000 | 2018/10/15 | 2019/11/28 | 37.50 |
| 66693 | BNP Paribas Issuance B.V. – HKEX R Bull CBBC May 2019 S | 50,000,000 | 2018/10/15 | 2019/05/30 | 17.50 |
| 67010 | BNP Paribas Issuance B.V. – HSI R Bull CBBC Nov 2019 C | 250,000,000 | 2018/10/15 | 2019/11/28 | 62.50 |
| 66681 | BNP Paribas Issuance B.V. – HSI R Bull CBBC Nov 2019 Y | 250,000,000 | 2018/10/15 | 2019/11/28 | 62.50 |

主板 可收回牛熊證

| 股份代號 | 牛熊證 | 上市時之發行單位 | 上市日期 | 到期日 | 集資金額 (百萬港元) |
|-------|---|-------------|------------|------------|-------------|
| 66999 | BNP Paribas Issuance B.V. – HSI R Bear CBBC Mar 2019 A | 250,000,000 | 2018/10/15 | 2019/03/28 | 62.50 |
| 67003 | BNP Paribas Issuance B.V. – HSI R Bear CBBC Mar 2019 B | 250,000,000 | 2018/10/15 | 2019/03/28 | 62.50 |
| 67009 | BNP Paribas Issuance B.V. – HSI R Bear CBBC Mar 2019 C | 250,000,000 | 2018/10/15 | 2019/03/28 | 62.50 |
| 66695 | BNP Paribas Issuance B.V. – Ping An R Bear CBBC Aug 2019 J | 200,000,000 | 2018/10/15 | 2019/08/29 | 50.00 |
| 66683 | BNP Paribas Issuance B.V. – Tencent R Bull CBBC Jun 2019 Y | 50,000,000 | 2018/10/15 | 2019/06/27 | 20.00 |
| 66686 | BNP Paribas Issuance B.V. – Tencent R Bull CBBC Jun 2019 Z | 50,000,000 | 2018/10/15 | 2019/06/27 | 12.50 |
| 66685 | BNP Paribas Issuance B.V. – Tencent R Bull CBBC Jul 2019 N | 50,000,000 | 2018/10/15 | 2019/07/30 | 22.50 |
| 67072 | Credit Suisse AG – China Mobile R Bull CBBC Jun 2019 A | 70,000,000 | 2018/10/15 | 2019/06/27 | 17.50 |
| 67073 | Credit Suisse AG – China Mobile R Bear CBBC Mar 2019 A | 50,000,000 | 2018/10/15 | 2019/03/28 | 12.50 |
| 67074 | Credit Suisse AG – CC Bank R Bull CBBC Jul 2019 B | 70,000,000 | 2018/10/15 | 2019/07/30 | 17.50 |
| 67054 | Credit Suisse AG – HKEX R Bear CBBC Mar 2019 B | 50,000,000 | 2018/10/15 | 2019/03/28 | 12.50 |
| 67052 | Credit Suisse AG – HSBC R Bull CBBC Mar 2019 E | 70,000,000 | 2018/10/15 | 2019/03/28 | 17.50 |
| 67014 | Credit Suisse AG – HSI R Bull CBBC Sep 2020 X | 200,000,000 | 2018/10/15 | 2020/09/29 | 50.00 |
| 67029 | Credit Suisse AG – HSI R Bull CBBC Sep 2020 Y | 200,000,000 | 2018/10/15 | 2020/09/29 | 50.00 |
| 67042 | Credit Suisse AG – HSI R Bull CBBC Sep 2020 Z | 200,000,000 | 2018/10/15 | 2020/09/29 | 50.00 |
| 67017 | Credit Suisse AG – HSI R Bull CBBC Nov 2020 O | 200,000,000 | 2018/10/15 | 2020/11/27 | 50.00 |
| 67045 | Credit Suisse AG – HSI R Bull CBBC Nov 2020 P | 200,000,000 | 2018/10/15 | 2020/11/27 | 50.00 |
| 67049 | Credit Suisse AG – HSI R Bull CBBC Nov 2020 Q | 200,000,000 | 2018/10/15 | 2020/11/27 | 50.00 |
| 67050 | Credit Suisse AG – HSI R Bull CBBC Dec 2020 J | 200,000,000 | 2018/10/15 | 2020/12/30 | 50.00 |
| 67086 | Credit Suisse AG – HSI R Bear CBBC Jan 2019 S | 200,000,000 | 2018/10/15 | 2019/01/30 | 50.00 |
| 67087 | Credit Suisse AG – HSI R Bear CBBC Feb 2019 T | 200,000,000 | 2018/10/15 | 2019/02/27 | 50.00 |
| 67088 | Credit Suisse AG – HSI R Bear CBBC Mar 2019 M | 200,000,000 | 2018/10/15 | 2019/03/28 | 50.00 |
| 67089 | Credit Suisse AG – HSI R Bear CBBC Mar 2019 N | 300,000,000 | 2018/10/15 | 2019/03/28 | 75.00 |
| 67080 | Credit Suisse AG – ICBC R Bull CBBC Jul 2019 B | 70,000,000 | 2018/10/15 | 2019/07/30 | 17.50 |
| 67036 | Credit Suisse AG – Ping An R Bull CBBC Mar 2019 F | 80,000,000 | 2018/10/15 | 2019/03/08 | 20.00 |
| 67075 | Credit Suisse AG – Sunny Optical R Bull CBBC Jun 2019 A | 40,000,000 | 2018/10/15 | 2019/06/27 | 10.00 |
| 67035 | Credit Suisse AG – Tencent R Bull CBBC Apr 2019 H | 50,000,000 | 2018/10/15 | 2019/04/12 | 12.50 |
| 67059 | Credit Suisse AG – Tencent R Bull CBBC May 2019 A | 50,000,000 | 2018/10/15 | 2019/05/30 | 15.50 |
| 67064 | Credit Suisse AG – Tencent R Bull CBBC Jun 2019 A | 50,000,000 | 2018/10/15 | 2019/06/27 | 22.50 |
| 67082 | Credit Suisse AG – Tencent R Bear CBBC Mar 2019 H | 50,000,000 | 2018/10/15 | 2019/03/08 | 12.50 |
| 67101 | Goldman Sachs SP (Asia) – CC Bank R Bull CBBC Jun 2019 L | 100,000,000 | 2018/10/15 | 2019/06/25 | 25.00 |
| 67098 | Goldman Sachs SP (Asia) – Galaxy Ent R Bull CBBC Jul 2019 I | 100,000,000 | 2018/10/15 | 2019/07/26 | 25.00 |
| 66704 | Goldman Sachs SP (Asia) – HKEX R Bull CBBC Jul 2019 E | 100,000,000 | 2018/10/15 | 2019/07/26 | 25.00 |
| 67096 | Goldman Sachs SP (Asia) – HSI R Bull CBBC Nov 2020 F | 200,000,000 | 2018/10/15 | 2020/11/27 | 50.00 |
| 67097 | Goldman Sachs SP (Asia) – HSI R Bull CBBC Nov 2020 N | 200,000,000 | 2018/10/15 | 2020/11/27 | 50.00 |
| 67099 | Goldman Sachs SP (Asia) – HSI R Bull CBBC Nov 2020 O | 200,000,000 | 2018/10/15 | 2020/11/27 | 50.00 |
| 66576 | Goldman Sachs SP (Asia) – HSI R Bull CBBC Nov 2020 W | 200,000,000 | 2018/10/15 | 2020/11/27 | 50.00 |
| 66577 | Goldman Sachs SP (Asia) – HSI R Bull CBBC Nov 2020 Y | 200,000,000 | 2018/10/15 | 2020/11/27 | 50.00 |
| 66796 | Goldman Sachs SP (Asia) – HSI R Bear CBBC Feb 2019 D | 200,000,000 | 2018/10/15 | 2019/02/27 | 50.00 |
| 66795 | Goldman Sachs SP (Asia) – HSI R Bear CBBC Feb 2019 E | 200,000,000 | 2018/10/15 | 2019/02/27 | 50.00 |
| 66798 | Goldman Sachs SP (Asia) – HSI R Bear CBBC Feb 2019 F | 200,000,000 | 2018/10/15 | 2019/02/27 | 50.00 |
| 66806 | Goldman Sachs SP (Asia) – HSI R Bear CBBC Feb 2019 G | 200,000,000 | 2018/10/15 | 2019/02/27 | 50.00 |
| 66801 | Goldman Sachs SP (Asia) – HSI R Bear CBBC Feb 2019 K | 200,000,000 | 2018/10/15 | 2019/02/27 | 50.00 |
| 66700 | Goldman Sachs SP (Asia) – Ping An R Bull CBBC Jul 2019 L | 100,000,000 | 2018/10/15 | 2019/07/25 | 25.00 |
| 66578 | Goldman Sachs SP (Asia) – Tencent R Bull CBBC Mar 2019 A | 100,000,000 | 2018/10/15 | 2019/03/08 | 25.00 |

主板 可收回牛熊證

| 股份代號 | 牛熊證 | 上市時之發行單位 | 上市日期 | 到期日 | 集資金額 (百萬港元) |
|-------|---|-------------|------------|------------|----------------|
| 66594 | HK Bank – Galaxy Ent R Bear CBBC Jun 2019 A | 40,000,000 | 2018/10/15 | 2019/06/17 | 10.00 |
| 66582 | HK Bank – HKEX R Bear CBBC Mar 2019 F | 40,000,000 | 2018/10/15 | 2019/03/11 | 10.00 |
| 66595 | HK Bank – HSI R Bull CBBC Sep 2019 D | 150,000,000 | 2018/10/15 | 2019/09/27 | 37.50 |
| 66601 | HK Bank – HSI R Bear CBBC Mar 2019 R | 150,000,000 | 2018/10/15 | 2019/03/28 | 37.50 |
| 66603 | HK Bank – HSI R Bear CBBC Mar 2019 S | 100,000,000 | 2018/10/15 | 2019/03/28 | 25.00 |
| 66592 | HK Bank – Sunny Optical R Bull CBBC Apr 2019 C | 40,000,000 | 2018/10/15 | 2019/04/30 | 10.00 |
| 66607 | HK Bank – Tencent R Bull CBBC Apr 2019 L | 60,000,000 | 2018/10/15 | 2019/04/23 | 15.00 |
| 66606 | HK Bank – Tencent R Bull CBBC Jun 2019 F | 50,000,000 | 2018/10/15 | 2019/06/17 | 30.00 |
| 66610 | HK Bank – Tencent R Bear CBBC Mar 2019 V | 50,000,000 | 2018/10/15 | 2019/03/14 | 12.50 |
| 66666 | Haitong Int'l Sec – Galaxy Ent R Bull CBBC May 2019 B | 180,000,000 | 2018/10/15 | 2019/05/14 | 45.18 |
| 66674 | Haitong Int'l Sec – Galaxy Ent R Bear CBBC Mar 2019 A | 180,000,000 | 2018/10/15 | 2019/03/29 | 45.18 |
| 66746 | Haitong Int'l Sec – HSI R Bear CBBC Jan 2019 T | 120,000,000 | 2018/10/15 | 2019/01/30 | 30.00 |
| 66745 | Haitong Int'l Sec – HSI R Bear CBBC Feb 2019 E | 120,000,000 | 2018/10/15 | 2019/02/27 | 30.00 |
| 66747 | Haitong Int'l Sec – HSI R Bear CBBC Feb 2019 F | 120,000,000 | 2018/10/15 | 2019/02/27 | 30.00 |
| 66669 | Haitong Int'l Sec – Tencent R Bull CBBC Mar 2019 H | 40,000,000 | 2018/10/15 | 2019/03/07 | 14.00 |
| 66680 | Haitong Int'l Sec – Tencent R Bear CBBC Mar 2019 B | 40,000,000 | 2018/10/15 | 2019/03/22 | 10.00 |
| 66767 | J P Morgan SP BV – HSCEI R Bull CBBC Oct 2020 B | 100,000,000 | 2018/10/15 | 2020/10/29 | 25.00 |
| 66768 | J P Morgan SP BV – HSCEI R Bull CBBC Nov 2020 A | 100,000,000 | 2018/10/15 | 2020/11/27 | 25.00 |
| 66763 | J P Morgan SP BV – HSCEI R Bear CBBC Apr 2019 K | 100,000,000 | 2018/10/15 | 2019/04/29 | 25.00 |
| 66766 | J P Morgan SP BV – HSCEI R Bear CBBC Apr 2019 L | 100,000,000 | 2018/10/15 | 2019/04/29 | 25.00 |
| 66755 | J P Morgan SP BV – HSI R Bull CBBC Oct 2020 O | 200,000,000 | 2018/10/15 | 2020/10/29 | 50.00 |
| 66748 | J P Morgan SP BV – HSI R Bull CBBC Nov 2020 Y | 200,000,000 | 2018/10/15 | 2020/11/27 | 50.00 |
| 66749 | J P Morgan SP BV – HSI R Bull CBBC Dec 2020 O | 200,000,000 | 2018/10/15 | 2020/12/30 | 50.00 |
| 66759 | J P Morgan SP BV – HSI R Bear CBBC Mar 2019 C | 200,000,000 | 2018/10/15 | 2019/03/28 | 50.00 |
| 66760 | J P Morgan SP BV – HSI R Bear CBBC Mar 2019 D | 200,000,000 | 2018/10/15 | 2019/03/28 | 50.00 |
| 66757 | J P Morgan SP BV – HSI R Bear CBBC Mar 2019 U | 200,000,000 | 2018/10/15 | 2019/03/28 | 50.00 |
| 66761 | J P Morgan SP BV – HSI R Bear CBBC Mar 2019 V | 200,000,000 | 2018/10/15 | 2019/03/28 | 50.00 |
| 66792 | J P Morgan SP BV – Ping An R Bear CBBC Mar 2019 A | 100,000,000 | 2018/10/15 | 2019/03/15 | 25.00 |
| 66787 | J P Morgan SP BV – Sunny Optical R Bull CBBC Feb 2019 B | 40,000,000 | 2018/10/15 | 2019/02/15 | 10.00 |
| 66791 | J P Morgan SP BV – Sunny Optical R Bear CBBC Mar 2019 B | 40,000,000 | 2018/10/15 | 2019/03/15 | 10.00 |
| 66752 | J P Morgan SP BV – Tencent R Bull CBBC Feb 2019 Q | 50,000,000 | 2018/10/15 | 2019/02/15 | 12.50 |
| 66784 | J P Morgan SP BV – Tencent R Bull CBBC Feb 2019 R | 50,000,000 | 2018/10/15 | 2019/02/15 | 14.10 |
| 66785 | J P Morgan SP BV – Tencent R Bull CBBC Feb 2019 S | 50,000,000 | 2018/10/15 | 2019/02/08 | 17.60 |
| 66769 | J P Morgan SP BV – Tencent R Bear CBBC Feb 2019 P | 50,000,000 | 2018/10/15 | 2019/02/15 | 12.50 |
| 66780 | J P Morgan SP BV – Tencent R Bear CBBC Feb 2019 Q | 50,000,000 | 2018/10/15 | 2019/02/08 | 12.50 |
| 66781 | J P Morgan SP BV – Tencent R Bear CBBC Mar 2019 G | 50,000,000 | 2018/10/15 | 2019/03/08 | 12.50 |
| 66614 | Macquarie Bank Ltd. – Tencent R Bull CBBC Mar 2019 A | 19,500,000 | 2018/10/15 | 2019/03/12 | 10.02 |
| 66620 | Macquarie Bank Ltd. – Tencent R Bull CBBC Mar 2019 B | 22,500,000 | 2018/10/15 | 2019/03/04 | 10.01 |
| 66622 | Macquarie Bank Ltd. – Tencent R Bull CBBC Mar 2019 C | 23,600,000 | 2018/10/15 | 2019/03/08 | 10.03 |
| 66623 | Macquarie Bank Ltd. – Tencent R Bear CBBC Mar 2019 B | 19,800,000 | 2018/10/15 | 2019/03/26 | 10.04 |
| 66952 | SG Issuer – AIA R Bear CBBC Mar 2019 C | 60,000,000 | 2018/10/15 | 2019/03/13 | 15.00 |
| 66849 | SG Issuer – CC Bank R Bear CBBC May 2019 A | 100,000,000 | 2018/10/15 | 2019/05/10 | 25.00 |
| 66857 | SG Issuer – Geely Auto R Bear CBBC Feb 2019 B | 40,000,000 | 2018/10/15 | 2019/02/18 | 10.00 |
| 66850 | SG Issuer – Galaxy Ent R Bull CBBC Jun 2019 N | 100,000,000 | 2018/10/15 | 2019/06/10 | 25.00 |
| 66855 | SG Issuer – Galaxy Ent R Bear CBBC Jul 2019 G | 100,000,000 | 2018/10/15 | 2019/07/16 | 25.00 |

主板 可收回牛熊證

| 股份 代號 | 牛熊證 | 上市時之 發行單位 | 上市日期 | 到期日 | 集資金額 (百萬港元) |
|----------|--|--------------|------------|------------|----------------|
| 66809 | SG Issuer – HKEX R Bull CBBC Jun 2019 Q | 50,000,000 | 2018/10/15 | 2019/06/27 | 12.50 |
| 66858 | SG Issuer – HKEX R Bull CBBC Jun 2019 R | 50,000,000 | 2018/10/15 | 2019/06/25 | 12.50 |
| 66956 | SG Issuer – HKEX R Bull CBBC Jun 2019 S | 50,000,000 | 2018/10/15 | 2019/06/10 | 14.25 |
| 66955 | SG Issuer – HKEX R Bear CBBC Mar 2019 G | 50,000,000 | 2018/10/15 | 2019/03/22 | 12.50 |
| 66991 | SG Issuer – HSCEI R Bull CBBC Sep 2020 H | 100,000,000 | 2018/10/15 | 2020/09/29 | 25.00 |
| 66992 | SG Issuer – HSCEI R Bull CBBC Sep 2020 I | 100,000,000 | 2018/10/15 | 2020/09/29 | 25.00 |
| 66982 | SG Issuer – HSCEI R Bear CBBC Mar 2019 B | 100,000,000 | 2018/10/15 | 2019/03/28 | 25.00 |
| 66911 | SG Issuer – HSI R Bull CBBC Aug 2020 D | 200,000,000 | 2018/10/15 | 2020/08/28 | 63.00 |
| 66917 | SG Issuer – HSI R Bull CBBC Sep 2020 F | 200,000,000 | 2018/10/15 | 2020/09/29 | 50.00 |
| 66925 | SG Issuer – HSI R Bull CBBC Sep 2020 K | 200,000,000 | 2018/10/15 | 2020/09/29 | 50.00 |
| 66912 | SG Issuer – HSI R Bull CBBC Sep 2020 Z | 200,000,000 | 2018/10/15 | 2020/09/29 | 50.00 |
| 66947 | SG Issuer – HSI R Bull CBBC Oct 2020 B | 200,000,000 | 2018/10/15 | 2020/10/29 | 50.00 |
| 66951 | SG Issuer – HSI R Bull CBBC Oct 2020 F | 200,000,000 | 2018/10/15 | 2020/10/29 | 50.00 |
| 66934 | SG Issuer – HSI R Bull CBBC Oct 2020 Q | 200,000,000 | 2018/10/15 | 2020/10/29 | 50.00 |
| 66828 | SG Issuer – HSI R Bull CBBC Nov 2020 E | 200,000,000 | 2018/10/15 | 2020/11/27 | 50.00 |
| 66830 | SG Issuer – HSI R Bull CBBC Nov 2020 P | 200,000,000 | 2018/10/15 | 2020/11/27 | 50.00 |
| 66846 | SG Issuer – HSI R Bull CBBC Nov 2020 T | 200,000,000 | 2018/10/15 | 2020/11/27 | 50.00 |
| 66847 | SG Issuer – HSI R Bull CBBC Dec 2020 U | 200,000,000 | 2018/10/15 | 2020/12/30 | 50.00 |
| 66848 | SG Issuer – HSI R Bull CBBC Dec 2020 Z | 200,000,000 | 2018/10/15 | 2020/12/30 | 50.00 |
| 66891 | SG Issuer – HSI R Bear CBBC Jan 2019 J | 200,000,000 | 2018/10/15 | 2019/01/30 | 50.00 |
| 66893 | SG Issuer – HSI R Bear CBBC Jan 2019 L | 200,000,000 | 2018/10/15 | 2019/01/30 | 50.00 |
| 66892 | SG Issuer – HSI R Bear CBBC Jan 2019 S | 200,000,000 | 2018/10/15 | 2019/01/30 | 50.00 |
| 66896 | SG Issuer – HSI R Bear CBBC Feb 2019 J | 200,000,000 | 2018/10/15 | 2019/02/27 | 50.00 |
| 66900 | SG Issuer – HSI R Bear CBBC Feb 2019 K | 200,000,000 | 2018/10/15 | 2019/02/27 | 50.00 |
| 66906 | SG Issuer – HSI R Bear CBBC Feb 2019 L | 200,000,000 | 2018/10/15 | 2019/02/27 | 50.00 |
| 66910 | SG Issuer – HSI R Bear CBBC Mar 2019 U | 200,000,000 | 2018/10/15 | 2019/03/28 | 50.00 |
| 66864 | SG Issuer – ICBC R Bear CBBC Apr 2019 A | 60,000,000 | 2018/10/15 | 2019/04/29 | 15.00 |
| 66815 | SG Issuer – Ping An R Bull CBBC Mar 2019 H | 100,000,000 | 2018/10/15 | 2019/03/08 | 25.00 |
| 66966 | SG Issuer – Ping An R Bear CBBC Apr 2019 F | 100,000,000 | 2018/10/15 | 2019/04/15 | 25.00 |
| 66867 | SG Issuer – Sands R Bear CBBC Jul 2019 B | 80,000,000 | 2018/10/15 | 2019/07/10 | 20.00 |
| 66870 | SG Issuer – SUNAC R Bull CBBC May 2020 A | 80,000,000 | 2018/10/15 | 2020/05/13 | 20.00 |
| 66876 | SG Issuer – Sunny Optical R Bear CBBC Mar 2019 A | 40,000,000 | 2018/10/15 | 2019/03/28 | 10.00 |
| 66817 | SG Issuer – Tencent R Bull CBBC Jan 2019 V | 80,000,000 | 2018/10/15 | 2019/01/31 | 20.00 |
| 66819 | SG Issuer – Tencent R Bull CBBC Feb 2019 B | 80,000,000 | 2018/10/15 | 2019/02/21 | 20.00 |
| 66890 | SG Issuer – Tencent R Bull CBBC Mar 2019 I | 80,000,000 | 2018/10/15 | 2019/03/07 | 20.00 |
| 66971 | SG Issuer – Tencent R Bull CBBC Mar 2019 J | 80,000,000 | 2018/10/15 | 2019/03/13 | 20.00 |
| 66973 | SG Issuer – Tencent R Bear CBBC Mar 2019 J | 80,000,000 | 2018/10/15 | 2019/03/25 | 20.00 |
| 66981 | SG Issuer – Tencent R Bear CBBC Apr 2019 C | 80,000,000 | 2018/10/15 | 2019/04/15 | 20.00 |
| 66877 | SG Issuer – Tracker Fund R Bull CBBC Dec 2019 A | 100,000,000 | 2018/10/15 | 2019/12/12 | 25.00 |
| 66887 | SG Issuer – Tracker Fund R Bull CBBC Dec 2019 B | 100,000,000 | 2018/10/15 | 2019/12/23 | 25.00 |
| 66719 | UBS AG – Bank of China R Bull CBBC Aug 2019 B | 60,000,000 | 2018/10/15 | 2019/08/30 | 15.00 |
| 66720 | UBS AG – CC Bank R Bull CBBC Aug 2019 A | 80,000,000 | 2018/10/15 | 2019/08/30 | 20.00 |
| 66728 | UBS AG – CSOP A50 ETF R Bull CBBC Apr 2019 B | 50,000,000 | 2018/10/15 | 2019/04/29 | 12.50 |
| 66708 | UBS AG – HSI R Bull CBBC Dec 2019 A | 200,000,000 | 2018/10/15 | 2019/12/30 | 50.00 |
| 66731 | UBS AG – HSI R Bull CBBC Oct 2020 D | 200,000,000 | 2018/10/15 | 2020/10/29 | 50.00 |

主板 可收回牛熊證

| 股份代號 | 牛熊證 | 上市時之發行單位 | 上市日期 | 到期日 | 集資金額 (百萬港元) |
|-------|--|-------------|------------|------------|----------------|
| 66716 | UBS AG – HSI R Bull CBBC Dec 2020 W | 200,000,000 | 2018/10/15 | 2020/12/30 | 50.00 |
| 66734 | UBS AG – HSI R Bear CBBC Jan 2019 U | 200,000,000 | 2018/10/15 | 2019/01/30 | 50.00 |
| 66739 | UBS AG – HSI R Bear CBBC Jan 2019 V | 200,000,000 | 2018/10/15 | 2019/01/30 | 50.00 |
| 66736 | UBS AG – HSI R Bear CBBC Feb 2019 U | 200,000,000 | 2018/10/15 | 2019/02/27 | 50.00 |
| 66741 | UBS AG – HSI R Bear CBBC Feb 2019 V | 200,000,000 | 2018/10/15 | 2019/02/27 | 50.00 |
| 66742 | UBS AG – HSI R Bear CBBC Mar 2019 E | 200,000,000 | 2018/10/15 | 2019/03/28 | 50.00 |
| 66740 | UBS AG – HSI R Bear CBBC Apr 2019 A | 300,000,000 | 2018/10/15 | 2019/04/29 | 75.00 |
| 66717 | UBS AG – Tencent R Bull CBBC Feb 2019 Q | 40,000,000 | 2018/10/15 | 2019/02/11 | 10.00 |
| 66733 | UBS AG – Tencent R Bear CBBC Mar 2019 F | 40,000,000 | 2018/10/15 | 2019/03/12 | 10.00 |
| 66663 | Bank Vontobel – CC Bank R Bull CBBC Aug 2019 D | 40,000,000 | 2018/10/15 | 2019/08/16 | 10.00 |
| 66642 | Bank Vontobel – CC Bank R Bear CBBC Aug 2019 A | 40,000,000 | 2018/10/15 | 2019/08/09 | 10.00 |
| 66646 | Bank Vontobel – China Life R Bull CBBC Aug 2019 B | 40,000,000 | 2018/10/15 | 2019/08/23 | 12.04 |
| 66660 | Bank Vontobel – China Life R Bear CBBC Jun 2019 A | 40,000,000 | 2018/10/15 | 2019/06/28 | 10.00 |
| 66581 | Bank Vontobel – HSI N Bull CBBC Apr 2019 M | 80,000,000 | 2018/10/15 | 2019/04/29 | 20.00 |
| 66653 | Bank Vontobel – HSI N Bear CBBC Feb 2019 L | 80,000,000 | 2018/10/15 | 2019/02/27 | 20.00 |
| 66656 | Bank Vontobel – HSI N Bear CBBC Feb 2019 M | 80,000,000 | 2018/10/15 | 2019/02/27 | 20.00 |
| 66699 | Bank Vontobel – HSI R Bull CBBC Apr 2019 N | 80,000,000 | 2018/10/15 | 2019/04/29 | 20.00 |
| 66697 | Bank Vontobel – HSI R Bear CBBC Feb 2019 N | 80,000,000 | 2018/10/15 | 2019/02/27 | 20.00 |
| 66641 | Bank Vontobel – Ping An R Bear CBBC Jun 2019 A | 40,000,000 | 2018/10/15 | 2019/06/28 | 10.00 |
| 66662 | Bank Vontobel – Sunny Optical R Bull CBBC Aug 2019 C | 40,000,000 | 2018/10/15 | 2019/08/23 | 10.00 |
| 66579 | Bank Vontobel – Tencent R Bull CBBC Jun 2019 H | 40,000,000 | 2018/10/15 | 2019/06/21 | 10.00 |
| 66640 | Bank Vontobel – Tencent R Bear CBBC Jun 2019 B | 40,000,000 | 2018/10/15 | 2019/06/14 | 10.00 |
| 67170 | BOCI Asia Ltd. – HSBC R Bull CBBC Mar 2019 A | 70,000,000 | 2018/10/16 | 2019/03/18 | 17.71 |
| 67171 | BOCI Asia Ltd. – HSBC R Bear CBBC Mar 2019 A | 70,000,000 | 2018/10/16 | 2019/03/11 | 17.50 |
| 67165 | BOCI Asia Ltd. – Tencent R Bull CBBC Jan 2019 F | 40,000,000 | 2018/10/16 | 2019/01/28 | 10.12 |
| 67167 | BOCI Asia Ltd. – Tencent R Bear CBBC Jan 2019 C | 40,000,000 | 2018/10/16 | 2019/01/21 | 10.44 |
| 67103 | BNP Paribas Issuance B.V. – HSI R Bull CBBC Nov 2019 D | 250,000,000 | 2018/10/16 | 2019/11/28 | 62.50 |
| 67348 | BNP Paribas Issuance B.V. – HSI R Bear CBBC Mar 2019 D | 250,000,000 | 2018/10/16 | 2019/03/28 | 62.50 |
| 67172 | BNP Paribas Issuance B.V. – Tencent R Bull CBBC Jul 2019 O | 50,000,000 | 2018/10/16 | 2019/07/30 | 12.50 |
| 67174 | BNP Paribas Issuance B.V. – Tencent R Bear CBBC Apr 2019 Y | 50,000,000 | 2018/10/16 | 2019/04/29 | 12.50 |
| 67362 | Credit Suisse AG – China Mobile R Bear CBBC Apr 2019 A | 50,000,000 | 2018/10/16 | 2019/04/12 | 12.50 |
| 67382 | Credit Suisse AG – Geely Auto R Bear CBBC Jul 2019 B | 40,000,000 | 2018/10/16 | 2019/07/30 | 10.00 |
| 67361 | Credit Suisse AG – Galaxy Ent R Bear CBBC Jun 2019 B | 50,000,000 | 2018/10/16 | 2019/06/27 | 12.50 |
| 67352 | Credit Suisse AG – HSI R Bull CBBC Aug 2020 N | 200,000,000 | 2018/10/16 | 2020/08/28 | 50.00 |
| 67355 | Credit Suisse AG – HSI R Bull CBBC Oct 2020 E | 300,000,000 | 2018/10/16 | 2020/10/29 | 75.00 |
| 67353 | Credit Suisse AG – HSI R Bull CBBC Nov 2020 R | 200,000,000 | 2018/10/16 | 2020/11/27 | 50.00 |
| 67356 | Credit Suisse AG – HSI R Bull CBBC Nov 2020 S | 200,000,000 | 2018/10/16 | 2020/11/27 | 50.00 |
| 67357 | Credit Suisse AG – HSI R Bull CBBC Nov 2020 T | 200,000,000 | 2018/10/16 | 2020/11/27 | 50.00 |
| 67375 | Credit Suisse AG – HSI R Bull CBBC Nov 2020 U | 200,000,000 | 2018/10/16 | 2020/11/27 | 64.00 |
| 67381 | Credit Suisse AG – HSI R Bull CBBC Nov 2020 V | 200,000,000 | 2018/10/16 | 2020/11/27 | 68.00 |
| 67366 | Credit Suisse AG – HSI R Bear CBBC Feb 2019 U | 200,000,000 | 2018/10/16 | 2019/02/27 | 50.00 |
| 67368 | Credit Suisse AG – HSI R Bear CBBC Mar 2019 O | 200,000,000 | 2018/10/16 | 2019/03/28 | 50.00 |
| 67369 | Credit Suisse AG – HSI R Bear CBBC Mar 2019 P | 200,000,000 | 2018/10/16 | 2019/03/28 | 50.00 |
| 67372 | Credit Suisse AG – HSI R Bear CBBC Mar 2019 Q | 200,000,000 | 2018/10/16 | 2019/03/28 | 50.00 |
| 67349 | Credit Suisse AG – Tencent R Bull CBBC Mar 2019 L | 50,000,000 | 2018/10/16 | 2019/03/01 | 12.50 |

主板 可收回牛熊證

| 股份 代號 | 牛熊證 | 上市時之 發行單位 | 上市日期 | 到期日 | 集資金額 (百萬港元) |
|----------|--|--------------|------------|------------|----------------|
| 67360 | Credit Suisse AG – Tencent R Bull CBBC Jun 2019 B | 50,000,000 | 2018/10/16 | 2019/06/27 | 15.00 |
| 67386 | Credit Suisse AG – Tencent R Bull CBBC Jun 2019 C | 50,000,000 | 2018/10/16 | 2019/06/27 | 25.00 |
| 67384 | Credit Suisse AG – Tencent R Bear CBBC Mar 2019 I | 50,000,000 | 2018/10/16 | 2019/03/28 | 12.50 |
| 67277 | Goldman Sachs SP (Asia) – HSI R Bull CBBC Nov 2020 M | 200,000,000 | 2018/10/16 | 2020/11/27 | 50.00 |
| 67276 | Goldman Sachs SP (Asia) – HSI R Bull CBBC Nov 2020 X | 200,000,000 | 2018/10/16 | 2020/11/27 | 50.00 |
| 67387 | Goldman Sachs SP (Asia) – HSI R Bull CBBC Dec 2020 E | 200,000,000 | 2018/10/16 | 2020/12/30 | 50.00 |
| 67393 | Goldman Sachs SP (Asia) – HSI R Bull CBBC Dec 2020 F | 200,000,000 | 2018/10/16 | 2020/12/30 | 50.00 |
| 67281 | Goldman Sachs SP (Asia) – HSI R Bull CBBC Dec 2020 K | 200,000,000 | 2018/10/16 | 2020/12/30 | 50.00 |
| 67289 | Goldman Sachs SP (Asia) – HSI R Bull CBBC Dec 2020 L | 200,000,000 | 2018/10/16 | 2020/12/30 | 50.00 |
| 67106 | Goldman Sachs SP (Asia) – HSI R Bear CBBC Feb 2019 H | 200,000,000 | 2018/10/16 | 2019/02/27 | 50.00 |
| 67107 | Goldman Sachs SP (Asia) – HSI R Bear CBBC Feb 2019 I | 200,000,000 | 2018/10/16 | 2019/02/27 | 50.00 |
| 67398 | Goldman Sachs SP (Asia) – HSI R Bear CBBC Feb 2019 J | 200,000,000 | 2018/10/16 | 2019/02/27 | 50.00 |
| 67298 | Goldman Sachs SP (Asia) – Tencent R Bull CBBC Mar 2019 B | 80,000,000 | 2018/10/16 | 2019/03/08 | 33.76 |
| 67279 | Goldman Sachs SP (Asia) – Tencent R Bull CBBC Mar 2019 N | 100,000,000 | 2018/10/16 | 2019/03/08 | 25.00 |
| 67296 | Goldman Sachs SP (Asia) – Tencent R Bull CBBC Mar 2019 R | 100,000,000 | 2018/10/16 | 2019/03/08 | 25.00 |
| 67397 | Goldman Sachs SP (Asia) – Tencent R Bear CBBC Mar 2019 X | 80,000,000 | 2018/10/16 | 2019/03/08 | 20.00 |
| 67399 | Goldman Sachs SP (Asia) – Tencent R Bear CBBC Mar 2019 Y | 80,000,000 | 2018/10/16 | 2019/03/08 | 20.00 |
| 67136 | HK Bank – China Mobile R Bull CBBC Mar 2019 B | 50,000,000 | 2018/10/16 | 2019/03/11 | 12.50 |
| 67130 | HK Bank – Galaxy Ent R Bull CBBC Oct 2019 A | 80,000,000 | 2018/10/16 | 2019/10/31 | 20.00 |
| 67123 | HK Bank – HKEX R Bull CBBC Mar 2019 J | 50,000,000 | 2018/10/16 | 2019/03/18 | 12.50 |
| 67111 | HK Bank – HSI R Bull CBBC Jul 2019 A | 150,000,000 | 2018/10/16 | 2019/07/30 | 37.50 |
| 67112 | HK Bank – HSI R Bear CBBC Mar 2019 T | 150,000,000 | 2018/10/16 | 2019/03/28 | 37.50 |
| 67122 | HK Bank – Ping An R Bull CBBC Mar 2019 L | 100,000,000 | 2018/10/16 | 2019/03/18 | 25.00 |
| 67119 | HK Bank – Tencent R Bear CBBC Mar 2019 W | 60,000,000 | 2018/10/16 | 2019/03/28 | 15.00 |
| 67160 | Haitong Int'l Sec – Sunny Optical R Bear CBBC Apr 2019 A | 110,000,000 | 2018/10/16 | 2019/04/30 | 27.61 |
| 67332 | Haitong Int'l Sec – Tencent R Bull CBBC Mar 2019 I | 40,000,000 | 2018/10/16 | 2019/03/11 | 10.00 |
| 67153 | Haitong Int'l Sec – Tencent R Bear CBBC Mar 2019 C | 40,000,000 | 2018/10/16 | 2019/03/22 | 10.24 |
| 67341 | Haitong Int'l Sec – Tencent R Bear CBBC Mar 2019 D | 40,000,000 | 2018/10/16 | 2019/03/29 | 10.00 |
| 67156 | Haitong Int'l Sec – Tencent R Bear CBBC Apr 2019 I | 40,000,000 | 2018/10/16 | 2019/04/01 | 10.00 |
| 67326 | J P Morgan SP BV – CSOP A50 ETF R Bear CBBC Mar 2019 A | 80,000,000 | 2018/10/16 | 2019/03/08 | 20.00 |
| 67328 | J P Morgan SP BV – Galaxy Ent R Bull CBBC Apr 2019 C | 100,000,000 | 2018/10/16 | 2019/04/18 | 25.00 |
| 67327 | J P Morgan SP BV – Galaxy Ent R Bear CBBC Apr 2019 A | 100,000,000 | 2018/10/16 | 2019/04/18 | 25.00 |
| 67330 | J P Morgan SP BV – HKEX R Bear CBBC Mar 2019 C | 40,000,000 | 2018/10/16 | 2019/03/08 | 10.00 |
| 67317 | J P Morgan SP BV – HSI R Bull CBBC Nov 2020 Z | 200,000,000 | 2018/10/16 | 2020/11/27 | 50.00 |
| 67318 | J P Morgan SP BV – HSI R Bull CBBC Dec 2020 P | 200,000,000 | 2018/10/16 | 2020/12/30 | 50.00 |
| 67303 | J P Morgan SP BV – HSI R Bear CBBC Mar 2019 W | 200,000,000 | 2018/10/16 | 2019/03/28 | 50.00 |
| 67304 | J P Morgan SP BV – HSI R Bear CBBC Mar 2019 X | 200,000,000 | 2018/10/16 | 2019/03/28 | 50.00 |
| 67305 | J P Morgan SP BV – HSI R Bear CBBC Mar 2019 Y | 200,000,000 | 2018/10/16 | 2019/03/28 | 50.00 |
| 67331 | J P Morgan SP BV – HSI R Bear CBBC Mar 2019 Z | 200,000,000 | 2018/10/16 | 2019/03/28 | 50.00 |
| 67314 | J P Morgan SP BV – Tencent R Bull CBBC Feb 2019 T | 50,000,000 | 2018/10/16 | 2019/02/15 | 12.50 |
| 67321 | J P Morgan SP BV – Tencent R Bull CBBC Feb 2019 U | 50,000,000 | 2018/10/16 | 2019/02/15 | 16.50 |
| 67320 | J P Morgan SP BV – Tencent R Bear CBBC Feb 2019 R | 50,000,000 | 2018/10/16 | 2019/02/08 | 12.50 |
| 67139 | Macquarie Bank Ltd. – Tencent R Bull CBBC Mar 2019 D | 23,600,000 | 2018/10/16 | 2019/03/07 | 10.01 |
| 67140 | Macquarie Bank Ltd. – Tencent R Bull CBBC Mar 2019 E | 19,600,000 | 2018/10/16 | 2019/03/13 | 10.04 |
| 67152 | Macquarie Bank Ltd. – Tencent R Bear CBBC Mar 2019 C | 20,600,000 | 2018/10/16 | 2019/03/25 | 10.01 |

主板 可收回牛熊證

| 股份代號 | 牛熊證 | 上市時之發行單位 | 上市日期 | 到期日 | 集資金額 (百萬港元) |
|-------|--|-------------|------------|------------|----------------|
| 67149 | Macquarie Bank Ltd. – Tencent R Bear CBBC Apr 2019 G | 14,900,000 | 2018/10/16 | 2019/04/15 | 10.03 |
| 67400 | SG Issuer – China Mobile R Bear CBBC Apr 2019 C | 100,000,000 | 2018/10/16 | 2019/04/16 | 25.00 |
| 67434 | SG Issuer – CC Bank R Bull CBBC Aug 2019 K | 100,000,000 | 2018/10/16 | 2019/08/09 | 25.00 |
| 67454 | SG Issuer – CSOP A50 ETF R Bull CBBC Feb 2019 I | 80,000,000 | 2018/10/16 | 2019/02/21 | 20.00 |
| 67438 | SG Issuer – Galaxy Ent R Bull CBBC Jun 2019 O | 100,000,000 | 2018/10/16 | 2019/06/04 | 25.00 |
| 67439 | SG Issuer – Galaxy Ent R Bull CBBC Jun 2019 P | 100,000,000 | 2018/10/16 | 2019/06/19 | 25.00 |
| 67446 | SG Issuer – HKEX R Bull CBBC Jul 2019 D | 50,000,000 | 2018/10/16 | 2019/07/09 | 12.50 |
| 67402 | SG Issuer – HSBC R Bear CBBC Apr 2019 A | 100,000,000 | 2018/10/16 | 2019/04/10 | 25.00 |
| 67478 | SG Issuer – HSI R Bull CBBC Sep 2020 G | 200,000,000 | 2018/10/16 | 2020/09/29 | 50.00 |
| 67475 | SG Issuer – HSI R Bull CBBC Sep 2020 M | 200,000,000 | 2018/10/16 | 2020/09/29 | 50.00 |
| 67461 | SG Issuer – HSI R Bull CBBC Oct 2020 I | 200,000,000 | 2018/10/16 | 2020/10/29 | 50.00 |
| 67465 | SG Issuer – HSI R Bull CBBC Oct 2020 R | 200,000,000 | 2018/10/16 | 2020/10/29 | 50.00 |
| 67472 | SG Issuer – HSI R Bull CBBC Nov 2020 I | 200,000,000 | 2018/10/16 | 2020/11/27 | 50.00 |
| 67467 | SG Issuer – HSI R Bull CBBC Nov 2020 R | 200,000,000 | 2018/10/16 | 2020/11/27 | 50.00 |
| 67426 | SG Issuer – HSI R Bull CBBC Dec 2020 E | 200,000,000 | 2018/10/16 | 2020/12/30 | 50.00 |
| 67428 | SG Issuer – HSI R Bull CBBC Dec 2020 S | 200,000,000 | 2018/10/16 | 2020/12/30 | 50.00 |
| 67455 | SG Issuer – HSI R Bear CBBC Mar 2019 I | 200,000,000 | 2018/10/16 | 2019/03/28 | 50.00 |
| 67456 | SG Issuer – HSI R Bear CBBC Mar 2019 M | 200,000,000 | 2018/10/16 | 2019/03/28 | 50.00 |
| 67459 | SG Issuer – HSI R Bear CBBC Mar 2019 V | 200,000,000 | 2018/10/16 | 2019/03/28 | 50.00 |
| 67418 | SG Issuer – HSI R Bear CBBC Apr 2019 H | 200,000,000 | 2018/10/16 | 2019/04/29 | 50.00 |
| 67460 | SG Issuer – HSI R Bear CBBC Apr 2019 I | 200,000,000 | 2018/10/16 | 2019/04/29 | 50.00 |
| 67406 | SG Issuer – Ping An R Bull CBBC Mar 2019 I | 100,000,000 | 2018/10/16 | 2019/03/08 | 25.00 |
| 67410 | SG Issuer – Tencent R Bull CBBC Jan 2019 H | 80,000,000 | 2018/10/16 | 2019/01/30 | 20.00 |
| 67482 | SG Issuer – Tencent R Bull CBBC Jan 2019 Q | 80,000,000 | 2018/10/16 | 2019/01/24 | 20.00 |
| 67409 | SG Issuer – Tencent R Bull CBBC Jan 2019 W | 80,000,000 | 2018/10/16 | 2019/01/24 | 20.00 |
| 67453 | SG Issuer – Tencent R Bull CBBC Feb 2019 E | 80,000,000 | 2018/10/16 | 2019/02/21 | 20.00 |
| 67531 | SG Issuer – Tencent R Bull CBBC Feb 2019 F | 80,000,000 | 2018/10/16 | 2019/02/26 | 20.00 |
| 67540 | SG Issuer – Tencent R Bull CBBC Feb 2019 M | 80,000,000 | 2018/10/16 | 2019/02/27 | 62.40 |
| 67542 | SG Issuer – Tencent R Bull CBBC Feb 2019 N | 80,000,000 | 2018/10/16 | 2019/02/28 | 23.60 |
| 67545 | SG Issuer – Tencent R Bull CBBC Mar 2019 K | 80,000,000 | 2018/10/16 | 2019/03/13 | 20.00 |
| 67551 | SG Issuer – Tencent R Bull CBBC Mar 2019 L | 80,000,000 | 2018/10/16 | 2019/03/28 | 28.40 |
| 67554 | SG Issuer – Tencent R Bull CBBC Mar 2019 M | 80,000,000 | 2018/10/16 | 2019/03/29 | 34.00 |
| 67411 | SG Issuer – Tencent R Bear CBBC Mar 2019 K | 80,000,000 | 2018/10/16 | 2019/03/25 | 20.00 |
| 67546 | SG Issuer – Tencent R Bear CBBC Mar 2019 L | 80,000,000 | 2018/10/16 | 2019/03/27 | 20.00 |
| 67222 | UBS AG – AIA R Bull CBBC Apr 2019 B | 60,000,000 | 2018/10/16 | 2019/04/01 | 15.00 |
| 67236 | UBS AG – AIA R Bear CBBC Mar 2019 C | 60,000,000 | 2018/10/16 | 2019/03/18 | 15.00 |
| 67209 | UBS AG – CNOOC R Bull CBBC Mar 2019 B | 40,000,000 | 2018/10/16 | 2019/03/04 | 10.00 |
| 67195 | UBS AG – Galaxy Ent R Bear CBBC Mar 2019 B | 40,000,000 | 2018/10/16 | 2019/03/18 | 10.00 |
| 67201 | UBS AG – HKEX R Bull CBBC Jun 2019 F | 50,000,000 | 2018/10/16 | 2019/06/19 | 15.00 |
| 67254 | UBS AG – HSCEI R Bull CBBC Sep 2020 C | 100,000,000 | 2018/10/16 | 2020/09/29 | 25.00 |
| 67256 | UBS AG – HSCEI R Bull CBBC Nov 2020 A | 100,000,000 | 2018/10/16 | 2020/11/27 | 25.00 |
| 67271 | UBS AG – HSI R Bull CBBC Sep 2020 H | 200,000,000 | 2018/10/16 | 2020/09/29 | 50.00 |
| 67259 | UBS AG – HSI R Bull CBBC Oct 2020 X | 200,000,000 | 2018/10/16 | 2020/10/29 | 79.00 |
| 67261 | UBS AG – HSI R Bull CBBC Nov 2020 U | 200,000,000 | 2018/10/16 | 2020/11/27 | 50.00 |
| 67180 | UBS AG – HSI R Bear CBBC Jan 2019 W | 200,000,000 | 2018/10/16 | 2019/01/30 | 50.00 |

主板 可收回牛熊證

| 股份代號 | 牛熊證 | 上市時之發行單位 | 上市日期 | 到期日 | 集資金額 (百萬港元) |
|-------|--|-------------|------------|------------|----------------|
| 67186 | UBS AG – HSI R Bear CBBC Jan 2019 X | 200,000,000 | 2018/10/16 | 2019/01/30 | 50.00 |
| 67190 | UBS AG – HSI R Bear CBBC Feb 2019 W | 200,000,000 | 2018/10/16 | 2019/02/27 | 50.00 |
| 67237 | UBS AG – Ping An R Bull CBBC Mar 2019 F | 100,000,000 | 2018/10/16 | 2019/03/18 | 25.00 |
| 67252 | UBS AG – Ping An R Bear CBBC Mar 2019 C | 100,000,000 | 2018/10/16 | 2019/03/18 | 25.00 |
| 67192 | UBS AG – Tencent R Bull CBBC Apr 2019 O | 40,000,000 | 2018/10/16 | 2019/04/17 | 10.00 |
| 67272 | UBS AG – Tencent R Bull CBBC Apr 2019 P | 40,000,000 | 2018/10/16 | 2019/04/01 | 10.00 |
| 67205 | UBS AG – Tencent R Bear CBBC Apr 2019 D | 40,000,000 | 2018/10/16 | 2019/04/10 | 10.00 |
| 67206 | UBS AG – Tencent R Bear CBBC Apr 2019 E | 40,000,000 | 2018/10/16 | 2019/04/15 | 10.00 |
| 67716 | BOCI Asia Ltd. – Tencent R Bull CBBC Feb 2019 C | 40,000,000 | 2018/10/18 | 2019/02/18 | 10.08 |
| 67674 | BNP Paribas Issuance B.V. – Tencent R Bull CBBC Jun 2019 A | 50,000,000 | 2018/10/18 | 2019/06/27 | 12.50 |
| 67675 | BNP Paribas Issuance B.V. – Tencent R Bear CBBC Mar 2019 J | 50,000,000 | 2018/10/18 | 2019/03/28 | 12.50 |
| 67816 | BNP Paribas Issuance B.V. – Tencent R Bear CBBC Apr 2019 Z | 50,000,000 | 2018/10/18 | 2019/04/29 | 12.50 |
| 67873 | Credit Suisse AG – AIA R Bear CBBC Apr 2019 B | 50,000,000 | 2018/10/18 | 2019/04/29 | 12.50 |
| 67851 | Credit Suisse AG – China Mobile R Bull CBBC Jun 2019 B | 70,000,000 | 2018/10/18 | 2019/06/21 | 17.50 |
| 67856 | Credit Suisse AG – China Mobile R Bear CBBC Apr 2019 B | 70,000,000 | 2018/10/18 | 2019/04/18 | 17.50 |
| 67830 | Credit Suisse AG – HSI R Bull CBBC Aug 2020 Q | 200,000,000 | 2018/10/18 | 2020/08/28 | 50.00 |
| 67866 | Credit Suisse AG – HSI R Bull CBBC Sep 2020 A | 200,000,000 | 2018/10/18 | 2020/09/29 | 50.00 |
| 67870 | Credit Suisse AG – HSI R Bull CBBC Nov 2020 W | 200,000,000 | 2018/10/18 | 2020/11/27 | 50.00 |
| 67822 | Credit Suisse AG – HSI R Bear CBBC Jan 2019 Y | 200,000,000 | 2018/10/18 | 2019/01/30 | 50.00 |
| 67817 | Credit Suisse AG – HSI R Bear CBBC Mar 2019 R | 200,000,000 | 2018/10/18 | 2019/03/28 | 50.00 |
| 67821 | Credit Suisse AG – HSI R Bear CBBC Apr 2019 A | 200,000,000 | 2018/10/18 | 2019/04/29 | 50.00 |
| 67826 | Credit Suisse AG – HSI R Bear CBBC Apr 2019 B | 200,000,000 | 2018/10/18 | 2019/04/29 | 50.00 |
| 67858 | Credit Suisse AG – Ping An R Bear CBBC Apr 2019 B | 80,000,000 | 2018/10/18 | 2019/04/12 | 20.00 |
| 67837 | Credit Suisse AG – Tencent R Bull CBBC Apr 2019 I | 50,000,000 | 2018/10/18 | 2019/04/12 | 12.50 |
| 67846 | Credit Suisse AG – Tencent R Bull CBBC May 2019 B | 50,000,000 | 2018/10/18 | 2019/05/30 | 15.00 |
| 67849 | Credit Suisse AG – Tencent R Bull CBBC Jun 2019 D | 50,000,000 | 2018/10/18 | 2019/06/21 | 21.00 |
| 67850 | Credit Suisse AG – Tencent R Bull CBBC Jun 2019 E | 50,000,000 | 2018/10/18 | 2019/06/27 | 29.50 |
| 67860 | Credit Suisse AG – Tencent R Bear CBBC Apr 2019 C | 50,000,000 | 2018/10/18 | 2019/04/12 | 12.50 |
| 67722 | Goldman Sachs SP (Asia) – HSI R Bull CBBC Nov 2020 K | 200,000,000 | 2018/10/18 | 2020/11/27 | 50.00 |
| 67559 | Goldman Sachs SP (Asia) – HSI R Bear CBBC Feb 2019 L | 200,000,000 | 2018/10/18 | 2019/02/27 | 50.00 |
| 67560 | Goldman Sachs SP (Asia) – HSI R Bear CBBC Feb 2019 M | 200,000,000 | 2018/10/18 | 2019/02/27 | 50.00 |
| 67724 | Goldman Sachs SP (Asia) – Tencent R Bull CBBC Mar 2019 C | 100,000,000 | 2018/10/18 | 2019/03/08 | 25.00 |
| 68043 | Goldman Sachs SP (Asia) – Tencent R Bull CBBC Dec 2019 J | 100,000,000 | 2018/10/18 | 2019/12/30 | 25.00 |
| 68044 | Goldman Sachs SP (Asia) – Tencent R Bull CBBC Dec 2019 K | 100,000,000 | 2018/10/18 | 2019/12/30 | 27.70 |
| 68057 | Goldman Sachs SP (Asia) – Tencent R Bull CBBC Dec 2019 L | 80,000,000 | 2018/10/18 | 2019/12/30 | 34.96 |
| 68071 | Goldman Sachs SP (Asia) – Tencent R Bear CBBC Mar 2019 A | 100,000,000 | 2018/10/18 | 2019/03/11 | 25.00 |
| 68058 | Goldman Sachs SP (Asia) – Tencent R Bear CBBC Mar 2019 Z | 100,000,000 | 2018/10/18 | 2019/03/11 | 25.00 |
| 67667 | HK Bank – China Mobile R Bear CBBC Jul 2019 A | 40,000,000 | 2018/10/18 | 2019/07/31 | 10.00 |
| 67672 | HK Bank – Sinopec Corp R Bull CBBC Jun 2019 A | 80,000,000 | 2018/10/18 | 2019/06/28 | 20.00 |
| 67669 | HK Bank – Galaxy Ent R Bull CBBC Jun 2019 B | 80,000,000 | 2018/10/18 | 2019/06/28 | 20.00 |
| 67643 | HK Bank – HSI R Bull CBBC Sep 2019 E | 100,000,000 | 2018/10/18 | 2019/09/27 | 25.00 |
| 67645 | HK Bank – HSI R Bull CBBC Mar 2020 E | 150,000,000 | 2018/10/18 | 2020/03/30 | 37.50 |
| 67648 | HK Bank – HSI R Bull CBBC Mar 2020 F | 150,000,000 | 2018/10/18 | 2020/03/30 | 42.00 |
| 67654 | HK Bank – HSI R Bear CBBC Mar 2019 U | 150,000,000 | 2018/10/18 | 2019/03/28 | 37.50 |
| 67639 | HK Bank – Tencent R Bull CBBC Apr 2019 M | 60,000,000 | 2018/10/18 | 2019/04/04 | 15.00 |

主板 可收回牛熊證

| 股份代號 | 牛熊證 | 上市時之發行單位 | 上市日期 | 到期日 | 集資金額 (百萬港元) |
|-------|---|-------------|------------|------------|----------------|
| 67664 | HK Bank – Tencent R Bull CBBC Jun 2019 G | 60,000,000 | 2018/10/18 | 2019/06/24 | 33.60 |
| 67666 | HK Bank – Tencent R Bear CBBC Mar 2019 X | 50,000,000 | 2018/10/18 | 2019/03/11 | 12.50 |
| 67874 | Haitong Int'l Sec – China Mobile R Bull CBBC Apr 2019 A | 100,000,000 | 2018/10/18 | 2019/04/01 | 25.00 |
| 67877 | Haitong Int'l Sec – China Mobile R Bull CBBC Apr 2019 B | 100,000,000 | 2018/10/18 | 2019/04/01 | 25.00 |
| 67879 | Haitong Int'l Sec – China Mobile R Bear CBBC Apr 2019 A | 100,000,000 | 2018/10/18 | 2019/04/23 | 25.00 |
| 67709 | Haitong Int'l Sec – HSI R Bull CBBC Dec 2019 I | 120,000,000 | 2018/10/18 | 2019/12/30 | 30.00 |
| 67710 | Haitong Int'l Sec – HSI R Bull CBBC Jan 2020 D | 120,000,000 | 2018/10/18 | 2020/01/30 | 30.00 |
| 67713 | Haitong Int'l Sec – HSI R Bear CBBC Feb 2019 G | 120,000,000 | 2018/10/18 | 2019/02/27 | 30.00 |
| 67740 | Haitong Int'l Sec – Tencent R Bull CBBC Mar 2019 J | 40,000,000 | 2018/10/18 | 2019/03/29 | 10.00 |
| 67729 | Haitong Int'l Sec – Tencent R Bear CBBC Mar 2019 E | 40,000,000 | 2018/10/18 | 2019/03/22 | 10.00 |
| 67739 | Haitong Int'l Sec – Tencent R Bear CBBC Mar 2019 F | 40,000,000 | 2018/10/18 | 2019/03/26 | 10.00 |
| 67796 | J P Morgan SP BV – China Mobile R Bull CBBC Feb 2019 A | 100,000,000 | 2018/10/18 | 2019/02/15 | 25.00 |
| 67798 | J P Morgan SP BV – China Mobile R Bear CBBC Feb 2019 A | 100,000,000 | 2018/10/18 | 2019/02/15 | 25.00 |
| 67792 | J P Morgan SP BV – HSI R Bull CBBC Sep 2020 E | 200,000,000 | 2018/10/18 | 2020/09/29 | 50.00 |
| 67786 | J P Morgan SP BV – HSI R Bull CBBC Oct 2020 E | 200,000,000 | 2018/10/18 | 2020/10/29 | 50.00 |
| 67757 | J P Morgan SP BV – HSI R Bull CBBC Oct 2020 T | 200,000,000 | 2018/10/18 | 2020/10/29 | 50.00 |
| 67761 | J P Morgan SP BV – HSI R Bull CBBC Nov 2020 G | 200,000,000 | 2018/10/18 | 2020/11/27 | 50.00 |
| 67753 | J P Morgan SP BV – HSI R Bear CBBC Mar 2019 E | 200,000,000 | 2018/10/18 | 2019/03/28 | 50.00 |
| 67760 | J P Morgan SP BV – Tencent R Bull CBBC Feb 2019 V | 50,000,000 | 2018/10/18 | 2019/02/15 | 12.50 |
| 67800 | J P Morgan SP BV – Tencent R Bull CBBC Feb 2019 W | 50,000,000 | 2018/10/18 | 2019/02/08 | 12.50 |
| 67804 | J P Morgan SP BV – Tencent R Bull CBBC Feb 2019 X | 50,000,000 | 2018/10/18 | 2019/02/15 | 12.50 |
| 67758 | J P Morgan SP BV – Tencent R Bull CBBC Mar 2019 C | 50,000,000 | 2018/10/18 | 2019/03/08 | 12.50 |
| 67810 | J P Morgan SP BV – Tencent R Bull CBBC Mar 2019 D | 50,000,000 | 2018/10/18 | 2019/03/08 | 14.00 |
| 67811 | J P Morgan SP BV – Tencent R Bull CBBC Mar 2019 E | 50,000,000 | 2018/10/18 | 2019/03/15 | 20.00 |
| 67812 | J P Morgan SP BV – Tencent R Bear CBBC Feb 2019 S | 50,000,000 | 2018/10/18 | 2019/02/15 | 12.50 |
| 67813 | J P Morgan SP BV – Tencent R Bear CBBC Mar 2019 H | 50,000,000 | 2018/10/18 | 2019/03/08 | 12.50 |
| 67679 | Macquarie Bank Ltd. – Tencent R Bull CBBC Jan 2019 G | 27,300,000 | 2018/10/18 | 2019/01/24 | 10.02 |
| 67680 | Macquarie Bank Ltd. – Tencent R Bull CBBC Feb 2019 T | 20,000,000 | 2018/10/18 | 2019/02/26 | 10.04 |
| 67687 | Macquarie Bank Ltd. – Tencent R Bull CBBC Feb 2019 U | 15,900,000 | 2018/10/18 | 2019/02/28 | 10.02 |
| 67698 | Macquarie Bank Ltd. – Tencent R Bull CBBC Feb 2019 V | 9,500,000 | 2018/10/18 | 2019/02/27 | 10.03 |
| 67686 | Macquarie Bank Ltd. – Tencent R Bull CBBC Mar 2019 F | 16,600,000 | 2018/10/18 | 2019/03/13 | 10.06 |
| 67695 | Macquarie Bank Ltd. – Tencent R Bull CBBC Mar 2019 G | 13,300,000 | 2018/10/18 | 2019/03/28 | 10.03 |
| 67696 | Macquarie Bank Ltd. – Tencent R Bull CBBC Mar 2019 H | 12,300,000 | 2018/10/18 | 2019/03/29 | 10.06 |
| 67703 | Macquarie Bank Ltd. – Tencent R Bear CBBC Mar 2019 D | 18,500,000 | 2018/10/18 | 2019/03/25 | 10.01 |
| 67704 | Macquarie Bank Ltd. – Tencent R Bear CBBC Mar 2019 E | 21,400,000 | 2018/10/18 | 2019/03/27 | 10.04 |
| 67890 | SG Issuer – Country Garden R Bull CBBC Jul 2019 C | 40,000,000 | 2018/10/18 | 2019/07/31 | 14.00 |
| 68016 | SG Issuer – China Mobile R Bull CBBC Jul 2019 D | 100,000,000 | 2018/10/18 | 2019/07/16 | 25.00 |
| 67949 | SG Issuer – China Mobile R Bear CBBC Apr 2019 D | 100,000,000 | 2018/10/18 | 2019/04/16 | 25.00 |
| 67955 | SG Issuer – China Mobile R Bear CBBC Apr 2019 E | 100,000,000 | 2018/10/18 | 2019/04/18 | 25.00 |
| 68015 | SG Issuer – China Mobile R Bear CBBC Apr 2019 F | 100,000,000 | 2018/10/18 | 2019/04/10 | 25.00 |
| 67991 | SG Issuer – CC Bank R Bull CBBC Aug 2019 L | 100,000,000 | 2018/10/18 | 2019/08/02 | 25.00 |
| 67887 | SG Issuer – CM Bank R Bear CBBC Sep 2019 B | 60,000,000 | 2018/10/18 | 2019/09/09 | 15.00 |
| 68017 | SG Issuer – Sinopec Corp R Bull CBBC Jul 2019 C | 40,000,000 | 2018/10/18 | 2019/07/30 | 10.00 |
| 67987 | SG Issuer – HSI R Bull CBBC Sep 2020 I | 200,000,000 | 2018/10/18 | 2020/09/29 | 50.00 |
| 67990 | SG Issuer – HSI R Bull CBBC Sep 2020 J | 200,000,000 | 2018/10/18 | 2020/09/29 | 50.00 |

主板 可收回牛熊證

| 股份代號 | 牛熊證 | 上市時之發行單位 | 上市日期 | 到期日 | 集資金額 (百萬港元) |
|-------|---|-------------|------------|------------|----------------|
| 67979 | SG Issuer – HSI R Bull CBBC Nov 2020 X | 200,000,000 | 2018/10/18 | 2020/11/27 | 50.00 |
| 67939 | SG Issuer – HSI R Bear CBBC Mar 2019 W | 200,000,000 | 2018/10/18 | 2019/03/28 | 50.00 |
| 67940 | SG Issuer – HSI R Bear CBBC Apr 2019 J | 200,000,000 | 2018/10/18 | 2019/04/29 | 50.00 |
| 67942 | SG Issuer – HSI R Bear CBBC Apr 2019 K | 200,000,000 | 2018/10/18 | 2019/04/29 | 50.00 |
| 67894 | SG Issuer – Ping An R Bull CBBC Mar 2019 J | 100,000,000 | 2018/10/18 | 2019/03/13 | 25.00 |
| 68035 | SG Issuer – Sunny Optical R Bull CBBC Jul 2019 B | 40,000,000 | 2018/10/18 | 2019/07/30 | 12.20 |
| 67907 | SG Issuer – Sunny Optical R Bear CBBC Apr 2019 D | 40,000,000 | 2018/10/18 | 2019/04/29 | 10.00 |
| 67917 | SG Issuer – Tencent R Bull CBBC Jan 2019 D | 80,000,000 | 2018/10/18 | 2019/01/25 | 20.00 |
| 67963 | SG Issuer – Tencent R Bull CBBC Feb 2019 D | 80,000,000 | 2018/10/18 | 2019/02/25 | 20.00 |
| 67932 | SG Issuer – Tencent R Bull CBBC Mar 2019 N | 80,000,000 | 2018/10/18 | 2019/03/11 | 20.00 |
| 67933 | SG Issuer – Tencent R Bull CBBC Mar 2019 O | 80,000,000 | 2018/10/18 | 2019/03/12 | 20.00 |
| 68039 | SG Issuer – Tencent R Bull CBBC Mar 2019 P | 80,000,000 | 2018/10/18 | 2019/03/28 | 64.00 |
| 68041 | SG Issuer – Tencent R Bull CBBC Mar 2019 Q | 80,000,000 | 2018/10/18 | 2019/03/29 | 20.00 |
| 68037 | SG Issuer – Tencent R Bear CBBC Mar 2019 M | 80,000,000 | 2018/10/18 | 2019/03/22 | 20.00 |
| 67619 | UBS AG – CC Bank R Bull CBBC Apr 2019 A | 80,000,000 | 2018/10/18 | 2019/04/15 | 20.00 |
| 67621 | UBS AG – CSOP A50 ETF R Bear CBBC Apr 2019 A | 50,000,000 | 2018/10/18 | 2019/04/10 | 12.50 |
| 67609 | UBS AG – Galaxy Ent R Bull CBBC May 2019 E | 40,000,000 | 2018/10/18 | 2019/05/20 | 10.00 |
| 67611 | UBS AG – Galaxy Ent R Bull CBBC Jun 2019 A | 40,000,000 | 2018/10/18 | 2019/06/10 | 10.00 |
| 67612 | UBS AG – Galaxy Ent R Bear CBBC Mar 2019 C | 40,000,000 | 2018/10/18 | 2019/03/27 | 10.00 |
| 67614 | UBS AG – HKEX R Bear CBBC Mar 2019 E | 50,000,000 | 2018/10/18 | 2019/03/20 | 12.50 |
| 67745 | UBS AG – HSI R Bull CBBC Dec 2020 X | 200,000,000 | 2018/10/18 | 2020/12/30 | 50.00 |
| 67746 | UBS AG – HSI R Bull CBBC Dec 2020 Y | 200,000,000 | 2018/10/18 | 2020/12/30 | 50.00 |
| 67751 | UBS AG – HSI R Bull CBBC Dec 2020 Z | 200,000,000 | 2018/10/18 | 2020/12/30 | 50.00 |
| 67598 | UBS AG – HSI R Bear CBBC Feb 2019 X | 250,000,000 | 2018/10/18 | 2019/02/27 | 62.50 |
| 67604 | UBS AG – HSI R Bear CBBC Feb 2019 Y | 300,000,000 | 2018/10/18 | 2019/02/27 | 75.00 |
| 67606 | UBS AG – HSI R Bear CBBC Feb 2019 Z | 250,000,000 | 2018/10/18 | 2019/02/27 | 62.50 |
| 67636 | UBS AG – HSI R Bear CBBC Mar 2019 F | 300,000,000 | 2018/10/18 | 2019/03/28 | 75.00 |
| 67620 | UBS AG – Sands China R Bear CBBC Jun 2019 A | 40,000,000 | 2018/10/18 | 2019/06/10 | 10.00 |
| 67744 | UBS AG – Tencent R Bull CBBC Feb 2019 R | 40,000,000 | 2018/10/18 | 2019/02/14 | 10.00 |
| 67615 | UBS AG – Tencent R Bull CBBC Mar 2019 W | 40,000,000 | 2018/10/18 | 2019/03/13 | 10.00 |
| 67622 | UBS AG – Tencent R Bull CBBC Apr 2019 Q | 40,000,000 | 2018/10/18 | 2019/04/15 | 10.00 |
| 67623 | UBS AG – Tencent R Bull CBBC Apr 2019 R | 40,000,000 | 2018/10/18 | 2019/04/29 | 29.60 |
| 67618 | UBS AG – Tencent R Bear CBBC Mar 2019 G | 40,000,000 | 2018/10/18 | 2019/03/20 | 10.00 |
| 67747 | UBS AG – Tencent R Bear CBBC May 2019 A | 40,000,000 | 2018/10/18 | 2019/05/06 | 10.00 |
| 67748 | UBS AG – Tencent R Bear CBBC May 2019 B | 40,000,000 | 2018/10/18 | 2019/05/15 | 10.00 |
| 67580 | Bank Vontobel – CNOOC R Bull CBBC Nov 2019 A | 40,000,000 | 2018/10/18 | 2019/11/08 | 10.00 |
| 67579 | Bank Vontobel – Galaxy Ent R Bull CBBC Jul 2019 B | 40,000,000 | 2018/10/18 | 2019/07/19 | 10.00 |
| 67578 | Bank Vontobel – Galaxy Ent R Bear CBBC Jul 2019 A | 40,000,000 | 2018/10/18 | 2019/07/12 | 10.00 |
| 67563 | Bank Vontobel – HSI R Bear CBBC Feb 2019 O | 80,000,000 | 2018/10/18 | 2019/02/27 | 20.00 |
| 67571 | Bank Vontobel – HSI R Bear CBBC Feb 2019 P | 80,000,000 | 2018/10/18 | 2019/02/27 | 20.00 |
| 67708 | Bank Vontobel – Tencent R Bull CBBC Jul 2019 E | 40,000,000 | 2018/10/18 | 2019/07/05 | 10.00 |
| 67576 | Bank Vontobel – Tencent R Bull CBBC Sep 2019 B | 20,000,000 | 2018/10/18 | 2019/09/20 | 10.40 |
| 67575 | Bank Vontobel – Tencent R Bear CBBC Aug 2019 A | 40,000,000 | 2018/10/18 | 2019/08/09 | 10.00 |
| 68520 | BOCI Asia Ltd. – Ping An R Bull CBBC Mar 2019 A | 70,000,000 | 2018/10/19 | 2019/03/11 | 17.57 |
| 68524 | BOCI Asia Ltd. – Ping An R Bear CBBC Mar 2019 A | 70,000,000 | 2018/10/19 | 2019/03/04 | 17.50 |

主板 可收回牛熊證

| 股份代號 | 牛熊證 | 上市時之發行單位 | 上市日期 | 到期日 | 集資金額 (百萬港元) |
|-------|--|-------------|------------|------------|----------------|
| 68516 | BOCI Asia Ltd. – Tencent R Bull CBBC Feb 2019 D | 40,000,000 | 2018/10/19 | 2019/02/25 | 18.56 |
| 68514 | BOCI Asia Ltd. – Tencent R Bull CBBC Mar 2019 A | 40,000,000 | 2018/10/19 | 2019/03/11 | 12.40 |
| 68518 | BOCI Asia Ltd. – Tencent R Bear CBBC Mar 2019 A | 40,000,000 | 2018/10/19 | 2019/03/04 | 15.24 |
| 68183 | BNP Paribas Issuance B.V. – CC Bank R Bear CBBC May 2019 J | 100,000,000 | 2018/10/19 | 2019/05/30 | 25.00 |
| 68170 | BNP Paribas Issuance B.V. – CSOP A50 R Bull CBBC Jun 2019 N | 60,000,000 | 2018/10/19 | 2019/06/27 | 15.00 |
| 68171 | BNP Paribas Issuance B.V. – CSOP A50 R Bull CBBC Jun 2019 O | 60,000,000 | 2018/10/19 | 2019/06/27 | 18.00 |
| 68173 | BNP Paribas Issuance B.V. – Galaxy Ent R Bull CBBC Nov 2019Q | 150,000,000 | 2018/10/19 | 2019/11/28 | 37.50 |
| 68175 | BNP Paribas Issuance B.V. – Galaxy Ent R Bear CBBC Aug 2019K | 150,000,000 | 2018/10/19 | 2019/08/29 | 37.50 |
| 68182 | BNP Paribas Issuance B.V. – Galaxy Ent R Bear CBBC Aug 2019L | 150,000,000 | 2018/10/19 | 2019/08/29 | 37.50 |
| 68189 | BNP Paribas Issuance B.V. – HKEX R Bull CBBC May 2019 T | 50,000,000 | 2018/10/19 | 2019/05/30 | 17.50 |
| 68192 | BNP Paribas Issuance B.V. – HKEX R Bear CBBC Mar 2019 T | 50,000,000 | 2018/10/19 | 2019/03/28 | 12.50 |
| 68457 | BNP Paribas Issuance B.V. – HSI R Bull CBBC Nov 2019 H | 250,000,000 | 2018/10/19 | 2019/11/28 | 62.50 |
| 68225 | BNP Paribas Issuance B.V. – HSI R Bull CBBC Dec 2019 A | 250,000,000 | 2018/10/19 | 2019/12/30 | 62.50 |
| 68456 | BNP Paribas Issuance B.V. – HSI R Bull CBBC Dec 2019 B | 250,000,000 | 2018/10/19 | 2019/12/30 | 82.50 |
| 68454 | BNP Paribas Issuance B.V. – HSI R Bull CBBC Dec 2019 C | 250,000,000 | 2018/10/19 | 2019/12/30 | 75.00 |
| 68223 | BNP Paribas Issuance B.V. – HSI R Bull CBBC Dec 2019 D | 250,000,000 | 2018/10/19 | 2019/12/30 | 62.50 |
| 68227 | BNP Paribas Issuance B.V. – HSI R Bull CBBC Dec 2019 E | 250,000,000 | 2018/10/19 | 2019/12/30 | 62.50 |
| 68228 | BNP Paribas Issuance B.V. – HSI R Bull CBBC Dec 2019 F | 250,000,000 | 2018/10/19 | 2019/12/30 | 62.50 |
| 68230 | BNP Paribas Issuance B.V. – HSI R Bull CBBC Dec 2019 G | 250,000,000 | 2018/10/19 | 2019/12/30 | 62.50 |
| 68450 | BNP Paribas Issuance B.V. – HSI R Bull CBBC Dec 2019 J | 250,000,000 | 2018/10/19 | 2019/12/30 | 72.50 |
| 68423 | BNP Paribas Issuance B.V. – HSI R Bull CBBC Dec 2019 L | 250,000,000 | 2018/10/19 | 2019/12/30 | 62.50 |
| 68233 | BNP Paribas Issuance B.V. – HSI R Bull CBBC Dec 2019 M | 250,000,000 | 2018/10/19 | 2019/12/30 | 62.50 |
| 68444 | BNP Paribas Issuance B.V. – HSI R Bull CBBC Dec 2019 O | 250,000,000 | 2018/10/19 | 2019/12/30 | 65.00 |
| 68427 | BNP Paribas Issuance B.V. – HSI R Bull CBBC Dec 2019 P | 250,000,000 | 2018/10/19 | 2019/12/30 | 62.50 |
| 68207 | BNP Paribas Issuance B.V. – HSI R Bull CBBC Dec 2019 Q | 250,000,000 | 2018/10/19 | 2019/12/30 | 62.50 |
| 68241 | BNP Paribas Issuance B.V. – HSI R Bull CBBC Dec 2019 R | 250,000,000 | 2018/10/19 | 2019/12/30 | 62.50 |
| 68209 | BNP Paribas Issuance B.V. – HSI R Bull CBBC Dec 2019 S | 250,000,000 | 2018/10/19 | 2019/12/30 | 62.50 |
| 68445 | BNP Paribas Issuance B.V. – HSI R Bull CBBC Dec 2019 T | 250,000,000 | 2018/10/19 | 2019/12/30 | 67.50 |
| 68449 | BNP Paribas Issuance B.V. – HSI R Bull CBBC Dec 2019 U | 250,000,000 | 2018/10/19 | 2019/12/30 | 70.00 |
| 68213 | BNP Paribas Issuance B.V. – HSI R Bull CBBC Dec 2019 X | 250,000,000 | 2018/10/19 | 2019/12/30 | 62.50 |
| 68216 | BNP Paribas Issuance B.V. – HSI R Bull CBBC Dec 2019 Y | 250,000,000 | 2018/10/19 | 2019/12/30 | 62.50 |
| 68217 | BNP Paribas Issuance B.V. – HSI R Bull CBBC Dec 2019 Z | 250,000,000 | 2018/10/19 | 2019/12/30 | 62.50 |
| 68493 | BNP Paribas Issuance B.V. – HSI R Bear CBBC Feb 2019 E | 250,000,000 | 2018/10/19 | 2019/02/27 | 62.50 |
| 68509 | BNP Paribas Issuance B.V. – HSI R Bear CBBC Feb 2019 F | 250,000,000 | 2018/10/19 | 2019/02/27 | 62.50 |
| 68492 | BNP Paribas Issuance B.V. – HSI R Bear CBBC Feb 2019 H | 250,000,000 | 2018/10/19 | 2019/02/27 | 62.50 |
| 68511 | BNP Paribas Issuance B.V. – HSI R Bear CBBC Feb 2019 P | 250,000,000 | 2018/10/19 | 2019/02/27 | 62.50 |
| 68467 | BNP Paribas Issuance B.V. – HSI R Bear CBBC Feb 2019 T | 250,000,000 | 2018/10/19 | 2019/02/27 | 62.50 |
| 68473 | BNP Paribas Issuance B.V. – HSI R Bear CBBC Feb 2019 V | 250,000,000 | 2018/10/19 | 2019/02/27 | 62.50 |
| 68480 | BNP Paribas Issuance B.V. – HSI R Bear CBBC Feb 2019 W | 250,000,000 | 2018/10/19 | 2019/02/27 | 62.50 |
| 68490 | BNP Paribas Issuance B.V. – HSI R Bear CBBC Feb 2019 X | 250,000,000 | 2018/10/19 | 2019/02/27 | 62.50 |
| 68501 | BNP Paribas Issuance B.V. – HSI R Bear CBBC Feb 2019 Z | 250,000,000 | 2018/10/19 | 2019/02/27 | 62.50 |
| 68187 | BNP Paribas Issuance B.V. – Ping An R Bull CBBC Jun 2019 O | 200,000,000 | 2018/10/19 | 2019/06/27 | 50.00 |
| 68188 | BNP Paribas Issuance B.V. – Ping An R Bear CBBC Aug 2019 K | 200,000,000 | 2018/10/19 | 2019/08/29 | 50.00 |
| 68198 | BNP Paribas Issuance B.V. – Tencent R Bull CBBC Jun 2019 B | 50,000,000 | 2018/10/19 | 2019/06/27 | 12.50 |
| 68199 | BNP Paribas Issuance B.V. – Tencent R Bull CBBC Jun 2019 C | 50,000,000 | 2018/10/19 | 2019/06/27 | 15.00 |

主板 可收回牛熊證

| 股份代號 | 牛熊證 | 上市時之發行單位 | 上市日期 | 到期日 | 集資金額 (百萬港元) |
|-------|--|-------------|------------|------------|----------------|
| 68204 | BNP Paribas Issuance B.V. – Tencent R Bull CBBC Jun 2019 H | 50,000,000 | 2018/10/19 | 2019/06/27 | 20.00 |
| 68197 | BNP Paribas Issuance B.V. – Tencent R Bull CBBC Jul 2019 P | 50,000,000 | 2018/10/19 | 2019/07/30 | 12.50 |
| 68202 | BNP Paribas Issuance B.V. – Tencent R Bull CBBC Jul 2019 Q | 50,000,000 | 2018/10/19 | 2019/07/30 | 17.50 |
| 68206 | BNP Paribas Issuance B.V. – Tencent R Bull CBBC Jul 2019 R | 50,000,000 | 2018/10/19 | 2019/07/30 | 12.50 |
| 69370 | Credit Suisse AG – ABC R Bull CBBC Jul 2019 E | 70,000,000 | 2018/10/19 | 2019/07/30 | 17.50 |
| 69387 | Credit Suisse AG – AIA R Bull CBBC Jun 2019 C | 70,000,000 | 2018/10/19 | 2019/06/27 | 17.50 |
| 69390 | Credit Suisse AG – AIA R Bear CBBC Jun 2019 B | 50,000,000 | 2018/10/19 | 2019/06/27 | 12.50 |
| 69364 | Credit Suisse AG – Bank of China R Bull CBBC Jul 2019 B | 70,000,000 | 2018/10/19 | 2019/07/30 | 17.50 |
| 69359 | Credit Suisse AG – CC Bank R Bull CBBC May 2019 D | 70,000,000 | 2018/10/19 | 2019/05/30 | 17.50 |
| 69384 | Credit Suisse AG – CM Bank R Bull CBBC Sep 2019 A | 70,000,000 | 2018/10/19 | 2019/09/27 | 17.50 |
| 69307 | Credit Suisse AG – Geely Auto R Bull CBBC Jun 2019 C | 40,000,000 | 2018/10/19 | 2019/06/27 | 11.20 |
| 69299 | Credit Suisse AG – Galaxy Ent R Bull CBBC May 2019 C | 50,000,000 | 2018/10/19 | 2019/05/30 | 12.50 |
| 69304 | Credit Suisse AG – Galaxy Ent R Bear CBBC May 2019 D | 50,000,000 | 2018/10/19 | 2019/05/30 | 12.50 |
| 69314 | Credit Suisse AG – HKEX R Bull CBBC Mar 2019 B | 50,000,000 | 2018/10/19 | 2019/03/28 | 12.50 |
| 69320 | Credit Suisse AG – HKEX R Bull CBBC Mar 2019 C | 50,000,000 | 2018/10/19 | 2019/03/28 | 12.50 |
| 69325 | Credit Suisse AG – HKEX R Bull CBBC May 2019 A | 50,000,000 | 2018/10/19 | 2019/05/30 | 17.50 |
| 69329 | Credit Suisse AG – HKEX R Bear CBBC Mar 2019 C | 50,000,000 | 2018/10/19 | 2019/03/22 | 12.50 |
| 69298 | Credit Suisse AG – HSBC R Bear CBBC Apr 2019 A | 50,000,000 | 2018/10/19 | 2019/04/29 | 12.50 |
| 69165 | Credit Suisse AG – HSI R Bull CBBC Aug 2020 B | 200,000,000 | 2018/10/19 | 2020/08/28 | 50.00 |
| 69191 | Credit Suisse AG – HSI R Bull CBBC Aug 2020 D | 200,000,000 | 2018/10/19 | 2020/08/28 | 50.00 |
| 69162 | Credit Suisse AG – HSI R Bull CBBC Aug 2020 R | 200,000,000 | 2018/10/19 | 2020/08/28 | 50.00 |
| 69160 | Credit Suisse AG – HSI R Bull CBBC Sep 2020 B | 200,000,000 | 2018/10/19 | 2020/09/29 | 50.00 |
| 69171 | Credit Suisse AG – HSI R Bull CBBC Oct 2020 F | 300,000,000 | 2018/10/19 | 2020/10/29 | 75.00 |
| 69201 | Credit Suisse AG – HSI R Bull CBBC Oct 2020 G | 200,000,000 | 2018/10/19 | 2020/10/29 | 50.00 |
| 69247 | Credit Suisse AG – HSI R Bull CBBC Oct 2020 H | 300,000,000 | 2018/10/19 | 2020/10/29 | 75.00 |
| 69205 | Credit Suisse AG – HSI R Bull CBBC Nov 2020 D | 200,000,000 | 2018/10/19 | 2020/11/27 | 50.00 |
| 69243 | Credit Suisse AG – HSI R Bull CBBC Nov 2020 F | 200,000,000 | 2018/10/19 | 2020/11/27 | 50.00 |
| 69206 | Credit Suisse AG – HSI R Bull CBBC Nov 2020 G | 200,000,000 | 2018/10/19 | 2020/11/27 | 50.00 |
| 69218 | Credit Suisse AG – HSI R Bull CBBC Nov 2020 H | 200,000,000 | 2018/10/19 | 2020/11/27 | 50.00 |
| 69161 | Credit Suisse AG – HSI R Bull CBBC Nov 2020 X | 200,000,000 | 2018/10/19 | 2020/11/27 | 50.00 |
| 69189 | Credit Suisse AG – HSI R Bull CBBC Nov 2020 Y | 200,000,000 | 2018/10/19 | 2020/11/27 | 50.00 |
| 69202 | Credit Suisse AG – HSI R Bull CBBC Nov 2020 Z | 200,000,000 | 2018/10/19 | 2020/11/27 | 50.00 |
| 69207 | Credit Suisse AG – HSI R Bull CBBC Dec 2020 K | 200,000,000 | 2018/10/19 | 2020/12/30 | 50.00 |
| 69230 | Credit Suisse AG – HSI R Bull CBBC Dec 2020 L | 200,000,000 | 2018/10/19 | 2020/12/30 | 50.00 |
| 69246 | Credit Suisse AG – HSI R Bull CBBC Dec 2020 M | 200,000,000 | 2018/10/19 | 2020/12/30 | 50.00 |
| 69255 | Credit Suisse AG – HSI R Bull CBBC Dec 2020 N | 200,000,000 | 2018/10/19 | 2020/12/30 | 54.00 |
| 69271 | Credit Suisse AG – HSI R Bull CBBC Dec 2020 O | 200,000,000 | 2018/10/19 | 2020/12/30 | 60.00 |
| 69273 | Credit Suisse AG – HSI R Bear CBBC Mar 2019 S | 200,000,000 | 2018/10/19 | 2019/03/28 | 50.00 |
| 69277 | Credit Suisse AG – HSI R Bear CBBC Mar 2019 T | 200,000,000 | 2018/10/19 | 2019/03/28 | 50.00 |
| 69399 | Credit Suisse AG – HSI R Bear CBBC Mar 2019 U | 200,000,000 | 2018/10/19 | 2019/03/28 | 50.00 |
| 69403 | Credit Suisse AG – HSI R Bear CBBC Mar 2019 V | 200,000,000 | 2018/10/19 | 2019/03/28 | 50.00 |
| 69276 | Credit Suisse AG – HSI R Bear CBBC Apr 2019 C | 200,000,000 | 2018/10/19 | 2019/04/29 | 50.00 |
| 69407 | Credit Suisse AG – HSI R Bear CBBC Apr 2019 D | 200,000,000 | 2018/10/19 | 2019/04/29 | 50.00 |
| 69291 | Credit Suisse AG – HSI R Bear CBBC May 2019 A | 300,000,000 | 2018/10/19 | 2019/05/30 | 75.00 |
| 69410 | Credit Suisse AG – HSI R Bear CBBC May 2019 B | 300,000,000 | 2018/10/19 | 2019/05/30 | 75.00 |

主板 可收回牛熊證

| 股份代號 | 牛熊證 | 上市時之發行單位 | 上市日期 | 到期日 | 集資金額 (百萬港元) |
|-------|--|-------------|------------|------------|----------------|
| 69360 | Credit Suisse AG – ICBC R Bull CBBC May 2019 D | 70,000,000 | 2018/10/19 | 2019/05/30 | 17.50 |
| 69200 | Credit Suisse AG – Ping An R Bull CBBC Feb 2019 Q | 80,000,000 | 2018/10/19 | 2019/02/27 | 20.00 |
| 69392 | Credit Suisse AG – Ping An R Bear CBBC Apr 2019 C | 50,000,000 | 2018/10/19 | 2019/04/18 | 12.50 |
| 69330 | Credit Suisse AG – Tencent R Bull CBBC Apr 2019 J | 50,000,000 | 2018/10/19 | 2019/04/29 | 12.50 |
| 69342 | Credit Suisse AG – Tencent R Bull CBBC May 2019 C | 50,000,000 | 2018/10/19 | 2019/05/30 | 12.50 |
| 69349 | Credit Suisse AG – Tencent R Bull CBBC May 2019 D | 50,000,000 | 2018/10/19 | 2019/05/30 | 14.00 |
| 69192 | Credit Suisse AG – Tencent R Bull CBBC Jun 2019 F | 50,000,000 | 2018/10/19 | 2019/06/21 | 12.50 |
| 69194 | Credit Suisse AG – Tencent R Bull CBBC Jun 2019 G | 50,000,000 | 2018/10/19 | 2019/06/21 | 12.50 |
| 69356 | Credit Suisse AG – Tencent R Bull CBBC Jul 2019 A | 50,000,000 | 2018/10/19 | 2019/07/30 | 22.50 |
| 69357 | Credit Suisse AG – Tencent R Bear CBBC Mar 2019 J | 50,000,000 | 2018/10/19 | 2019/03/28 | 12.50 |
| 69358 | Credit Suisse AG – Tencent R Bear CBBC Apr 2019 D | 50,000,000 | 2018/10/19 | 2019/04/18 | 12.50 |
| 68104 | Goldman Sachs SP (Asia) – HKEX R Bull CBBC Feb 2019 F | 100,000,000 | 2018/10/19 | 2019/02/18 | 25.00 |
| 68107 | Goldman Sachs SP (Asia) – HKEX R Bull CBBC Feb 2019 G | 100,000,000 | 2018/10/19 | 2019/02/18 | 25.00 |
| 68116 | Goldman Sachs SP (Asia) – HSI R Bull CBBC Dec 2020 A | 200,000,000 | 2018/10/19 | 2020/12/30 | 50.00 |
| 68117 | Goldman Sachs SP (Asia) – HSI R Bull CBBC Dec 2020 B | 200,000,000 | 2018/10/19 | 2020/12/30 | 50.00 |
| 68525 | Goldman Sachs SP (Asia) – HSI R Bull CBBC Dec 2020 C | 200,000,000 | 2018/10/19 | 2020/12/30 | 50.00 |
| 68110 | Goldman Sachs SP (Asia) – HSI R Bull CBBC Dec 2020 G | 200,000,000 | 2018/10/19 | 2020/12/30 | 50.00 |
| 68112 | Goldman Sachs SP (Asia) – HSI R Bull CBBC Dec 2020 H | 200,000,000 | 2018/10/19 | 2020/12/30 | 50.00 |
| 68108 | Goldman Sachs SP (Asia) – HSI R Bull CBBC Dec 2020 J | 200,000,000 | 2018/10/19 | 2020/12/30 | 50.00 |
| 68113 | Goldman Sachs SP (Asia) – HSI R Bull CBBC Dec 2020 M | 200,000,000 | 2018/10/19 | 2020/12/30 | 50.00 |
| 68124 | Goldman Sachs SP (Asia) – HSI R Bull CBBC Dec 2020 N | 200,000,000 | 2018/10/19 | 2020/12/30 | 50.00 |
| 68562 | Goldman Sachs SP (Asia) – HSI R Bear CBBC Feb 2019 N | 200,000,000 | 2018/10/19 | 2019/02/27 | 50.00 |
| 69417 | Goldman Sachs SP (Asia) – HSI R Bear CBBC Mar 2019 A | 200,000,000 | 2018/10/19 | 2019/03/28 | 50.00 |
| 69429 | Goldman Sachs SP (Asia) – HSI R Bear CBBC Mar 2019 B | 200,000,000 | 2018/10/19 | 2019/03/28 | 50.00 |
| 68102 | Goldman Sachs SP (Asia) – Ping An R Bull CBBC Jul 2019 K | 100,000,000 | 2018/10/19 | 2019/07/31 | 25.00 |
| 68101 | Goldman Sachs SP (Asia) – Ping An R Bull CBBC Jul 2019 M | 100,000,000 | 2018/10/19 | 2019/07/31 | 25.00 |
| 68094 | Goldman Sachs SP (Asia) – Tencent R Bull CBBC Feb 2019 A | 100,000,000 | 2018/10/19 | 2019/02/26 | 25.00 |
| 68095 | Goldman Sachs SP (Asia) – Tencent R Bull CBBC Feb 2019 O | 100,000,000 | 2018/10/19 | 2019/02/26 | 25.00 |
| 68100 | Goldman Sachs SP (Asia) – Tencent R Bull CBBC Feb 2019 P | 100,000,000 | 2018/10/19 | 2019/02/26 | 25.00 |
| 68139 | HK Bank – Galaxy Ent R Bull CBBC Sep 2019 A | 80,000,000 | 2018/10/19 | 2019/09/30 | 20.00 |
| 68348 | HK Bank – Galaxy Ent R Bear CBBC Jun 2019 B | 40,000,000 | 2018/10/19 | 2019/06/28 | 10.00 |
| 68141 | HK Bank – HKEX R Bull CBBC Apr 2019 C | 50,000,000 | 2018/10/19 | 2019/04/01 | 12.50 |
| 68338 | HK Bank – HKEX R Bear CBBC May 2019 A | 40,000,000 | 2018/10/19 | 2019/05/31 | 10.00 |
| 68136 | HK Bank – HSI R Bull CBBC Jul 2019 B | 150,000,000 | 2018/10/19 | 2019/07/30 | 37.50 |
| 68137 | HK Bank – HSI R Bull CBBC Jul 2019 J | 150,000,000 | 2018/10/19 | 2019/07/30 | 37.50 |
| 68369 | HK Bank – HSI R Bear CBBC Apr 2019 A | 150,000,000 | 2018/10/19 | 2019/04/29 | 37.50 |
| 68379 | HK Bank – HSI R Bear CBBC Apr 2019 B | 100,000,000 | 2018/10/19 | 2019/04/29 | 25.00 |
| 68386 | HK Bank – HSI R Bear CBBC Apr 2019 C | 150,000,000 | 2018/10/19 | 2019/04/29 | 37.50 |
| 68144 | HK Bank – Ping An R Bull CBBC Apr 2019 A | 100,000,000 | 2018/10/19 | 2019/04/30 | 25.00 |
| 68330 | HK Bank – Ping An R Bear CBBC Apr 2019 C | 80,000,000 | 2018/10/19 | 2019/04/30 | 20.00 |
| 68142 | HK Bank – Sands China R Bull CBBC Sep 2019 A | 80,000,000 | 2018/10/19 | 2019/09/30 | 20.00 |
| 68340 | HK Bank – Sands China R Bear CBBC Sep 2019 A | 40,000,000 | 2018/10/19 | 2019/09/30 | 10.00 |
| 68126 | HK Bank – Tencent R Bull CBBC May 2019 C | 60,000,000 | 2018/10/19 | 2019/05/27 | 15.00 |
| 68393 | HK Bank – Tencent R Bull CBBC May 2019 D | 50,000,000 | 2018/10/19 | 2019/05/30 | 18.00 |
| 68128 | HK Bank – Tencent R Bull CBBC Jun 2019 H | 60,000,000 | 2018/10/19 | 2019/06/03 | 15.00 |

主板 可收回牛熊證

| 股份代號 | 牛熊證 | 上市時之發行單位 | 上市日期 | 到期日 | 集資金額 (百萬港元) |
|-------|---|-------------|------------|------------|-------------|
| 68133 | HK Bank – Tencent R Bull CBBC Jun 2019 I | 60,000,000 | 2018/10/19 | 2019/06/10 | 15.00 |
| 68394 | HK Bank – Tencent R Bull CBBC Jun 2019 J | 50,000,000 | 2018/10/19 | 2019/06/06 | 21.00 |
| 68400 | HK Bank – Tencent R Bull CBBC Jun 2019 K | 50,000,000 | 2018/10/19 | 2019/06/13 | 24.00 |
| 68414 | HK Bank – Tencent R Bull CBBC Jun 2019 L | 50,000,000 | 2018/10/19 | 2019/06/20 | 27.50 |
| 68422 | HK Bank – Tencent R Bull CBBC Jun 2019 M | 50,000,000 | 2018/10/19 | 2019/06/27 | 30.00 |
| 68337 | HK Bank – Tencent R Bear CBBC Apr 2019 A | 50,000,000 | 2018/10/19 | 2019/04/04 | 12.50 |
| 68339 | HK Bank – Tencent R Bear CBBC Apr 2019 B | 50,000,000 | 2018/10/19 | 2019/04/11 | 12.50 |
| 68342 | HK Bank – Tencent R Bear CBBC Apr 2019 C | 50,000,000 | 2018/10/19 | 2019/04/18 | 14.00 |
| 68145 | Haitong Int'l Sec – HSI R Bull CBBC Dec 2019 J | 120,000,000 | 2018/10/19 | 2019/12/30 | 30.00 |
| 68148 | Haitong Int'l Sec – HSI R Bull CBBC Jan 2020 E | 120,000,000 | 2018/10/19 | 2020/01/30 | 30.00 |
| 68151 | Haitong Int'l Sec – HSI R Bear CBBC Jan 2019 U | 120,000,000 | 2018/10/19 | 2019/01/30 | 30.00 |
| 68162 | Haitong Int'l Sec – HSI R Bear CBBC Jan 2019 V | 120,000,000 | 2018/10/19 | 2019/01/30 | 30.00 |
| 68164 | Haitong Int'l Sec – HSI R Bear CBBC Jan 2019 W | 120,000,000 | 2018/10/19 | 2019/01/30 | 30.00 |
| 68165 | Haitong Int'l Sec – HSI R Bear CBBC Jan 2019 X | 120,000,000 | 2018/10/19 | 2019/01/30 | 30.00 |
| 68169 | Haitong Int'l Sec – HSI R Bear CBBC Jan 2019 Y | 120,000,000 | 2018/10/19 | 2019/01/30 | 30.00 |
| 68270 | Haitong Int'l Sec – Tencent R Bull CBBC Apr 2019 B | 40,000,000 | 2018/10/19 | 2019/04/04 | 10.32 |
| 68272 | Haitong Int'l Sec – Tencent R Bull CBBC Apr 2019 C | 40,000,000 | 2018/10/19 | 2019/04/03 | 10.28 |
| 68280 | Haitong Int'l Sec – Tencent R Bull CBBC Apr 2019 D | 40,000,000 | 2018/10/19 | 2019/04/08 | 10.28 |
| 68301 | Haitong Int'l Sec – Tencent R Bear CBBC Mar 2019 G | 40,000,000 | 2018/10/19 | 2019/03/27 | 10.24 |
| 68302 | Haitong Int'l Sec – Tencent R Bear CBBC Mar 2019 H | 40,000,000 | 2018/10/19 | 2019/03/29 | 10.08 |
| 68910 | J P Morgan SP BV – AIA R Bull CBBC Apr 2019 A | 150,000,000 | 2018/10/19 | 2019/04/12 | 37.50 |
| 68842 | J P Morgan SP BV – Bank of China R Bull CBBC Aug 2019 A | 100,000,000 | 2018/10/19 | 2019/08/09 | 25.00 |
| 68854 | J P Morgan SP BV – Bank of China R Bull CBBC Aug 2019 B | 100,000,000 | 2018/10/19 | 2019/08/09 | 25.00 |
| 68855 | J P Morgan SP BV – CC Bank R Bull CBBC May 2019 A | 100,000,000 | 2018/10/19 | 2019/05/17 | 25.00 |
| 68911 | J P Morgan SP BV – CNOOC R Bull CBBC Mar 2019 A | 60,000,000 | 2018/10/19 | 2019/03/15 | 15.00 |
| 68912 | J P Morgan SP BV – CNOOC R Bull CBBC Apr 2019 A | 60,000,000 | 2018/10/19 | 2019/04/12 | 16.80 |
| 68835 | J P Morgan SP BV – CSOP A50 ETF R Bull CBBC Apr 2019 A | 100,000,000 | 2018/10/19 | 2019/04/12 | 25.00 |
| 68831 | J P Morgan SP BV – HKEX R Bull CBBC Apr 2019 A | 40,000,000 | 2018/10/19 | 2019/04/12 | 10.00 |
| 68832 | J P Morgan SP BV – HKEX R Bear CBBC Mar 2019 D | 40,000,000 | 2018/10/19 | 2019/03/15 | 10.00 |
| 68265 | J P Morgan SP BV – HSI R Bull CBBC Sep 2020 P | 200,000,000 | 2018/10/19 | 2020/09/29 | 50.00 |
| 68260 | J P Morgan SP BV – HSI R Bull CBBC Sep 2020 V | 200,000,000 | 2018/10/19 | 2020/09/29 | 50.00 |
| 68268 | J P Morgan SP BV – HSI R Bull CBBC Sep 2020 Z | 200,000,000 | 2018/10/19 | 2020/09/29 | 50.00 |
| 68261 | J P Morgan SP BV – HSI R Bull CBBC Oct 2020 K | 200,000,000 | 2018/10/19 | 2020/10/29 | 50.00 |
| 68269 | J P Morgan SP BV – HSI R Bull CBBC Oct 2020 R | 200,000,000 | 2018/10/19 | 2020/10/29 | 50.00 |
| 68266 | J P Morgan SP BV – HSI R Bull CBBC Oct 2020 V | 200,000,000 | 2018/10/19 | 2020/10/29 | 50.00 |
| 68563 | J P Morgan SP BV – HSI R Bear CBBC Jan 2019 X | 200,000,000 | 2018/10/19 | 2019/01/30 | 50.00 |
| 68567 | J P Morgan SP BV – HSI R Bear CBBC Jan 2019 Y | 200,000,000 | 2018/10/19 | 2019/01/30 | 50.00 |
| 68858 | J P Morgan SP BV – ICBC R Bull CBBC May 2019 A | 100,000,000 | 2018/10/19 | 2019/05/17 | 25.00 |
| 68820 | J P Morgan SP BV – PetroChina R Bull CBBC Apr 2019 A | 100,000,000 | 2018/10/19 | 2019/04/18 | 25.00 |
| 68837 | J P Morgan SP BV – Sunny Optical R Bull CBBC Mar 2019 A | 40,000,000 | 2018/10/19 | 2019/03/15 | 10.00 |
| 68862 | J P Morgan SP BV – Tencent R Bull CBBC Feb 2019 B | 50,000,000 | 2018/10/19 | 2019/02/08 | 12.50 |
| 68864 | J P Morgan SP BV – Tencent R Bull CBBC Feb 2019 C | 50,000,000 | 2018/10/19 | 2019/02/15 | 12.50 |
| 68246 | J P Morgan SP BV – Tencent R Bull CBBC Feb 2019 Y | 50,000,000 | 2018/10/19 | 2019/02/15 | 12.50 |
| 68254 | J P Morgan SP BV – Tencent R Bull CBBC Feb 2019 Z | 50,000,000 | 2018/10/19 | 2019/02/08 | 12.50 |
| 68257 | J P Morgan SP BV – Tencent R Bull CBBC Mar 2019 F | 50,000,000 | 2018/10/19 | 2019/03/08 | 12.50 |

主板 可收回牛熊證

| 股份 代號 | 牛熊證 | 上市時之 發行單位 | 上市日期 | 到期日 | 集資金額 (百萬港元) |
|----------|--|--------------|------------|------------|----------------|
| 68867 | J P Morgan SP BV – Tencent R Bull CBBC Mar 2019 G | 50,000,000 | 2018/10/19 | 2019/03/08 | 12.50 |
| 68868 | J P Morgan SP BV – Tencent R Bull CBBC Mar 2019 H | 50,000,000 | 2018/10/19 | 2019/03/15 | 13.25 |
| 68877 | J P Morgan SP BV – Tencent R Bull CBBC Mar 2019 I | 50,000,000 | 2018/10/19 | 2019/03/15 | 16.75 |
| 68873 | J P Morgan SP BV – Tencent R Bull CBBC Apr 2019 A | 50,000,000 | 2018/10/19 | 2019/04/12 | 15.25 |
| 68885 | J P Morgan SP BV – Tencent R Bull CBBC Apr 2019 B | 50,000,000 | 2018/10/19 | 2019/04/18 | 20.25 |
| 68893 | J P Morgan SP BV – Tencent R Bull CBBC Apr 2019 C | 50,000,000 | 2018/10/19 | 2019/04/18 | 25.25 |
| 68895 | J P Morgan SP BV – Tencent R Bull CBBC Apr 2019 D | 50,000,000 | 2018/10/19 | 2019/04/12 | 30.25 |
| 68577 | J P Morgan SP BV – Tencent R Bear CBBC Mar 2019 I | 50,000,000 | 2018/10/19 | 2019/03/15 | 12.50 |
| 68903 | J P Morgan SP BV – Tencent R Bear CBBC Mar 2019 J | 50,000,000 | 2018/10/19 | 2019/03/15 | 12.50 |
| 68906 | J P Morgan SP BV – Tencent R Bear CBBC Mar 2019 K | 50,000,000 | 2018/10/19 | 2019/03/15 | 13.25 |
| 68574 | J P Morgan SP BV – Tencent R Bear CBBC Apr 2019 C | 50,000,000 | 2018/10/19 | 2019/04/12 | 12.50 |
| 68905 | J P Morgan SP BV – Tencent R Bear CBBC Apr 2019 D | 50,000,000 | 2018/10/19 | 2019/04/12 | 12.50 |
| 68527 | Macquarie Bank Ltd. – Tencent R Bull CBBC Mar 2019 I | 26,300,000 | 2018/10/19 | 2019/03/12 | 10.02 |
| 68532 | Macquarie Bank Ltd. – Tencent R Bull CBBC Mar 2019 J | 21,800,000 | 2018/10/19 | 2019/03/29 | 10.03 |
| 68558 | Macquarie Bank Ltd. – Tencent R Bull CBBC Mar 2019 K | 11,000,000 | 2018/10/19 | 2019/03/28 | 10.05 |
| 68561 | Macquarie Bank Ltd. – Tencent R Bear CBBC Mar 2019 F | 15,600,000 | 2018/10/19 | 2019/03/22 | 10.03 |
| 69115 | SG Issuer – AIA R Bear CBBC Mar 2019 D | 60,000,000 | 2018/10/19 | 2019/03/18 | 15.00 |
| 69117 | SG Issuer – CC Bank R Bull CBBC Aug 2019 M | 100,000,000 | 2018/10/19 | 2019/08/08 | 25.00 |
| 69003 | SG Issuer – Geely Auto R Bear CBBC Feb 2019 C | 40,000,000 | 2018/10/19 | 2019/02/27 | 10.00 |
| 68967 | SG Issuer – Galaxy Ent R Bull CBBC Jun 2019 Q | 100,000,000 | 2018/10/19 | 2019/06/20 | 25.00 |
| 68997 | SG Issuer – Galaxy Ent R Bear CBBC Jul 2019 H | 100,000,000 | 2018/10/19 | 2019/07/09 | 25.00 |
| 69005 | SG Issuer – HKEX R Bull CBBC Jul 2019 E | 50,000,000 | 2018/10/19 | 2019/07/09 | 12.50 |
| 69121 | SG Issuer – HKEX R Bull CBBC Jul 2019 F | 50,000,000 | 2018/10/19 | 2019/07/11 | 12.50 |
| 69131 | SG Issuer – HKEX R Bull CBBC Jul 2019 G | 50,000,000 | 2018/10/19 | 2019/07/17 | 12.50 |
| 69120 | SG Issuer – HKEX R Bear CBBC Mar 2019 H | 50,000,000 | 2018/10/19 | 2019/03/18 | 12.50 |
| 69047 | SG Issuer – HSI R Bull CBBC Jul 2020 A | 200,000,000 | 2018/10/19 | 2020/07/30 | 65.00 |
| 69052 | SG Issuer – HSI R Bull CBBC Jul 2020 B | 200,000,000 | 2018/10/19 | 2020/07/30 | 50.00 |
| 69058 | SG Issuer – HSI R Bull CBBC Aug 2020 E | 200,000,000 | 2018/10/19 | 2020/08/28 | 73.00 |
| 69069 | SG Issuer – HSI R Bull CBBC Sep 2020 H | 200,000,000 | 2018/10/19 | 2020/09/29 | 62.00 |
| 69074 | SG Issuer – HSI R Bull CBBC Sep 2020 L | 200,000,000 | 2018/10/19 | 2020/09/29 | 50.00 |
| 69066 | SG Issuer – HSI R Bull CBBC Sep 2020 N | 200,000,000 | 2018/10/19 | 2020/09/29 | 50.00 |
| 69085 | SG Issuer – HSI R Bull CBBC Sep 2020 Q | 200,000,000 | 2018/10/19 | 2020/09/29 | 50.00 |
| 69079 | SG Issuer – HSI R Bull CBBC Sep 2020 R | 200,000,000 | 2018/10/19 | 2020/09/29 | 50.00 |
| 69084 | SG Issuer – HSI R Bull CBBC Sep 2020 S | 200,000,000 | 2018/10/19 | 2020/09/29 | 50.00 |
| 69087 | SG Issuer – HSI R Bull CBBC Sep 2020 T | 200,000,000 | 2018/10/19 | 2020/09/29 | 50.00 |
| 69090 | SG Issuer – HSI R Bull CBBC Oct 2020 A | 200,000,000 | 2018/10/19 | 2020/10/29 | 50.00 |
| 68913 | SG Issuer – HSI R Bull CBBC Oct 2020 S | 200,000,000 | 2018/10/19 | 2020/10/29 | 50.00 |
| 68917 | SG Issuer – HSI R Bull CBBC Nov 2020 F | 200,000,000 | 2018/10/19 | 2020/11/27 | 72.00 |
| 68918 | SG Issuer – HSI R Bull CBBC Nov 2020 G | 200,000,000 | 2018/10/19 | 2020/11/27 | 62.00 |
| 68920 | SG Issuer – HSI R Bull CBBC Nov 2020 H | 200,000,000 | 2018/10/19 | 2020/11/27 | 50.00 |
| 68921 | SG Issuer – HSI R Bull CBBC Nov 2020 J | 200,000,000 | 2018/10/19 | 2020/11/27 | 50.00 |
| 68923 | SG Issuer – HSI R Bull CBBC Nov 2020 L | 200,000,000 | 2018/10/19 | 2020/11/27 | 50.00 |
| 68963 | SG Issuer – HSI R Bull CBBC Dec 2020 A | 200,000,000 | 2018/10/19 | 2020/12/30 | 50.00 |
| 68946 | SG Issuer – HSI R Bull CBBC Dec 2020 B | 200,000,000 | 2018/10/19 | 2020/12/30 | 50.00 |
| 68965 | SG Issuer – HSI R Bull CBBC Dec 2020 D | 200,000,000 | 2018/10/19 | 2020/12/30 | 50.00 |

主板 可收回牛熊證

| 股份代號 | 牛熊證 | 上市時之發行單位 | 上市日期 | 到期日 | 集資金額 (百萬港元) |
|-------|--|-------------|------------|------------|----------------|
| 68935 | SG Issuer – HSI R Bull CBBC Dec 2020 F | 200,000,000 | 2018/10/19 | 2020/12/30 | 50.00 |
| 68927 | SG Issuer – HSI R Bull CBBC Dec 2020 G | 200,000,000 | 2018/10/19 | 2020/12/30 | 70.00 |
| 68939 | SG Issuer – HSI R Bull CBBC Dec 2020 H | 200,000,000 | 2018/10/19 | 2020/12/30 | 50.00 |
| 68945 | SG Issuer – HSI R Bull CBBC Dec 2020 I | 200,000,000 | 2018/10/19 | 2020/12/30 | 50.00 |
| 68934 | SG Issuer – HSI R Bull CBBC Dec 2020 J | 200,000,000 | 2018/10/19 | 2020/12/30 | 58.00 |
| 68947 | SG Issuer – HSI R Bull CBBC Dec 2020 P | 200,000,000 | 2018/10/19 | 2020/12/30 | 50.00 |
| 68956 | SG Issuer – HSI R Bull CBBC Dec 2020 R | 200,000,000 | 2018/10/19 | 2020/12/30 | 50.00 |
| 68960 | SG Issuer – HSI R Bull CBBC Dec 2020 V | 200,000,000 | 2018/10/19 | 2020/12/30 | 50.00 |
| 68962 | SG Issuer – HSI R Bull CBBC Dec 2020 W | 200,000,000 | 2018/10/19 | 2020/12/30 | 50.00 |
| 69018 | SG Issuer – HSI R Bear CBBC Mar 2019 X | 200,000,000 | 2018/10/19 | 2019/03/28 | 50.00 |
| 69021 | SG Issuer – HSI R Bear CBBC Apr 2019 L | 200,000,000 | 2018/10/19 | 2019/04/29 | 50.00 |
| 69092 | SG Issuer – HSI R Bear CBBC Apr 2019 M | 200,000,000 | 2018/10/19 | 2019/04/29 | 50.00 |
| 69095 | SG Issuer – HSI R Bear CBBC Apr 2019 N | 200,000,000 | 2018/10/19 | 2019/04/29 | 50.00 |
| 69043 | SG Issuer – HSI R Bear CBBC May 2019 A | 200,000,000 | 2018/10/19 | 2019/05/30 | 50.00 |
| 69097 | SG Issuer – HSI R Bear CBBC May 2019 B | 200,000,000 | 2018/10/19 | 2019/05/30 | 50.00 |
| 69105 | SG Issuer – HSI R Bear CBBC May 2019 C | 200,000,000 | 2018/10/19 | 2019/05/30 | 50.00 |
| 69109 | SG Issuer – HSI R Bear CBBC Jul 2019 A | 200,000,000 | 2018/10/19 | 2019/07/30 | 50.00 |
| 69113 | SG Issuer – HSI R Bear CBBC Jul 2019 B | 200,000,000 | 2018/10/19 | 2019/07/30 | 50.00 |
| 68972 | SG Issuer – Ping An R Bull CBBC Mar 2019 K | 100,000,000 | 2018/10/19 | 2019/03/05 | 25.00 |
| 68973 | SG Issuer – Ping An R Bull CBBC Mar 2019 L | 100,000,000 | 2018/10/19 | 2019/03/06 | 25.00 |
| 69137 | SG Issuer – Ping An R Bull CBBC Mar 2019 M | 100,000,000 | 2018/10/19 | 2019/03/18 | 25.00 |
| 69007 | SG Issuer – Ping An R Bear CBBC Apr 2019 G | 100,000,000 | 2018/10/19 | 2019/04/25 | 25.00 |
| 69011 | SG Issuer – Sands China R Bear CBBC Sep 2019 A | 80,000,000 | 2018/10/19 | 2019/09/05 | 20.00 |
| 69138 | SG Issuer – Tencent R Bull CBBC Jan 2019 E | 80,000,000 | 2018/10/19 | 2019/01/31 | 22.00 |
| 69139 | SG Issuer – Tencent R Bull CBBC Feb 2019 A | 80,000,000 | 2018/10/19 | 2019/02/14 | 28.40 |
| 69146 | SG Issuer – Tencent R Bull CBBC Feb 2019 C | 80,000,000 | 2018/10/19 | 2019/02/27 | 20.00 |
| 68980 | SG Issuer – Tencent R Bull CBBC Feb 2019 G | 80,000,000 | 2018/10/19 | 2019/02/26 | 20.00 |
| 69144 | SG Issuer – Tencent R Bull CBBC Feb 2019 H | 80,000,000 | 2018/10/19 | 2019/02/22 | 20.00 |
| 69145 | SG Issuer – Tencent R Bull CBBC Feb 2019 L | 80,000,000 | 2018/10/19 | 2019/02/26 | 20.00 |
| 69147 | SG Issuer – Tencent R Bull CBBC Feb 2019 Q | 80,000,000 | 2018/10/19 | 2019/02/28 | 56.80 |
| 68984 | SG Issuer – Tencent R Bull CBBC Feb 2019 X | 80,000,000 | 2018/10/19 | 2019/02/27 | 20.00 |
| 68985 | SG Issuer – Tencent R Bull CBBC Mar 2019 R | 80,000,000 | 2018/10/19 | 2019/03/05 | 20.00 |
| 68988 | SG Issuer – Tencent R Bull CBBC Mar 2019 S | 80,000,000 | 2018/10/19 | 2019/03/06 | 20.00 |
| 68990 | SG Issuer – Tencent R Bull CBBC Mar 2019 T | 80,000,000 | 2018/10/19 | 2019/03/06 | 20.00 |
| 69152 | SG Issuer – Tencent R Bull CBBC Mar 2019 U | 80,000,000 | 2018/10/19 | 2019/03/27 | 36.40 |
| 69159 | SG Issuer – Tencent R Bull CBBC Mar 2019 V | 80,000,000 | 2018/10/19 | 2019/03/28 | 20.00 |
| 69014 | SG Issuer – Tencent R Bear CBBC Mar 2019 N | 80,000,000 | 2018/10/19 | 2019/03/25 | 20.00 |
| 69015 | SG Issuer – Tencent R Bear CBBC Mar 2019 O | 80,000,000 | 2018/10/19 | 2019/03/26 | 20.00 |
| 69016 | SG Issuer – Tencent R Bear CBBC Mar 2019 P | 80,000,000 | 2018/10/19 | 2019/03/27 | 22.40 |
| 68736 | UBS AG – AIA R Bull CBBC Jun 2019 A | 60,000,000 | 2018/10/19 | 2019/06/10 | 15.00 |
| 68766 | UBS AG – CC Bank R Bear CBBC Mar 2019 A | 50,000,000 | 2018/10/19 | 2019/03/11 | 12.50 |
| 68728 | UBS AG – Galaxy Ent R Bull CBBC Jun 2019 B | 40,000,000 | 2018/10/19 | 2019/06/17 | 10.00 |
| 68741 | UBS AG – Galaxy Ent R Bear CBBC Apr 2019 B | 40,000,000 | 2018/10/19 | 2019/04/29 | 10.00 |
| 68617 | UBS AG – HKEX R Bull CBBC May 2019 C | 50,000,000 | 2018/10/19 | 2019/05/20 | 12.50 |
| 68620 | UBS AG – HKEX R Bull CBBC May 2019 D | 50,000,000 | 2018/10/19 | 2019/05/27 | 12.50 |

主板 可收回牛熊證

| 股份代號 | 牛熊證 | 上市時之發行單位 | 上市日期 | 到期日 | 集資金額 (百萬港元) |
|-------|---|-------------|------------|------------|----------------|
| 68729 | UBS AG – HKEX R Bull CBBC May 2019 E | 50,000,000 | 2018/10/19 | 2019/05/06 | 12.50 |
| 68730 | UBS AG – HKEX R Bull CBBC May 2019 F | 50,000,000 | 2018/10/19 | 2019/05/20 | 12.50 |
| 68807 | UBS AG – HKEX R Bull CBBC May 2019 G | 50,000,000 | 2018/10/19 | 2019/05/15 | 12.50 |
| 68755 | UBS AG – HKEX R Bear CBBC Apr 2019 B | 50,000,000 | 2018/10/19 | 2019/04/08 | 12.50 |
| 68738 | UBS AG – HSBC R Bear CBBC Apr 2019 B | 50,000,000 | 2018/10/19 | 2019/04/24 | 12.50 |
| 68780 | UBS AG – HSCEI R Bull CBBC Oct 2020 B | 100,000,000 | 2018/10/19 | 2020/10/29 | 25.00 |
| 68781 | UBS AG – HSCEI R Bull CBBC Dec 2020 A | 100,000,000 | 2018/10/19 | 2020/12/30 | 25.00 |
| 68782 | UBS AG – HSCEI R Bear CBBC Feb 2019 C | 100,000,000 | 2018/10/19 | 2019/02/27 | 25.00 |
| 68664 | UBS AG – HSI R Bull CBBC Nov 2019 E | 200,000,000 | 2018/10/19 | 2019/11/28 | 50.00 |
| 68644 | UBS AG – HSI R Bull CBBC Nov 2019 J | 200,000,000 | 2018/10/19 | 2019/11/28 | 50.00 |
| 68670 | UBS AG – HSI R Bull CBBC Nov 2019 P | 200,000,000 | 2018/10/19 | 2019/11/28 | 50.00 |
| 68677 | UBS AG – HSI R Bull CBBC Nov 2019 V | 200,000,000 | 2018/10/19 | 2019/11/28 | 50.00 |
| 68657 | UBS AG – HSI R Bull CBBC Dec 2019 M | 200,000,000 | 2018/10/19 | 2019/12/30 | 50.00 |
| 68649 | UBS AG – HSI R Bull CBBC Sep 2020 C | 200,000,000 | 2018/10/19 | 2020/09/29 | 50.00 |
| 68680 | UBS AG – HSI R Bull CBBC Sep 2020 D | 200,000,000 | 2018/10/19 | 2020/09/29 | 51.00 |
| 68579 | UBS AG – HSI R Bull CBBC Sep 2020 S | 200,000,000 | 2018/10/19 | 2020/09/29 | 50.00 |
| 68586 | UBS AG – HSI R Bull CBBC Sep 2020 X | 200,000,000 | 2018/10/19 | 2020/09/29 | 50.00 |
| 68587 | UBS AG – HSI R Bull CBBC Sep 2020 Y | 200,000,000 | 2018/10/19 | 2020/09/29 | 50.00 |
| 68678 | UBS AG – HSI R Bull CBBC Oct 2020 C | 200,000,000 | 2018/10/19 | 2020/10/29 | 50.00 |
| 68584 | UBS AG – HSI R Bull CBBC Oct 2020 H | 200,000,000 | 2018/10/19 | 2020/10/29 | 50.00 |
| 68655 | UBS AG – HSI R Bull CBBC Oct 2020 I | 200,000,000 | 2018/10/19 | 2020/10/29 | 50.00 |
| 68666 | UBS AG – HSI R Bull CBBC Oct 2020 Q | 200,000,000 | 2018/10/19 | 2020/10/29 | 50.00 |
| 68589 | UBS AG – HSI R Bull CBBC Oct 2020 R | 200,000,000 | 2018/10/19 | 2020/10/29 | 50.00 |
| 68642 | UBS AG – HSI R Bull CBBC Oct 2020 T | 200,000,000 | 2018/10/19 | 2020/10/29 | 50.00 |
| 68578 | UBS AG – HSI R Bull CBBC Dec 2020 A | 200,000,000 | 2018/10/19 | 2020/12/30 | 50.00 |
| 68681 | UBS AG – HSI R Bull CBBC Dec 2020 E | 200,000,000 | 2018/10/19 | 2020/12/30 | 67.00 |
| 68805 | UBS AG – HSI R Bear CBBC Jan 2019 Z | 200,000,000 | 2018/10/19 | 2019/01/30 | 50.00 |
| 68794 | UBS AG – HSI R Bear CBBC Feb 2019 A | 200,000,000 | 2018/10/19 | 2019/02/27 | 50.00 |
| 68801 | UBS AG – HSI R Bear CBBC Feb 2019 B | 200,000,000 | 2018/10/19 | 2019/02/27 | 50.00 |
| 68804 | UBS AG – HSI R Bear CBBC Feb 2019 C | 200,000,000 | 2018/10/19 | 2019/02/27 | 50.00 |
| 68797 | UBS AG – HSI R Bear CBBC Mar 2019 G | 200,000,000 | 2018/10/19 | 2019/03/28 | 50.00 |
| 68803 | UBS AG – HSI R Bear CBBC Mar 2019 H | 200,000,000 | 2018/10/19 | 2019/03/28 | 50.00 |
| 68636 | UBS AG – Ping An R Bull CBBC Feb 2019 I | 100,000,000 | 2018/10/19 | 2019/02/25 | 25.00 |
| 68640 | UBS AG – Ping An R Bull CBBC Mar 2019 G | 100,000,000 | 2018/10/19 | 2019/03/25 | 25.00 |
| 68773 | UBS AG – Ping An R Bear CBBC Apr 2019 B | 100,000,000 | 2018/10/19 | 2019/04/03 | 25.00 |
| 68778 | UBS AG – Ping An R Bear CBBC Apr 2019 C | 100,000,000 | 2018/10/19 | 2019/04/10 | 25.00 |
| 68710 | UBS AG – Tencent R Bull CBBC Mar 2019 C | 40,000,000 | 2018/10/19 | 2019/03/04 | 10.00 |
| 68720 | UBS AG – Tencent R Bull CBBC Mar 2019 D | 40,000,000 | 2018/10/19 | 2019/03/11 | 11.80 |
| 68723 | UBS AG – Tencent R Bull CBBC Mar 2019 E | 40,000,000 | 2018/10/19 | 2019/03/25 | 13.20 |
| 68592 | UBS AG – Tencent R Bull CBBC Mar 2019 X | 40,000,000 | 2018/10/19 | 2019/03/11 | 10.00 |
| 68594 | UBS AG – Tencent R Bull CBBC Mar 2019 Y | 40,000,000 | 2018/10/19 | 2019/03/07 | 10.00 |
| 68604 | UBS AG – Tencent R Bull CBBC Mar 2019 Z | 40,000,000 | 2018/10/19 | 2019/03/12 | 10.00 |
| 68602 | UBS AG – Tencent R Bull CBBC Apr 2019 S | 40,000,000 | 2018/10/19 | 2019/04/03 | 10.00 |
| 68613 | UBS AG – Tencent R Bull CBBC Apr 2019 T | 40,000,000 | 2018/10/19 | 2019/04/10 | 10.00 |
| 68687 | UBS AG – Tencent R Bull CBBC Apr 2019 U | 40,000,000 | 2018/10/19 | 2019/04/25 | 10.00 |

主板 可收回牛熊證

| 股份 代號 | 牛熊證 | 上市時之 發行單位 | 上市日期 | 到期日 | 集資金額 (百萬港元) |
|----------|---|--------------|------------|------------|----------------|
| 68690 | UBS AG – Tencent R Bull CBBC Apr 2019 V | 40,000,000 | 2018/10/19 | 2019/04/16 | 10.00 |
| 68712 | UBS AG – Tencent R Bull CBBC Apr 2019 W | 40,000,000 | 2018/10/19 | 2019/04/12 | 10.20 |
| 68727 | UBS AG – Tencent R Bull CBBC Apr 2019 X | 40,000,000 | 2018/10/19 | 2019/04/26 | 23.20 |
| 68614 | UBS AG – Tencent R Bull CBBC Jun 2019 H | 40,000,000 | 2018/10/19 | 2019/06/03 | 10.00 |
| 68616 | UBS AG – Tencent R Bull CBBC Jun 2019 I | 40,000,000 | 2018/10/19 | 2019/06/12 | 10.00 |
| 68703 | UBS AG – Tencent R Bull CBBC Jun 2019 J | 40,000,000 | 2018/10/19 | 2019/06/05 | 10.00 |
| 68725 | UBS AG – Tencent R Bull CBBC Jun 2019 K | 40,000,000 | 2018/10/19 | 2019/06/06 | 14.20 |
| 68759 | UBS AG – Tencent R Bear CBBC Mar 2019 H | 40,000,000 | 2018/10/19 | 2019/03/28 | 10.00 |
| 68760 | UBS AG – Tencent R Bear CBBC Mar 2019 I | 40,000,000 | 2018/10/19 | 2019/03/25 | 10.00 |
| 68762 | UBS AG – Tencent R Bear CBBC Mar 2019 J | 40,000,000 | 2018/10/19 | 2019/03/21 | 10.00 |
| 68764 | UBS AG – Tencent R Bear CBBC Mar 2019 K | 40,000,000 | 2018/10/19 | 2019/03/26 | 10.00 |
| 68815 | UBS AG – Tencent R Bear CBBC Apr 2019 F | 40,000,000 | 2018/10/19 | 2019/04/17 | 13.80 |
| 68816 | UBS AG – Tencent R Bear CBBC Apr 2019 G | 40,000,000 | 2018/10/19 | 2019/04/24 | 11.80 |
| 68309 | Bank Vontobel – AIA R Bull CBBC Jul 2019 D | 40,000,000 | 2018/10/19 | 2019/07/12 | 10.00 |
| 68305 | Bank Vontobel – CC Bank R Bear CBBC May 2019 A | 40,000,000 | 2018/10/19 | 2019/05/24 | 10.00 |
| 68312 | Bank Vontobel – China Life R Bear CBBC Jun 2019 B | 40,000,000 | 2018/10/19 | 2019/06/21 | 10.00 |
| 68313 | Bank Vontobel – CNOOC R Bull CBBC Nov 2019 B | 40,000,000 | 2018/10/19 | 2019/11/15 | 10.00 |
| 68310 | Bank Vontobel – Sinopec Corp R Bull CBBC Jul 2019 C | 40,000,000 | 2018/10/19 | 2019/07/19 | 10.00 |
| 68329 | Bank Vontobel – Galaxy Ent R Bull CBBC Nov 2019 A | 40,000,000 | 2018/10/19 | 2019/11/15 | 10.00 |
| 68089 | Bank Vontobel – HKEX R Bull CBBC Oct 2019 A | 40,000,000 | 2018/10/19 | 2019/10/25 | 11.32 |
| 68328 | Bank Vontobel – HKEX R Bull CBBC Oct 2019 B | 40,000,000 | 2018/10/19 | 2019/10/25 | 14.00 |
| 68087 | Bank Vontobel – HKEX R Bear CBBC Jun 2019 C | 40,000,000 | 2018/10/19 | 2019/06/21 | 10.00 |
| 68306 | Bank Vontobel – HSBC R Bull CBBC Sep 2019 A | 40,000,000 | 2018/10/19 | 2019/09/06 | 10.00 |
| 68080 | Bank Vontobel – HSI N Bull CBBC Apr 2019 O | 80,000,000 | 2018/10/19 | 2019/04/29 | 20.00 |
| 68083 | Bank Vontobel – HSI N Bull CBBC Apr 2019 P | 80,000,000 | 2018/10/19 | 2019/04/29 | 20.00 |
| 68085 | Bank Vontobel – HSI N Bull CBBC Apr 2019 Q | 80,000,000 | 2018/10/19 | 2019/04/29 | 20.00 |
| 68314 | Bank Vontobel – PetroChina R Bull CBBC Nov 2019 A | 40,000,000 | 2018/10/19 | 2019/11/08 | 10.00 |
| 68090 | Bank Vontobel – Sunny Optical R Bull CBBC Jul 2019 B | 40,000,000 | 2018/10/19 | 2019/07/26 | 10.00 |
| 68076 | Bank Vontobel – Tencent R Bull CBBC Jul 2019 F | 40,000,000 | 2018/10/19 | 2019/07/05 | 10.00 |
| 68077 | Bank Vontobel – Tencent R Bull CBBC Oct 2019 A | 40,000,000 | 2018/10/19 | 2019/10/18 | 30.40 |
| 69511 | BNP Paribas Issuance B.V. – CC Bank R Bear CBBC May 2019 K | 100,000,000 | 2018/10/22 | 2019/05/30 | 25.00 |
| 69513 | BNP Paribas Issuance B.V. – Galaxy Ent R Bull CBBC Nov 2019 R | 150,000,000 | 2018/10/22 | 2019/11/28 | 37.50 |
| 69515 | BNP Paribas Issuance B.V. – HKEX R Bull CBBC May 2019 U | 50,000,000 | 2018/10/22 | 2019/05/30 | 12.50 |
| 69514 | BNP Paribas Issuance B.V. – HSBC R Bear CBBC Jul 2019 B | 150,000,000 | 2018/10/22 | 2019/07/30 | 37.50 |
| 69508 | BNP Paribas Issuance B.V. – Tencent R Bear CBBC Mar 2019 K | 50,000,000 | 2018/10/22 | 2019/03/28 | 12.50 |
| 60158 | Credit Suisse AG – AIA R Bull CBBC Apr 2019 D | 70,000,000 | 2018/10/22 | 2019/04/29 | 17.50 |
| 60142 | Credit Suisse AG – Sinopec Corp R Bull CBBC Apr 2019 A | 60,000,000 | 2018/10/22 | 2019/04/29 | 15.00 |
| 60137 | Credit Suisse AG – Galaxy Ent R Bull CBBC Jul 2019 A | 50,000,000 | 2018/10/22 | 2019/07/30 | 12.50 |
| 60122 | Credit Suisse AG – HKEX R Bear CBBC Mar 2019 D | 50,000,000 | 2018/10/22 | 2019/03/29 | 12.50 |
| 60186 | Credit Suisse AG – HSI R Bull CBBC Aug 2020 E | 200,000,000 | 2018/10/22 | 2020/08/28 | 50.00 |
| 60182 | Credit Suisse AG – HSI R Bull CBBC Sep 2020 C | 200,000,000 | 2018/10/22 | 2020/09/29 | 50.00 |
| 60183 | Credit Suisse AG – HSI R Bull CBBC Sep 2020 H | 200,000,000 | 2018/10/22 | 2020/09/29 | 50.00 |
| 60237 | Credit Suisse AG – HSI R Bull CBBC Oct 2020 I | 200,000,000 | 2018/10/22 | 2020/10/29 | 50.00 |
| 60246 | Credit Suisse AG – HSI R Bull CBBC Oct 2020 J | 200,000,000 | 2018/10/22 | 2020/10/29 | 50.00 |
| 60199 | Credit Suisse AG – HSI R Bull CBBC Nov 2020 E | 200,000,000 | 2018/10/22 | 2020/11/27 | 50.00 |

主板 可收回牛熊證

| 股份 代號 | 牛熊證 | 上市時之 發行單位 | 上市日期 | 到期日 | 集資金額 (百萬港元) |
|----------|--|--------------|------------|------------|----------------|
| 60174 | Credit Suisse AG – HSI R Bull CBBC Nov 2020 I | 200,000,000 | 2018/10/22 | 2020/11/27 | 50.00 |
| 60069 | Credit Suisse AG – HSI R Bear CBBC Mar 2019 W | 200,000,000 | 2018/10/22 | 2019/03/28 | 50.00 |
| 60056 | Credit Suisse AG – HSI R Bear CBBC Apr 2019 E | 200,000,000 | 2018/10/22 | 2019/04/29 | 50.00 |
| 60070 | Credit Suisse AG – HSI R Bear CBBC Apr 2019 F | 200,000,000 | 2018/10/22 | 2019/04/29 | 50.00 |
| 60079 | Credit Suisse AG – HSI R Bear CBBC Apr 2019 G | 200,000,000 | 2018/10/22 | 2019/04/29 | 50.00 |
| 60096 | Credit Suisse AG – HSI R Bear CBBC Apr 2019 H | 200,000,000 | 2018/10/22 | 2019/04/29 | 50.00 |
| 60114 | Credit Suisse AG – HSI R Bear CBBC Apr 2019 I | 200,000,000 | 2018/10/22 | 2019/04/29 | 50.00 |
| 60163 | Credit Suisse AG – Ping An R Bull CBBC Mar 2019 G | 80,000,000 | 2018/10/22 | 2019/03/08 | 20.00 |
| 60123 | Credit Suisse AG – Ping An R Bear CBBC Apr 2019 D | 50,000,000 | 2018/10/22 | 2019/04/10 | 12.50 |
| 60255 | Credit Suisse AG – Tencent R Bull CBBC Mar 2019 M | 50,000,000 | 2018/10/22 | 2019/03/28 | 12.50 |
| 60143 | Credit Suisse AG – Tencent R Bull CBBC Jun 2019 H | 50,000,000 | 2018/10/22 | 2019/06/21 | 12.50 |
| 60152 | Credit Suisse AG – Tencent R Bear CBBC Mar 2019 K | 50,000,000 | 2018/10/22 | 2019/03/28 | 12.50 |
| 69481 | Goldman Sachs SP (Asia) – AIA R Bull CBBC May 2019 E | 100,000,000 | 2018/10/22 | 2019/05/14 | 25.00 |
| 60260 | Goldman Sachs SP (Asia) – AIA R Bull CBBC May 2019 F | 100,000,000 | 2018/10/22 | 2019/05/14 | 25.00 |
| 69482 | Goldman Sachs SP (Asia) – CSOP A50 ETF R Bull CBBC Nov 2019F | 100,000,000 | 2018/10/22 | 2019/11/25 | 25.00 |
| 60263 | Goldman Sachs SP (Asia) – CSOP A50 ETF R Bull CBBC Nov 2019G | 100,000,000 | 2018/10/22 | 2019/11/25 | 25.00 |
| 69480 | Goldman Sachs SP (Asia) – Galaxy Ent R Bull CBBC Jun 2019 G | 80,000,000 | 2018/10/22 | 2019/06/25 | 20.00 |
| 60257 | Goldman Sachs SP (Asia) – Galaxy Ent R Bull CBBC Jun 2019 H | 100,000,000 | 2018/10/22 | 2019/06/25 | 25.00 |
| 69475 | Goldman Sachs SP (Asia) – HKEX R Bull CBBC Feb 2019 H | 100,000,000 | 2018/10/22 | 2019/02/18 | 25.00 |
| 69477 | Goldman Sachs SP (Asia) – HKEX R Bull CBBC Feb 2019 I | 100,000,000 | 2018/10/22 | 2019/02/18 | 25.00 |
| 60248 | Goldman Sachs SP (Asia) – HKEX R Bull CBBC Feb 2019 J | 100,000,000 | 2018/10/22 | 2019/02/18 | 25.00 |
| 69484 | Goldman Sachs SP (Asia) – HSCEI R Bull CBBC Oct 2019 K | 200,000,000 | 2018/10/22 | 2019/10/30 | 50.00 |
| 69489 | Goldman Sachs SP (Asia) – HSCEI R Bear CBBC Oct 2019 B | 200,000,000 | 2018/10/22 | 2019/10/30 | 50.00 |
| 60052 | Goldman Sachs SP (Asia) – HSI R Bull CBBC Dec 2020 D | 200,000,000 | 2018/10/22 | 2020/12/30 | 50.00 |
| 60023 | Goldman Sachs SP (Asia) – HSI R Bull CBBC Dec 2020 O | 200,000,000 | 2018/10/22 | 2020/12/30 | 50.00 |
| 60024 | Goldman Sachs SP (Asia) – HSI R Bull CBBC Dec 2020 P | 200,000,000 | 2018/10/22 | 2020/12/30 | 50.00 |
| 60026 | Goldman Sachs SP (Asia) – HSI R Bull CBBC Dec 2020 Q | 200,000,000 | 2018/10/22 | 2020/12/30 | 50.00 |
| 60038 | Goldman Sachs SP (Asia) – HSI R Bull CBBC Dec 2020 R | 200,000,000 | 2018/10/22 | 2020/12/30 | 50.00 |
| 60041 | Goldman Sachs SP (Asia) – HSI R Bull CBBC Dec 2020 V | 200,000,000 | 2018/10/22 | 2020/12/30 | 50.00 |
| 69490 | Goldman Sachs SP (Asia) – HSI R Bear CBBC Feb 2019 O | 200,000,000 | 2018/10/22 | 2019/02/27 | 50.00 |
| 69491 | Goldman Sachs SP (Asia) – HSI R Bear CBBC Feb 2019 P | 200,000,000 | 2018/10/22 | 2019/02/27 | 50.00 |
| 69492 | Goldman Sachs SP (Asia) – HSI R Bear CBBC Feb 2019 R | 200,000,000 | 2018/10/22 | 2019/02/27 | 50.00 |
| 69497 | Goldman Sachs SP (Asia) – HSI R Bear CBBC Mar 2019 C | 200,000,000 | 2018/10/22 | 2019/03/28 | 50.00 |
| 69498 | Goldman Sachs SP (Asia) – HSI R Bear CBBC Mar 2019 D | 200,000,000 | 2018/10/22 | 2019/03/28 | 50.00 |
| 69500 | Goldman Sachs SP (Asia) – HSI R Bear CBBC Mar 2019 E | 200,000,000 | 2018/10/22 | 2019/03/28 | 50.00 |
| 69504 | Goldman Sachs SP (Asia) – HSI R Bear CBBC Mar 2019 F | 200,000,000 | 2018/10/22 | 2019/03/28 | 50.00 |
| 69507 | Goldman Sachs SP (Asia) – HSI R Bear CBBC Mar 2019 G | 200,000,000 | 2018/10/22 | 2019/03/28 | 50.00 |
| 60242 | Goldman Sachs SP (Asia) – Ping An R Bull CBBC Aug 2019 A | 100,000,000 | 2018/10/22 | 2019/08/12 | 25.00 |
| 69458 | Goldman Sachs SP (Asia) – Ping An R Bear CBBC Aug 2019 A | 80,000,000 | 2018/10/22 | 2019/08/12 | 20.00 |
| 69435 | Goldman Sachs SP (Asia) – Tencent R Bull CBBC Feb 2019 Q | 80,000,000 | 2018/10/22 | 2019/02/26 | 32.72 |
| 69439 | Goldman Sachs SP (Asia) – Tencent R Bull CBBC Feb 2019 R | 80,000,000 | 2018/10/22 | 2019/02/26 | 40.64 |
| 69535 | Goldman Sachs SP (Asia) – Tencent R Bull CBBC Feb 2019 S | 100,000,000 | 2018/10/22 | 2019/02/26 | 25.00 |
| 69537 | Goldman Sachs SP (Asia) – Tencent R Bull CBBC Feb 2019 T | 80,000,000 | 2018/10/22 | 2019/02/26 | 25.04 |
| 60193 | Goldman Sachs SP (Asia) – Tencent R Bull CBBC Feb 2019 U | 100,000,000 | 2018/10/22 | 2019/02/26 | 25.00 |
| 60234 | Goldman Sachs SP (Asia) – Tencent R Bull CBBC Feb 2019 V | 100,000,000 | 2018/10/22 | 2019/02/26 | 25.00 |

主板 可收回牛熊證

| 股份代號 | 牛熊證 | 上市時之發行單位 | 上市日期 | 到期日 | 集資金額 (百萬港元) |
|-------|--|-------------|------------|------------|----------------|
| 60239 | Goldman Sachs SP (Asia) – Tencent R Bull CBBC Feb 2019 W | 100,000,000 | 2018/10/22 | 2019/02/26 | 25.00 |
| 69445 | Goldman Sachs SP (Asia) – Tencent R Bear CBBC Feb 2019 C | 80,000,000 | 2018/10/22 | 2019/02/26 | 20.00 |
| 69451 | Goldman Sachs SP (Asia) – Tencent R Bear CBBC Feb 2019 D | 80,000,000 | 2018/10/22 | 2019/02/26 | 20.00 |
| 69548 | HK Bank – AIA R Bear CBBC Apr 2019 A | 40,000,000 | 2018/10/22 | 2019/04/30 | 10.00 |
| 69572 | HK Bank – HKEX R Bull CBBC Jul 2019 A | 50,000,000 | 2018/10/22 | 2019/07/08 | 20.00 |
| 69544 | HK Bank – HKEX R Bear CBBC Apr 2019 A | 40,000,000 | 2018/10/22 | 2019/04/04 | 10.00 |
| 69542 | HK Bank – HSI R Bull CBBC Jul 2019 Y | 150,000,000 | 2018/10/22 | 2019/07/30 | 37.50 |
| 69543 | HK Bank – HSI R Bull CBBC Sep 2019 F | 150,000,000 | 2018/10/22 | 2019/09/27 | 37.50 |
| 69546 | HK Bank – HSI R Bull CBBC Dec 2019 H | 150,000,000 | 2018/10/22 | 2019/12/30 | 37.50 |
| 69550 | HK Bank – HSI R Bear CBBC Apr 2019 D | 150,000,000 | 2018/10/22 | 2019/04/29 | 37.50 |
| 69551 | HK Bank – HSI R Bear CBBC Apr 2019 E | 150,000,000 | 2018/10/22 | 2019/04/29 | 37.50 |
| 69554 | HK Bank – Tencent R Bull CBBC Jun 2019 N | 60,000,000 | 2018/10/22 | 2019/06/06 | 15.00 |
| 69557 | HK Bank – Tencent R Bear CBBC Apr 2019 D | 50,000,000 | 2018/10/22 | 2019/04/30 | 12.50 |
| 69924 | Haitong Int'l Sec – HSI R Bull CBBC Oct 2019 M | 120,000,000 | 2018/10/22 | 2019/10/30 | 30.00 |
| 69927 | Haitong Int'l Sec – HSI R Bull CBBC Oct 2019 N | 120,000,000 | 2018/10/22 | 2019/10/30 | 30.00 |
| 69928 | Haitong Int'l Sec – HSI R Bull CBBC Nov 2019 K | 120,000,000 | 2018/10/22 | 2019/11/28 | 30.00 |
| 69916 | J P Morgan SP BV – CC Bank R Bull CBBC Mar 2019 B | 100,000,000 | 2018/10/22 | 2019/03/15 | 25.00 |
| 69923 | J P Morgan SP BV – Galaxy Ent R Bull CBBC May 2019 A | 100,000,000 | 2018/10/22 | 2019/05/10 | 25.00 |
| 60011 | J P Morgan SP BV – Galaxy Ent R Bear CBBC Apr 2019 B | 100,000,000 | 2018/10/22 | 2019/04/12 | 25.00 |
| 69872 | J P Morgan SP BV – HKEX R Bull CBBC Feb 2019 E | 40,000,000 | 2018/10/22 | 2019/02/15 | 10.00 |
| 69886 | J P Morgan SP BV – HKEX R Bull CBBC Mar 2019 C | 40,000,000 | 2018/10/22 | 2019/03/08 | 10.00 |
| 69963 | J P Morgan SP BV – HSI R Bull CBBC Sep 2020 F | 200,000,000 | 2018/10/22 | 2020/09/29 | 50.00 |
| 69936 | J P Morgan SP BV – HSI R Bull CBBC Sep 2020 J | 200,000,000 | 2018/10/22 | 2020/09/29 | 50.00 |
| 69933 | J P Morgan SP BV – HSI R Bull CBBC Sep 2020 W | 200,000,000 | 2018/10/22 | 2020/09/29 | 50.00 |
| 69940 | J P Morgan SP BV – HSI R Bull CBBC Sep 2020 Y | 200,000,000 | 2018/10/22 | 2020/09/29 | 50.00 |
| 69937 | J P Morgan SP BV – HSI R Bull CBBC Oct 2020 B | 200,000,000 | 2018/10/22 | 2020/10/29 | 50.00 |
| 69962 | J P Morgan SP BV – HSI R Bull CBBC Oct 2020 M | 200,000,000 | 2018/10/22 | 2020/10/29 | 50.00 |
| 69967 | J P Morgan SP BV – HSI R Bull CBBC Oct 2020 P | 200,000,000 | 2018/10/22 | 2020/10/29 | 50.00 |
| 69935 | J P Morgan SP BV – HSI R Bull CBBC Oct 2020 Y | 200,000,000 | 2018/10/22 | 2020/10/29 | 50.00 |
| 69968 | J P Morgan SP BV – HSI R Bull CBBC Oct 2020 Z | 200,000,000 | 2018/10/22 | 2020/10/29 | 50.00 |
| 60009 | J P Morgan SP BV – HSI R Bull CBBC Nov 2020 A | 200,000,000 | 2018/10/22 | 2020/11/27 | 78.00 |
| 69977 | J P Morgan SP BV – HSI R Bull CBBC Nov 2020 T | 200,000,000 | 2018/10/22 | 2020/11/27 | 64.00 |
| 69981 | J P Morgan SP BV – HSI R Bull CBBC Nov 2020 U | 200,000,000 | 2018/10/22 | 2020/11/27 | 70.00 |
| 69787 | J P Morgan SP BV – HSI R Bear CBBC Jan 2019 C | 200,000,000 | 2018/10/22 | 2019/01/30 | 50.00 |
| 69788 | J P Morgan SP BV – HSI R Bear CBBC Jan 2019 D | 200,000,000 | 2018/10/22 | 2019/01/30 | 50.00 |
| 69803 | J P Morgan SP BV – HSI R Bear CBBC Jan 2019 E | 200,000,000 | 2018/10/22 | 2019/01/30 | 50.00 |
| 69806 | J P Morgan SP BV – HSI R Bear CBBC Jan 2019 F | 200,000,000 | 2018/10/22 | 2019/01/30 | 50.00 |
| 69815 | J P Morgan SP BV – HSI R Bear CBBC Jan 2019 V | 200,000,000 | 2018/10/22 | 2019/01/30 | 50.00 |
| 69780 | J P Morgan SP BV – HSI R Bear CBBC Jan 2019 Z | 200,000,000 | 2018/10/22 | 2019/01/30 | 50.00 |
| 69801 | J P Morgan SP BV – HSI R Bear CBBC Mar 2019 A | 200,000,000 | 2018/10/22 | 2019/03/28 | 50.00 |
| 69804 | J P Morgan SP BV – HSI R Bear CBBC Mar 2019 F | 200,000,000 | 2018/10/22 | 2019/03/28 | 50.00 |
| 69905 | J P Morgan SP BV – Ping An R Bull CBBC Mar 2019 C | 100,000,000 | 2018/10/22 | 2019/03/15 | 25.00 |
| 69821 | J P Morgan SP BV – Tencent R Bull CBBC Mar 2019 J | 50,000,000 | 2018/10/22 | 2019/03/08 | 12.50 |
| 69832 | J P Morgan SP BV – Tencent R Bear CBBC Mar 2019 L | 50,000,000 | 2018/10/22 | 2019/03/15 | 12.50 |
| 69820 | J P Morgan SP BV – Tencent R Bear CBBC Apr 2019 E | 50,000,000 | 2018/10/22 | 2019/04/12 | 12.50 |

主板 可收回牛熊證

| 股份代號 | 牛熊證 | 上市時之發行單位 | 上市日期 | 到期日 | 集資金額 (百萬港元) |
|-------|---|-------------|------------|------------|----------------|
| 69573 | Macquarie Bank Ltd. – Galaxy Ent R Bull CBBC Oct 2019 A | 40,000,000 | 2018/10/22 | 2019/10/30 | 10.04 |
| 69575 | Macquarie Bank Ltd. – Galaxy Ent R Bull CBBC Oct 2019 B | 38,000,000 | 2018/10/22 | 2019/10/30 | 10.11 |
| 60369 | SG Issuer – AIA R Bull CBBC Jun 2019 B | 60,000,000 | 2018/10/22 | 2019/06/27 | 15.00 |
| 60373 | SG Issuer – CNOOC R Bull CBBC Mar 2019 B | 40,000,000 | 2018/10/22 | 2019/03/04 | 10.00 |
| 60429 | SG Issuer – CSOP A50 ETF R Bull CBBC Mar 2019 L | 80,000,000 | 2018/10/22 | 2019/03/04 | 20.00 |
| 60387 | SG Issuer – HSBC R Bull CBBC Apr 2019 A | 100,000,000 | 2018/10/22 | 2019/04/08 | 25.00 |
| 60368 | SG Issuer – HSI R Bull CBBC Oct 2020 W | 200,000,000 | 2018/10/22 | 2020/10/29 | 50.00 |
| 60352 | SG Issuer – HSI R Bull CBBC Nov 2020 M | 200,000,000 | 2018/10/22 | 2020/11/27 | 50.00 |
| 60356 | SG Issuer – HSI R Bull CBBC Nov 2020 Q | 200,000,000 | 2018/10/22 | 2020/11/27 | 50.00 |
| 60357 | SG Issuer – HSI R Bull CBBC Nov 2020 U | 200,000,000 | 2018/10/22 | 2020/11/27 | 50.00 |
| 60359 | SG Issuer – HSI R Bull CBBC Dec 2020 Q | 200,000,000 | 2018/10/22 | 2020/12/30 | 50.00 |
| 60265 | SG Issuer – HSI R Bear CBBC Mar 2019 Z | 200,000,000 | 2018/10/22 | 2019/03/28 | 50.00 |
| 60285 | SG Issuer – HSI R Bear CBBC Apr 2019 O | 200,000,000 | 2018/10/22 | 2019/04/29 | 50.00 |
| 60321 | SG Issuer – HSI R Bear CBBC Apr 2019 P | 200,000,000 | 2018/10/22 | 2019/04/29 | 50.00 |
| 60334 | SG Issuer – HSI R Bear CBBC Apr 2019 Q | 200,000,000 | 2018/10/22 | 2019/04/29 | 50.00 |
| 60290 | SG Issuer – HSI R Bear CBBC May 2019 D | 200,000,000 | 2018/10/22 | 2019/05/30 | 50.00 |
| 60341 | SG Issuer – HSI R Bear CBBC May 2019 E | 200,000,000 | 2018/10/22 | 2019/05/30 | 50.00 |
| 60343 | SG Issuer – HSI R Bear CBBC May 2019 F | 200,000,000 | 2018/10/22 | 2019/05/30 | 50.00 |
| 60345 | SG Issuer – HSI R Bear CBBC May 2019 G | 200,000,000 | 2018/10/22 | 2019/05/30 | 50.00 |
| 60390 | SG Issuer – ICBC R Bull CBBC Aug 2019 F | 60,000,000 | 2018/10/22 | 2019/08/05 | 15.00 |
| 60392 | SG Issuer – PetroChina R Bull CBBC Apr 2019 B | 40,000,000 | 2018/10/22 | 2019/04/18 | 10.00 |
| 60292 | SG Issuer – Ping An R Bear CBBC Mar 2019 F | 100,000,000 | 2018/10/22 | 2019/03/15 | 25.00 |
| 60395 | SG Issuer – Sands China R Bull CBBC Sep 2019 A | 80,000,000 | 2018/10/22 | 2019/09/25 | 20.00 |
| 60402 | SG Issuer – Sunny Optical R Bull CBBC Feb 2019 D | 40,000,000 | 2018/10/22 | 2019/02/25 | 10.00 |
| 60409 | SG Issuer – Tencent R Bull CBBC Jan 2019 F | 80,000,000 | 2018/10/22 | 2019/01/30 | 20.00 |
| 60423 | SG Issuer – Tencent R Bull CBBC Jan 2019 M | 80,000,000 | 2018/10/22 | 2019/01/31 | 20.00 |
| 60410 | SG Issuer – Tencent R Bull CBBC Jan 2019 R | 80,000,000 | 2018/10/22 | 2019/01/30 | 20.00 |
| 60412 | SG Issuer – Tencent R Bull CBBC Jan 2019 Y | 80,000,000 | 2018/10/22 | 2019/01/31 | 22.40 |
| 60305 | SG Issuer – Tencent R Bear CBBC Mar 2019 Q | 80,000,000 | 2018/10/22 | 2019/03/22 | 20.00 |
| 60306 | SG Issuer – Tencent R Bear CBBC Mar 2019 R | 80,000,000 | 2018/10/22 | 2019/03/28 | 20.00 |
| 60348 | SG Issuer – Tencent R Bear CBBC Mar 2019 S | 80,000,000 | 2018/10/22 | 2019/03/29 | 20.00 |
| 60427 | SG Issuer – Tencent R Bear CBBC Mar 2019 T | 80,000,000 | 2018/10/22 | 2019/03/29 | 20.00 |
| 60317 | SG Issuer – Tencent R Bear CBBC Apr 2019 D | 80,000,000 | 2018/10/22 | 2019/04/12 | 20.00 |
| 69727 | UBS AG – AAC Tech R Bull CBBC Apr 2019 A | 40,000,000 | 2018/10/22 | 2019/04/15 | 10.00 |
| 69732 | UBS AG – AAC Tech R Bull CBBC Apr 2019 B | 40,000,000 | 2018/10/22 | 2019/04/29 | 10.00 |
| 69735 | UBS AG – CSOP A50 ETF R Bull CBBC Apr 2019 C | 50,000,000 | 2018/10/22 | 2019/04/15 | 12.50 |
| 60017 | UBS AG – HKEX R Bull CBBC Mar 2019 H | 50,000,000 | 2018/10/22 | 2019/03/06 | 12.50 |
| 60020 | UBS AG – HKEX R Bull CBBC Mar 2019 I | 50,000,000 | 2018/10/22 | 2019/03/25 | 12.50 |
| 69638 | UBS AG – HKEX R Bear CBBC Mar 2019 F | 50,000,000 | 2018/10/22 | 2019/03/25 | 12.50 |
| 69625 | UBS AG – HSBC R Bull CBBC Jun 2019 F | 50,000,000 | 2018/10/22 | 2019/06/17 | 12.50 |
| 69636 | UBS AG – HSBC R Bull CBBC Jun 2019 G | 50,000,000 | 2018/10/22 | 2019/06/19 | 12.50 |
| 69757 | UBS AG – HSI R Bull CBBC Oct 2019 A | 250,000,000 | 2018/10/22 | 2019/10/30 | 62.50 |
| 69763 | UBS AG – HSI R Bull CBBC Oct 2019 C | 250,000,000 | 2018/10/22 | 2019/10/30 | 62.50 |
| 69760 | UBS AG – HSI R Bull CBBC Oct 2019 D | 250,000,000 | 2018/10/22 | 2019/10/30 | 62.50 |
| 69753 | UBS AG – HSI R Bull CBBC Nov 2019 G | 250,000,000 | 2018/10/22 | 2019/11/28 | 62.50 |

主板 可收回牛熊證

| 股份代號 | 牛熊證 | 上市時之發行單位 | 上市日期 | 到期日 | 集資金額 (百萬港元) |
|-------|--|-------------|------------|------------|----------------|
| 69742 | UBS AG – HSI R Bull CBBC Nov 2019 K | 250,000,000 | 2018/10/22 | 2019/11/28 | 62.50 |
| 69772 | UBS AG – HSI R Bull CBBC Nov 2019 L | 250,000,000 | 2018/10/22 | 2019/11/28 | 62.50 |
| 69644 | UBS AG – HSI R Bull CBBC Dec 2019 R | 250,000,000 | 2018/10/22 | 2019/12/30 | 62.50 |
| 69761 | UBS AG – HSI R Bull CBBC Sep 2020 B | 200,000,000 | 2018/10/22 | 2020/09/29 | 50.00 |
| 69775 | UBS AG – HSI R Bull CBBC Oct 2020 P | 200,000,000 | 2018/10/22 | 2020/10/29 | 94.00 |
| 69646 | UBS AG – HSI R Bull CBBC Nov 2020 V | 200,000,000 | 2018/10/22 | 2020/11/27 | 50.00 |
| 69774 | UBS AG – HSI R Bull CBBC Nov 2020 W | 200,000,000 | 2018/10/22 | 2020/11/27 | 84.00 |
| 69583 | UBS AG – HSI R Bear CBBC Feb 2019 D | 200,000,000 | 2018/10/22 | 2019/02/27 | 50.00 |
| 69582 | UBS AG – HSI R Bear CBBC Mar 2019 I | 200,000,000 | 2018/10/22 | 2019/03/28 | 50.00 |
| 69587 | UBS AG – HSI R Bear CBBC Mar 2019 J | 250,000,000 | 2018/10/22 | 2019/03/28 | 62.50 |
| 69596 | UBS AG – HSI R Bear CBBC Mar 2019 K | 300,000,000 | 2018/10/22 | 2019/03/28 | 75.00 |
| 69609 | UBS AG – HSI R Bear CBBC Mar 2019 L | 200,000,000 | 2018/10/22 | 2019/03/28 | 50.00 |
| 69734 | UBS AG – Ping An R Bull CBBC Mar 2019 H | 100,000,000 | 2018/10/22 | 2019/03/20 | 25.00 |
| 69640 | UBS AG – Ping An R Bear CBBC Mar 2019 D | 100,000,000 | 2018/10/22 | 2019/03/06 | 25.00 |
| 69641 | UBS AG – Ping An R Bear CBBC Mar 2019 E | 100,000,000 | 2018/10/22 | 2019/03/20 | 25.00 |
| 69672 | UBS AG – Tencent R Bull CBBC Feb 2019 S | 40,000,000 | 2018/10/22 | 2019/02/20 | 14.40 |
| 69679 | UBS AG – Tencent R Bull CBBC Mar 2019 K | 40,000,000 | 2018/10/22 | 2019/03/01 | 18.40 |
| 69648 | UBS AG – Tencent R Bull CBBC Mar 2019 P | 40,000,000 | 2018/10/22 | 2019/03/05 | 10.40 |
| 69652 | UBS AG – Tencent R Bull CBBC Mar 2019 Q | 40,000,000 | 2018/10/22 | 2019/03/01 | 12.60 |
| 69717 | UBS AG – Tencent R Bull CBBC Mar 2019 R | 40,000,000 | 2018/10/22 | 2019/03/20 | 23.20 |
| 69720 | UBS AG – Tencent R Bull CBBC Mar 2019 S | 40,000,000 | 2018/10/22 | 2019/03/27 | 27.20 |
| 69721 | UBS AG – Tencent R Bull CBBC Apr 2019 G | 40,000,000 | 2018/10/22 | 2019/04/11 | 33.20 |
| 69647 | UBS AG – Tencent R Bull CBBC Apr 2019 Y | 40,000,000 | 2018/10/22 | 2019/04/11 | 10.00 |
| 69699 | UBS AG – Tencent R Bull CBBC Apr 2019 Z | 40,000,000 | 2018/10/22 | 2019/04/08 | 20.80 |
| 69676 | UBS AG – Tencent R Bull CBBC Jun 2019 L | 40,000,000 | 2018/10/22 | 2019/06/06 | 16.60 |
| 69613 | UBS AG – Tencent R Bear CBBC Feb 2019 P | 40,000,000 | 2018/10/22 | 2019/02/13 | 10.00 |
| 69619 | UBS AG – Tencent R Bear CBBC Feb 2019 Q | 40,000,000 | 2018/10/22 | 2019/02/26 | 10.00 |
| 69614 | UBS AG – Tencent R Bear CBBC Mar 2019 L | 40,000,000 | 2018/10/22 | 2019/03/05 | 10.00 |
| 69621 | UBS AG – Tencent R Bear CBBC Mar 2019 M | 40,000,000 | 2018/10/22 | 2019/03/19 | 10.00 |
| 69533 | Bank Vontobel – HSI N Bull CBBC Apr 2019 R | 80,000,000 | 2018/10/22 | 2019/04/29 | 20.00 |
| 69531 | Bank Vontobel – HSI N Bear CBBC Feb 2019 Q | 80,000,000 | 2018/10/22 | 2019/02/27 | 20.00 |
| 69532 | Bank Vontobel – HSI N Bear CBBC Feb 2019 R | 80,000,000 | 2018/10/22 | 2019/02/27 | 20.00 |
| 69521 | Bank Vontobel – Tencent R Bull CBBC Jul 2019 G | 40,000,000 | 2018/10/22 | 2019/07/12 | 10.00 |
| 69534 | Bank Vontobel – Tencent R Bear CBBC Jul 2019 A | 40,000,000 | 2018/10/22 | 2019/07/05 | 10.00 |
| 60652 | BNP Paribas Issuance B.V. – HKEX R Bull CBBC May 2019 V | 50,000,000 | 2018/10/23 | 2019/05/30 | 22.50 |
| 60635 | BNP Paribas Issuance B.V. – HSBC R Bull CBBC Jun 2019 I | 150,000,000 | 2018/10/23 | 2019/06/27 | 37.50 |
| 60645 | BNP Paribas Issuance B.V. – Ping An R Bull CBBC Jun 2019 P | 200,000,000 | 2018/10/23 | 2019/06/27 | 50.00 |
| 60650 | BNP Paribas Issuance B.V. – Ping An R Bull CBBC Jun 2019 Q | 200,000,000 | 2018/10/23 | 2019/06/27 | 50.00 |
| 60621 | BNP Paribas Issuance B.V. – Tencent R Bull CBBC Jun 2019 D | 50,000,000 | 2018/10/23 | 2019/06/27 | 27.50 |
| 60632 | BNP Paribas Issuance B.V. – Tencent R Bull CBBC Jun 2019 E | 50,000,000 | 2018/10/23 | 2019/06/27 | 32.50 |
| 60833 | Credit Suisse AG – Country Garden R Bull CBBC Jun 2019 B | 40,000,000 | 2018/10/23 | 2019/06/27 | 10.00 |
| 60824 | Credit Suisse AG – China Mobile R Bear CBBC Apr 2019 C | 50,000,000 | 2018/10/23 | 2019/04/12 | 12.50 |
| 60822 | Credit Suisse AG – CNOOC R Bull CBBC May 2019 B | 50,000,000 | 2018/10/23 | 2019/05/30 | 12.50 |
| 60804 | Credit Suisse AG – HSI R Bull CBBC Aug 2020 A | 200,000,000 | 2018/10/23 | 2020/08/28 | 50.00 |
| 60806 | Credit Suisse AG – HSI R Bull CBBC Sep 2020 N | 200,000,000 | 2018/10/23 | 2020/09/29 | 50.00 |

主板 可收回牛熊證

| 股份代號 | 牛熊證 | 上市時之發行單位 | 上市日期 | 到期日 | 集資金額 (百萬港元) |
|-------|--|-------------|------------|------------|----------------|
| 60792 | Credit Suisse AG – HSI R Bull CBBC Sep 2020 O | 200,000,000 | 2018/10/23 | 2020/09/29 | 50.00 |
| 60805 | Credit Suisse AG – HSI R Bull CBBC Sep 2020 P | 200,000,000 | 2018/10/23 | 2020/09/29 | 50.00 |
| 60795 | Credit Suisse AG – HSI R Bull CBBC Oct 2020 K | 200,000,000 | 2018/10/23 | 2020/10/29 | 50.00 |
| 60819 | Credit Suisse AG – HSI R Bull CBBC Oct 2020 L | 200,000,000 | 2018/10/23 | 2020/10/29 | 50.00 |
| 60812 | Credit Suisse AG – HSI R Bull CBBC Nov 2020 J | 200,000,000 | 2018/10/23 | 2020/11/27 | 50.00 |
| 60838 | Credit Suisse AG – HSI R Bear CBBC Mar 2019 X | 200,000,000 | 2018/10/23 | 2019/03/28 | 50.00 |
| 60839 | Credit Suisse AG – HSI R Bear CBBC Mar 2019 Y | 200,000,000 | 2018/10/23 | 2019/03/28 | 50.00 |
| 60834 | Credit Suisse AG – HSI R Bear CBBC Apr 2019 J | 200,000,000 | 2018/10/23 | 2019/04/29 | 50.00 |
| 60845 | Credit Suisse AG – HSI R Bear CBBC May 2019 C | 200,000,000 | 2018/10/23 | 2019/05/30 | 50.00 |
| 60846 | Credit Suisse AG – HSI R Bear CBBC May 2019 D | 300,000,000 | 2018/10/23 | 2019/05/30 | 75.00 |
| 60832 | Credit Suisse AG – SUNAC R Bull CBBC Feb 2020 A | 80,000,000 | 2018/10/23 | 2020/02/27 | 20.00 |
| 60808 | Credit Suisse AG – Tencent R Bull CBBC Apr 2019 K | 50,000,000 | 2018/10/23 | 2019/04/29 | 12.50 |
| 60821 | Credit Suisse AG – Tencent R Bear CBBC Mar 2019 L | 50,000,000 | 2018/10/23 | 2019/03/08 | 12.50 |
| 60696 | Bank of East Asia – Geely Auto R Bull CBBC Aug 2019 D | 40,000,000 | 2018/10/23 | 2019/08/16 | 12.00 |
| 60681 | Bank of East Asia – Galaxy Ent R Bull CBBC Aug 2019 A | 100,000,000 | 2018/10/23 | 2019/08/16 | 25.00 |
| 60682 | Bank of East Asia – HSBC R Bull CBBC Jul 2019 A | 50,000,000 | 2018/10/23 | 2019/07/26 | 12.50 |
| 60685 | Bank of East Asia – HSBC R Bear CBBC Feb 2019 A | 50,000,000 | 2018/10/23 | 2019/02/01 | 12.50 |
| 60694 | Bank of East Asia – Ping An R Bull CBBC Aug 2019 C | 100,000,000 | 2018/10/23 | 2019/08/16 | 25.00 |
| 60692 | Bank of East Asia – Ping An R Bear CBBC Aug 2019 A | 100,000,000 | 2018/10/23 | 2019/08/16 | 25.00 |
| 60665 | Bank of East Asia – Tencent R Bull CBBC Aug 2019 G | 30,000,000 | 2018/10/23 | 2019/08/16 | 15.00 |
| 60669 | Bank of East Asia – Tencent R Bull CBBC Aug 2019 H | 30,000,000 | 2018/10/23 | 2019/08/16 | 24.00 |
| 60660 | Bank of East Asia – Tencent R Bear CBBC Aug 2019 E | 30,000,000 | 2018/10/23 | 2019/08/16 | 12.00 |
| 60663 | Bank of East Asia – Tencent R Bear CBBC Aug 2019 F | 30,000,000 | 2018/10/23 | 2019/08/16 | 12.00 |
| 60990 | Goldman Sachs SP (Asia) – CC Bank R Bull CBBC Jun 2019 M | 100,000,000 | 2018/10/23 | 2019/06/25 | 25.00 |
| 60987 | Goldman Sachs SP (Asia) – HKEX R Bull CBBC Feb 2019 K | 100,000,000 | 2018/10/23 | 2019/02/18 | 25.00 |
| 60767 | Goldman Sachs SP (Asia) – HSI R Bull CBBC Oct 2020 G | 200,000,000 | 2018/10/23 | 2020/10/29 | 50.00 |
| 60770 | Goldman Sachs SP (Asia) – HSI R Bull CBBC Oct 2020 H | 200,000,000 | 2018/10/23 | 2020/10/29 | 50.00 |
| 60771 | Goldman Sachs SP (Asia) – HSI R Bull CBBC Oct 2020 I | 200,000,000 | 2018/10/23 | 2020/10/29 | 50.00 |
| 60778 | Goldman Sachs SP (Asia) – HSI R Bull CBBC Oct 2020 J | 200,000,000 | 2018/10/23 | 2020/10/29 | 50.00 |
| 60780 | Goldman Sachs SP (Asia) – HSI R Bull CBBC Oct 2020 K | 200,000,000 | 2018/10/23 | 2020/10/29 | 50.00 |
| 60781 | Goldman Sachs SP (Asia) – HSI R Bull CBBC Oct 2020 L | 200,000,000 | 2018/10/23 | 2020/10/29 | 51.00 |
| 60785 | Goldman Sachs SP (Asia) – HSI R Bull CBBC Oct 2020 M | 200,000,000 | 2018/10/23 | 2020/10/29 | 50.00 |
| 60454 | Goldman Sachs SP (Asia) – HSI R Bull CBBC Nov 2020 A | 200,000,000 | 2018/10/23 | 2020/11/27 | 50.00 |
| 60468 | Goldman Sachs SP (Asia) – HSI R Bull CBBC Nov 2020 B | 200,000,000 | 2018/10/23 | 2020/11/27 | 50.00 |
| 60451 | Goldman Sachs SP (Asia) – HSI R Bull CBBC Nov 2020 V | 200,000,000 | 2018/10/23 | 2020/11/27 | 50.00 |
| 60849 | Goldman Sachs SP (Asia) – HSI R Bear CBBC Mar 2019 H | 200,000,000 | 2018/10/23 | 2019/03/28 | 50.00 |
| 60850 | Goldman Sachs SP (Asia) – HSI R Bear CBBC Mar 2019 I | 200,000,000 | 2018/10/23 | 2019/03/28 | 50.00 |
| 60865 | Goldman Sachs SP (Asia) – HSI R Bear CBBC Mar 2019 J | 200,000,000 | 2018/10/23 | 2019/03/28 | 50.00 |
| 60867 | Goldman Sachs SP (Asia) – HSI R Bear CBBC Mar 2019 K | 200,000,000 | 2018/10/23 | 2019/03/28 | 50.00 |
| 60971 | Goldman Sachs SP (Asia) – Tencent R Bull CBBC Feb 2019 B | 100,000,000 | 2018/10/23 | 2019/02/26 | 25.00 |
| 60981 | Goldman Sachs SP (Asia) – Tencent R Bull CBBC Feb 2019 D | 100,000,000 | 2018/10/23 | 2019/02/26 | 25.00 |
| 60985 | Goldman Sachs SP (Asia) – Tencent R Bear CBBC Feb 2019 E | 100,000,000 | 2018/10/23 | 2019/02/26 | 25.00 |
| 60575 | HK Bank – AAC Tech R Bull CBBC Apr 2019 F | 40,000,000 | 2018/10/23 | 2019/04/29 | 10.00 |
| 60573 | HK Bank – AIA R Bull CBBC Mar 2019 H | 80,000,000 | 2018/10/23 | 2019/03/25 | 20.00 |
| 60593 | HK Bank – Bank of China R Bull CBBC Jul 2019 A | 100,000,000 | 2018/10/23 | 2019/07/29 | 25.00 |

主板 可收回牛熊證

| 股份代號 | 牛熊證 | 上市時之發行單位 | 上市日期 | 到期日 | 集資金額 (百萬港元) |
|-------|---|-------------|------------|------------|----------------|
| 60599 | HK Bank - China Mobile R Bear CBBC Mar 2019 C | 40,000,000 | 2018/10/23 | 2019/03/11 | 10.00 |
| 60577 | HK Bank - CC Bank R Bear CBBC Mar 2019 B | 50,000,000 | 2018/10/23 | 2019/03/11 | 12.50 |
| 60604 | HK Bank - CSPC Pharma R Bull CBBC Apr 2019 D | 40,000,000 | 2018/10/23 | 2019/04/01 | 10.00 |
| 60446 | HK Bank - HKEX R Bull CBBC Mar 2019 K | 50,000,000 | 2018/10/23 | 2019/03/04 | 12.50 |
| 60537 | HK Bank - HKEX R Bull CBBC May 2019 A | 50,000,000 | 2018/10/23 | 2019/05/27 | 15.00 |
| 60557 | HK Bank - HSCEI R Bear CBBC Mar 2019 G | 50,000,000 | 2018/10/23 | 2019/03/28 | 12.50 |
| 60536 | HK Bank - HSI R Bull CBBC Sep 2019 H | 150,000,000 | 2018/10/23 | 2019/09/27 | 37.50 |
| 60449 | HK Bank - HSI R Bull CBBC Sep 2019 I | 150,000,000 | 2018/10/23 | 2019/09/27 | 37.50 |
| 60526 | HK Bank - HSI R Bull CBBC Dec 2019 I | 100,000,000 | 2018/10/23 | 2019/12/30 | 25.00 |
| 60540 | HK Bank - HSI R Bear CBBC Mar 2019 V | 150,000,000 | 2018/10/23 | 2019/03/28 | 37.50 |
| 60448 | HK Bank - Ping An R Bull CBBC Mar 2019 M | 100,000,000 | 2018/10/23 | 2019/03/25 | 25.00 |
| 60615 | HK Bank - Sino Biopharm R Bull CBBC Apr 2019 C | 40,000,000 | 2018/10/23 | 2019/04/29 | 10.00 |
| 60563 | HK Bank - Sunny Optical R Bull CBBC Apr 2019 D | 40,000,000 | 2018/10/23 | 2019/04/01 | 10.00 |
| 60430 | HK Bank - Tencent R Bull CBBC Mar 2019 Z | 60,000,000 | 2018/10/23 | 2019/03/25 | 15.00 |
| 60431 | HK Bank - Tencent R Bull CBBC Apr 2019 N | 60,000,000 | 2018/10/23 | 2019/04/01 | 15.00 |
| 60551 | HK Bank - Tencent R Bull CBBC Apr 2019 O | 60,000,000 | 2018/10/23 | 2019/04/18 | 15.00 |
| 60556 | HK Bank - Tencent R Bull CBBC Apr 2019 P | 60,000,000 | 2018/10/23 | 2019/04/29 | 24.00 |
| 60504 | Haitong Int'l Sec - HSI R Bull CBBC Jan 2020 F | 120,000,000 | 2018/10/23 | 2020/01/30 | 30.00 |
| 60525 | Haitong Int'l Sec - HSI R Bear CBBC Feb 2019 H | 120,000,000 | 2018/10/23 | 2019/02/27 | 30.00 |
| 60739 | J P Morgan SP BV - HKEX R Bull CBBC Mar 2019 D | 40,000,000 | 2018/10/23 | 2019/03/15 | 10.00 |
| 60740 | J P Morgan SP BV - HKEX R Bull CBBC Apr 2019 B | 40,000,000 | 2018/10/23 | 2019/04/12 | 10.00 |
| 60741 | J P Morgan SP BV - HKEX R Bull CBBC May 2019 A | 40,000,000 | 2018/10/23 | 2019/05/10 | 10.80 |
| 60724 | J P Morgan SP BV - HSBC R Bull CBBC Apr 2019 A | 100,000,000 | 2018/10/23 | 2019/04/18 | 25.00 |
| 60720 | J P Morgan SP BV - HSBC R Bear CBBC Mar 2019 A | 100,000,000 | 2018/10/23 | 2019/03/08 | 25.00 |
| 60714 | J P Morgan SP BV - HSI R Bull CBBC Sep 2020 G | 200,000,000 | 2018/10/23 | 2020/09/29 | 50.00 |
| 60716 | J P Morgan SP BV - HSI R Bull CBBC Sep 2020 H | 200,000,000 | 2018/10/23 | 2020/09/29 | 50.00 |
| 60712 | J P Morgan SP BV - HSI R Bull CBBC Sep 2020 U | 200,000,000 | 2018/10/23 | 2020/09/29 | 50.00 |
| 60713 | J P Morgan SP BV - HSI R Bull CBBC Oct 2020 A | 200,000,000 | 2018/10/23 | 2020/10/29 | 50.00 |
| 60715 | J P Morgan SP BV - HSI R Bull CBBC Oct 2020 F | 200,000,000 | 2018/10/23 | 2020/10/29 | 50.00 |
| 60718 | J P Morgan SP BV - HSI R Bull CBBC Oct 2020 G | 200,000,000 | 2018/10/23 | 2020/10/29 | 50.00 |
| 60719 | J P Morgan SP BV - HSI R Bull CBBC Oct 2020 H | 200,000,000 | 2018/10/23 | 2020/10/29 | 50.00 |
| 60764 | J P Morgan SP BV - HSI R Bull CBBC Nov 2020 H | 200,000,000 | 2018/10/23 | 2020/11/27 | 72.00 |
| 60754 | J P Morgan SP BV - HSI R Bull CBBC Nov 2020 X | 200,000,000 | 2018/10/23 | 2020/11/27 | 50.00 |
| 60760 | J P Morgan SP BV - HSI R Bull CBBC Dec 2020 R | 200,000,000 | 2018/10/23 | 2020/12/30 | 66.00 |
| 60765 | J P Morgan SP BV - HSI R Bull CBBC Dec 2020 V | 200,000,000 | 2018/10/23 | 2020/12/30 | 82.00 |
| 60743 | J P Morgan SP BV - HSI R Bear CBBC Jan 2019 A | 200,000,000 | 2018/10/23 | 2019/01/30 | 50.00 |
| 60746 | J P Morgan SP BV - HSI R Bear CBBC Jan 2019 B | 200,000,000 | 2018/10/23 | 2019/01/30 | 50.00 |
| 60751 | J P Morgan SP BV - HSI R Bear CBBC Jan 2019 L | 200,000,000 | 2018/10/23 | 2019/01/30 | 50.00 |
| 60752 | J P Morgan SP BV - HSI R Bear CBBC Jan 2019 P | 200,000,000 | 2018/10/23 | 2019/01/30 | 50.00 |
| 60744 | J P Morgan SP BV - HSI R Bear CBBC Jan 2019 W | 200,000,000 | 2018/10/23 | 2019/01/30 | 50.00 |
| 60738 | J P Morgan SP BV - Tencent R Bull CBBC Feb 2019 D | 50,000,000 | 2018/10/23 | 2019/02/15 | 29.75 |
| 60731 | J P Morgan SP BV - Tencent R Bull CBBC Mar 2019 K | 50,000,000 | 2018/10/23 | 2019/03/08 | 26.00 |
| 60898 | SG Issuer - AAC Tech R Bull CBBC Aug 2019 A | 40,000,000 | 2018/10/23 | 2019/08/08 | 12.80 |
| 60964 | SG Issuer - CSOP A50 ETF R Bull CBBC May 2019 D | 80,000,000 | 2018/10/23 | 2019/05/28 | 20.00 |
| 60963 | SG Issuer - CSOP A50 ETF R Bear CBBC Apr 2019 A | 80,000,000 | 2018/10/23 | 2019/04/23 | 20.00 |

主板 可收回牛熊證

| 股份 代號 | 牛熊證 | 上市時之 發行單位 | 上市日期 | 到期日 | 集資金額 (百萬港元) |
|----------|---|--------------|------------|------------|----------------|
| 60901 | SG Issuer – Galaxy Ent R Bull CBBC Jun 2019 R | 100,000,000 | 2018/10/23 | 2019/06/18 | 25.00 |
| 60904 | SG Issuer – Galaxy Ent R Bull CBBC Jul 2019 C | 100,000,000 | 2018/10/23 | 2019/07/05 | 25.00 |
| 60905 | SG Issuer – HKEX R Bull CBBC Jul 2019 H | 50,000,000 | 2018/10/23 | 2019/07/10 | 12.50 |
| 60953 | SG Issuer – HSBC R Bear CBBC Apr 2019 B | 100,000,000 | 2018/10/23 | 2019/04/23 | 25.00 |
| 60942 | SG Issuer – HSI R Bull CBBC Sep 2020 U | 200,000,000 | 2018/10/23 | 2020/09/29 | 50.00 |
| 60943 | SG Issuer – HSI R Bull CBBC Sep 2020 V | 200,000,000 | 2018/10/23 | 2020/09/29 | 50.00 |
| 60948 | SG Issuer – HSI R Bull CBBC Sep 2020 W | 200,000,000 | 2018/10/23 | 2020/09/29 | 50.00 |
| 60868 | SG Issuer – HSI R Bull CBBC Oct 2020 E | 200,000,000 | 2018/10/23 | 2020/10/29 | 50.00 |
| 60869 | SG Issuer – HSI R Bull CBBC Oct 2020 X | 200,000,000 | 2018/10/23 | 2020/10/29 | 50.00 |
| 60870 | SG Issuer – HSI R Bull CBBC Oct 2020 Y | 200,000,000 | 2018/10/23 | 2020/10/29 | 50.00 |
| 60871 | SG Issuer – HSI R Bull CBBC Nov 2020 W | 200,000,000 | 2018/10/23 | 2020/11/27 | 50.00 |
| 60950 | SG Issuer – HSI R Bull CBBC Dec 2020 X | 200,000,000 | 2018/10/23 | 2020/12/30 | 50.00 |
| 60921 | SG Issuer – HSI R Bear CBBC Mar 2019 A | 200,000,000 | 2018/10/23 | 2019/03/28 | 50.00 |
| 60922 | SG Issuer – HSI R Bear CBBC Mar 2019 E | 200,000,000 | 2018/10/23 | 2019/03/28 | 50.00 |
| 60931 | SG Issuer – HSI R Bear CBBC Apr 2019 R | 200,000,000 | 2018/10/23 | 2019/04/29 | 50.00 |
| 60940 | SG Issuer – HSI R Bear CBBC Apr 2019 S | 200,000,000 | 2018/10/23 | 2019/04/29 | 50.00 |
| 60912 | SG Issuer – Ping An R Bull CBBC Mar 2019 N | 100,000,000 | 2018/10/23 | 2019/03/08 | 25.00 |
| 60916 | SG Issuer – Ping An R Bull CBBC Mar 2019 O | 100,000,000 | 2018/10/23 | 2019/03/13 | 25.00 |
| 60877 | SG Issuer – Ping An R Bull CBBC Apr 2019 A | 100,000,000 | 2018/10/23 | 2019/04/17 | 25.00 |
| 60893 | SG Issuer – Tencent R Bull CBBC Jan 2019 B | 80,000,000 | 2018/10/23 | 2019/01/31 | 20.00 |
| 60954 | SG Issuer – Tencent R Bull CBBC Jan 2019 N | 80,000,000 | 2018/10/23 | 2019/01/31 | 20.00 |
| 60890 | SG Issuer – Tencent R Bull CBBC Jan 2019 P | 80,000,000 | 2018/10/23 | 2019/01/30 | 20.00 |
| 60894 | SG Issuer – Tencent R Bull CBBC Feb 2019 Y | 80,000,000 | 2018/10/23 | 2019/02/26 | 20.00 |
| 60918 | SG Issuer – Tencent R Bear CBBC Mar 2019 U | 80,000,000 | 2018/10/23 | 2019/03/25 | 20.00 |
| 60710 | UBS AG – AIA R Bull CBBC Mar 2019 F | 60,000,000 | 2018/10/23 | 2019/03/20 | 15.00 |
| 60485 | UBS AG – HSI R Bull CBBC Nov 2019 S | 250,000,000 | 2018/10/23 | 2019/11/28 | 62.50 |
| 60486 | UBS AG – HSI R Bull CBBC Oct 2020 U | 200,000,000 | 2018/10/23 | 2020/10/29 | 50.00 |
| 60489 | UBS AG – HSI R Bull CBBC Nov 2020 A | 200,000,000 | 2018/10/23 | 2020/11/27 | 50.00 |
| 60475 | UBS AG – HSI R Bull CBBC Nov 2020 G | 200,000,000 | 2018/10/23 | 2020/11/27 | 50.00 |
| 60482 | UBS AG – HSI R Bull CBBC Nov 2020 Q | 200,000,000 | 2018/10/23 | 2020/11/27 | 50.00 |
| 60701 | UBS AG – HSI R Bear CBBC Feb 2019 E | 200,000,000 | 2018/10/23 | 2019/02/27 | 50.00 |
| 60704 | UBS AG – HSI R Bear CBBC Mar 2019 M | 200,000,000 | 2018/10/23 | 2019/03/28 | 50.00 |
| 60709 | UBS AG – HSI R Bear CBBC Mar 2019 N | 250,000,000 | 2018/10/23 | 2019/03/28 | 62.50 |
| 60711 | UBS AG – HSI R Bear CBBC Apr 2019 B | 300,000,000 | 2018/10/23 | 2019/04/29 | 75.00 |
| 60491 | UBS AG – Tencent R Bull CBBC Mar 2019 G | 40,000,000 | 2018/10/23 | 2019/03/06 | 10.00 |
| 60493 | UBS AG – Tencent R Bull CBBC Mar 2019 H | 40,000,000 | 2018/10/23 | 2019/03/15 | 10.00 |
| 60500 | UBS AG – Tencent R Bull CBBC Mar 2019 I | 40,000,000 | 2018/10/23 | 2019/03/21 | 10.00 |
| 61103 | Credit Suisse AG – HSI R Bull CBBC Sep 2020 Q | 200,000,000 | 2018/10/24 | 2020/09/29 | 50.00 |
| 61105 | Credit Suisse AG – HSI R Bull CBBC Oct 2020 M | 300,000,000 | 2018/10/24 | 2020/10/29 | 75.00 |
| 61102 | Credit Suisse AG – HSI R Bear CBBC Apr 2019 K | 200,000,000 | 2018/10/24 | 2019/04/29 | 50.00 |
| 61097 | Credit Suisse AG – HSI R Bear CBBC May 2019 E | 200,000,000 | 2018/10/24 | 2019/05/30 | 50.00 |
| 61104 | Credit Suisse AG – Tencent R Bull CBBC May 2019 E | 50,000,000 | 2018/10/24 | 2019/05/30 | 12.50 |
| 61111 | Credit Suisse AG – Tencent R Bull CBBC Jun 2019 I | 50,000,000 | 2018/10/24 | 2019/06/21 | 16.50 |
| 61112 | Credit Suisse AG – Tencent R Bull CBBC Jun 2019 J | 50,000,000 | 2018/10/24 | 2019/06/27 | 24.00 |
| 61114 | Credit Suisse AG – Tencent R Bull CBBC Jul 2019 B | 50,000,000 | 2018/10/24 | 2019/07/30 | 31.00 |

主板 可收回牛熊證

| 股份代號 | 牛熊證 | 上市時之發行單位 | 上市日期 | 到期日 | 集資金額 (百萬港元) |
|-------|--|-------------|------------|------------|-------------|
| 61211 | Goldman Sachs SP (Asia) – HKEX R Bull CBBC Mar 2019 A | 100,000,000 | 2018/10/24 | 2019/03/08 | 32.90 |
| 61170 | Goldman Sachs SP (Asia) – HSI R Bull CBBC Nov 2020 C | 200,000,000 | 2018/10/24 | 2020/11/27 | 50.00 |
| 61178 | Goldman Sachs SP (Asia) – HSI R Bear CBBC Apr 2019 A | 200,000,000 | 2018/10/24 | 2019/04/29 | 50.00 |
| 61179 | Goldman Sachs SP (Asia) – HSI R Bear CBBC Apr 2019 B | 200,000,000 | 2018/10/24 | 2019/04/29 | 50.00 |
| 61184 | Goldman Sachs SP (Asia) – HSI R Bear CBBC Apr 2019 C | 200,000,000 | 2018/10/24 | 2019/04/29 | 50.00 |
| 61194 | Goldman Sachs SP (Asia) – Tencent R Bull CBBC Mar 2019 J | 100,000,000 | 2018/10/24 | 2019/03/11 | 32.80 |
| 61208 | Goldman Sachs SP (Asia) – Tencent R Bull CBBC Mar 2019 K | 100,000,000 | 2018/10/24 | 2019/03/11 | 50.40 |
| 61195 | Goldman Sachs SP (Asia) – Tencent R Bull CBBC Mar 2019 O | 100,000,000 | 2018/10/24 | 2019/03/11 | 40.60 |
| 61034 | HK Bank – AIA R Bull CBBC Apr 2019 C | 80,000,000 | 2018/10/24 | 2019/04/29 | 20.00 |
| 61014 | HK Bank – Country Garden R Bull CBBC Apr 2019 A | 40,000,000 | 2018/10/24 | 2019/04/01 | 10.00 |
| 61052 | HK Bank – CC Bank R Bull CBBC Apr 2019 C | 100,000,000 | 2018/10/24 | 2019/04/29 | 25.00 |
| 61046 | HK Bank – CNOOC R Bull CBBC Mar 2019 F | 50,000,000 | 2018/10/24 | 2019/03/25 | 12.50 |
| 61040 | HK Bank – Sinopec Corp R Bull CBBC Mar 2019 C | 80,000,000 | 2018/10/24 | 2019/03/18 | 20.00 |
| 61056 | HK Bank – HKEX R Bull CBBC Mar 2019 L | 50,000,000 | 2018/10/24 | 2019/03/14 | 12.50 |
| 61035 | HK Bank – HKEX R Bear CBBC Mar 2019 G | 40,000,000 | 2018/10/24 | 2019/03/25 | 10.00 |
| 61030 | HK Bank – HSCEI R Bull CBBC Sep 2019 E | 60,000,000 | 2018/10/24 | 2019/09/27 | 15.00 |
| 61001 | HK Bank – HSI R Bull CBBC Sep 2019 J | 100,000,000 | 2018/10/24 | 2019/09/27 | 25.00 |
| 61019 | HK Bank – HSI R Bull CBBC Dec 2019 N | 150,000,000 | 2018/10/24 | 2019/12/30 | 37.50 |
| 61020 | HK Bank – HSI R Bear CBBC Mar 2019 W | 150,000,000 | 2018/10/24 | 2019/03/28 | 37.50 |
| 61029 | HK Bank – HSI R Bear CBBC Mar 2019 X | 150,000,000 | 2018/10/24 | 2019/03/28 | 37.50 |
| 61000 | HK Bank – Tencent R Bull CBBC Mar 2019 A | 60,000,000 | 2018/10/24 | 2019/03/18 | 15.00 |
| 61005 | HK Bank – Tencent R Bear CBBC Mar 2019 Y | 50,000,000 | 2018/10/24 | 2019/03/04 | 12.50 |
| 61010 | HK Bank – Tencent R Bear CBBC Mar 2019 Z | 50,000,000 | 2018/10/24 | 2019/03/21 | 12.50 |
| 61191 | Haitong Int'l Sec – Tencent R Bull CBBC Mar 2019 K | 40,000,000 | 2018/10/24 | 2019/03/25 | 10.08 |
| 61192 | Haitong Int'l Sec – Tencent R Bull CBBC Mar 2019 L | 40,000,000 | 2018/10/24 | 2019/03/29 | 10.12 |
| 61120 | J P Morgan SP BV – HSI R Bull CBBC Sep 2020 Q | 200,000,000 | 2018/10/24 | 2020/09/29 | 50.00 |
| 61115 | J P Morgan SP BV – HSI R Bear CBBC Jan 2019 G | 200,000,000 | 2018/10/24 | 2019/01/30 | 50.00 |
| 61117 | J P Morgan SP BV – HSI R Bear CBBC Jan 2019 H | 200,000,000 | 2018/10/24 | 2019/01/30 | 50.00 |
| 61118 | J P Morgan SP BV – HSI R Bear CBBC Jan 2019 I | 200,000,000 | 2018/10/24 | 2019/01/30 | 50.00 |
| 61119 | J P Morgan SP BV – HSI R Bear CBBC Jan 2019 Q | 200,000,000 | 2018/10/24 | 2019/01/30 | 50.00 |
| 60998 | Macquarie Bank Ltd. – Tencent R Bull CBBC Jan 2019 M | 21,600,000 | 2018/10/24 | 2019/01/31 | 10.02 |
| 60992 | Macquarie Bank Ltd. – Tencent R Bull CBBC Jan 2019 O | 31,600,000 | 2018/10/24 | 2019/01/30 | 10.02 |
| 60991 | Macquarie Bank Ltd. – Tencent R Bull CBBC Jan 2019 P | 34,500,000 | 2018/10/24 | 2019/01/31 | 10.01 |
| 60994 | Macquarie Bank Ltd. – Tencent R Bull CBBC Jan 2019 Q | 26,500,000 | 2018/10/24 | 2019/01/31 | 10.02 |
| 61122 | SG Issuer – AIA R Bull CBBC Jul 2019 C | 60,000,000 | 2018/10/24 | 2019/07/05 | 15.00 |
| 61130 | SG Issuer – Galaxy Ent R Bull CBBC Jul 2019 D | 100,000,000 | 2018/10/24 | 2019/07/05 | 25.00 |
| 61160 | SG Issuer – HSBC R Bear CBBC Apr 2019 C | 100,000,000 | 2018/10/24 | 2019/04/16 | 25.00 |
| 61155 | SG Issuer – HSI R Bull CBBC Oct 2020 D | 200,000,000 | 2018/10/24 | 2020/10/29 | 50.00 |
| 61157 | SG Issuer – HSI R Bull CBBC Oct 2020 K | 200,000,000 | 2018/10/24 | 2020/10/29 | 50.00 |
| 61121 | SG Issuer – HSI R Bull CBBC Oct 2020 Z | 200,000,000 | 2018/10/24 | 2020/10/29 | 50.00 |
| 61147 | SG Issuer – HSI R Bear CBBC May 2019 H | 200,000,000 | 2018/10/24 | 2019/05/30 | 50.00 |
| 61148 | SG Issuer – HSI R Bear CBBC May 2019 I | 200,000,000 | 2018/10/24 | 2019/05/30 | 50.00 |
| 61152 | SG Issuer – HSI R Bear CBBC May 2019 J | 200,000,000 | 2018/10/24 | 2019/05/30 | 50.00 |
| 61132 | SG Issuer – Ping An R Bull CBBC Aug 2019 E | 100,000,000 | 2018/10/24 | 2019/08/02 | 25.00 |
| 61134 | SG Issuer – Sands R Bear CBBC Aug 2019 A | 80,000,000 | 2018/10/24 | 2019/08/29 | 20.00 |

主板 可收回牛熊證

| 股份 代號 | 牛熊證 | 上市時之 發行單位 | 上市日期 | 到期日 | 集資金額 (百萬港元) |
|----------|---|--------------|------------|------------|----------------|
| 61126 | SG Issuer – Tencent R Bull CBBC Jan 2019 A | 80,000,000 | 2018/10/24 | 2019/01/31 | 20.00 |
| 61124 | SG Issuer – Tencent R Bull CBBC Jan 2019 O | 80,000,000 | 2018/10/24 | 2019/01/31 | 20.00 |
| 61128 | SG Issuer – Tencent R Bull CBBC Feb 2019 I | 80,000,000 | 2018/10/24 | 2019/02/22 | 20.00 |
| 61140 | SG Issuer – Tencent R Bear CBBC Mar 2019 V | 80,000,000 | 2018/10/24 | 2019/03/27 | 20.00 |
| 61164 | SG Issuer – Tencent R Bear CBBC Mar 2019 W | 80,000,000 | 2018/10/24 | 2019/03/29 | 20.00 |
| 61089 | UBS AG – China Mobile R Bear CBBC Apr 2019 A | 80,000,000 | 2018/10/24 | 2019/04/15 | 20.00 |
| 61087 | UBS AG – Sinopec Corp R Bear CBBC Apr 2019 A | 50,000,000 | 2018/10/24 | 2019/04/15 | 12.50 |
| 61068 | UBS AG – HSI R Bull CBBC Oct 2019 H | 250,000,000 | 2018/10/24 | 2019/10/30 | 62.50 |
| 61066 | UBS AG – HSI R Bull CBBC Nov 2020 H | 200,000,000 | 2018/10/24 | 2020/11/27 | 50.00 |
| 61064 | UBS AG – HSI R Bear CBBC Feb 2019 F | 200,000,000 | 2018/10/24 | 2019/02/27 | 50.00 |
| 61058 | UBS AG – HSI R Bear CBBC Mar 2019 O | 300,000,000 | 2018/10/24 | 2019/03/28 | 75.00 |
| 61069 | UBS AG – Tencent R Bull CBBC Feb 2019 T | 40,000,000 | 2018/10/24 | 2019/02/11 | 10.00 |
| 61076 | UBS AG – Tencent R Bull CBBC Feb 2019 U | 40,000,000 | 2018/10/24 | 2019/02/18 | 10.00 |
| 61073 | UBS AG – Tencent R Bull CBBC Mar 2019 A | 40,000,000 | 2018/10/24 | 2019/03/26 | 10.00 |
| 61312 | BOCI Asia Ltd. – HKEX R Bull CBBC Feb 2019 A | 40,000,000 | 2018/10/25 | 2019/02/25 | 14.80 |
| 61319 | BOCI Asia Ltd. – HSBC R Bull CBBC Mar 2019 B | 70,000,000 | 2018/10/25 | 2019/03/25 | 17.64 |
| 61311 | BOCI Asia Ltd. – Tencent R Bull CBBC Mar 2019 B | 40,000,000 | 2018/10/25 | 2019/03/25 | 21.44 |
| 61214 | BNP Paribas Issuance B.V. – HSCEI R Bull CBBC Sep 2019 E | 100,000,000 | 2018/10/25 | 2019/09/27 | 25.00 |
| 61216 | BNP Paribas Issuance B.V. – HSCEI R Bull CBBC Sep 2019 H | 100,000,000 | 2018/10/25 | 2019/09/27 | 25.00 |
| 61217 | BNP Paribas Issuance B.V. – HSCEI R Bull CBBC Sep 2019 I | 100,000,000 | 2018/10/25 | 2019/09/27 | 25.00 |
| 61219 | BNP Paribas Issuance B.V. – HSCEI R Bear CBBC Apr 2019 E | 100,000,000 | 2018/10/25 | 2019/04/29 | 25.00 |
| 61245 | BNP Paribas Issuance B.V. – HSCEI R Bear CBBC Apr 2019 F | 100,000,000 | 2018/10/25 | 2019/04/29 | 25.00 |
| 61251 | BNP Paribas Issuance B.V. – HSCEI R Bear CBBC Apr 2019 G | 100,000,000 | 2018/10/25 | 2019/04/29 | 25.00 |
| 61254 | BNP Paribas Issuance B.V. – HSCEI R Bear CBBC Apr 2019 H | 100,000,000 | 2018/10/25 | 2019/04/29 | 25.00 |
| 61379 | Credit Suisse AG – HSI R Bull CBBC Sep 2020 R | 200,000,000 | 2018/10/25 | 2020/09/29 | 50.00 |
| 61380 | Credit Suisse AG – HSI R Bear CBBC May 2019 F | 200,000,000 | 2018/10/25 | 2019/05/30 | 50.00 |
| 61388 | Credit Suisse AG – Tencent R Bull CBBC Jun 2019 K | 50,000,000 | 2018/10/25 | 2019/06/14 | 12.50 |
| 61413 | Goldman Sachs SP (Asia) – AIA R Bear CBBC Dec 2019 A | 80,000,000 | 2018/10/25 | 2019/12/27 | 20.00 |
| 61428 | Goldman Sachs SP (Asia) – Galaxy Ent R Bull CBBC Jul 2019 J | 100,000,000 | 2018/10/25 | 2019/07/26 | 25.00 |
| 61309 | Goldman Sachs SP (Asia) – HKEX R Bull CBBC Feb 2019 Q | 100,000,000 | 2018/10/25 | 2019/02/18 | 25.00 |
| 61434 | Goldman Sachs SP (Asia) – HSBC R Bull CBBC Sep 2019 N | 100,000,000 | 2018/10/25 | 2019/09/27 | 25.00 |
| 61441 | Goldman Sachs SP (Asia) – HSBC R Bear CBBC Sep 2019 A | 80,000,000 | 2018/10/25 | 2019/09/27 | 20.00 |
| 61394 | Goldman Sachs SP (Asia) – HSI R Bull CBBC Nov 2020 D | 200,000,000 | 2018/10/25 | 2020/11/27 | 50.00 |
| 61402 | Goldman Sachs SP (Asia) – HSI R Bull CBBC Nov 2020 E | 200,000,000 | 2018/10/25 | 2020/11/27 | 50.00 |
| 61411 | Goldman Sachs SP (Asia) – HSI R Bull CBBC Nov 2020 H | 200,000,000 | 2018/10/25 | 2020/11/27 | 50.00 |
| 61414 | Goldman Sachs SP (Asia) – HSI R Bull CBBC Nov 2020 J | 200,000,000 | 2018/10/25 | 2020/11/27 | 50.00 |
| 61307 | Goldman Sachs SP (Asia) – Tencent R Bull CBBC Feb 2019 E | 100,000,000 | 2018/10/25 | 2019/02/26 | 25.00 |
| 61397 | Goldman Sachs SP (Asia) – Tencent R Bull CBBC Mar 2019 S | 80,000,000 | 2018/10/25 | 2019/03/08 | 22.16 |
| 61277 | HK Bank – Sinopec Corp R Bear CBBC Mar 2019 C | 40,000,000 | 2018/10/25 | 2019/03/18 | 10.00 |
| 61281 | HK Bank – HKEX R Bull CBBC May 2019 B | 50,000,000 | 2018/10/25 | 2019/05/27 | 20.00 |
| 61280 | HK Bank – HSI R Bull CBBC Dec 2019 G | 100,000,000 | 2018/10/25 | 2019/12/30 | 25.00 |
| 61255 | HK Bank – HSI R Bear CBBC Mar 2019 Y | 150,000,000 | 2018/10/25 | 2019/03/28 | 37.50 |
| 61258 | HK Bank – HSI R Bear CBBC Mar 2019 Z | 100,000,000 | 2018/10/25 | 2019/03/28 | 25.00 |
| 61278 | HK Bank – PetroChina R Bear CBBC Mar 2019 C | 40,000,000 | 2018/10/25 | 2019/03/11 | 10.00 |
| 61273 | HK Bank – Sunny Optical R Bull CBBC Mar 2019 F | 40,000,000 | 2018/10/25 | 2019/03/25 | 10.00 |

主板 可收回牛熊證

| 股份代號 | 牛熊證 | 上市時之發行單位 | 上市日期 | 到期日 | 集資金額 (百萬港元) |
|-------|--|-------------|------------|------------|----------------|
| 61260 | HK Bank – Tencent R Bull CBBC Apr 2019 Q | 60,000,000 | 2018/10/25 | 2019/04/23 | 27.00 |
| 61290 | Haitong Int'l Sec – HSI R Bull CBBC Oct 2019 O | 120,000,000 | 2018/10/25 | 2019/10/30 | 30.00 |
| 61298 | Haitong Int'l Sec – HSI R Bull CBBC Oct 2019 P | 120,000,000 | 2018/10/25 | 2019/10/30 | 30.00 |
| 61291 | Haitong Int'l Sec – HSI R Bull CBBC Dec 2019 K | 120,000,000 | 2018/10/25 | 2019/12/30 | 30.00 |
| 61304 | Haitong Int'l Sec – HSI R Bear CBBC Jan 2019 Z | 120,000,000 | 2018/10/25 | 2019/01/30 | 30.00 |
| 61303 | Haitong Int'l Sec – HSI R Bear CBBC Feb 2019 I | 120,000,000 | 2018/10/25 | 2019/02/27 | 30.00 |
| 61378 | J P Morgan SP BV – Tencent R Bull CBBC Mar 2019 L | 50,000,000 | 2018/10/25 | 2019/03/08 | 12.50 |
| 61363 | SG Issuer – Bank of China R Bull CBBC Sep 2019 C | 100,000,000 | 2018/10/25 | 2019/09/20 | 25.00 |
| 61375 | SG Issuer – CSOP A50 ETF R Bull CBBC Apr 2019 G | 80,000,000 | 2018/10/25 | 2019/04/29 | 20.00 |
| 61339 | SG Issuer – Galaxy Ent R Bear CBBC Jul 2019 I | 100,000,000 | 2018/10/25 | 2019/07/30 | 25.00 |
| 61364 | SG Issuer – HKEX R Bull CBBC Jun 2019 T | 50,000,000 | 2018/10/25 | 2019/06/28 | 12.50 |
| 61366 | SG Issuer – HSBC R Bull CBBC Jun 2019 I | 100,000,000 | 2018/10/25 | 2019/06/28 | 25.00 |
| 61331 | SG Issuer – HSI R Bull CBBC Dec 2020 Y | 200,000,000 | 2018/10/25 | 2020/12/30 | 50.00 |
| 61376 | SG Issuer – HSI R Bear CBBC Apr 2019 T | 200,000,000 | 2018/10/25 | 2019/04/29 | 50.00 |
| 61347 | SG Issuer – Tencent R Bull CBBC Jan 2019 S | 80,000,000 | 2018/10/25 | 2019/01/30 | 20.00 |
| 61357 | SG Issuer – Tencent R Bull CBBC Feb 2019 K | 80,000,000 | 2018/10/25 | 2019/02/22 | 20.00 |
| 61367 | SG Issuer – Tencent R Bear CBBC Feb 2019 E | 80,000,000 | 2018/10/25 | 2019/02/27 | 20.00 |
| 61322 | UBS AG – HSI R Bull CBBC Dec 2019 N | 200,000,000 | 2018/10/25 | 2019/12/30 | 50.00 |
| 61321 | UBS AG – HSI R Bull CBBC Oct 2020 E | 200,000,000 | 2018/10/25 | 2020/10/29 | 50.00 |
| 61329 | UBS AG – HSI R Bear CBBC Feb 2019 G | 200,000,000 | 2018/10/25 | 2019/02/27 | 50.00 |
| 61330 | UBS AG – Tencent R Bull CBBC Jun 2019 M | 40,000,000 | 2018/10/25 | 2019/06/04 | 10.00 |
| 61524 | BNP Paribas Issuance B.V. – HSI R Bull CBBC Nov 2019 J | 250,000,000 | 2018/10/26 | 2019/11/28 | 62.50 |
| 61528 | BNP Paribas Issuance B.V. – HSI R Bull CBBC Nov 2019 K | 250,000,000 | 2018/10/26 | 2019/11/28 | 62.50 |
| 61534 | BNP Paribas Issuance B.V. – HSI R Bull CBBC Nov 2019 M | 250,000,000 | 2018/10/26 | 2019/11/28 | 62.50 |
| 61539 | BNP Paribas Issuance B.V. – HSI R Bull CBBC Nov 2019 N | 250,000,000 | 2018/10/26 | 2019/11/28 | 62.50 |
| 61689 | BNP Paribas Issuance B.V. – HSI R Bull CBBC Nov 2019 O | 250,000,000 | 2018/10/26 | 2019/11/28 | 62.50 |
| 61543 | BNP Paribas Issuance B.V. – HSI R Bear CBBC Mar 2019 E | 250,000,000 | 2018/10/26 | 2019/03/28 | 62.50 |
| 61546 | BNP Paribas Issuance B.V. – HSI R Bear CBBC Mar 2019 F | 250,000,000 | 2018/10/26 | 2019/03/28 | 62.50 |
| 61552 | BNP Paribas Issuance B.V. – HSI R Bear CBBC Mar 2019 G | 250,000,000 | 2018/10/26 | 2019/03/28 | 62.50 |
| 61568 | BNP Paribas Issuance B.V. – HSI R Bear CBBC Mar 2019 H | 250,000,000 | 2018/10/26 | 2019/03/28 | 62.50 |
| 61685 | BNP Paribas Issuance B.V. – Tencent R Bull CBBC Jun 2019 I | 50,000,000 | 2018/10/26 | 2019/06/27 | 12.50 |
| 61686 | BNP Paribas Issuance B.V. – Tencent R Bull CBBC Jul 2019 S | 50,000,000 | 2018/10/26 | 2019/07/30 | 12.50 |
| 62029 | Credit Suisse AG – CSOP A50 ETF R Bull CBBC May 2019 C | 50,000,000 | 2018/10/26 | 2019/05/30 | 12.50 |
| 62020 | Credit Suisse AG – HKEX R Bull CBBC Mar 2019 D | 50,000,000 | 2018/10/26 | 2019/03/28 | 12.50 |
| 62032 | Credit Suisse AG – HSI R Bull CBBC Aug 2020 F | 200,000,000 | 2018/10/26 | 2020/08/28 | 50.00 |
| 62047 | Credit Suisse AG – HSI R Bull CBBC Aug 2020 G | 200,000,000 | 2018/10/26 | 2020/08/28 | 50.00 |
| 62015 | Credit Suisse AG – HSI R Bear CBBC Apr 2019 L | 200,000,000 | 2018/10/26 | 2019/04/29 | 50.00 |
| 62095 | Goldman Sachs SP (Asia) – HKEX R Bull CBBC Sep 2019 A | 100,000,000 | 2018/10/26 | 2019/09/27 | 25.00 |
| 62096 | Goldman Sachs SP (Asia) – HSBC R Bull CBBC Sep 2019 O | 80,000,000 | 2018/10/26 | 2019/09/27 | 20.00 |
| 61462 | Goldman Sachs SP (Asia) – HSI R Bull CBBC Nov 2020 G | 200,000,000 | 2018/10/26 | 2020/11/27 | 50.00 |
| 62049 | Goldman Sachs SP (Asia) – HSI R Bull CBBC Nov 2020 I | 200,000,000 | 2018/10/26 | 2020/11/27 | 52.80 |
| 61451 | Goldman Sachs SP (Asia) – HSI R Bull CBBC Nov 2020 P | 200,000,000 | 2018/10/26 | 2020/11/27 | 50.00 |
| 61461 | Goldman Sachs SP (Asia) – HSI R Bull CBBC Nov 2020 S | 200,000,000 | 2018/10/26 | 2020/11/27 | 50.00 |
| 62059 | Goldman Sachs SP (Asia) – HSI R Bull CBBC Nov 2020 U | 200,000,000 | 2018/10/26 | 2020/11/27 | 58.00 |
| 62061 | Goldman Sachs SP (Asia) – HSI R Bull CBBC Nov 2020 Z | 200,000,000 | 2018/10/26 | 2020/11/27 | 61.20 |

主板 可收回牛熊證

| 股份代號 | 牛熊證 | 上市時之發行單位 | 上市日期 | 到期日 | 集資金額 (百萬港元) |
|-------|--|-------------|------------|------------|----------------|
| 61660 | Goldman Sachs SP (Asia) – HSI R Bear CBBC Mar 2019 L | 200,000,000 | 2018/10/26 | 2019/03/28 | 50.00 |
| 61662 | Goldman Sachs SP (Asia) – HSI R Bear CBBC Mar 2019 M | 200,000,000 | 2018/10/26 | 2019/03/28 | 50.00 |
| 62074 | Goldman Sachs SP (Asia) – HSI R Bear CBBC Mar 2019 N | 200,000,000 | 2018/10/26 | 2019/03/28 | 50.00 |
| 62069 | Goldman Sachs SP (Asia) – Ping An R Bull CBBC Jul 2019 N | 100,000,000 | 2018/10/26 | 2019/07/25 | 25.00 |
| 62080 | Goldman Sachs SP (Asia) – Ping An R Bull CBBC Jul 2019 O | 100,000,000 | 2018/10/26 | 2019/07/26 | 25.00 |
| 62052 | Goldman Sachs SP (Asia) – Tencent R Bull CBBC Mar 2019 F | 100,000,000 | 2018/10/26 | 2019/03/08 | 25.00 |
| 61454 | Goldman Sachs SP (Asia) – Tencent R Bull CBBC Mar 2019 T | 100,000,000 | 2018/10/26 | 2019/03/08 | 25.00 |
| 61615 | HK Bank – CNOOC R Bear CBBC Mar 2019 E | 40,000,000 | 2018/10/26 | 2019/03/04 | 10.00 |
| 61627 | HK Bank – CSOP A50 ETF R Bear CBBC Mar 2019 A | 40,000,000 | 2018/10/26 | 2019/03/11 | 10.00 |
| 61616 | HK Bank – HKEX R Bull CBBC Mar 2019 M | 50,000,000 | 2018/10/26 | 2019/03/18 | 12.50 |
| 61644 | HK Bank – HSCEI ETF R Bull CBBC Apr 2019 A | 50,000,000 | 2018/10/26 | 2019/04/29 | 12.50 |
| 61580 | HK Bank – HSI R Bull CBBC Sep 2019 G | 150,000,000 | 2018/10/26 | 2019/09/27 | 37.50 |
| 61604 | HK Bank – HSI R Bull CBBC Dec 2019 L | 150,000,000 | 2018/10/26 | 2019/12/30 | 37.50 |
| 61597 | HK Bank – HSI R Bull CBBC Dec 2019 M | 150,000,000 | 2018/10/26 | 2019/12/30 | 37.50 |
| 61582 | HK Bank – HSI R Bear CBBC Apr 2019 F | 100,000,000 | 2018/10/26 | 2019/04/29 | 31.00 |
| 61585 | HK Bank – HSI R Bear CBBC Apr 2019 G | 100,000,000 | 2018/10/26 | 2019/04/29 | 25.00 |
| 61625 | HK Bank – Ping An R Bull CBBC Mar 2019 N | 100,000,000 | 2018/10/26 | 2019/03/18 | 25.00 |
| 61570 | HK Bank – Tencent R Bull CBBC Mar 2019 B | 60,000,000 | 2018/10/26 | 2019/03/11 | 15.00 |
| 61574 | HK Bank – Tencent R Bull CBBC Jul 2019 B | 60,000,000 | 2018/10/26 | 2019/07/08 | 33.00 |
| 61633 | HK Bank – Tracker Fund R Bull CBBC Jun 2019 A | 50,000,000 | 2018/10/26 | 2019/06/03 | 15.50 |
| 61490 | Haitong Int'l Sec – Galaxy Ent R Bull CBBC May 2019 C | 180,000,000 | 2018/10/26 | 2019/05/17 | 45.18 |
| 61495 | Haitong Int'l Sec – Galaxy Ent R Bear CBBC May 2019 A | 180,000,000 | 2018/10/26 | 2019/05/03 | 45.00 |
| 62000 | Haitong Int'l Sec – HSI R Bull CBBC Dec 2019 L | 120,000,000 | 2018/10/26 | 2019/12/30 | 30.00 |
| 61513 | Haitong Int'l Sec – Sunny Optical R Bull CBBC Apr 2019 A | 40,000,000 | 2018/10/26 | 2019/04/10 | 10.04 |
| 61510 | Haitong Int'l Sec – Sunny Optical R Bear CBBC Apr 2019 B | 40,000,000 | 2018/10/26 | 2019/04/29 | 10.04 |
| 61512 | Haitong Int'l Sec – Sunny Optical R Bear CBBC Apr 2019 C | 40,000,000 | 2018/10/26 | 2019/04/25 | 10.08 |
| 61491 | Haitong Int'l Sec – Tencent R Bull CBBC Mar 2019 M | 40,000,000 | 2018/10/26 | 2019/03/04 | 10.04 |
| 61497 | Haitong Int'l Sec – Tencent R Bull CBBC Mar 2019 N | 40,000,000 | 2018/10/26 | 2019/03/07 | 10.00 |
| 61496 | Haitong Int'l Sec – Tencent R Bull CBBC Apr 2019 E | 40,000,000 | 2018/10/26 | 2019/04/09 | 10.00 |
| 61682 | Haitong Int'l Sec – Tencent R Bull CBBC Apr 2019 F | 40,000,000 | 2018/10/26 | 2019/04/09 | 10.00 |
| 61763 | J P Morgan SP BV – CSOP A50 ETF R Bull CBBC May 2019 A | 80,000,000 | 2018/10/26 | 2019/05/10 | 20.00 |
| 61747 | J P Morgan SP BV – HSI R Bull CBBC Sep 2020 K | 200,000,000 | 2018/10/26 | 2020/09/29 | 50.00 |
| 61768 | J P Morgan SP BV – HSI R Bull CBBC Oct 2020 I | 200,000,000 | 2018/10/26 | 2020/10/29 | 50.00 |
| 61776 | J P Morgan SP BV – HSI R Bull CBBC Nov 2020 B | 200,000,000 | 2018/10/26 | 2020/11/27 | 50.00 |
| 61755 | J P Morgan SP BV – HSI R Bear CBBC Jan 2019 X | 200,000,000 | 2018/10/26 | 2019/01/30 | 50.00 |
| 61758 | J P Morgan SP BV – Tencent R Bull CBBC Mar 2019 M | 50,000,000 | 2018/10/26 | 2019/03/08 | 12.50 |
| 61748 | J P Morgan SP BV – Tencent R Bear CBBC Apr 2019 F | 50,000,000 | 2018/10/26 | 2019/04/12 | 12.50 |
| 61749 | J P Morgan SP BV – Tencent R Bear CBBC Apr 2019 G | 50,000,000 | 2018/10/26 | 2019/04/18 | 12.50 |
| 61652 | Macquarie Bank Ltd. – Tencent R Bull CBBC Jan 2019 N | 31,400,000 | 2018/10/26 | 2019/01/30 | 10.02 |
| 61653 | Macquarie Bank Ltd. – Tencent R Bull CBBC Jan 2019 R | 27,800,000 | 2018/10/26 | 2019/01/31 | 10.01 |
| 61896 | SG Issuer – CC Bank R Bull CBBC Jul 2019 B | 100,000,000 | 2018/10/26 | 2019/07/31 | 25.00 |
| 61951 | SG Issuer – CC Bank R Bull CBBC Aug 2019 N | 100,000,000 | 2018/10/26 | 2019/08/09 | 25.00 |
| 61960 | SG Issuer – China Life R Bull CBBC Feb 2019 C | 40,000,000 | 2018/10/26 | 2019/02/25 | 10.00 |
| 61977 | SG Issuer – CNOOC R Bull CBBC Feb 2019 F | 40,000,000 | 2018/10/26 | 2019/02/21 | 10.00 |
| 61979 | SG Issuer – HKEX R Bull CBBC Jul 2019 I | 50,000,000 | 2018/10/26 | 2019/07/10 | 12.50 |

主板 可收回牛熊證

| 股份 代號 | 牛熊證 | 上市時之 發行單位 | 上市日期 | 到期日 | 集資金額 (百萬港元) |
|----------|--|--------------|------------|------------|----------------|
| 61804 | SG Issuer – HKEX R Bear CBBC Mar 2019 I | 50,000,000 | 2018/10/26 | 2019/03/22 | 12.50 |
| 61777 | SG Issuer – HSBC R Bull CBBC Jul 2019 D | 100,000,000 | 2018/10/26 | 2019/07/12 | 25.00 |
| 61842 | SG Issuer – HSI R Bull CBBC Nov 2020 B | 200,000,000 | 2018/10/26 | 2020/11/27 | 50.00 |
| 61848 | SG Issuer – HSI R Bull CBBC Nov 2020 E | 200,000,000 | 2018/10/26 | 2020/11/27 | 50.00 |
| 61800 | SG Issuer – HSI R Bull CBBC Nov 2020 Z | 200,000,000 | 2018/10/26 | 2020/11/27 | 50.00 |
| 61873 | SG Issuer – HSI R Bull CBBC Dec 2020 E | 200,000,000 | 2018/10/26 | 2020/12/30 | 50.00 |
| 61803 | SG Issuer – HSI R Bull CBBC Dec 2020 K | 400,000,000 | 2018/10/26 | 2020/12/30 | 100.00 |
| 61853 | SG Issuer – HSI R Bull CBBC Dec 2020 U | 200,000,000 | 2018/10/26 | 2020/12/30 | 50.00 |
| 61859 | SG Issuer – HSI R Bull CBBC Dec 2020 Z | 200,000,000 | 2018/10/26 | 2020/12/30 | 50.00 |
| 61828 | SG Issuer – HSI R Bear CBBC May 2019 K | 200,000,000 | 2018/10/26 | 2019/05/30 | 50.00 |
| 61831 | SG Issuer – HSI R Bear CBBC May 2019 L | 200,000,000 | 2018/10/26 | 2019/05/30 | 50.00 |
| 61838 | SG Issuer – HSI R Bear CBBC May 2019 M | 200,000,000 | 2018/10/26 | 2019/05/30 | 50.00 |
| 61841 | SG Issuer – HSI R Bear CBBC Jul 2019 C | 200,000,000 | 2018/10/26 | 2019/07/30 | 50.00 |
| 61987 | SG Issuer – Ping An R Bull CBBC Apr 2019 B | 100,000,000 | 2018/10/26 | 2019/04/25 | 25.00 |
| 61778 | SG Issuer – Ping An R Bear CBBC Apr 2019 H | 100,000,000 | 2018/10/26 | 2019/04/16 | 25.00 |
| 61789 | SG Issuer – Tencent R Bull CBBC Jan 2019 J | 80,000,000 | 2018/10/26 | 2019/01/31 | 21.20 |
| 61991 | SG Issuer – Tencent R Bull CBBC Jan 2019 K | 80,000,000 | 2018/10/26 | 2019/01/31 | 38.00 |
| 61781 | SG Issuer – Tencent R Bull CBBC Jan 2019 X | 80,000,000 | 2018/10/26 | 2019/01/30 | 20.00 |
| 61793 | SG Issuer – Tencent R Bull CBBC Feb 2019 P | 80,000,000 | 2018/10/26 | 2019/02/19 | 20.00 |
| 61796 | SG Issuer – Tencent R Bull CBBC Feb 2019 R | 80,000,000 | 2018/10/26 | 2019/02/25 | 20.00 |
| 61997 | SG Issuer – Tencent R Bull CBBC Feb 2019 S | 80,000,000 | 2018/10/26 | 2019/02/21 | 30.00 |
| 61798 | SG Issuer – Tencent R Bull CBBC Mar 2019 W | 80,000,000 | 2018/10/26 | 2019/03/05 | 20.00 |
| 61808 | SG Issuer – Tencent R Bear CBBC Apr 2019 B | 80,000,000 | 2018/10/26 | 2019/04/11 | 20.00 |
| 61999 | SG Issuer – Tencent R Bear CBBC Apr 2019 E | 80,000,000 | 2018/10/26 | 2019/04/11 | 20.00 |
| 61733 | UBS AG – China Life R Bull CBBC Apr 2019 C | 40,000,000 | 2018/10/26 | 2019/04/15 | 10.00 |
| 61710 | UBS AG – Galaxy Ent R Bull CBBC Jun 2019 C | 40,000,000 | 2018/10/26 | 2019/06/03 | 10.00 |
| 61718 | UBS AG – HKEX R Bull CBBC May 2019 H | 50,000,000 | 2018/10/26 | 2019/05/27 | 12.50 |
| 61720 | UBS AG – HKEX R Bull CBBC May 2019 I | 50,000,000 | 2018/10/26 | 2019/05/20 | 12.50 |
| 61691 | UBS AG – HSI R Bull CBBC Sep 2020 E | 200,000,000 | 2018/10/26 | 2020/09/29 | 50.00 |
| 61745 | UBS AG – HSI R Bull CBBC Sep 2020 G | 200,000,000 | 2018/10/26 | 2020/09/29 | 50.00 |
| 61699 | UBS AG – HSI R Bull CBBC Oct 2020 M | 200,000,000 | 2018/10/26 | 2020/10/29 | 50.00 |
| 61692 | UBS AG – HSI R Bull CBBC Oct 2020 V | 200,000,000 | 2018/10/26 | 2020/10/29 | 50.00 |
| 61736 | UBS AG – HSI R Bear CBBC Feb 2019 H | 200,000,000 | 2018/10/26 | 2019/02/27 | 50.00 |
| 61735 | UBS AG – HSI R Bear CBBC Mar 2019 P | 200,000,000 | 2018/10/26 | 2019/03/28 | 50.00 |
| 61738 | UBS AG – HSI R Bear CBBC Mar 2019 Q | 200,000,000 | 2018/10/26 | 2019/03/28 | 50.00 |
| 61744 | UBS AG – Ping An R Bull CBBC Feb 2019 J | 100,000,000 | 2018/10/26 | 2019/02/25 | 25.00 |
| 61732 | UBS AG – Ping An R Bear CBBC Apr 2019 D | 100,000,000 | 2018/10/26 | 2019/04/10 | 25.00 |
| 61701 | UBS AG – Tencent R Bull CBBC Mar 2019 F | 40,000,000 | 2018/10/26 | 2019/03/12 | 10.00 |
| 61705 | UBS AG – Tencent R Bull CBBC Apr 2019 J | 40,000,000 | 2018/10/26 | 2019/04/03 | 10.00 |
| 61724 | UBS AG – Tencent R Bear CBBC Feb 2019 R | 40,000,000 | 2018/10/26 | 2019/02/15 | 10.00 |
| 61731 | UBS AG – Tencent R Bear CBBC Feb 2019 S | 40,000,000 | 2018/10/26 | 2019/02/19 | 10.00 |
| 61472 | Bank Vontobel – AIA R Bear CBBC Jul 2019 B | 40,000,000 | 2018/10/26 | 2019/07/12 | 10.00 |
| 61517 | Bank Vontobel – CC Bank R Bull CBBC Jul 2019 A | 40,000,000 | 2018/10/26 | 2019/07/19 | 10.00 |
| 61463 | Bank Vontobel – HSBC R Bull CBBC Jul 2019 B | 40,000,000 | 2018/10/26 | 2019/07/12 | 10.00 |
| 61464 | Bank Vontobel – HSBC R Bear CBBC Jul 2019 A | 40,000,000 | 2018/10/26 | 2019/07/19 | 10.00 |

主板 可收回牛熊證

| 股份代號 | 牛熊證 | 上市時之發行單位 | 上市日期 | 到期日 | 集資金額 (百萬港元) |
|-------|---|-------------|------------|------------|----------------|
| 61485 | Bank Vontobel – HSI R Bull CBBC Apr 2019 S | 80,000,000 | 2018/10/26 | 2019/04/29 | 20.00 |
| 61521 | Bank Vontobel – HSI R Bear CBBC Feb 2019 S | 80,000,000 | 2018/10/26 | 2019/02/27 | 20.00 |
| 62726 | BOCI Asia Ltd. – Geely Auto R Bull CBBC Mar 2019 A | 40,000,000 | 2018/10/29 | 2019/03/27 | 10.92 |
| 62722 | BOCI Asia Ltd. – HKEX R Bull CBBC Mar 2019 A | 40,000,000 | 2018/10/29 | 2019/03/26 | 10.20 |
| 62723 | BOCI Asia Ltd. – Ping An R Bear CBBC Mar 2019 B | 70,000,000 | 2018/10/29 | 2019/03/27 | 17.78 |
| 62709 | BOCI Asia Ltd. – Tencent R Bull CBBC Mar 2019 C | 40,000,000 | 2018/10/29 | 2019/03/27 | 10.16 |
| 62716 | BOCI Asia Ltd. – Tencent R Bull CBBC Mar 2019 D | 40,000,000 | 2018/10/29 | 2019/03/28 | 10.00 |
| 62343 | BNP Paribas Issuance B.V. – CC Bank R Bull CBBC Sep 2019 O | 100,000,000 | 2018/10/29 | 2019/09/27 | 25.00 |
| 62283 | BNP Paribas Issuance B.V. – CSOP A50 R Bull CBBC Jun 2019 P | 60,000,000 | 2018/10/29 | 2019/06/27 | 15.00 |
| 62365 | BNP Paribas Issuance B.V. – HKEX R Bull CBBC May 2019 W | 50,000,000 | 2018/10/29 | 2019/05/30 | 12.50 |
| 62344 | BNP Paribas Issuance B.V. – HSBC R Bull CBBC Jun 2019 J | 150,000,000 | 2018/10/29 | 2019/06/27 | 37.50 |
| 62316 | BNP Paribas Issuance B.V. – HSI R Bull CBBC Nov 2019 E | 250,000,000 | 2018/10/29 | 2019/11/28 | 62.50 |
| 62318 | BNP Paribas Issuance B.V. – HSI R Bull CBBC Nov 2019 I | 250,000,000 | 2018/10/29 | 2019/11/28 | 62.50 |
| 62326 | BNP Paribas Issuance B.V. – HSI R Bull CBBC Nov 2019 L | 250,000,000 | 2018/10/29 | 2019/11/28 | 62.50 |
| 62304 | BNP Paribas Issuance B.V. – HSI R Bull CBBC Nov 2019 P | 250,000,000 | 2018/10/29 | 2019/11/28 | 62.50 |
| 62314 | BNP Paribas Issuance B.V. – HSI R Bull CBBC Nov 2019 Q | 250,000,000 | 2018/10/29 | 2019/11/28 | 62.50 |
| 62339 | BNP Paribas Issuance B.V. – HSI R Bull CBBC Nov 2019 R | 250,000,000 | 2018/10/29 | 2019/11/28 | 62.50 |
| 62291 | BNP Paribas Issuance B.V. – HSI R Bear CBBC Feb 2019 Q | 250,000,000 | 2018/10/29 | 2019/02/27 | 62.50 |
| 62297 | BNP Paribas Issuance B.V. – HSI R Bear CBBC Feb 2019 U | 250,000,000 | 2018/10/29 | 2019/02/27 | 62.50 |
| 62097 | BNP Paribas Issuance B.V. – HSI R Bear CBBC Mar 2019 I | 250,000,000 | 2018/10/29 | 2019/03/28 | 62.50 |
| 62098 | BNP Paribas Issuance B.V. – HSI R Bear CBBC Mar 2019 J | 250,000,000 | 2018/10/29 | 2019/03/28 | 62.50 |
| 62100 | BNP Paribas Issuance B.V. – HSI R Bear CBBC Mar 2019 K | 250,000,000 | 2018/10/29 | 2019/03/28 | 62.50 |
| 62347 | BNP Paribas Issuance B.V. – Ping An R Bull CBBC Jun 2019 R | 200,000,000 | 2018/10/29 | 2019/06/27 | 50.00 |
| 62352 | BNP Paribas Issuance B.V. – Ping An R Bull CBBC Jun 2019 S | 200,000,000 | 2018/10/29 | 2019/06/27 | 50.00 |
| 62355 | BNP Paribas Issuance B.V. – Ping An R Bear CBBC Aug 2019 L | 200,000,000 | 2018/10/29 | 2019/08/29 | 50.00 |
| 62661 | BNP Paribas Issuance B.V. – Tencent R Bull CBBC Jun 2019 J | 50,000,000 | 2018/10/29 | 2019/06/27 | 12.50 |
| 62660 | BNP Paribas Issuance B.V. – Tencent R Bull CBBC Jul 2019 T | 50,000,000 | 2018/10/29 | 2019/07/30 | 12.50 |
| 62277 | BNP Paribas Issuance B.V. – Tencent R Bear CBBC Mar 2019 L | 50,000,000 | 2018/10/29 | 2019/03/28 | 12.50 |
| 63186 | Credit Suisse AG – CSOP A50 ETF R Bull CBBC Apr 2019 A | 50,000,000 | 2018/10/29 | 2019/04/29 | 12.50 |
| 63180 | Credit Suisse AG – Geely Auto R Bull CBBC Apr 2019 B | 40,000,000 | 2018/10/29 | 2019/04/29 | 10.00 |
| 63185 | Credit Suisse AG – HKEX R Bull CBBC May 2019 B | 50,000,000 | 2018/10/29 | 2019/05/30 | 12.50 |
| 63159 | Credit Suisse AG – HSI R Bull CBBC Aug 2020 C | 200,000,000 | 2018/10/29 | 2020/08/28 | 50.00 |
| 63215 | Credit Suisse AG – HSI R Bull CBBC Aug 2020 H | 200,000,000 | 2018/10/29 | 2020/08/28 | 50.00 |
| 63152 | Credit Suisse AG – HSI R Bull CBBC Sep 2020 I | 200,000,000 | 2018/10/29 | 2020/09/29 | 50.00 |
| 63209 | Credit Suisse AG – HSI R Bull CBBC Sep 2020 M | 200,000,000 | 2018/10/29 | 2020/09/29 | 50.00 |
| 63128 | Credit Suisse AG – HSI R Bear CBBC Mar 2019 A | 200,000,000 | 2018/10/29 | 2019/03/28 | 50.00 |
| 63148 | Credit Suisse AG – HSI R Bear CBBC Mar 2019 B | 200,000,000 | 2018/10/29 | 2019/03/28 | 50.00 |
| 63127 | Credit Suisse AG – HSI R Bear CBBC Mar 2019 Z | 200,000,000 | 2018/10/29 | 2019/03/28 | 50.00 |
| 63118 | Credit Suisse AG – HSI R Bear CBBC Apr 2019 M | 200,000,000 | 2018/10/29 | 2019/04/29 | 50.00 |
| 63125 | Credit Suisse AG – HSI R Bear CBBC Apr 2019 N | 200,000,000 | 2018/10/29 | 2019/04/29 | 50.00 |
| 63188 | Credit Suisse AG – Ping An R Bull CBBC Feb 2019 R | 80,000,000 | 2018/10/29 | 2019/02/27 | 20.00 |
| 63203 | Credit Suisse AG – Sunny Optical R Bull CBBC Jul 2019 B | 40,000,000 | 2018/10/29 | 2019/07/30 | 10.00 |
| 63192 | Credit Suisse AG – Tencent R Bull CBBC May 2019 F | 50,000,000 | 2018/10/29 | 2019/05/30 | 12.50 |
| 63232 | Goldman Sachs SP (Asia) – AIA R Bull CBBC Dec 2019 A | 100,000,000 | 2018/10/29 | 2019/12/27 | 25.00 |
| 63265 | Goldman Sachs SP (Asia) – CC Bank R Bull CBBC Jun 2019 N | 100,000,000 | 2018/10/29 | 2019/06/25 | 25.00 |

主板 可收回牛熊證

| 股份代號 | 牛熊證 | 上市時之發行單位 | 上市日期 | 到期日 | 集資金額 (百萬港元) |
|-------|---|-------------|------------|------------|----------------|
| 63291 | Goldman Sachs SP (Asia) – China Life R Bull CBBC Mar 2019 F | 100,000,000 | 2018/10/29 | 2019/03/18 | 25.00 |
| 63245 | Goldman Sachs SP (Asia) – Galaxy Ent R Bull CBBC Jul 2019 K | 100,000,000 | 2018/10/29 | 2019/07/26 | 25.00 |
| 63250 | Goldman Sachs SP (Asia) – HKEX R Bull CBBC Feb 2019 R | 100,000,000 | 2018/10/29 | 2019/02/18 | 25.00 |
| 63254 | Goldman Sachs SP (Asia) – HKEX R Bull CBBC Feb 2019 S | 100,000,000 | 2018/10/29 | 2019/02/18 | 25.00 |
| 63246 | Goldman Sachs SP (Asia) – HSBC R Bull CBBC Sep 2019 P | 100,000,000 | 2018/10/29 | 2019/09/27 | 25.00 |
| 62530 | Goldman Sachs SP (Asia) – HSI R Bull CBBC Nov 2020 F | 200,000,000 | 2018/10/29 | 2020/11/27 | 50.00 |
| 63219 | Goldman Sachs SP (Asia) – HSI R Bull CBBC Nov 2020 M | 200,000,000 | 2018/10/29 | 2020/11/27 | 50.00 |
| 62536 | Goldman Sachs SP (Asia) – HSI R Bull CBBC Nov 2020 W | 200,000,000 | 2018/10/29 | 2020/11/27 | 50.00 |
| 63231 | Goldman Sachs SP (Asia) – HSI R Bull CBBC Nov 2020 X | 200,000,000 | 2018/10/29 | 2020/11/27 | 50.00 |
| 63216 | Goldman Sachs SP (Asia) – HSI R Bull CBBC Nov 2020 Y | 200,000,000 | 2018/10/29 | 2020/11/27 | 50.00 |
| 62125 | Goldman Sachs SP (Asia) – HSI R Bear CBBC Mar 2019 O | 200,000,000 | 2018/10/29 | 2019/03/28 | 50.00 |
| 62126 | Goldman Sachs SP (Asia) – HSI R Bear CBBC Mar 2019 P | 200,000,000 | 2018/10/29 | 2019/03/28 | 50.00 |
| 62150 | Goldman Sachs SP (Asia) – HSI R Bear CBBC Mar 2019 Q | 200,000,000 | 2018/10/29 | 2019/03/28 | 50.00 |
| 63243 | Goldman Sachs SP (Asia) – HSI R Bear CBBC Mar 2019 R | 200,000,000 | 2018/10/29 | 2019/03/28 | 50.00 |
| 63282 | Goldman Sachs SP (Asia) – ICBC R Bull CBBC Jun 2019 G | 100,000,000 | 2018/10/29 | 2019/06/25 | 25.00 |
| 62544 | Goldman Sachs SP (Asia) – Ping An R Bull CBBC Jul 2019 P | 100,000,000 | 2018/10/29 | 2019/07/25 | 25.00 |
| 62546 | Goldman Sachs SP (Asia) – Ping An R Bull CBBC Jul 2019 Q | 100,000,000 | 2018/10/29 | 2019/07/25 | 25.00 |
| 63218 | Goldman Sachs SP (Asia) – Tencent R Bull CBBC Mar 2019 P | 100,000,000 | 2018/10/29 | 2019/03/08 | 25.00 |
| 62152 | Goldman Sachs SP (Asia) – Tencent R Bear CBBC Mar 2019 C | 80,000,000 | 2018/10/29 | 2019/03/11 | 20.00 |
| 62421 | HK Bank – AIA R Bull CBBC Apr 2019 D | 80,000,000 | 2018/10/29 | 2019/04/01 | 20.00 |
| 62422 | HK Bank – AIA R Bear CBBC Apr 2019 B | 40,000,000 | 2018/10/29 | 2019/04/01 | 10.00 |
| 62417 | HK Bank – China Life R Bull CBBC Apr 2019 B | 40,000,000 | 2018/10/29 | 2019/04/01 | 10.00 |
| 62472 | HK Bank – CM Bank R Bull CBBC Aug 2019 A | 100,000,000 | 2018/10/29 | 2019/08/12 | 25.00 |
| 62378 | HK Bank – CSOP A50 ETF R Bull CBBC May 2019 A | 50,000,000 | 2018/10/29 | 2019/05/02 | 12.50 |
| 62414 | HK Bank – CSOP A50 ETF R Bull CBBC May 2019 B | 50,000,000 | 2018/10/29 | 2019/05/06 | 12.50 |
| 62486 | HK Bank – CSPC Pharma R Bull CBBC Mar 2019 D | 40,000,000 | 2018/10/29 | 2019/03/25 | 10.00 |
| 62437 | HK Bank – Geely Auto R Bull CBBC Apr 2019 C | 40,000,000 | 2018/10/29 | 2019/04/01 | 12.00 |
| 62481 | HK Bank – Galaxy Ent R Bull CBBC May 2019 F | 80,000,000 | 2018/10/29 | 2019/05/30 | 20.00 |
| 62427 | HK Bank – HKEX R Bull CBBC Mar 2019 N | 50,000,000 | 2018/10/29 | 2019/03/28 | 12.50 |
| 62424 | HK Bank – HKEX R Bull CBBC Apr 2019 D | 50,000,000 | 2018/10/29 | 2019/04/15 | 12.50 |
| 62383 | HK Bank – HSCEI R Bull CBBC Sep 2019 F | 60,000,000 | 2018/10/29 | 2019/09/27 | 15.00 |
| 62372 | HK Bank – HSI R Bull CBBC Sep 2019 K | 150,000,000 | 2018/10/29 | 2019/09/27 | 37.50 |
| 62415 | HK Bank – HSI R Bull CBBC Sep 2019 L | 100,000,000 | 2018/10/29 | 2019/09/27 | 25.00 |
| 62400 | HK Bank – HSI R Bear CBBC Apr 2019 H | 150,000,000 | 2018/10/29 | 2019/04/29 | 37.50 |
| 62412 | HK Bank – HSI R Bear CBBC Apr 2019 I | 100,000,000 | 2018/10/29 | 2019/04/29 | 25.00 |
| 62450 | HK Bank – ICBC R Bull CBBC Apr 2019 A | 100,000,000 | 2018/10/29 | 2019/04/01 | 25.00 |
| 62416 | HK Bank – Ping An R Bull CBBC Apr 2019 B | 100,000,000 | 2018/10/29 | 2019/04/01 | 25.00 |
| 62515 | HK Bank – Sands China R Bull CBBC Jul 2019 D | 80,000,000 | 2018/10/29 | 2019/07/08 | 20.00 |
| 62511 | HK Bank – SUNAC R Bull CBBC Jan 2020 A | 100,000,000 | 2018/10/29 | 2020/01/20 | 25.00 |
| 62431 | HK Bank – Tencent R Bull CBBC Mar 2019 C | 60,000,000 | 2018/10/29 | 2019/03/14 | 15.00 |
| 62436 | HK Bank – Tencent R Bear CBBC Apr 2019 E | 50,000,000 | 2018/10/29 | 2019/04/01 | 17.50 |
| 62162 | Haitong Int'l Sec – HSI R Bull CBBC Nov 2019 L | 120,000,000 | 2018/10/29 | 2019/11/28 | 30.00 |
| 62164 | Haitong Int'l Sec – HSI R Bull CBBC Dec 2019 M | 120,000,000 | 2018/10/29 | 2019/12/30 | 30.00 |
| 62153 | Haitong Int'l Sec – HSI R Bull CBBC Jan 2020 G | 120,000,000 | 2018/10/29 | 2020/01/30 | 30.00 |
| 62161 | Haitong Int'l Sec – HSI R Bull CBBC Jan 2020 H | 120,000,000 | 2018/10/29 | 2020/01/30 | 30.00 |

主板 可收回牛熊證

| 股份代號 | 牛熊證 | 上市時之發行單位 | 上市日期 | 到期日 | 集資金額 (百萬港元) |
|-------|---|-------------|------------|------------|-------------|
| 62549 | Haitong Int'l Sec – Tencent R Bull CBBC Mar 2019 O | 40,000,000 | 2018/10/29 | 2019/03/15 | 10.04 |
| 62553 | Haitong Int'l Sec – Tencent R Bull CBBC Mar 2019 P | 40,000,000 | 2018/10/29 | 2019/03/15 | 10.00 |
| 62554 | Haitong Int'l Sec – Tencent R Bear CBBC Apr 2019 J | 40,000,000 | 2018/10/29 | 2019/04/03 | 10.00 |
| 62800 | J P Morgan SP BV – AIA R Bull CBBC Apr 2019 B | 80,000,000 | 2018/10/29 | 2019/04/18 | 20.00 |
| 62793 | J P Morgan SP BV – CNOOC R Bull CBBC Apr 2019 B | 60,000,000 | 2018/10/29 | 2019/04/18 | 15.00 |
| 62774 | J P Morgan SP BV – Galaxy Ent R Bull CBBC May 2019 B | 100,000,000 | 2018/10/29 | 2019/05/17 | 25.00 |
| 62797 | J P Morgan SP BV – HKEX R Bull CBBC Mar 2019 E | 40,000,000 | 2018/10/29 | 2019/03/08 | 10.00 |
| 62799 | J P Morgan SP BV – HKEX R Bull CBBC Apr 2019 C | 40,000,000 | 2018/10/29 | 2019/04/12 | 10.00 |
| 62805 | J P Morgan SP BV – HSCEI R Bull CBBC Sep 2020 G | 100,000,000 | 2018/10/29 | 2020/09/29 | 25.00 |
| 62689 | J P Morgan SP BV – HSI R Bull CBBC Sep 2020 I | 200,000,000 | 2018/10/29 | 2020/09/29 | 50.00 |
| 62687 | J P Morgan SP BV – HSI R Bull CBBC Sep 2020 S | 200,000,000 | 2018/10/29 | 2020/09/29 | 50.00 |
| 62694 | J P Morgan SP BV – HSI R Bull CBBC Oct 2020 J | 200,000,000 | 2018/10/29 | 2020/10/29 | 50.00 |
| 62698 | J P Morgan SP BV – HSI R Bull CBBC Oct 2020 U | 200,000,000 | 2018/10/29 | 2020/10/29 | 50.00 |
| 62699 | J P Morgan SP BV – HSI R Bull CBBC Nov 2020 D | 200,000,000 | 2018/10/29 | 2020/11/27 | 50.00 |
| 62703 | J P Morgan SP BV – HSI R Bull CBBC Nov 2020 K | 200,000,000 | 2018/10/29 | 2020/11/27 | 50.00 |
| 62676 | J P Morgan SP BV – HSI R Bear CBBC Jan 2019 C | 200,000,000 | 2018/10/29 | 2019/01/30 | 50.00 |
| 62669 | J P Morgan SP BV – HSI R Bear CBBC Jan 2019 Y | 200,000,000 | 2018/10/29 | 2019/01/30 | 50.00 |
| 62682 | J P Morgan SP BV – HSI R Bear CBBC Mar 2019 A | 200,000,000 | 2018/10/29 | 2019/03/28 | 50.00 |
| 62678 | J P Morgan SP BV – HSI R Bear CBBC Mar 2019 G | 200,000,000 | 2018/10/29 | 2019/03/28 | 50.00 |
| 62755 | J P Morgan SP BV – Ping An R Bull CBBC Apr 2019 A | 100,000,000 | 2018/10/29 | 2019/04/12 | 25.00 |
| 62792 | J P Morgan SP BV – Sunny Optical R Bull CBBC Apr 2019 A | 40,000,000 | 2018/10/29 | 2019/04/18 | 10.00 |
| 62731 | J P Morgan SP BV – Tencent R Bull CBBC Feb 2019 E | 50,000,000 | 2018/10/29 | 2019/02/08 | 12.50 |
| 62751 | J P Morgan SP BV – Tencent R Bull CBBC Mar 2019 N | 50,000,000 | 2018/10/29 | 2019/03/08 | 12.50 |
| 62683 | J P Morgan SP BV – Tencent R Bear CBBC Apr 2019 H | 50,000,000 | 2018/10/29 | 2019/04/12 | 12.50 |
| 62274 | Macquarie Bank Ltd. – Tencent R Bull CBBC Jan 2019 K | 21,400,000 | 2018/10/29 | 2019/01/30 | 10.04 |
| 62271 | Macquarie Bank Ltd. – Tencent R Bull CBBC Feb 2019 W | 21,000,000 | 2018/10/29 | 2019/02/25 | 10.04 |
| 62275 | Macquarie Bank Ltd. – Tencent R Bull CBBC Feb 2019 X | 17,400,000 | 2018/10/29 | 2019/02/19 | 10.02 |
| 62250 | Macquarie Bank Ltd. – Tencent R Bull CBBC Mar 2019 L | 27,700,000 | 2018/10/29 | 2019/03/05 | 10.03 |
| 62266 | Macquarie Bank Ltd. – Tencent R Bull CBBC Mar 2019 M | 24,800,000 | 2018/10/29 | 2019/03/05 | 10.02 |
| 62270 | Macquarie Bank Ltd. – Tencent R Bull CBBC Mar 2019 N | 22,200,000 | 2018/10/29 | 2019/03/05 | 10.01 |
| 62995 | SG Issuer – AIA R Bull CBBC Jul 2019 D | 60,000,000 | 2018/10/29 | 2019/07/02 | 15.00 |
| 62807 | SG Issuer – Country Garden R Bull CBBC Feb 2019 C | 40,000,000 | 2018/10/29 | 2019/02/15 | 10.00 |
| 62971 | SG Issuer – CC Bank R Bull CBBC Aug 2019 O | 100,000,000 | 2018/10/29 | 2019/08/06 | 25.00 |
| 62963 | SG Issuer – CC Bank R Bear CBBC May 2019 B | 100,000,000 | 2018/10/29 | 2019/05/06 | 25.00 |
| 62806 | SG Issuer – China Life R Bear CBBC Apr 2019 B | 40,000,000 | 2018/10/29 | 2019/04/15 | 10.00 |
| 62954 | SG Issuer – CSOP A50 ETF R Bull CBBC Mar 2019 M | 80,000,000 | 2018/10/29 | 2019/03/29 | 20.00 |
| 62958 | SG Issuer – CSOP A50 ETF R Bull CBBC Apr 2019 H | 80,000,000 | 2018/10/29 | 2019/04/25 | 20.00 |
| 63003 | SG Issuer – Geely Auto R Bull CBBC Feb 2019 F | 40,000,000 | 2018/10/29 | 2019/02/21 | 10.00 |
| 62996 | SG Issuer – Galaxy Ent R Bull CBBC Jul 2019 E | 100,000,000 | 2018/10/29 | 2019/07/02 | 25.00 |
| 62813 | SG Issuer – Galaxy Ent R Bear CBBC Jun 2019 C | 100,000,000 | 2018/10/29 | 2019/06/24 | 25.00 |
| 63004 | SG Issuer – HKEX R Bull CBBC Jul 2019 J | 50,000,000 | 2018/10/29 | 2019/07/02 | 12.50 |
| 62822 | SG Issuer – HKEX R Bear CBBC Mar 2019 J | 50,000,000 | 2018/10/29 | 2019/03/26 | 12.50 |
| 62951 | SG Issuer – HSCEI R Bull CBBC Sep 2020 J | 100,000,000 | 2018/10/29 | 2020/09/29 | 25.00 |
| 62952 | SG Issuer – HSCEI R Bull CBBC Sep 2020 K | 100,000,000 | 2018/10/29 | 2020/09/29 | 25.00 |
| 63080 | SG Issuer – HSI R Bull CBBC Sep 2020 E | 200,000,000 | 2018/10/29 | 2020/09/29 | 50.00 |

主板 可收回牛熊證

| 股份代號 | 牛熊證 | 上市時之發行單位 | 上市日期 | 到期日 | 集資金額 (百萬港元) |
|-------|--|-------------|------------|------------|----------------|
| 63089 | SG Issuer – HSI R Bull CBBC Oct 2020 M | 200,000,000 | 2018/10/29 | 2020/10/29 | 50.00 |
| 63106 | SG Issuer – HSI R Bull CBBC Oct 2020 O | 200,000,000 | 2018/10/29 | 2020/10/29 | 50.00 |
| 62980 | SG Issuer – HSI R Bull CBBC Nov 2020 P | 400,000,000 | 2018/10/29 | 2020/11/27 | 100.00 |
| 63117 | SG Issuer – HSI R Bull CBBC Nov 2020 T | 200,000,000 | 2018/10/29 | 2020/11/27 | 50.00 |
| 62989 | SG Issuer – HSI R Bull CBBC Dec 2020 S | 200,000,000 | 2018/10/29 | 2020/12/30 | 50.00 |
| 62866 | SG Issuer – HSI R Bear CBBC Mar 2019 I | 200,000,000 | 2018/10/29 | 2019/03/28 | 50.00 |
| 62861 | SG Issuer – HSI R Bear CBBC Mar 2019 X | 200,000,000 | 2018/10/29 | 2019/03/28 | 50.00 |
| 62893 | SG Issuer – HSI R Bear CBBC Apr 2019 U | 200,000,000 | 2018/10/29 | 2019/04/29 | 50.00 |
| 62916 | SG Issuer – HSI R Bear CBBC Apr 2019 V | 200,000,000 | 2018/10/29 | 2019/04/29 | 50.00 |
| 63063 | SG Issuer – HSI R Bear CBBC Apr 2019 W | 200,000,000 | 2018/10/29 | 2019/04/29 | 50.00 |
| 62921 | SG Issuer – HSI R Bear CBBC May 2019 N | 200,000,000 | 2018/10/29 | 2019/05/30 | 50.00 |
| 62925 | SG Issuer – HSI R Bear CBBC May 2019 O | 200,000,000 | 2018/10/29 | 2019/05/30 | 50.00 |
| 62932 | SG Issuer – HSI R Bear CBBC Jul 2019 D | 400,000,000 | 2018/10/29 | 2019/07/30 | 100.00 |
| 63010 | SG Issuer – PetroChina R Bull CBBC Apr 2019 C | 40,000,000 | 2018/10/29 | 2019/04/18 | 10.00 |
| 63014 | SG Issuer – Ping An R Bull CBBC Mar 2019 P | 100,000,000 | 2018/10/29 | 2019/03/15 | 25.00 |
| 62972 | SG Issuer – Ping An R Bull CBBC Apr 2019 C | 100,000,000 | 2018/10/29 | 2019/04/11 | 25.00 |
| 62823 | SG Issuer – Ping An R Bear CBBC Apr 2019 I | 100,000,000 | 2018/10/29 | 2019/04/25 | 25.00 |
| 62828 | SG Issuer – Sunny Optical R Bull CBBC Feb 2019 E | 40,000,000 | 2018/10/29 | 2019/02/15 | 10.00 |
| 63045 | SG Issuer – Tencent R Bull CBBC Jan 2019 I | 80,000,000 | 2018/10/29 | 2019/01/31 | 20.00 |
| 63035 | SG Issuer – Tencent R Bull CBBC Jan 2019 T | 80,000,000 | 2018/10/29 | 2019/01/29 | 20.00 |
| 63056 | SG Issuer – Tencent R Bull CBBC Feb 2019 U | 80,000,000 | 2018/10/29 | 2019/02/21 | 20.00 |
| 62974 | SG Issuer – Tencent R Bear CBBC Mar 2019 X | 80,000,000 | 2018/10/29 | 2019/03/26 | 20.00 |
| 63060 | SG Issuer – Tencent R Bear CBBC Mar 2019 Y | 80,000,000 | 2018/10/29 | 2019/03/28 | 20.00 |
| 62849 | SG Issuer – Tencent R Bear CBBC Apr 2019 F | 80,000,000 | 2018/10/29 | 2019/04/04 | 20.00 |
| 62856 | SG Issuer – Tencent R Bear CBBC Apr 2019 G | 80,000,000 | 2018/10/29 | 2019/04/09 | 20.00 |
| 62646 | UBS AG – CC Bank R Bull CBBC May 2019 A | 80,000,000 | 2018/10/29 | 2019/05/27 | 20.00 |
| 62659 | UBS AG – CSOP A50 ETF R Bull CBBC May 2019 A | 50,000,000 | 2018/10/29 | 2019/05/28 | 12.50 |
| 62647 | UBS AG – CSPC Pharma R Bull CBBC May 2019 A | 40,000,000 | 2018/10/29 | 2019/05/27 | 10.00 |
| 62653 | UBS AG – CSPC Pharma R Bull CBBC May 2019 B | 40,000,000 | 2018/10/29 | 2019/05/20 | 11.20 |
| 62639 | UBS AG – Geely Auto R Bull CBBC Apr 2019 A | 40,000,000 | 2018/10/29 | 2019/04/15 | 10.00 |
| 62640 | UBS AG – HKEX R Bull CBBC May 2019 J | 50,000,000 | 2018/10/29 | 2019/05/23 | 12.50 |
| 62616 | UBS AG – HSI R Bull CBBC Oct 2020 N | 200,000,000 | 2018/10/29 | 2020/10/29 | 50.00 |
| 62617 | UBS AG – HSI R Bull CBBC Nov 2020 D | 200,000,000 | 2018/10/29 | 2020/11/27 | 50.00 |
| 62613 | UBS AG – HSI R Bull CBBC Nov 2020 R | 200,000,000 | 2018/10/29 | 2020/11/27 | 50.00 |
| 62618 | UBS AG – HSI R Bull CBBC Dec 2020 B | 200,000,000 | 2018/10/29 | 2020/12/30 | 50.00 |
| 62624 | UBS AG – HSI R Bull CBBC Dec 2020 F | 250,000,000 | 2018/10/29 | 2020/12/30 | 62.50 |
| 62561 | UBS AG – HSI R Bear CBBC Jan 2019 U | 200,000,000 | 2018/10/29 | 2019/01/30 | 50.00 |
| 62578 | UBS AG – HSI R Bear CBBC Feb 2019 A | 200,000,000 | 2018/10/29 | 2019/02/27 | 50.00 |
| 62589 | UBS AG – HSI R Bear CBBC Feb 2019 B | 200,000,000 | 2018/10/29 | 2019/02/27 | 50.00 |
| 62569 | UBS AG – HSI R Bear CBBC Feb 2019 I | 200,000,000 | 2018/10/29 | 2019/02/27 | 50.00 |
| 62566 | UBS AG – HSI R Bear CBBC Apr 2019 C | 250,000,000 | 2018/10/29 | 2019/04/29 | 62.50 |
| 62590 | UBS AG – HSI R Bear CBBC Apr 2019 D | 200,000,000 | 2018/10/29 | 2019/04/29 | 50.00 |
| 62612 | UBS AG – Ping An R Bear CBBC Mar 2019 F | 100,000,000 | 2018/10/29 | 2019/03/18 | 25.00 |
| 62634 | UBS AG – Tencent R Bull CBBC Jun 2019 N | 40,000,000 | 2018/10/29 | 2019/06/03 | 10.00 |
| 62635 | UBS AG – Tencent R Bull CBBC Jun 2019 O | 40,000,000 | 2018/10/29 | 2019/06/05 | 10.00 |

主板 可收回牛熊證

| 股份代號 | 牛熊證 | 上市時之發行單位 | 上市日期 | 到期日 | 集資金額 (百萬港元) |
|-------|--|-------------|------------|------------|----------------|
| 62603 | UBS AG – Tencent R Bear CBBC Mar 2019 N | 40,000,000 | 2018/10/29 | 2019/03/19 | 10.00 |
| 62611 | UBS AG – Tencent R Bear CBBC Mar 2019 O | 40,000,000 | 2018/10/29 | 2019/03/06 | 10.00 |
| 62112 | Bank Vontobel – AIA R Bull CBBC Jul 2019 E | 40,000,000 | 2018/10/29 | 2019/07/12 | 10.00 |
| 62242 | Bank Vontobel – China Mobile R Bull CBBC Aug 2019 A | 40,000,000 | 2018/10/29 | 2019/08/02 | 10.00 |
| 62101 | Bank Vontobel – HKEX R Bull CBBC Sep 2019 A | 40,000,000 | 2018/10/29 | 2019/09/20 | 10.00 |
| 62244 | Bank Vontobel – HSI N Bull CBBC Apr 2019 T | 80,000,000 | 2018/10/29 | 2019/04/29 | 20.00 |
| 62119 | Bank Vontobel – HSI N Bear CBBC Feb 2019 T | 80,000,000 | 2018/10/29 | 2019/02/27 | 20.00 |
| 62166 | Bank Vontobel – Ping An R Bull CBBC Jul 2019 A | 40,000,000 | 2018/10/29 | 2019/07/26 | 10.00 |
| 62124 | Bank Vontobel – Sunny Optical R Bull CBBC Aug 2019 D | 40,000,000 | 2018/10/29 | 2019/08/23 | 10.00 |
| 62173 | Bank Vontobel – Tencent R Bull CBBC Jul 2019 H | 40,000,000 | 2018/10/29 | 2019/07/26 | 10.00 |
| 63376 | BOCI Asia Ltd. – HSBC R Bull CBBC Mar 2019 C | 70,000,000 | 2018/10/30 | 2019/03/28 | 17.64 |
| 63879 | Credit Suisse AG – HSBC R Bull CBBC May 2019 A | 70,000,000 | 2018/10/30 | 2019/05/30 | 17.50 |
| 63880 | Credit Suisse AG – HSBC R Bull CBBC Jun 2019 C | 70,000,000 | 2018/10/30 | 2019/06/27 | 17.50 |
| 63885 | Credit Suisse AG – HSBC R Bear CBBC Mar 2019 B | 50,000,000 | 2018/10/30 | 2019/03/28 | 12.50 |
| 63817 | Credit Suisse AG – HSI R Bull CBBC Aug 2020 W | 200,000,000 | 2018/10/30 | 2020/08/28 | 50.00 |
| 63818 | Credit Suisse AG – HSI R Bull CBBC Oct 2020 N | 200,000,000 | 2018/10/30 | 2020/10/29 | 50.00 |
| 63822 | Credit Suisse AG – HSI R Bull CBBC Oct 2020 O | 200,000,000 | 2018/10/30 | 2020/10/29 | 50.00 |
| 63851 | Credit Suisse AG – HSI R Bull CBBC Nov 2020 C | 200,000,000 | 2018/10/30 | 2020/11/27 | 50.00 |
| 63878 | Credit Suisse AG – HSI R Bull CBBC Nov 2020 K | 200,000,000 | 2018/10/30 | 2020/11/27 | 50.00 |
| 63887 | Credit Suisse AG – HSI R Bear CBBC Mar 2019 C | 200,000,000 | 2018/10/30 | 2019/03/28 | 50.00 |
| 63891 | Credit Suisse AG – HSI R Bear CBBC Mar 2019 D | 200,000,000 | 2018/10/30 | 2019/03/28 | 50.00 |
| 63929 | Credit Suisse AG – HSI R Bear CBBC Apr 2019 O | 200,000,000 | 2018/10/30 | 2019/04/29 | 50.00 |
| 63935 | Credit Suisse AG – HSI R Bear CBBC Apr 2019 P | 200,000,000 | 2018/10/30 | 2019/04/29 | 50.00 |
| 63898 | Credit Suisse AG – HSI R Bear CBBC May 2019 G | 300,000,000 | 2018/10/30 | 2019/05/30 | 75.00 |
| 63845 | Credit Suisse AG – Ping An R Bull CBBC Apr 2019 A | 50,000,000 | 2018/10/30 | 2019/04/12 | 12.50 |
| 63886 | Credit Suisse AG – Tencent R Bear CBBC Apr 2019 E | 50,000,000 | 2018/10/30 | 2019/04/29 | 12.50 |
| 63367 | Bank of East Asia – CC Bank R Bull CBBC Aug 2019 A | 60,000,000 | 2018/10/30 | 2019/08/02 | 15.00 |
| 63370 | Bank of East Asia – CC Bank R Bull CBBC Aug 2019 B | 60,000,000 | 2018/10/30 | 2019/08/02 | 15.00 |
| 63364 | Bank of East Asia – Geely Auto R Bear CBBC Aug 2019 C | 40,000,000 | 2018/10/30 | 2019/08/02 | 10.00 |
| 63359 | Bank of East Asia – Ping An R Bull CBBC Aug 2019 D | 100,000,000 | 2018/10/30 | 2019/08/02 | 25.00 |
| 63356 | Bank of East Asia – Ping An R Bear CBBC Aug 2019 B | 100,000,000 | 2018/10/30 | 2019/08/02 | 25.00 |
| 63372 | Bank of East Asia – Tencent R Bull CBBC Aug 2019 I | 30,000,000 | 2018/10/30 | 2019/08/02 | 24.00 |
| 63374 | Bank of East Asia – Tencent R Bear CBBC Aug 2019 G | 30,000,000 | 2018/10/30 | 2019/08/02 | 24.00 |
| 63815 | Goldman Sachs SP (Asia) – HKEX R Bull CBBC Dec 2019 D | 100,000,000 | 2018/10/30 | 2019/12/30 | 25.00 |
| 64320 | Goldman Sachs SP (Asia) – HSBC R Bull CBBC Sep 2019 Q | 100,000,000 | 2018/10/30 | 2019/09/27 | 25.00 |
| 63746 | Goldman Sachs SP (Asia) – HSI R Bull CBBC Dec 2020 I | 200,000,000 | 2018/10/30 | 2020/12/30 | 50.00 |
| 63766 | Goldman Sachs SP (Asia) – HSI R Bull CBBC Dec 2020 S | 200,000,000 | 2018/10/30 | 2020/12/30 | 50.00 |
| 63789 | Goldman Sachs SP (Asia) – HSI R Bull CBBC Dec 2020 T | 200,000,000 | 2018/10/30 | 2020/12/30 | 50.00 |
| 63793 | Goldman Sachs SP (Asia) – HSI R Bull CBBC Dec 2020 U | 200,000,000 | 2018/10/30 | 2020/12/30 | 50.00 |
| 63754 | Goldman Sachs SP (Asia) – HSI R Bull CBBC Dec 2020 Z | 200,000,000 | 2018/10/30 | 2020/12/30 | 50.00 |
| 64280 | Goldman Sachs SP (Asia) – HSI R Bear CBBC Mar 2019 S | 200,000,000 | 2018/10/30 | 2019/03/28 | 50.00 |
| 64281 | Goldman Sachs SP (Asia) – HSI R Bear CBBC Mar 2019 T | 200,000,000 | 2018/10/30 | 2019/03/28 | 50.00 |
| 64286 | Goldman Sachs SP (Asia) – HSI R Bear CBBC Mar 2019 U | 200,000,000 | 2018/10/30 | 2019/03/28 | 50.00 |
| 64295 | Goldman Sachs SP (Asia) – HSI R Bear CBBC Mar 2019 V | 200,000,000 | 2018/10/30 | 2019/03/28 | 50.00 |
| 63755 | Goldman Sachs SP (Asia) – Tencent R Bull CBBC Mar 2019 Q | 100,000,000 | 2018/10/30 | 2019/03/08 | 25.00 |

主板 可收回牛熊證

| 股份代號 | 牛熊證 | 上市時之發行單位 | 上市日期 | 到期日 | 集資金額 (百萬港元) |
|-------|--|-------------|------------|------------|-------------|
| 63758 | Goldman Sachs SP (Asia) – Tencent R Bull CBBC Mar 2019 U | 100,000,000 | 2018/10/30 | 2019/03/08 | 25.00 |
| 64294 | Goldman Sachs SP (Asia) – Tencent R Bear CBBC Mar 2019 B | 80,000,000 | 2018/10/30 | 2019/03/11 | 20.00 |
| 64299 | Goldman Sachs SP (Asia) – Tencent R Bear CBBC Mar 2019 D | 80,000,000 | 2018/10/30 | 2019/03/11 | 20.00 |
| 63327 | HK Bank – ABC R Bull CBBC Jul 2019 A | 100,000,000 | 2018/10/30 | 2019/07/29 | 25.00 |
| 63346 | HK Bank – ABC R Bull CBBC Jul 2019 B | 100,000,000 | 2018/10/30 | 2019/07/23 | 25.00 |
| 63332 | HK Bank – ABC R Bull CBBC Aug 2019 A | 100,000,000 | 2018/10/30 | 2019/08/12 | 25.00 |
| 63336 | HK Bank – ABC R Bear CBBC Apr 2019 A | 50,000,000 | 2018/10/30 | 2019/04/15 | 12.50 |
| 63342 | HK Bank – HKEX R Bull CBBC Apr 2019 E | 50,000,000 | 2018/10/30 | 2019/04/01 | 12.50 |
| 63296 | HK Bank – HSI R Bull CBBC Sep 2019 R | 150,000,000 | 2018/10/30 | 2019/09/27 | 37.50 |
| 63321 | HK Bank – HSI R Bull CBBC Sep 2019 W | 150,000,000 | 2018/10/30 | 2019/09/27 | 37.50 |
| 63319 | HK Bank – HSI R Bear CBBC Apr 2019 J | 150,000,000 | 2018/10/30 | 2019/04/29 | 37.50 |
| 63320 | HK Bank – HSI R Bear CBBC Apr 2019 K | 100,000,000 | 2018/10/30 | 2019/04/29 | 25.00 |
| 63337 | HK Bank – Ping An R Bull CBBC Apr 2019 C | 100,000,000 | 2018/10/30 | 2019/04/11 | 25.00 |
| 63326 | HK Bank – Sino Biopharm R Bull CBBC May 2019 B | 40,000,000 | 2018/10/30 | 2019/05/06 | 10.00 |
| 63294 | HK Bank – Tencent R Bull CBBC Mar 2019 D | 60,000,000 | 2018/10/30 | 2019/03/07 | 15.00 |
| 63338 | HK Bank – Tencent R Bear CBBC Apr 2019 F | 50,000,000 | 2018/10/30 | 2019/04/11 | 12.50 |
| 63324 | HK Bank – WuXi Bio R Bull CBBC Jul 2019 A | 40,000,000 | 2018/10/30 | 2019/07/29 | 10.00 |
| 63731 | J P Morgan SP BV – China Mobile R Bear CBBC May 2019 A | 100,000,000 | 2018/10/30 | 2019/05/10 | 25.00 |
| 63726 | J P Morgan SP BV – HSBC R Bull CBBC Apr 2019 B | 100,000,000 | 2018/10/30 | 2019/04/12 | 25.00 |
| 63962 | J P Morgan SP BV – HSCEI R Bear CBBC Apr 2019 M | 100,000,000 | 2018/10/30 | 2019/04/29 | 25.00 |
| 63650 | J P Morgan SP BV – HSI R Bull CBBC Sep 2020 A | 200,000,000 | 2018/10/30 | 2020/09/29 | 50.00 |
| 63666 | J P Morgan SP BV – HSI R Bull CBBC Sep 2020 D | 200,000,000 | 2018/10/30 | 2020/09/29 | 50.00 |
| 63677 | J P Morgan SP BV – HSI R Bull CBBC Oct 2020 L | 200,000,000 | 2018/10/30 | 2020/10/29 | 50.00 |
| 63936 | J P Morgan SP BV – HSI R Bull CBBC Oct 2020 Q | 200,000,000 | 2018/10/30 | 2020/10/29 | 50.00 |
| 63950 | J P Morgan SP BV – HSI R Bull CBBC Oct 2020 S | 200,000,000 | 2018/10/30 | 2020/10/29 | 50.00 |
| 63654 | J P Morgan SP BV – HSI R Bull CBBC Oct 2020 W | 200,000,000 | 2018/10/30 | 2020/10/29 | 50.00 |
| 63957 | J P Morgan SP BV – HSI R Bull CBBC Nov 2020 C | 200,000,000 | 2018/10/30 | 2020/11/27 | 50.00 |
| 63664 | J P Morgan SP BV – HSI R Bull CBBC Nov 2020 M | 200,000,000 | 2018/10/30 | 2020/11/27 | 50.00 |
| 63943 | J P Morgan SP BV – HSI R Bull CBBC Nov 2020 Q | 200,000,000 | 2018/10/30 | 2020/11/27 | 50.00 |
| 63968 | J P Morgan SP BV – HSI R Bear CBBC Jan 2019 D | 200,000,000 | 2018/10/30 | 2019/01/30 | 50.00 |
| 63986 | J P Morgan SP BV – HSI R Bear CBBC Jan 2019 E | 200,000,000 | 2018/10/30 | 2019/01/30 | 50.00 |
| 63991 | J P Morgan SP BV – HSI R Bear CBBC Mar 2019 F | 200,000,000 | 2018/10/30 | 2019/03/28 | 50.00 |
| 63995 | J P Morgan SP BV – HSI R Bear CBBC Mar 2019 U | 200,000,000 | 2018/10/30 | 2019/03/28 | 50.00 |
| 63675 | J P Morgan SP BV – Tencent R Bull CBBC Feb 2019 F | 50,000,000 | 2018/10/30 | 2019/02/08 | 12.50 |
| 63679 | J P Morgan SP BV – Tencent R Bull CBBC Feb 2019 G | 50,000,000 | 2018/10/30 | 2019/02/15 | 12.50 |
| 63701 | J P Morgan SP BV – Tencent R Bear CBBC Apr 2019 I | 50,000,000 | 2018/10/30 | 2019/04/12 | 12.50 |
| 63719 | J P Morgan SP BV – Tencent R Bear CBBC Apr 2019 J | 50,000,000 | 2018/10/30 | 2019/04/18 | 12.50 |
| 64008 | SG Issuer – ABC R Bull CBBC Sep 2019 A | 60,000,000 | 2018/10/30 | 2019/09/17 | 15.00 |
| 64034 | SG Issuer – AIA R Bull CBBC Jul 2019 E | 60,000,000 | 2018/10/30 | 2019/07/03 | 15.00 |
| 64010 | SG Issuer – AIA R Bear CBBC Apr 2019 A | 60,000,000 | 2018/10/30 | 2019/04/15 | 15.00 |
| 64074 | SG Issuer – CSOP A50 ETF R Bull CBBC Aug 2019 A | 80,000,000 | 2018/10/30 | 2019/08/29 | 20.00 |
| 64078 | SG Issuer – CSOP A50 ETF R Bull CBBC Sep 2019 A | 80,000,000 | 2018/10/30 | 2019/09/27 | 20.00 |
| 64092 | SG Issuer – CSOP A50 ETF R Bull CBBC Mar 2020 A | 80,000,000 | 2018/10/30 | 2020/03/09 | 20.00 |
| 64107 | SG Issuer – CSOP A50 ETF R Bull CBBC Mar 2020 B | 80,000,000 | 2018/10/30 | 2020/03/23 | 22.40 |
| 63440 | SG Issuer – Galaxy Ent R Bull CBBC Jul 2019 F | 100,000,000 | 2018/10/30 | 2019/07/03 | 25.00 |

主板 可收回牛熊證

| 股份代號 | 牛熊證 | 上市時之發行單位 | 上市日期 | 到期日 | 集資金額 (百萬港元) |
|-------|---|-------------|------------|------------|----------------|
| 64270 | SG Issuer – Galaxy Ent R Bear CBBC Jun 2019 D | 100,000,000 | 2018/10/30 | 2019/06/14 | 25.00 |
| 63460 | SG Issuer – HKEX R Bull CBBC Jul 2019 K | 50,000,000 | 2018/10/30 | 2019/07/03 | 12.50 |
| 64035 | SG Issuer – HKEX R Bull CBBC Jul 2019 L | 50,000,000 | 2018/10/30 | 2019/07/03 | 12.50 |
| 64044 | SG Issuer – HSBC R Bull CBBC Jun 2019 J | 100,000,000 | 2018/10/30 | 2019/06/18 | 25.00 |
| 64050 | SG Issuer – HSBC R Bull CBBC Jul 2019 E | 100,000,000 | 2018/10/30 | 2019/07/03 | 25.00 |
| 64051 | SG Issuer – HSBC R Bull CBBC Sep 2019 D | 100,000,000 | 2018/10/30 | 2019/09/17 | 25.00 |
| 64118 | SG Issuer – HSI R Bull CBBC Aug 2020 F | 200,000,000 | 2018/10/30 | 2020/08/28 | 50.00 |
| 64235 | SG Issuer – HSI R Bull CBBC Aug 2020 G | 200,000,000 | 2018/10/30 | 2020/08/28 | 50.00 |
| 64239 | SG Issuer – HSI R Bull CBBC Aug 2020 H | 200,000,000 | 2018/10/30 | 2020/08/28 | 50.00 |
| 64257 | SG Issuer – HSI R Bull CBBC Aug 2020 I | 200,000,000 | 2018/10/30 | 2020/08/28 | 50.00 |
| 64138 | SG Issuer – HSI R Bull CBBC Sep 2020 O | 200,000,000 | 2018/10/30 | 2020/09/29 | 50.00 |
| 64156 | SG Issuer – HSI R Bull CBBC Sep 2020 X | 200,000,000 | 2018/10/30 | 2020/09/29 | 50.00 |
| 64268 | SG Issuer – HSI R Bull CBBC Oct 2020 N | 200,000,000 | 2018/10/30 | 2020/10/29 | 50.00 |
| 64175 | SG Issuer – HSI R Bull CBBC Oct 2020 T | 200,000,000 | 2018/10/30 | 2020/10/29 | 50.00 |
| 64260 | SG Issuer – HSI R Bull CBBC Oct 2020 U | 200,000,000 | 2018/10/30 | 2020/10/29 | 50.00 |
| 64261 | SG Issuer – HSI R Bull CBBC Oct 2020 V | 200,000,000 | 2018/10/30 | 2020/10/29 | 50.00 |
| 63378 | SG Issuer – HSI R Bull CBBC Nov 2020 I | 200,000,000 | 2018/10/30 | 2020/11/27 | 50.00 |
| 63379 | SG Issuer – HSI R Bull CBBC Nov 2020 X | 200,000,000 | 2018/10/30 | 2020/11/27 | 50.00 |
| 63385 | SG Issuer – HSI R Bull CBBC Dec 2020 A | 200,000,000 | 2018/10/30 | 2020/12/30 | 50.00 |
| 63388 | SG Issuer – HSI R Bull CBBC Dec 2020 D | 200,000,000 | 2018/10/30 | 2020/12/30 | 50.00 |
| 63415 | SG Issuer – HSI R Bull CBBC Dec 2020 P | 200,000,000 | 2018/10/30 | 2020/12/30 | 50.00 |
| 63490 | SG Issuer – HSI R Bull CBBC Dec 2020 R | 400,000,000 | 2018/10/30 | 2020/12/30 | 100.00 |
| 64176 | SG Issuer – HSI R Bear CBBC Feb 2019 J | 200,000,000 | 2018/10/30 | 2019/02/27 | 50.00 |
| 64187 | SG Issuer – HSI R Bear CBBC Mar 2019 A | 200,000,000 | 2018/10/30 | 2019/03/28 | 50.00 |
| 64191 | SG Issuer – HSI R Bear CBBC Mar 2019 E | 200,000,000 | 2018/10/30 | 2019/03/28 | 50.00 |
| 64177 | SG Issuer – HSI R Bear CBBC Mar 2019 Z | 400,000,000 | 2018/10/30 | 2019/03/28 | 100.00 |
| 64193 | SG Issuer – HSI R Bear CBBC Apr 2019 X | 200,000,000 | 2018/10/30 | 2019/04/29 | 50.00 |
| 64211 | SG Issuer – HSI R Bear CBBC May 2019 P | 200,000,000 | 2018/10/30 | 2019/05/30 | 50.00 |
| 64232 | SG Issuer – HSI R Bear CBBC May 2019 Q | 200,000,000 | 2018/10/30 | 2019/05/30 | 50.00 |
| 63463 | SG Issuer – Ping An R Bull CBBC Apr 2019 D | 100,000,000 | 2018/10/30 | 2019/04/24 | 25.00 |
| 64053 | SG Issuer – Ping An R Bull CBBC Apr 2019 E | 100,000,000 | 2018/10/30 | 2019/04/16 | 25.00 |
| 64279 | SG Issuer – Ping An R Bear CBBC Apr 2019 J | 100,000,000 | 2018/10/30 | 2019/04/08 | 25.00 |
| 64064 | SG Issuer – Tencent R Bull CBBC Jan 2019 H | 80,000,000 | 2018/10/30 | 2019/01/31 | 20.00 |
| 63474 | SG Issuer – Tencent R Bull CBBC Jan 2019 L | 80,000,000 | 2018/10/30 | 2019/01/30 | 20.00 |
| 64066 | SG Issuer – Tencent R Bull CBBC Jan 2019 Q | 80,000,000 | 2018/10/30 | 2019/01/31 | 20.00 |
| 63483 | SG Issuer – Tencent R Bull CBBC Jan 2019 U | 80,000,000 | 2018/10/30 | 2019/01/31 | 20.00 |
| 64057 | SG Issuer – Tencent R Bull CBBC Jan 2019 V | 80,000,000 | 2018/10/30 | 2019/01/31 | 20.00 |
| 64056 | SG Issuer – Tencent R Bull CBBC Jan 2019 Z | 80,000,000 | 2018/10/30 | 2019/01/31 | 26.40 |
| 63484 | SG Issuer – Tencent R Bull CBBC Feb 2019 W | 80,000,000 | 2018/10/30 | 2019/02/18 | 20.00 |
| 64068 | SG Issuer – Tencent R Bull CBBC Feb 2019 Z | 80,000,000 | 2018/10/30 | 2019/02/22 | 21.60 |
| 64070 | SG Issuer – Tencent R Bear CBBC Mar 2019 Z | 80,000,000 | 2018/10/30 | 2019/03/25 | 20.00 |
| 63568 | UBS AG – CSOP A50 ETF R Bear CBBC Oct 2019 A | 50,000,000 | 2018/10/30 | 2019/10/14 | 13.50 |
| 63535 | UBS AG – Galaxy Ent R Bear CBBC Jun 2019 A | 40,000,000 | 2018/10/30 | 2019/06/10 | 10.00 |
| 63539 | UBS AG – Galaxy Ent R Bear CBBC Jun 2019 B | 40,000,000 | 2018/10/30 | 2019/06/24 | 10.00 |
| 63544 | UBS AG – HKEX R Bear CBBC Mar 2019 G | 50,000,000 | 2018/10/30 | 2019/03/25 | 12.50 |

主板 可收回牛熊證

| 股份代號 | 牛熊證 | 上市時之發行單位 | 上市日期 | 到期日 | 集資金額 (百萬港元) |
|-------|--|-------------|------------|------------|----------------|
| 63528 | UBS AG – HSBC R Bull CBBC Jul 2019 B | 50,000,000 | 2018/10/30 | 2019/07/15 | 12.50 |
| 63529 | UBS AG – HSBC R Bull CBBC Jul 2019 C | 50,000,000 | 2018/10/30 | 2019/07/17 | 12.50 |
| 63530 | UBS AG – HSBC R Bear CBBC Mar 2019 A | 50,000,000 | 2018/10/30 | 2019/03/25 | 12.50 |
| 63534 | UBS AG – HSBC R Bear CBBC Apr 2019 C | 50,000,000 | 2018/10/30 | 2019/04/10 | 12.50 |
| 63574 | UBS AG – HSCEI R Bear CBBC Feb 2019 D | 100,000,000 | 2018/10/30 | 2019/02/27 | 25.00 |
| 63521 | UBS AG – HSI R Bull CBBC Dec 2019 H | 200,000,000 | 2018/10/30 | 2019/12/30 | 50.00 |
| 63524 | UBS AG – HSI R Bull CBBC Dec 2019 S | 200,000,000 | 2018/10/30 | 2019/12/30 | 50.00 |
| 63491 | UBS AG – HSI R Bull CBBC Dec 2019 X | 250,000,000 | 2018/10/30 | 2019/12/30 | 62.50 |
| 63510 | UBS AG – HSI R Bull CBBC Sep 2020 A | 200,000,000 | 2018/10/30 | 2020/09/29 | 50.00 |
| 63516 | UBS AG – HSI R Bull CBBC Oct 2020 O | 200,000,000 | 2018/10/30 | 2020/10/29 | 50.00 |
| 63500 | UBS AG – HSI R Bull CBBC Oct 2020 S | 200,000,000 | 2018/10/30 | 2020/10/29 | 50.00 |
| 63497 | UBS AG – HSI R Bull CBBC Dec 2020 G | 200,000,000 | 2018/10/30 | 2020/12/30 | 50.00 |
| 63577 | UBS AG – HSI R Bear CBBC Feb 2019 C | 200,000,000 | 2018/10/30 | 2019/02/27 | 50.00 |
| 63581 | UBS AG – HSI R Bear CBBC Feb 2019 D | 200,000,000 | 2018/10/30 | 2019/02/27 | 50.00 |
| 63643 | UBS AG – HSI R Bear CBBC Mar 2019 R | 200,000,000 | 2018/10/30 | 2019/03/28 | 50.00 |
| 63644 | UBS AG – HSI R Bear CBBC Mar 2019 S | 250,000,000 | 2018/10/30 | 2019/03/28 | 62.50 |
| 63575 | UBS AG – Ping An R Bear CBBC Apr 2019 E | 100,000,000 | 2018/10/30 | 2019/04/16 | 25.00 |
| 63517 | UBS AG – Tencent R Bull CBBC Feb 2019 V | 40,000,000 | 2018/10/30 | 2019/02/19 | 10.00 |
| 63518 | UBS AG – Tencent R Bull CBBC Feb 2019 W | 40,000,000 | 2018/10/30 | 2019/02/12 | 10.00 |
| 63545 | UBS AG – Tencent R Bull CBBC Mar 2019 J | 40,000,000 | 2018/10/30 | 2019/03/15 | 10.00 |
| 63548 | UBS AG – Tencent R Bear CBBC Feb 2019 T | 40,000,000 | 2018/10/30 | 2019/02/26 | 10.00 |
| 63562 | UBS AG – Tencent R Bear CBBC Feb 2019 U | 40,000,000 | 2018/10/30 | 2019/02/21 | 10.00 |
| 63303 | Bank Vontobel – China Mobile R Bear CBBC Oct 2019 A | 40,000,000 | 2018/10/30 | 2019/10/18 | 10.00 |
| 63301 | Bank Vontobel – HKEX R Bear CBBC Nov 2019 A | 40,000,000 | 2018/10/30 | 2019/11/08 | 17.20 |
| 63305 | Bank Vontobel – HSI R Bull CBBC Apr 2019 U | 80,000,000 | 2018/10/30 | 2019/04/29 | 20.00 |
| 63306 | Bank Vontobel – HSI R Bull CBBC Apr 2019 V | 80,000,000 | 2018/10/30 | 2019/04/29 | 24.00 |
| 63311 | Bank Vontobel – HSI R Bull CBBC Apr 2019 W | 80,000,000 | 2018/10/30 | 2019/04/29 | 26.40 |
| 63300 | Bank Vontobel – Ping An R Bear CBBC Oct 2019 A | 40,000,000 | 2018/10/30 | 2019/10/25 | 10.00 |
| 65071 | BNP Paribas Issuance B.V. – HSI R Bear CBBC Feb 2019 N | 250,000,000 | 2018/10/31 | 2019/02/27 | 62.50 |
| 65215 | Credit Suisse AG – AIA R Bear CBBC Apr 2019 C | 50,000,000 | 2018/10/31 | 2019/04/29 | 12.50 |
| 65194 | Credit Suisse AG – Galaxy Ent R Bear CBBC Jun 2019 C | 50,000,000 | 2018/10/31 | 2019/06/27 | 12.50 |
| 65189 | Credit Suisse AG – HSI R Bull CBBC Aug 2020 I | 200,000,000 | 2018/10/31 | 2020/08/28 | 50.00 |
| 65166 | Credit Suisse AG – HSI R Bull CBBC Sep 2020 D | 200,000,000 | 2018/10/31 | 2020/09/29 | 50.00 |
| 65123 | Credit Suisse AG – HSI R Bear CBBC Feb 2019 U | 200,000,000 | 2018/10/31 | 2019/02/27 | 50.00 |
| 65097 | Credit Suisse AG – HSI R Bear CBBC Mar 2019 S | 200,000,000 | 2018/10/31 | 2019/03/28 | 50.00 |
| 65119 | Credit Suisse AG – HSI R Bear CBBC Mar 2019 T | 200,000,000 | 2018/10/31 | 2019/03/28 | 50.00 |
| 65288 | Credit Suisse AG – HSI R Bear CBBC Mar 2019 U | 200,000,000 | 2018/10/31 | 2019/03/28 | 50.00 |
| 65143 | Credit Suisse AG – HSI R Bear CBBC Apr 2019 Q | 200,000,000 | 2018/10/31 | 2019/04/29 | 50.00 |
| 65161 | Credit Suisse AG – HSI R Bear CBBC Apr 2019 R | 200,000,000 | 2018/10/31 | 2019/04/29 | 50.00 |
| 65127 | Credit Suisse AG – HSI R Bear CBBC May 2019 H | 200,000,000 | 2018/10/31 | 2019/05/30 | 50.00 |
| 65237 | Credit Suisse AG – Ping An R Bull CBBC Apr 2019 B | 80,000,000 | 2018/10/31 | 2019/04/18 | 20.00 |
| 64854 | Goldman Sachs SP (Asia) – Bank of China R Bull CBBC Dec 19 A | 100,000,000 | 2018/10/31 | 2019/12/30 | 25.00 |
| 64704 | Goldman Sachs SP (Asia) – HSI R Bull CBBC Dec 2020 A | 200,000,000 | 2018/10/31 | 2020/12/30 | 50.00 |
| 64831 | Goldman Sachs SP (Asia) – HSI R Bull CBBC Dec 2020 B | 200,000,000 | 2018/10/31 | 2020/12/30 | 50.00 |
| 64652 | Goldman Sachs SP (Asia) – HSI R Bull CBBC Dec 2020 K | 200,000,000 | 2018/10/31 | 2020/12/30 | 50.00 |

主板 可收回牛熊證

| 股份代號 | 牛熊證 | 上市時之發行單位 | 上市日期 | 到期日 | 集資金額 (百萬港元) |
|-------|--|-------------|------------|------------|-------------|
| 64667 | Goldman Sachs SP (Asia) – HSI R Bull CBBC Dec 2020 L | 200,000,000 | 2018/10/31 | 2020/12/30 | 50.00 |
| 64326 | Goldman Sachs SP (Asia) – HSI R Bear CBBC Feb 2019 E | 200,000,000 | 2018/10/31 | 2019/02/27 | 50.00 |
| 64329 | Goldman Sachs SP (Asia) – HSI R Bear CBBC Feb 2019 J | 200,000,000 | 2018/10/31 | 2019/02/27 | 50.00 |
| 64322 | Goldman Sachs SP (Asia) – HSI R Bear CBBC Feb 2019 N | 200,000,000 | 2018/10/31 | 2019/02/27 | 50.00 |
| 64838 | Goldman Sachs SP (Asia) – HSI R Bear CBBC Feb 2019 O | 200,000,000 | 2018/10/31 | 2019/02/27 | 50.00 |
| 64765 | Goldman Sachs SP (Asia) – Ping An R Bull CBBC Jul 2019 V | 100,000,000 | 2018/10/31 | 2019/07/25 | 25.00 |
| 64725 | Goldman Sachs SP (Asia) – Tencent R Bull CBBC Feb 2019 G | 100,000,000 | 2018/10/31 | 2019/02/27 | 25.00 |
| 64726 | Goldman Sachs SP (Asia) – Tencent R Bull CBBC Feb 2019 H | 100,000,000 | 2018/10/31 | 2019/02/27 | 25.00 |
| 64577 | HK Bank – AAC Tech R Bull CBBC May 2019 A | 40,000,000 | 2018/10/31 | 2019/05/20 | 10.00 |
| 64509 | HK Bank – CNOOC R Bull CBBC Mar 2019 G | 50,000,000 | 2018/10/31 | 2019/03/11 | 12.50 |
| 64491 | HK Bank – Sinopec Corp R Bull CBBC May 2019 A | 80,000,000 | 2018/10/31 | 2019/05/06 | 20.00 |
| 64584 | HK Bank – CPIC R Bull CBBC Aug 2019 A | 100,000,000 | 2018/10/31 | 2019/08/19 | 25.00 |
| 64555 | HK Bank – Galaxy Ent R Bear CBBC Apr 2019 A | 40,000,000 | 2018/10/31 | 2019/04/29 | 10.00 |
| 64516 | HK Bank – HKEX R Bull CBBC Mar 2019 O | 50,000,000 | 2018/10/31 | 2019/03/21 | 12.50 |
| 64540 | HK Bank – HKEX R Bear CBBC Apr 2019 B | 40,000,000 | 2018/10/31 | 2019/04/01 | 14.00 |
| 64344 | HK Bank – HSI R Bull CBBC Sep 2019 U | 150,000,000 | 2018/10/31 | 2019/09/27 | 37.50 |
| 64475 | HK Bank – HSI R Bull CBBC Dec 2019 O | 150,000,000 | 2018/10/31 | 2019/12/30 | 37.50 |
| 64347 | HK Bank – HSI R Bull CBBC Mar 2020 G | 150,000,000 | 2018/10/31 | 2020/03/30 | 42.00 |
| 64361 | HK Bank – HSI R Bull CBBC Mar 2020 H | 150,000,000 | 2018/10/31 | 2020/03/30 | 40.50 |
| 64605 | HK Bank – HSI R Bear CBBC Apr 2019 L | 150,000,000 | 2018/10/31 | 2019/04/29 | 37.50 |
| 64578 | HK Bank – Ping An R Bull CBBC Mar 2019 O | 100,000,000 | 2018/10/31 | 2019/03/21 | 25.00 |
| 64607 | HK Bank – Tencent R Bull CBBC Mar 2019 K | 60,000,000 | 2018/10/31 | 2019/03/21 | 15.00 |
| 64619 | HK Bank – Tencent R Bear CBBC Apr 2019 G | 50,000,000 | 2018/10/31 | 2019/04/15 | 12.50 |
| 64978 | J P Morgan SP BV – HSI R Bull CBBC Sep 2020 L | 200,000,000 | 2018/10/31 | 2020/09/29 | 50.00 |
| 64981 | J P Morgan SP BV – HSI R Bull CBBC Sep 2020 R | 200,000,000 | 2018/10/31 | 2020/09/29 | 50.00 |
| 65001 | J P Morgan SP BV – HSI R Bull CBBC Oct 2020 K | 200,000,000 | 2018/10/31 | 2020/10/29 | 58.00 |
| 64970 | J P Morgan SP BV – HSI R Bull CBBC Oct 2020 O | 200,000,000 | 2018/10/31 | 2020/10/29 | 50.00 |
| 64979 | J P Morgan SP BV – HSI R Bull CBBC Oct 2020 T | 200,000,000 | 2018/10/31 | 2020/10/29 | 50.00 |
| 65009 | J P Morgan SP BV – HSI R Bull CBBC Nov 2020 E | 200,000,000 | 2018/10/31 | 2020/11/27 | 61.00 |
| 65019 | J P Morgan SP BV – HSI R Bull CBBC Nov 2020 N | 200,000,000 | 2018/10/31 | 2020/11/27 | 79.00 |
| 65023 | J P Morgan SP BV – HSI R Bull CBBC Dec 2020 K | 200,000,000 | 2018/10/31 | 2020/12/30 | 85.00 |
| 65011 | J P Morgan SP BV – HSI R Bull CBBC Dec 2020 X | 200,000,000 | 2018/10/31 | 2020/12/30 | 67.00 |
| 64884 | J P Morgan SP BV – HSI R Bear CBBC Jan 2019 A | 200,000,000 | 2018/10/31 | 2019/01/30 | 50.00 |
| 65082 | J P Morgan SP BV – HSI R Bear CBBC Jan 2019 B | 200,000,000 | 2018/10/31 | 2019/01/30 | 50.00 |
| 64861 | J P Morgan SP BV – HSI R Bear CBBC Jan 2019 F | 200,000,000 | 2018/10/31 | 2019/01/30 | 50.00 |
| 64871 | J P Morgan SP BV – HSI R Bear CBBC Jan 2019 Z | 200,000,000 | 2018/10/31 | 2019/01/30 | 50.00 |
| 64904 | J P Morgan SP BV – HSI R Bear CBBC Mar 2019 Z | 200,000,000 | 2018/10/31 | 2019/03/28 | 50.00 |
| 65041 | J P Morgan SP BV – Tencent R Bull CBBC Feb 2019 K | 50,000,000 | 2018/10/31 | 2019/02/08 | 12.50 |
| 65047 | J P Morgan SP BV – Tencent R Bear CBBC Apr 2019 K | 50,000,000 | 2018/10/31 | 2019/04/18 | 12.50 |
| 65586 | SG Issuer – China Mobile R Bear CBBC Apr 2019 G | 100,000,000 | 2018/10/31 | 2019/04/29 | 25.00 |
| 65592 | SG Issuer – CNOOC R Bull CBBC Apr 2019 A | 40,000,000 | 2018/10/31 | 2019/04/15 | 10.00 |
| 65606 | SG Issuer – CNOOC R Bull CBBC Apr 2019 B | 40,000,000 | 2018/10/31 | 2019/04/24 | 10.00 |
| 65519 | SG Issuer – CSOP A50 ETF R Bull CBBC Apr 2020 A | 100,000,000 | 2018/10/31 | 2020/04/21 | 32.50 |
| 65581 | SG Issuer – CSOP A50 ETF R Bull CBBC Apr 2020 B | 100,000,000 | 2018/10/31 | 2020/04/27 | 38.50 |
| 65485 | SG Issuer – CSOP A50 ETF R Bear CBBC Sep 2019 A | 100,000,000 | 2018/10/31 | 2019/09/18 | 25.00 |

主板 可收回牛熊證

| 股份代號 | 牛熊證 | 上市時之發行單位 | 上市日期 | 到期日 | 集資金額 (百萬港元) |
|-------|--|-------------|------------|------------|----------------|
| 65486 | SG Issuer – CSOP A50 ETF R Bear CBBC Apr 2020 A | 100,000,000 | 2018/10/31 | 2020/04/20 | 34.00 |
| 65526 | SG Issuer – CSOP A50 ETF R Bear CBBC Apr 2020 B | 100,000,000 | 2018/10/31 | 2020/04/23 | 25.00 |
| 65613 | SG Issuer – Galaxy Ent R Bull CBBC Jul 2019 G | 100,000,000 | 2018/10/31 | 2019/07/05 | 25.00 |
| 65427 | SG Issuer – HSCEI R Bull CBBC Sep 2019 D | 100,000,000 | 2018/10/31 | 2019/09/27 | 25.00 |
| 65429 | SG Issuer – HSCEI R Bull CBBC Sep 2020 L | 100,000,000 | 2018/10/31 | 2020/09/29 | 25.00 |
| 65479 | SG Issuer – HSI R Bull CBBC Sep 2020 A | 200,000,000 | 2018/10/31 | 2020/09/29 | 50.00 |
| 65480 | SG Issuer – HSI R Bull CBBC Sep 2020 B | 200,000,000 | 2018/10/31 | 2020/09/29 | 50.00 |
| 65403 | SG Issuer – HSI R Bull CBBC Oct 2020 B | 200,000,000 | 2018/10/31 | 2020/10/29 | 50.00 |
| 65384 | SG Issuer – HSI R Bull CBBC Oct 2020 F | 200,000,000 | 2018/10/31 | 2020/10/29 | 50.00 |
| 65404 | SG Issuer – HSI R Bull CBBC Nov 2020 D | 200,000,000 | 2018/10/31 | 2020/11/27 | 50.00 |
| 65406 | SG Issuer – HSI R Bull CBBC Dec 2020 V | 200,000,000 | 2018/10/31 | 2020/12/30 | 50.00 |
| 65477 | SG Issuer – HSI R Bear CBBC Apr 2019 A | 200,000,000 | 2018/10/31 | 2019/04/29 | 50.00 |
| 65476 | SG Issuer – HSI R Bear CBBC Apr 2019 B | 200,000,000 | 2018/10/31 | 2019/04/29 | 50.00 |
| 65318 | SG Issuer – HSI R Bear CBBC Apr 2019 Y | 200,000,000 | 2018/10/31 | 2019/04/29 | 50.00 |
| 65474 | SG Issuer – HSI R Bear CBBC Apr 2019 Z | 200,000,000 | 2018/10/31 | 2019/04/29 | 50.00 |
| 65331 | SG Issuer – HSI R Bear CBBC Jul 2019 E | 200,000,000 | 2018/10/31 | 2019/07/30 | 50.00 |
| 65367 | SG Issuer – HSI R Bear CBBC Jul 2019 F | 200,000,000 | 2018/10/31 | 2019/07/30 | 50.00 |
| 65614 | SG Issuer – Ping An R Bull CBBC Aug 2019 F | 100,000,000 | 2018/10/31 | 2019/08/05 | 25.00 |
| 65377 | SG Issuer – Ping An R Bear CBBC Mar 2019 G | 100,000,000 | 2018/10/31 | 2019/03/14 | 25.00 |
| 65619 | SG Issuer – Sands China R Bull CBBC Aug 2019 H | 80,000,000 | 2018/10/31 | 2019/08/19 | 20.00 |
| 65449 | SG Issuer – Tencent R Bull CBBC Jan 2019 W | 80,000,000 | 2018/10/31 | 2019/01/31 | 20.00 |
| 65462 | SG Issuer – Tencent R Bull CBBC Feb 2019 J | 80,000,000 | 2018/10/31 | 2019/02/25 | 20.00 |
| 65463 | SG Issuer – Tencent R Bull CBBC Feb 2019 O | 80,000,000 | 2018/10/31 | 2019/02/28 | 20.00 |
| 65666 | SG Issuer – Tencent R Bear CBBC Mar 2019 A | 80,000,000 | 2018/10/31 | 2019/03/28 | 20.00 |
| 66843 | BOCI Asia Ltd. – CC Bank R Bull CBBC Mar 2019 A | 80,000,000 | 2018/11/01 | 2019/03/11 | 20.16 |
| 66829 | BOCI Asia Ltd. – Tencent R Bear CBBC Mar 2019 B | 40,000,000 | 2018/11/01 | 2019/03/25 | 10.44 |
| 65771 | BNP Paribas Issuance B.V. – CC Bank R Bear CBBC May 2019 L | 100,000,000 | 2018/11/01 | 2019/05/30 | 25.00 |
| 65781 | BNP Paribas Issuance B.V. – Galaxy Ent R Bear CBBC Aug 2019M | 150,000,000 | 2018/11/01 | 2019/08/29 | 37.50 |
| 65832 | BNP Paribas Issuance B.V. – Galaxy Ent R Bear CBBC Aug 2019N | 150,000,000 | 2018/11/01 | 2019/08/29 | 37.50 |
| 65868 | BNP Paribas Issuance B.V. – HKEX R Bear CBBC Mar 2019 U | 50,000,000 | 2018/11/01 | 2019/03/28 | 12.50 |
| 65848 | BNP Paribas Issuance B.V. – HSBC R Bull CBBC Jun 2019 K | 150,000,000 | 2018/11/01 | 2019/06/27 | 37.50 |
| 65851 | BNP Paribas Issuance B.V. – HSBC R Bull CBBC Jun 2019 L | 150,000,000 | 2018/11/01 | 2019/06/27 | 37.50 |
| 65907 | BNP Paribas Issuance B.V. – HSI R Bull CBBC Dec 2019 A | 250,000,000 | 2018/11/01 | 2019/12/30 | 62.50 |
| 65911 | BNP Paribas Issuance B.V. – HSI R Bull CBBC Dec 2019 D | 250,000,000 | 2018/11/01 | 2019/12/30 | 62.50 |
| 65932 | BNP Paribas Issuance B.V. – HSI R Bull CBBC Dec 2019 E | 250,000,000 | 2018/11/01 | 2019/12/30 | 65.00 |
| 65747 | BNP Paribas Issuance B.V. – HSI R Bull CBBC Dec 2019 H | 250,000,000 | 2018/11/01 | 2019/12/30 | 62.50 |
| 65755 | BNP Paribas Issuance B.V. – HSI R Bull CBBC Dec 2019 I | 250,000,000 | 2018/11/01 | 2019/12/30 | 62.50 |
| 65756 | BNP Paribas Issuance B.V. – HSI R Bull CBBC Dec 2019 K | 250,000,000 | 2018/11/01 | 2019/12/30 | 62.50 |
| 65770 | BNP Paribas Issuance B.V. – HSI R Bull CBBC Dec 2019 N | 250,000,000 | 2018/11/01 | 2019/12/30 | 62.50 |
| 65950 | BNP Paribas Issuance B.V. – HSI R Bull CBBC Dec 2019 Q | 250,000,000 | 2018/11/01 | 2019/12/30 | 67.50 |
| 65953 | BNP Paribas Issuance B.V. – HSI R Bull CBBC Dec 2019 S | 250,000,000 | 2018/11/01 | 2019/12/30 | 72.50 |
| 65896 | BNP Paribas Issuance B.V. – HSI R Bull CBBC Dec 2019 V | 250,000,000 | 2018/11/01 | 2019/12/30 | 62.50 |
| 66336 | BNP Paribas Issuance B.V. – HSI R Bear CBBC Feb 2019 E | 250,000,000 | 2018/11/01 | 2019/02/27 | 62.50 |
| 66338 | BNP Paribas Issuance B.V. – HSI R Bear CBBC Feb 2019 F | 250,000,000 | 2018/11/01 | 2019/02/27 | 62.50 |
| 66339 | BNP Paribas Issuance B.V. – HSI R Bear CBBC Feb 2019 H | 250,000,000 | 2018/11/01 | 2019/02/27 | 62.50 |

主板 可收回牛熊證

| 股份代號 | 牛熊證 | 上市時之發行單位 | 上市日期 | 到期日 | 集資金額 (百萬港元) |
|-------|--|-------------|------------|------------|-------------|
| 66327 | BNP Paribas Issuance B.V. – HSI R Bear CBBC Feb 2019 R | 250,000,000 | 2018/11/01 | 2019/02/27 | 62.50 |
| 66335 | BNP Paribas Issuance B.V. – HSI R Bear CBBC Feb 2019 S | 250,000,000 | 2018/11/01 | 2019/02/27 | 62.50 |
| 65890 | BNP Paribas Issuance B.V. – Tencent R Bull CBBC Jun 2019 K | 50,000,000 | 2018/11/01 | 2019/06/27 | 30.00 |
| 65886 | BNP Paribas Issuance B.V. – Tencent R Bull CBBC Jun 2019 O | 50,000,000 | 2018/11/01 | 2019/06/27 | 12.50 |
| 65885 | BNP Paribas Issuance B.V. – Tencent R Bull CBBC Jul 2019 U | 50,000,000 | 2018/11/01 | 2019/07/30 | 12.50 |
| 65887 | BNP Paribas Issuance B.V. – Tencent R Bear CBBC Apr 2019 E | 50,000,000 | 2018/11/01 | 2019/04/29 | 12.50 |
| 67358 | Credit Suisse AG – AIA R Bull CBBC Jun 2019 D | 70,000,000 | 2018/11/01 | 2019/06/27 | 17.50 |
| 67359 | Credit Suisse AG – Galaxy Ent R Bull CBBC May 2019 D | 50,000,000 | 2018/11/01 | 2019/05/30 | 12.50 |
| 67324 | Credit Suisse AG – HKEX R Bear CBBC Mar 2019 E | 50,000,000 | 2018/11/01 | 2019/03/28 | 12.50 |
| 67323 | Credit Suisse AG – HSBC R Bear CBBC Apr 2019 B | 50,000,000 | 2018/11/01 | 2019/04/29 | 12.50 |
| 67391 | Credit Suisse AG – HSI R Bull CBBC Aug 2020 O | 200,000,000 | 2018/11/01 | 2020/08/28 | 50.00 |
| 67383 | Credit Suisse AG – HSI R Bull CBBC Sep 2020 S | 200,000,000 | 2018/11/01 | 2020/09/29 | 50.00 |
| 67394 | Credit Suisse AG – HSI R Bull CBBC Oct 2020 P | 200,000,000 | 2018/11/01 | 2020/10/29 | 50.00 |
| 67405 | Credit Suisse AG – HSI R Bull CBBC Oct 2020 Q | 300,000,000 | 2018/11/01 | 2020/10/29 | 75.00 |
| 67424 | Credit Suisse AG – HSI R Bull CBBC Nov 2020 A | 200,000,000 | 2018/11/01 | 2020/11/27 | 50.00 |
| 67427 | Credit Suisse AG – HSI R Bull CBBC Nov 2020 B | 200,000,000 | 2018/11/01 | 2020/11/27 | 50.00 |
| 67429 | Credit Suisse AG – HSI R Bull CBBC Nov 2020 E | 200,000,000 | 2018/11/01 | 2020/11/27 | 52.00 |
| 67420 | Credit Suisse AG – HSI R Bull CBBC Nov 2020 I | 200,000,000 | 2018/11/01 | 2020/11/27 | 50.00 |
| 67293 | Credit Suisse AG – HSI R Bull CBBC Nov 2020 L | 200,000,000 | 2018/11/01 | 2020/11/27 | 56.00 |
| 67294 | Credit Suisse AG – HSI R Bull CBBC Nov 2020 M | 200,000,000 | 2018/11/01 | 2020/11/27 | 60.00 |
| 67297 | Credit Suisse AG – HSI R Bull CBBC Nov 2020 N | 200,000,000 | 2018/11/01 | 2020/11/27 | 64.00 |
| 67309 | Credit Suisse AG – HSI R Bull CBBC Nov 2020 O | 200,000,000 | 2018/11/01 | 2020/11/27 | 80.00 |
| 67311 | Credit Suisse AG – HSI R Bull CBBC Nov 2020 R | 200,000,000 | 2018/11/01 | 2020/11/27 | 90.00 |
| 67395 | Credit Suisse AG – HSI R Bull CBBC Nov 2020 X | 200,000,000 | 2018/11/01 | 2020/11/27 | 50.00 |
| 67408 | Credit Suisse AG – HSI R Bull CBBC Nov 2020 Y | 200,000,000 | 2018/11/01 | 2020/11/27 | 50.00 |
| 67364 | Credit Suisse AG – HSI R Bear CBBC Mar 2019 V | 200,000,000 | 2018/11/01 | 2019/03/28 | 50.00 |
| 67312 | Credit Suisse AG – HSI R Bear CBBC Apr 2019 S | 200,000,000 | 2018/11/01 | 2019/04/29 | 50.00 |
| 67315 | Credit Suisse AG – HSI R Bear CBBC Apr 2019 T | 200,000,000 | 2018/11/01 | 2019/04/29 | 50.00 |
| 67367 | Credit Suisse AG – HSI R Bear CBBC Apr 2019 U | 200,000,000 | 2018/11/01 | 2019/04/29 | 50.00 |
| 67377 | Credit Suisse AG – HSI R Bear CBBC Apr 2019 V | 200,000,000 | 2018/11/01 | 2019/04/29 | 50.00 |
| 67380 | Credit Suisse AG – HSI R Bear CBBC Apr 2019 W | 200,000,000 | 2018/11/01 | 2019/04/29 | 50.00 |
| 67347 | Credit Suisse AG – PetroChina R Bull CBBC May 2019 A | 60,000,000 | 2018/11/01 | 2019/05/30 | 15.00 |
| 67344 | Credit Suisse AG – Ping An R Bear CBBC Mar 2019 C | 50,000,000 | 2018/11/01 | 2019/03/28 | 12.50 |
| 67335 | Credit Suisse AG – Tencent R Bear CBBC Mar 2019 M | 50,000,000 | 2018/11/01 | 2019/03/28 | 12.50 |
| 67274 | Goldman Sachs SP (Asia) – AIA R Bull CBBC May 2019 G | 100,000,000 | 2018/11/01 | 2019/05/14 | 25.00 |
| 67292 | Goldman Sachs SP (Asia) – HSBC R Bull CBBC Dec 2019 A | 80,000,000 | 2018/11/01 | 2019/12/30 | 20.00 |
| 66006 | Goldman Sachs SP (Asia) – HSI R Bull CBBC Dec 2020 G | 200,000,000 | 2018/11/01 | 2020/12/30 | 50.00 |
| 66013 | Goldman Sachs SP (Asia) – HSI R Bull CBBC Dec 2020 H | 200,000,000 | 2018/11/01 | 2020/12/30 | 50.00 |
| 66022 | Goldman Sachs SP (Asia) – HSI R Bull CBBC Dec 2020 J | 200,000,000 | 2018/11/01 | 2020/12/30 | 50.00 |
| 66057 | Goldman Sachs SP (Asia) – HSI R Bull CBBC Dec 2020 M | 200,000,000 | 2018/11/01 | 2020/12/30 | 50.00 |
| 66059 | Goldman Sachs SP (Asia) – HSI R Bull CBBC Dec 2020 N | 200,000,000 | 2018/11/01 | 2020/12/30 | 50.00 |
| 67253 | Goldman Sachs SP (Asia) – HSI R Bull CBBC Dec 2020 O | 200,000,000 | 2018/11/01 | 2020/12/30 | 50.00 |
| 67269 | Goldman Sachs SP (Asia) – HSI R Bull CBBC Dec 2020 P | 150,000,000 | 2018/11/01 | 2020/12/30 | 37.50 |
| 67273 | Goldman Sachs SP (Asia) – HSI R Bull CBBC Dec 2020 Q | 150,000,000 | 2018/11/01 | 2020/12/30 | 41.10 |
| 67251 | Goldman Sachs SP (Asia) – HSI R Bull CBBC Dec 2020 W | 200,000,000 | 2018/11/01 | 2020/12/30 | 50.00 |

主板 可收回牛熊證

| 股份 代號 | 牛熊證 | 上市時之 發行單位 | 上市日期 | 到期日 | 集資金額 (百萬港元) |
|----------|--|--------------|------------|------------|----------------|
| 67230 | Goldman Sachs SP (Asia) – HSI R Bear CBBC Mar 2019 W | 200,000,000 | 2018/11/01 | 2019/03/28 | 50.00 |
| 67231 | Goldman Sachs SP (Asia) – HSI R Bear CBBC Mar 2019 X | 200,000,000 | 2018/11/01 | 2019/03/28 | 50.00 |
| 67240 | Goldman Sachs SP (Asia) – HSI R Bear CBBC Mar 2019 Y | 200,000,000 | 2018/11/01 | 2019/03/28 | 50.00 |
| 67244 | Goldman Sachs SP (Asia) – HSI R Bear CBBC Mar 2019 Z | 200,000,000 | 2018/11/01 | 2019/03/28 | 50.00 |
| 66041 | Goldman Sachs SP (Asia) – Tencent R Bull CBBC Feb 2019 X | 100,000,000 | 2018/11/01 | 2019/02/27 | 25.00 |
| 66052 | Goldman Sachs SP (Asia) – Tencent R Bull CBBC Feb 2019 Y | 100,000,000 | 2018/11/01 | 2019/02/27 | 25.00 |
| 67266 | Goldman Sachs SP (Asia) – Tencent R Bull CBBC Feb 2019 Z | 80,000,000 | 2018/11/01 | 2019/02/27 | 38.56 |
| 67268 | Goldman Sachs SP (Asia) – Tencent R Bear CBBC Feb 2019 F | 80,000,000 | 2018/11/01 | 2019/02/27 | 20.00 |
| 66096 | HK Bank – Conch Cement R Bull CBBC Jul 2019 A | 40,000,000 | 2018/11/01 | 2019/07/15 | 10.00 |
| 66169 | HK Bank – AIA R Bull CBBC May 2019 A | 80,000,000 | 2018/11/01 | 2019/05/06 | 20.00 |
| 66187 | HK Bank – AIA R Bear CBBC Mar 2019 D | 40,000,000 | 2018/11/01 | 2019/03/25 | 10.00 |
| 66276 | HK Bank – Country Garden R Bull CBBC Apr 2019 B | 40,000,000 | 2018/11/01 | 2019/04/29 | 10.40 |
| 66216 | HK Bank – CNOOC R Bull CBBC Apr 2019 A | 50,000,000 | 2018/11/01 | 2019/04/01 | 12.50 |
| 66214 | HK Bank – Sinopec Corp R Bear CBBC Mar 2019 D | 40,000,000 | 2018/11/01 | 2019/03/25 | 10.00 |
| 66255 | HK Bank – Galaxy Ent R Bull CBBC May 2019 G | 80,000,000 | 2018/11/01 | 2019/05/06 | 20.00 |
| 66219 | HK Bank – Galaxy Ent R Bull CBBC Jun 2019 C | 80,000,000 | 2018/11/01 | 2019/06/03 | 20.00 |
| 66111 | HK Bank – HKEX R Bear CBBC Mar 2019 H | 40,000,000 | 2018/11/01 | 2019/03/11 | 10.00 |
| 66120 | HK Bank – HSCEI R Bear CBBC Mar 2019 H | 50,000,000 | 2018/11/01 | 2019/03/28 | 12.50 |
| 66074 | HK Bank – HSI R Bull CBBC Sep 2019 Y | 150,000,000 | 2018/11/01 | 2019/09/27 | 37.50 |
| 66100 | HK Bank – HSI R Bull CBBC Dec 2019 A | 100,000,000 | 2018/11/01 | 2019/12/30 | 25.00 |
| 66102 | HK Bank – HSI R Bear CBBC Apr 2019 M | 150,000,000 | 2018/11/01 | 2019/04/29 | 37.50 |
| 66119 | HK Bank – HSI R Bear CBBC Apr 2019 N | 150,000,000 | 2018/11/01 | 2019/04/29 | 37.50 |
| 66137 | HK Bank – Sands China R Bear CBBC Jun 2019 A | 40,000,000 | 2018/11/01 | 2019/06/17 | 10.00 |
| 66154 | HK Bank – Sunny Optical R Bull CBBC May 2019 A | 40,000,000 | 2018/11/01 | 2019/05/06 | 10.00 |
| 66072 | HK Bank – Tencent R Bull CBBC Apr 2019 R | 60,000,000 | 2018/11/01 | 2019/04/01 | 15.00 |
| 66077 | HK Bank – Tencent R Bull CBBC Jul 2019 C | 60,000,000 | 2018/11/01 | 2019/07/15 | 30.00 |
| 66089 | HK Bank – Tencent R Bear CBBC Apr 2019 H | 50,000,000 | 2018/11/01 | 2019/04/18 | 12.50 |
| 66094 | HK Bank – Tencent R Bear CBBC Apr 2019 I | 50,000,000 | 2018/11/01 | 2019/04/29 | 12.50 |
| 66883 | J P Morgan SP BV – Galaxy Ent R Bull CBBC May 2019 C | 100,000,000 | 2018/11/01 | 2019/05/10 | 25.00 |
| 66710 | J P Morgan SP BV – HSI R Bull CBBC Sep 2020 T | 200,000,000 | 2018/11/01 | 2020/09/29 | 50.00 |
| 66743 | J P Morgan SP BV – HSI R Bull CBBC Sep 2020 X | 200,000,000 | 2018/11/01 | 2020/09/29 | 50.00 |
| 66723 | J P Morgan SP BV – HSI R Bull CBBC Oct 2020 R | 200,000,000 | 2018/11/01 | 2020/10/29 | 50.00 |
| 66750 | J P Morgan SP BV – HSI R Bull CBBC Oct 2020 V | 200,000,000 | 2018/11/01 | 2020/10/29 | 50.00 |
| 66764 | J P Morgan SP BV – HSI R Bear CBBC Feb 2019 A | 200,000,000 | 2018/11/01 | 2019/02/27 | 50.00 |
| 66765 | J P Morgan SP BV – HSI R Bear CBBC Feb 2019 B | 200,000,000 | 2018/11/01 | 2019/02/27 | 50.00 |
| 66772 | J P Morgan SP BV – HSI R Bear CBBC Feb 2019 C | 200,000,000 | 2018/11/01 | 2019/02/27 | 50.00 |
| 66776 | J P Morgan SP BV – HSI R Bear CBBC Feb 2019 D | 200,000,000 | 2018/11/01 | 2019/02/27 | 50.00 |
| 66786 | J P Morgan SP BV – HSI R Bear CBBC Feb 2019 E | 200,000,000 | 2018/11/01 | 2019/02/27 | 50.00 |
| 66788 | J P Morgan SP BV – HSI R Bear CBBC Feb 2019 F | 200,000,000 | 2018/11/01 | 2019/02/27 | 50.00 |
| 66794 | J P Morgan SP BV – HSI R Bear CBBC Feb 2019 G | 200,000,000 | 2018/11/01 | 2019/02/27 | 50.00 |
| 66884 | J P Morgan SP BV – Tencent R Bull CBBC Feb 2019 L | 50,000,000 | 2018/11/01 | 2019/02/08 | 12.50 |
| 66859 | J P Morgan SP BV – Tencent R Bear CBBC Feb 2019 T | 50,000,000 | 2018/11/01 | 2019/02/15 | 12.50 |
| 66863 | J P Morgan SP BV – Tencent R Bear CBBC Mar 2019 M | 50,000,000 | 2018/11/01 | 2019/03/15 | 12.50 |
| 67012 | SG Issuer – AIA R Bull CBBC Jun 2019 C | 60,000,000 | 2018/11/01 | 2019/06/25 | 15.00 |
| 66931 | SG Issuer – AIA R Bull CBBC Jul 2019 F | 60,000,000 | 2018/11/01 | 2019/07/30 | 15.00 |

主板 可收回牛熊證

| 股份代號 | 牛熊證 | 上市時之發行單位 | 上市日期 | 到期日 | 集資金額 (百萬港元) |
|-------|---|-------------|------------|------------|----------------|
| 66979 | SG Issuer – AIA R Bear CBBC Jun 2019 A | 60,000,000 | 2018/11/01 | 2019/06/27 | 15.00 |
| 67013 | SG Issuer – CC Bank R Bull CBBC Aug 2019 P | 100,000,000 | 2018/11/01 | 2019/08/05 | 25.00 |
| 67022 | SG Issuer – CNOOC R Bull CBBC Apr 2019 C | 40,000,000 | 2018/11/01 | 2019/04/18 | 11.40 |
| 67027 | SG Issuer – CNOOC R Bear CBBC Apr 2019 B | 40,000,000 | 2018/11/01 | 2019/04/29 | 10.00 |
| 67163 | SG Issuer – CSOP A50 ETF R Bull CBBC Sep 2019 B | 100,000,000 | 2018/11/01 | 2019/09/25 | 25.00 |
| 67031 | SG Issuer – Galaxy Ent R Bull CBBC Jun 2019 S | 100,000,000 | 2018/11/01 | 2019/06/24 | 25.00 |
| 66936 | SG Issuer – Galaxy Ent R Bull CBBC Aug 2019 A | 100,000,000 | 2018/11/01 | 2019/08/29 | 25.00 |
| 66995 | SG Issuer – Galaxy Ent R Bear CBBC Jul 2019 J | 100,000,000 | 2018/11/01 | 2019/07/30 | 25.00 |
| 67038 | SG Issuer – HKEX R Bull CBBC Jun 2019 U | 50,000,000 | 2018/11/01 | 2019/06/24 | 12.50 |
| 66941 | SG Issuer – HSBC R Bull CBBC Jun 2019 K | 100,000,000 | 2018/11/01 | 2019/06/27 | 25.00 |
| 67053 | SG Issuer – HSBC R Bull CBBC Jun 2019 L | 100,000,000 | 2018/11/01 | 2019/06/24 | 25.00 |
| 67063 | SG Issuer – HSBC R Bull CBBC Sep 2019 E | 100,000,000 | 2018/11/01 | 2019/09/27 | 25.00 |
| 67041 | SG Issuer – HSBC R Bear CBBC Apr 2019 D | 100,000,000 | 2018/11/01 | 2019/04/18 | 25.00 |
| 67185 | SG Issuer – HSI R Bull CBBC Sep 2020 C | 200,000,000 | 2018/11/01 | 2020/09/29 | 50.00 |
| 67200 | SG Issuer – HSI R Bull CBBC Oct 2020 E | 200,000,000 | 2018/11/01 | 2020/10/29 | 50.00 |
| 67194 | SG Issuer – HSI R Bull CBBC Oct 2020 S | 200,000,000 | 2018/11/01 | 2020/10/29 | 66.00 |
| 67204 | SG Issuer – HSI R Bull CBBC Oct 2020 W | 200,000,000 | 2018/11/01 | 2020/10/29 | 50.00 |
| 67208 | SG Issuer – HSI R Bull CBBC Oct 2020 X | 200,000,000 | 2018/11/01 | 2020/10/29 | 50.00 |
| 67214 | SG Issuer – HSI R Bull CBBC Nov 2020 L | 200,000,000 | 2018/11/01 | 2020/11/27 | 52.00 |
| 67227 | SG Issuer – HSI R Bull CBBC Nov 2020 Q | 200,000,000 | 2018/11/01 | 2020/11/27 | 50.00 |
| 67218 | SG Issuer – HSI R Bull CBBC Nov 2020 R | 200,000,000 | 2018/11/01 | 2020/11/27 | 50.00 |
| 67219 | SG Issuer – HSI R Bull CBBC Nov 2020 U | 200,000,000 | 2018/11/01 | 2020/11/27 | 50.00 |
| 67228 | SG Issuer – HSI R Bull CBBC Nov 2020 W | 200,000,000 | 2018/11/01 | 2020/11/27 | 50.00 |
| 66907 | SG Issuer – HSI R Bull CBBC Dec 2020 B | 200,000,000 | 2018/11/01 | 2020/12/30 | 50.00 |
| 66922 | SG Issuer – HSI R Bull CBBC Dec 2020 I | 200,000,000 | 2018/11/01 | 2020/12/30 | 50.00 |
| 66886 | SG Issuer – HSI R Bull CBBC Dec 2020 Q | 200,000,000 | 2018/11/01 | 2020/12/30 | 50.00 |
| 66885 | SG Issuer – HSI R Bull CBBC Dec 2020 W | 200,000,000 | 2018/11/01 | 2020/12/30 | 50.00 |
| 66923 | SG Issuer – HSI R Bull CBBC Jan 2021 E | 200,000,000 | 2018/11/01 | 2021/01/28 | 50.00 |
| 66954 | SG Issuer – HSI R Bear CBBC Apr 2019 C | 200,000,000 | 2018/11/01 | 2019/04/29 | 50.00 |
| 66959 | SG Issuer – HSI R Bear CBBC Apr 2019 D | 200,000,000 | 2018/11/01 | 2019/04/29 | 50.00 |
| 66967 | SG Issuer – HSI R Bear CBBC May 2019 R | 200,000,000 | 2018/11/01 | 2019/05/30 | 50.00 |
| 66970 | SG Issuer – HSI R Bear CBBC May 2019 S | 200,000,000 | 2018/11/01 | 2019/05/30 | 50.00 |
| 66976 | SG Issuer – HSI R Bear CBBC Jul 2019 G | 200,000,000 | 2018/11/01 | 2019/07/30 | 50.00 |
| 66978 | SG Issuer – HSI R Bear CBBC Jul 2019 H | 400,000,000 | 2018/11/01 | 2019/07/30 | 100.00 |
| 67179 | SG Issuer – HSI R Bear CBBC Aug 2019 A | 200,000,000 | 2018/11/01 | 2019/08/29 | 50.00 |
| 67084 | SG Issuer – Ping An R Bull CBBC Apr 2019 F | 100,000,000 | 2018/11/01 | 2019/04/29 | 25.00 |
| 67090 | SG Issuer – Ping An R Bull CBBC May 2019 A | 100,000,000 | 2018/11/01 | 2019/05/15 | 25.00 |
| 67004 | SG Issuer – Ping An R Bear CBBC Apr 2019 K | 100,000,000 | 2018/11/01 | 2019/04/29 | 25.00 |
| 67092 | SG Issuer – Sands China R Bull CBBC Oct 2019 A | 80,000,000 | 2018/11/01 | 2019/10/30 | 20.00 |
| 67093 | SG Issuer – Tencent R Bull CBBC Jan 2019 D | 80,000,000 | 2018/11/01 | 2019/01/31 | 29.20 |
| 67100 | SG Issuer – Tencent R Bull CBBC Jan 2019 M | 80,000,000 | 2018/11/01 | 2019/01/31 | 20.00 |
| 67102 | SG Issuer – Tencent R Bull CBBC Jan 2019 R | 80,000,000 | 2018/11/01 | 2019/01/31 | 20.00 |
| 66948 | SG Issuer – Tencent R Bull CBBC Feb 2019 B | 80,000,000 | 2018/11/01 | 2019/02/26 | 20.00 |
| 67109 | SG Issuer – Tencent R Bull CBBC Feb 2019 D | 80,000,000 | 2018/11/01 | 2019/02/28 | 36.40 |
| 66950 | SG Issuer – Tencent R Bull CBBC Feb 2019 E | 80,000,000 | 2018/11/01 | 2019/02/28 | 20.00 |

主板 可收回牛熊證

| 股份代號 | 牛熊證 | 上市時之發行單位 | 上市日期 | 到期日 | 集資金額 (百萬港元) |
|-------|---|-------------|------------|------------|----------------|
| 67104 | SG Issuer – Tencent R Bull CBBC Feb 2019 F | 80,000,000 | 2018/11/01 | 2019/02/21 | 22.00 |
| 66943 | SG Issuer – Tencent R Bull CBBC Feb 2019 T | 80,000,000 | 2018/11/01 | 2019/02/15 | 20.00 |
| 67129 | SG Issuer – Tencent R Bull CBBC Mar 2019 X | 80,000,000 | 2018/11/01 | 2019/03/11 | 46.40 |
| 67162 | SG Issuer – Tencent R Bull CBBC Mar 2019 Y | 80,000,000 | 2018/11/01 | 2019/03/12 | 20.00 |
| 67011 | SG Issuer – Tencent R Bear CBBC Mar 2019 B | 80,000,000 | 2018/11/01 | 2019/03/25 | 20.00 |
| 66586 | UBS AG – AAC Tech R Bull CBBC Apr 2019 C | 40,000,000 | 2018/11/01 | 2019/04/29 | 10.00 |
| 66346 | UBS AG – AIA R Bear CBBC Mar 2019 D | 60,000,000 | 2018/11/01 | 2019/03/13 | 15.00 |
| 66668 | UBS AG – Bank of China R Bear CBBC Apr 2019 A | 60,000,000 | 2018/11/01 | 2019/04/29 | 15.00 |
| 66554 | UBS AG – CC Bank R Bull CBBC Aug 2019 B | 80,000,000 | 2018/11/01 | 2019/08/12 | 20.00 |
| 66591 | UBS AG – China Life R Bear CBBC Mar 2019 B | 40,000,000 | 2018/11/01 | 2019/03/25 | 10.00 |
| 66548 | UBS AG – CNOOC R Bear CBBC Apr 2019 A | 40,000,000 | 2018/11/01 | 2019/04/15 | 10.00 |
| 66599 | UBS AG – CSOP A50 ETF R Bull CBBC Aug 2019 A | 50,000,000 | 2018/11/01 | 2019/08/05 | 12.50 |
| 66619 | UBS AG – CSOP A50 ETF R Bull CBBC Aug 2019 B | 50,000,000 | 2018/11/01 | 2019/08/19 | 12.50 |
| 66616 | UBS AG – CSOP A50 ETF R Bull CBBC Sep 2019 A | 50,000,000 | 2018/11/01 | 2019/09/09 | 12.50 |
| 66625 | UBS AG – CSOP A50 ETF R Bull CBBC Sep 2019 B | 50,000,000 | 2018/11/01 | 2019/09/16 | 12.50 |
| 66635 | UBS AG – CSOP A50 ETF R Bull CBBC Oct 2019 A | 50,000,000 | 2018/11/01 | 2019/10/14 | 12.50 |
| 66655 | UBS AG – CSOP A50 ETF R Bull CBBC Nov 2019 A | 50,000,000 | 2018/11/01 | 2019/11/11 | 13.25 |
| 66632 | UBS AG – CSOP A50 ETF R Bull CBBC Mar 2020 A | 50,000,000 | 2018/11/01 | 2020/03/09 | 12.50 |
| 66645 | UBS AG – CSOP A50 ETF R Bull CBBC Mar 2020 B | 50,000,000 | 2018/11/01 | 2020/03/16 | 12.50 |
| 66659 | UBS AG – CSOP A50 ETF R Bull CBBC Apr 2020 A | 50,000,000 | 2018/11/01 | 2020/04/06 | 15.25 |
| 66667 | UBS AG – CSOP A50 ETF R Bull CBBC Apr 2020 B | 50,000,000 | 2018/11/01 | 2020/04/20 | 18.25 |
| 66343 | UBS AG – HKEX R Bull CBBC Jun 2019 G | 50,000,000 | 2018/11/01 | 2019/06/24 | 12.50 |
| 66485 | UBS AG – HKEX R Bull CBBC Jun 2019 H | 50,000,000 | 2018/11/01 | 2019/06/12 | 12.50 |
| 66410 | UBS AG – HSBC R Bull CBBC Jun 2019 H | 50,000,000 | 2018/11/01 | 2019/06/10 | 12.50 |
| 66483 | UBS AG – HSBC R Bear CBBC Mar 2019 B | 50,000,000 | 2018/11/01 | 2019/03/18 | 12.50 |
| 66679 | UBS AG – HSCEI R Bull CBBC Nov 2020 B | 100,000,000 | 2018/11/01 | 2020/11/27 | 25.00 |
| 66678 | UBS AG – HSCEI R Bear CBBC Feb 2019 E | 100,000,000 | 2018/11/01 | 2019/02/27 | 25.00 |
| 66352 | UBS AG – HSI R Bull CBBC Dec 2019 B | 200,000,000 | 2018/11/01 | 2019/12/30 | 50.00 |
| 66703 | UBS AG – HSI R Bull CBBC Dec 2019 W | 200,000,000 | 2018/11/01 | 2019/12/30 | 50.00 |
| 66369 | UBS AG – HSI R Bull CBBC Sep 2020 F | 200,000,000 | 2018/11/01 | 2020/09/29 | 50.00 |
| 66350 | UBS AG – HSI R Bull CBBC Nov 2020 I | 200,000,000 | 2018/11/01 | 2020/11/27 | 50.00 |
| 66348 | UBS AG – HSI R Bull CBBC Dec 2020 I | 200,000,000 | 2018/11/01 | 2020/12/30 | 50.00 |
| 66351 | UBS AG – HSI R Bull CBBC Dec 2020 J | 200,000,000 | 2018/11/01 | 2020/12/30 | 50.00 |
| 66422 | UBS AG – HSI R Bear CBBC Feb 2019 X | 200,000,000 | 2018/11/01 | 2019/02/27 | 50.00 |
| 66425 | UBS AG – HSI R Bear CBBC Mar 2019 T | 200,000,000 | 2018/11/01 | 2019/03/28 | 50.00 |
| 66446 | UBS AG – HSI R Bear CBBC Mar 2019 U | 200,000,000 | 2018/11/01 | 2019/03/28 | 50.00 |
| 66482 | UBS AG – HSI R Bear CBBC Mar 2019 V | 200,000,000 | 2018/11/01 | 2019/03/28 | 50.00 |
| 66430 | UBS AG – HSI R Bear CBBC Apr 2019 E | 200,000,000 | 2018/11/01 | 2019/04/29 | 50.00 |
| 66452 | UBS AG – HSI R Bear CBBC Apr 2019 F | 250,000,000 | 2018/11/01 | 2019/04/29 | 62.50 |
| 66475 | UBS AG – HSI R Bear CBBC Apr 2019 G | 200,000,000 | 2018/11/01 | 2019/04/29 | 50.00 |
| 66677 | UBS AG – ICBC R Bull CBBC Apr 2019 A | 100,000,000 | 2018/11/01 | 2019/04/08 | 25.00 |
| 66542 | UBS AG – PetroChina R Bear CBBC Apr 2019 A | 60,000,000 | 2018/11/01 | 2019/04/15 | 15.00 |
| 66559 | UBS AG – Sands China R Bull CBBC Aug 2019 C | 100,000,000 | 2018/11/01 | 2019/08/26 | 25.00 |
| 66675 | UBS AG – Sands China R Bear CBBC Aug 2019 A | 40,000,000 | 2018/11/01 | 2019/08/12 | 10.00 |
| 66383 | UBS AG – Tencent R Bull CBBC Mar 2019 L | 40,000,000 | 2018/11/01 | 2019/03/21 | 10.00 |

主板 可收回牛熊證

| 股份代號 | 牛熊證 | 上市時之發行單位 | 上市日期 | 到期日 | 集資金額 (百萬港元) |
|-------|--|-------------|------------|------------|----------------|
| 66391 | UBS AG – Tencent R Bull CBBC Apr 2019 H | 40,000,000 | 2018/11/01 | 2019/04/10 | 10.00 |
| 66405 | UBS AG – Tencent R Bull CBBC Jun 2019 P | 40,000,000 | 2018/11/01 | 2019/06/12 | 10.00 |
| 66509 | UBS AG – Tencent R Bear CBBC Feb 2019 V | 40,000,000 | 2018/11/01 | 2019/02/13 | 10.00 |
| 66510 | UBS AG – Tencent R Bear CBBC Feb 2019 W | 40,000,000 | 2018/11/01 | 2019/02/28 | 10.00 |
| 66525 | UBS AG – Tencent R Bear CBBC Mar 2019 P | 40,000,000 | 2018/11/01 | 2019/03/05 | 10.00 |
| 66313 | Bank Vontobel – AIA R Bear CBBC Aug 2019 A | 40,000,000 | 2018/11/01 | 2019/08/16 | 10.00 |
| 66306 | Bank Vontobel – Galaxy Ent R Bear CBBC Aug 2019 A | 40,000,000 | 2018/11/01 | 2019/08/02 | 10.00 |
| 66322 | Bank Vontobel – HSBC R Bear CBBC Aug 2019 A | 40,000,000 | 2018/11/01 | 2019/08/02 | 10.00 |
| 65738 | Bank Vontobel – HSI N Bull CBBC Apr 2019 X | 80,000,000 | 2018/11/01 | 2019/04/29 | 20.00 |
| 66279 | Bank Vontobel – HSI N Bear CBBC Feb 2019 U | 80,000,000 | 2018/11/01 | 2019/02/27 | 20.00 |
| 66295 | Bank Vontobel – HSI N Bear CBBC Feb 2019 V | 80,000,000 | 2018/11/01 | 2019/02/27 | 20.00 |
| 65667 | Bank Vontobel – Tencent R Bull CBBC Oct 2019 B | 40,000,000 | 2018/11/01 | 2019/10/18 | 19.60 |
| 66297 | Bank Vontobel – Tencent R Bear CBBC Aug 2019 B | 40,000,000 | 2018/11/01 | 2019/08/02 | 10.40 |
| 67700 | BNP Paribas Issuance B.V. – HSBC R Bear CBBC Jul 2019 C | 150,000,000 | 2018/11/02 | 2019/07/30 | 37.50 |
| 67706 | BNP Paribas Issuance B.V. – HSBC R Bear CBBC Jul 2019 D | 150,000,000 | 2018/11/02 | 2019/07/30 | 37.50 |
| 67682 | BNP Paribas Issuance B.V. – HSI R Bull CBBC Dec 2019 X | 250,000,000 | 2018/11/02 | 2019/12/30 | 62.50 |
| 67683 | BNP Paribas Issuance B.V. – HSI R Bear CBBC Feb 2019 P | 250,000,000 | 2018/11/02 | 2019/02/27 | 62.50 |
| 67670 | BNP Paribas Issuance B.V. – Tencent R Bull CBBC Jun 2019 N | 50,000,000 | 2018/11/02 | 2019/06/27 | 12.50 |
| 67650 | BNP Paribas Issuance B.V. – Tencent R Bull CBBC Jul 2019 V | 50,000,000 | 2018/11/02 | 2019/07/30 | 17.50 |
| 67658 | BNP Paribas Issuance B.V. – Tencent R Bear CBBC Mar 2019 M | 50,000,000 | 2018/11/02 | 2019/03/28 | 12.50 |
| 67699 | BNP Paribas Issuance B.V. – Tencent R Bear CBBC Mar 2019 N | 50,000,000 | 2018/11/02 | 2019/03/28 | 12.50 |
| 67665 | BNP Paribas Issuance B.V. – Tencent R Bear CBBC Apr 2019 C | 50,000,000 | 2018/11/02 | 2019/04/29 | 12.50 |
| 68676 | Credit Suisse AG – ABC R Bull CBBC Nov 2019 A | 70,000,000 | 2018/11/02 | 2019/11/26 | 17.50 |
| 68686 | Credit Suisse AG – CSOP A50 ETF R Bull CBBC Sep 2019 A | 50,000,000 | 2018/11/02 | 2019/09/25 | 12.50 |
| 68683 | Credit Suisse AG – CSOP A50 ETF R Bull CBBC Oct 2019 A | 50,000,000 | 2018/11/02 | 2019/10/29 | 12.50 |
| 68682 | Credit Suisse AG – CSOP A50 ETF R Bull CBBC Nov 2019 A | 50,000,000 | 2018/11/02 | 2019/11/11 | 15.00 |
| 68566 | Credit Suisse AG – HSI R Bull CBBC May 2020 B | 200,000,000 | 2018/11/02 | 2020/05/28 | 50.00 |
| 68575 | Credit Suisse AG – HSI R Bull CBBC Aug 2020 Y | 200,000,000 | 2018/11/02 | 2020/08/28 | 50.00 |
| 68603 | Credit Suisse AG – HSI R Bull CBBC Sep 2020 E | 200,000,000 | 2018/11/02 | 2020/09/29 | 72.00 |
| 68556 | Credit Suisse AG – HSI R Bull CBBC Sep 2020 T | 200,000,000 | 2018/11/02 | 2020/09/29 | 50.00 |
| 68565 | Credit Suisse AG – HSI R Bull CBBC Oct 2020 R | 200,000,000 | 2018/11/02 | 2020/10/29 | 50.00 |
| 68555 | Credit Suisse AG – HSI R Bull CBBC Nov 2020 P | 200,000,000 | 2018/11/02 | 2020/11/27 | 50.00 |
| 68564 | Credit Suisse AG – HSI R Bull CBBC Dec 2020 P | 200,000,000 | 2018/11/02 | 2020/12/30 | 50.00 |
| 68573 | Credit Suisse AG – HSI R Bull CBBC Dec 2020 Q | 200,000,000 | 2018/11/02 | 2020/12/30 | 50.00 |
| 68611 | Credit Suisse AG – HSI R Bear CBBC Mar 2019 W | 200,000,000 | 2018/11/02 | 2019/03/28 | 50.00 |
| 68643 | Credit Suisse AG – HSI R Bear CBBC Mar 2019 X | 200,000,000 | 2018/11/02 | 2019/03/28 | 50.00 |
| 68612 | Credit Suisse AG – HSI R Bear CBBC Apr 2019 X | 200,000,000 | 2018/11/02 | 2019/04/29 | 50.00 |
| 68615 | Credit Suisse AG – HSI R Bear CBBC Apr 2019 Y | 200,000,000 | 2018/11/02 | 2019/04/29 | 50.00 |
| 68653 | Credit Suisse AG – Ping An R Bear CBBC Jun 2019 A | 70,000,000 | 2018/11/02 | 2019/06/05 | 17.50 |
| 68669 | Credit Suisse AG – Sunny Optical R Bull CBBC Jul 2019 C | 40,000,000 | 2018/11/02 | 2019/07/23 | 10.00 |
| 68665 | Credit Suisse AG – Tencent R Bear CBBC Jun 2019 A | 50,000,000 | 2018/11/02 | 2019/06/27 | 12.50 |
| 67730 | Bank of East Asia – AIA R Bull CBBC Apr 2019 B | 40,000,000 | 2018/11/02 | 2019/04/16 | 10.00 |
| 67732 | Bank of East Asia – AIA R Bear CBBC Apr 2019 A | 40,000,000 | 2018/11/02 | 2019/04/16 | 10.00 |
| 67725 | Bank of East Asia – Galaxy Ent R Bear CBBC Aug 2019 C | 80,000,000 | 2018/11/02 | 2019/08/28 | 20.00 |
| 67715 | Bank of East Asia – HSBC R Bull CBBC Aug 2019 A | 40,000,000 | 2018/11/02 | 2019/08/02 | 10.00 |

主板 可收回牛熊證

| 股份代號 | 牛熊證 | 上市時之發行單位 | 上市日期 | 到期日 | 集資金額 (百萬港元) |
|-------|---|-------------|------------|------------|-------------|
| 67720 | Bank of East Asia – HSBC R Bear CBBC Apr 2019 A | 40,000,000 | 2018/11/02 | 2019/04/16 | 10.00 |
| 67783 | Goldman Sachs SP (Asia) – China Life R Bull CBBC Dec 2019 A | 100,000,000 | 2018/11/02 | 2019/12/30 | 25.00 |
| 67503 | Goldman Sachs SP (Asia) – HSI R Bull CBBC Nov 2020 A | 200,000,000 | 2018/11/02 | 2020/11/27 | 50.00 |
| 67518 | Goldman Sachs SP (Asia) – HSI R Bull CBBC Nov 2020 B | 200,000,000 | 2018/11/02 | 2020/11/27 | 50.00 |
| 67493 | Goldman Sachs SP (Asia) – HSI R Bull CBBC Nov 2020 K | 200,000,000 | 2018/11/02 | 2020/11/27 | 50.00 |
| 67505 | Goldman Sachs SP (Asia) – HSI R Bull CBBC Nov 2020 V | 200,000,000 | 2018/11/02 | 2020/11/27 | 50.00 |
| 67734 | Goldman Sachs SP (Asia) – HSI R Bear CBBC Mar 2019 A | 200,000,000 | 2018/11/02 | 2019/03/28 | 50.00 |
| 67737 | Goldman Sachs SP (Asia) – HSI R Bear CBBC Mar 2019 B | 200,000,000 | 2018/11/02 | 2019/03/28 | 50.00 |
| 67750 | Goldman Sachs SP (Asia) – HSI R Bear CBBC Mar 2019 C | 200,000,000 | 2018/11/02 | 2019/03/28 | 50.00 |
| 67524 | Goldman Sachs SP (Asia) – Tencent R Bull CBBC Dec 2019 M | 100,000,000 | 2018/11/02 | 2019/12/30 | 25.00 |
| 67763 | Goldman Sachs SP (Asia) – Tencent R Bear CBBC Mar 2019 E | 100,000,000 | 2018/11/02 | 2019/03/08 | 25.00 |
| 67635 | HK Bank – AAC Tech R Bull CBBC Jul 2019 A | 40,000,000 | 2018/11/02 | 2019/07/15 | 10.00 |
| 67565 | HK Bank – ABC R Bull CBBC Aug 2019 B | 100,000,000 | 2018/11/02 | 2019/08/19 | 25.00 |
| 67600 | HK Bank – China Life R Bull CBBC May 2019 A | 40,000,000 | 2018/11/02 | 2019/05/06 | 16.00 |
| 67595 | HK Bank – China Life R Bear CBBC Mar 2019 B | 40,000,000 | 2018/11/02 | 2019/03/18 | 10.00 |
| 67642 | HK Bank – CSOP A50 ETF R Bull CBBC May 2019 C | 50,000,000 | 2018/11/02 | 2019/05/27 | 12.50 |
| 67647 | HK Bank – CSOP A50 ETF R Bull CBBC Jun 2019 A | 50,000,000 | 2018/11/02 | 2019/06/10 | 12.50 |
| 67649 | HK Bank – CSOP A50 ETF R Bull CBBC Jun 2019 B | 50,000,000 | 2018/11/02 | 2019/06/24 | 12.50 |
| 67803 | HK Bank – CSOP A50 ETF R Bear CBBC Apr 2019 A | 40,000,000 | 2018/11/02 | 2019/04/29 | 10.00 |
| 67558 | HK Bank – HKEX R Bear CBBC Mar 2019 I | 40,000,000 | 2018/11/02 | 2019/03/25 | 10.00 |
| 67547 | HK Bank – HSCEI R Bull CBBC Mar 2020 A | 60,000,000 | 2018/11/02 | 2020/03/30 | 15.00 |
| 67528 | HK Bank – HSI R Bull CBBC Sep 2019 V | 150,000,000 | 2018/11/02 | 2019/09/27 | 37.50 |
| 67529 | HK Bank – HSI R Bull CBBC Sep 2019 X | 100,000,000 | 2018/11/02 | 2019/09/27 | 25.00 |
| 67533 | HK Bank – HSI R Bear CBBC Apr 2019 O | 100,000,000 | 2018/11/02 | 2019/04/29 | 25.00 |
| 67543 | HK Bank – HSI R Bear CBBC Apr 2019 P | 150,000,000 | 2018/11/02 | 2019/04/29 | 37.50 |
| 67640 | HK Bank – Ping An R Bull CBBC Mar 2019 P | 100,000,000 | 2018/11/02 | 2019/03/25 | 25.00 |
| 67594 | HK Bank – Ping An R Bear CBBC Mar 2019 D | 80,000,000 | 2018/11/02 | 2019/03/25 | 20.00 |
| 67624 | HK Bank – Sunny Optical R Bull CBBC Jul 2019 A | 40,000,000 | 2018/11/02 | 2019/07/15 | 10.00 |
| 67527 | HK Bank – Tencent R Bull CBBC Mar 2019 L | 60,000,000 | 2018/11/02 | 2019/03/25 | 15.00 |
| 67562 | HK Bank – Tencent R Bull CBBC May 2019 E | 60,000,000 | 2018/11/02 | 2019/05/06 | 30.00 |
| 67641 | HK Bank – Tencent R Bull CBBC Jul 2019 D | 60,000,000 | 2018/11/02 | 2019/07/29 | 39.00 |
| 67570 | HK Bank – Tencent R Bear CBBC Mar 2019 A | 50,000,000 | 2018/11/02 | 2019/03/18 | 12.50 |
| 67592 | HK Bank – Tencent R Bear CBBC Apr 2019 J | 50,000,000 | 2018/11/02 | 2019/04/01 | 12.50 |
| 67638 | HK Bank – WuXi Bio R Bull CBBC Aug 2019 A | 40,000,000 | 2018/11/02 | 2019/08/19 | 10.00 |
| 68706 | J P Morgan SP BV – HSBC R Bear CBBC Mar 2019 B | 100,000,000 | 2018/11/02 | 2019/03/15 | 25.00 |
| 68461 | J P Morgan SP BV – HSI R Bull CBBC Sep 2020 B | 200,000,000 | 2018/11/02 | 2020/09/29 | 50.00 |
| 68545 | J P Morgan SP BV – HSI R Bull CBBC Sep 2020 P | 200,000,000 | 2018/11/02 | 2020/09/29 | 50.00 |
| 68474 | J P Morgan SP BV – HSI R Bull CBBC Oct 2020 A | 200,000,000 | 2018/11/02 | 2020/10/29 | 50.00 |
| 68453 | J P Morgan SP BV – HSI R Bull CBBC Oct 2020 X | 200,000,000 | 2018/11/02 | 2020/10/29 | 50.00 |
| 68548 | J P Morgan SP BV – HSI R Bull CBBC Oct 2020 Y | 200,000,000 | 2018/11/02 | 2020/10/29 | 50.00 |
| 68551 | J P Morgan SP BV – HSI R Bull CBBC Nov 2020 O | 200,000,000 | 2018/11/02 | 2020/11/27 | 50.00 |
| 68554 | J P Morgan SP BV – HSI R Bull CBBC Dec 2020 Q | 200,000,000 | 2018/11/02 | 2020/12/30 | 52.00 |
| 68517 | J P Morgan SP BV – HSI R Bear CBBC Feb 2019 H | 200,000,000 | 2018/11/02 | 2019/02/27 | 50.00 |
| 68521 | J P Morgan SP BV – HSI R Bear CBBC Feb 2019 I | 200,000,000 | 2018/11/02 | 2019/02/27 | 50.00 |
| 68530 | J P Morgan SP BV – HSI R Bear CBBC Feb 2019 J | 200,000,000 | 2018/11/02 | 2019/02/27 | 50.00 |

主板 可收回牛熊證

| 股份代號 | 牛熊證 | 上市時之發行單位 | 上市日期 | 到期日 | 集資金額 (百萬港元) |
|-------|---|-------------|------------|------------|----------------|
| 68540 | J P Morgan SP BV – HSI R Bear CBBC Feb 2019 K | 200,000,000 | 2018/11/02 | 2019/02/27 | 50.00 |
| 68542 | J P Morgan SP BV – HSI R Bear CBBC Feb 2019 L | 200,000,000 | 2018/11/02 | 2019/02/27 | 50.00 |
| 68544 | J P Morgan SP BV – HSI R Bear CBBC Feb 2019 M | 200,000,000 | 2018/11/02 | 2019/02/27 | 50.00 |
| 68705 | J P Morgan SP BV – Ping An R Bear CBBC May 2019 A | 100,000,000 | 2018/11/02 | 2019/05/10 | 25.00 |
| 68711 | J P Morgan SP BV – Sunny Optical R Bull CBBC May 2019 A | 40,000,000 | 2018/11/02 | 2019/05/10 | 10.00 |
| 68722 | J P Morgan SP BV – Sunny Optical R Bear CBBC Apr 2019 B | 40,000,000 | 2018/11/02 | 2019/04/18 | 10.00 |
| 68696 | J P Morgan SP BV – Tencent R Bull CBBC Feb 2019 H | 50,000,000 | 2018/11/02 | 2019/02/08 | 19.75 |
| 68447 | J P Morgan SP BV – Tencent R Bull CBBC Feb 2019 M | 50,000,000 | 2018/11/02 | 2019/02/08 | 12.50 |
| 68452 | J P Morgan SP BV – Tencent R Bull CBBC Feb 2019 N | 50,000,000 | 2018/11/02 | 2019/02/15 | 12.50 |
| 68692 | J P Morgan SP BV – Tencent R Bull CBBC Mar 2019 O | 50,000,000 | 2018/11/02 | 2019/03/08 | 12.50 |
| 68693 | J P Morgan SP BV – Tencent R Bull CBBC Mar 2019 P | 50,000,000 | 2018/11/02 | 2019/03/15 | 12.50 |
| 68697 | J P Morgan SP BV – Tencent R Bull CBBC Apr 2019 E | 50,000,000 | 2018/11/02 | 2019/04/18 | 23.25 |
| 68699 | J P Morgan SP BV – Tencent R Bull CBBC Jun 2019 A | 50,000,000 | 2018/11/02 | 2019/06/14 | 31.75 |
| 68688 | J P Morgan SP BV – Tencent R Bear CBBC Apr 2019 L | 50,000,000 | 2018/11/02 | 2019/04/18 | 12.50 |
| 68743 | J P Morgan SP BV – Tencent R Bear CBBC Apr 2019 M | 50,000,000 | 2018/11/02 | 2019/04/12 | 12.50 |
| 68402 | Macquarie Bank Ltd. – Tencent R Bull CBBC Feb 2019 Y | 30,700,000 | 2018/11/02 | 2019/02/04 | 10.50 |
| 68409 | Macquarie Bank Ltd. – Tencent R Bull CBBC Feb 2019 Z | 23,800,000 | 2018/11/02 | 2019/02/21 | 10.45 |
| 68399 | Macquarie Bank Ltd. – Tencent R Bull CBBC Mar 2019 O | 32,000,000 | 2018/11/02 | 2019/03/12 | 10.72 |
| 68146 | SG Issuer – Conch Cement R Bull CBBC Jul 2019 A | 80,000,000 | 2018/11/02 | 2019/07/30 | 20.00 |
| 68070 | SG Issuer – ABC R Bull CBBC Nov 2019 A | 60,000,000 | 2018/11/02 | 2019/11/28 | 15.00 |
| 68075 | SG Issuer – ABC R Bull CBBC Dec 2019 A | 60,000,000 | 2018/11/02 | 2019/12/16 | 15.00 |
| 68105 | SG Issuer – ABC R Bull CBBC Dec 2019 B | 60,000,000 | 2018/11/02 | 2019/12/30 | 15.00 |
| 68131 | SG Issuer – ABC R Bear CBBC Dec 2019 A | 60,000,000 | 2018/11/02 | 2019/12/30 | 15.00 |
| 68134 | SG Issuer – AIA R Bull CBBC Jul 2019 G | 60,000,000 | 2018/11/02 | 2019/07/10 | 15.00 |
| 68156 | SG Issuer – China Life R Bear CBBC Apr 2019 C | 40,000,000 | 2018/11/02 | 2019/04/03 | 10.00 |
| 68172 | SG Issuer – Sinopec Corp R Bull CBBC Jul 2019 D | 40,000,000 | 2018/11/02 | 2019/07/15 | 10.00 |
| 68176 | SG Issuer – Galaxy Ent R Bull CBBC Jun 2019 T | 100,000,000 | 2018/11/02 | 2019/06/10 | 25.00 |
| 68178 | SG Issuer – Galaxy Ent R Bull CBBC Jul 2019 H | 100,000,000 | 2018/11/02 | 2019/07/31 | 25.00 |
| 68180 | SG Issuer – HKEX R Bear CBBC Mar 2019 K | 50,000,000 | 2018/11/02 | 2019/03/26 | 12.50 |
| 68377 | SG Issuer – HSI R Bull CBBC Sep 2020 D | 200,000,000 | 2018/11/02 | 2020/09/29 | 50.00 |
| 68382 | SG Issuer – HSI R Bull CBBC Oct 2020 K | 400,000,000 | 2018/11/02 | 2020/10/29 | 100.00 |
| 68381 | SG Issuer – HSI R Bull CBBC Oct 2020 Y | 200,000,000 | 2018/11/02 | 2020/10/29 | 50.00 |
| 68019 | SG Issuer – HSI R Bull CBBC Nov 2020 C | 400,000,000 | 2018/11/02 | 2020/11/27 | 100.00 |
| 68029 | SG Issuer – HSI R Bull CBBC Nov 2020 K | 200,000,000 | 2018/11/02 | 2020/11/27 | 50.00 |
| 67999 | SG Issuer – HSI R Bull CBBC Nov 2020 M | 200,000,000 | 2018/11/02 | 2020/11/27 | 50.00 |
| 68033 | SG Issuer – HSI R Bull CBBC Nov 2020 V | 200,000,000 | 2018/11/02 | 2020/11/27 | 50.00 |
| 68066 | SG Issuer – HSI R Bull CBBC Dec 2020 N | 200,000,000 | 2018/11/02 | 2020/12/30 | 50.00 |
| 68384 | SG Issuer – HSI R Bull CBBC Dec 2020 O | 200,000,000 | 2018/11/02 | 2020/12/30 | 50.00 |
| 68345 | SG Issuer – HSI R Bear CBBC Apr 2019 E | 200,000,000 | 2018/11/02 | 2019/04/29 | 50.00 |
| 68361 | SG Issuer – HSI R Bear CBBC Apr 2019 F | 200,000,000 | 2018/11/02 | 2019/04/29 | 50.00 |
| 68347 | SG Issuer – HSI R Bear CBBC Jul 2019 I | 400,000,000 | 2018/11/02 | 2019/07/30 | 100.00 |
| 68349 | SG Issuer – HSI R Bear CBBC Jul 2019 J | 200,000,000 | 2018/11/02 | 2019/07/30 | 50.00 |
| 68366 | SG Issuer – HSI R Bear CBBC Jul 2019 K | 200,000,000 | 2018/11/02 | 2019/07/30 | 50.00 |
| 68372 | SG Issuer – HSI R Bear CBBC Jul 2019 L | 200,000,000 | 2018/11/02 | 2019/07/30 | 50.00 |
| 68184 | SG Issuer – PetroChina R Bull CBBC Jul 2019 A | 40,000,000 | 2018/11/02 | 2019/07/29 | 10.00 |

主板 可收回牛熊證

| 股份代號 | 牛熊證 | 上市時之發行單位 | 上市日期 | 到期日 | 集資金額 (百萬港元) |
|-------|--|-------------|------------|------------|----------------|
| 68185 | SG Issuer – PetroChina R Bull CBBC Aug 2019 A | 40,000,000 | 2018/11/02 | 2019/08/05 | 10.00 |
| 68226 | SG Issuer – Ping An R Bull CBBC Aug 2019 G | 100,000,000 | 2018/11/02 | 2019/08/02 | 25.00 |
| 68196 | SG Issuer – Ping An R Bear CBBC Apr 2019 L | 100,000,000 | 2018/11/02 | 2019/04/18 | 25.00 |
| 68235 | SG Issuer – Sands China R Bull CBBC Sep 2019 B | 80,000,000 | 2018/11/02 | 2019/09/27 | 20.00 |
| 68231 | SG Issuer – Sands R Bear CBBC Aug 2019 B | 80,000,000 | 2018/11/02 | 2019/08/30 | 20.00 |
| 68271 | SG Issuer – Sunny Optical R Bull CBBC Jul 2019 C | 40,000,000 | 2018/11/02 | 2019/07/30 | 10.40 |
| 68249 | SG Issuer – Sunny Optical R Bear CBBC May 2019 A | 40,000,000 | 2018/11/02 | 2019/05/06 | 10.00 |
| 68281 | SG Issuer – Tencent R Bull CBBC Feb 2019 G | 80,000,000 | 2018/11/02 | 2019/02/20 | 20.00 |
| 68303 | SG Issuer – Tencent R Bull CBBC Feb 2019 Y | 80,000,000 | 2018/11/02 | 2019/02/28 | 20.00 |
| 68069 | SG Issuer – Tencent R Bull CBBC Mar 2019 A | 80,000,000 | 2018/11/02 | 2019/03/29 | 20.00 |
| 68068 | SG Issuer – Tencent R Bull CBBC Mar 2019 Z | 80,000,000 | 2018/11/02 | 2019/03/28 | 20.00 |
| 68333 | SG Issuer – Tencent R Bull CBBC Apr 2019 C | 80,000,000 | 2018/11/02 | 2019/04/08 | 26.00 |
| 68396 | SG Issuer – Tencent R Bull CBBC Apr 2019 D | 80,000,000 | 2018/11/02 | 2019/04/08 | 20.00 |
| 68295 | SG Issuer – Tencent R Bear CBBC Feb 2019 F | 80,000,000 | 2018/11/02 | 2019/02/26 | 20.00 |
| 68392 | SG Issuer – Tencent R Bear CBBC Feb 2019 G | 80,000,000 | 2018/11/02 | 2019/02/25 | 20.00 |
| 67960 | UBS AG – ABC R Bull CBBC Sep 2019 A | 60,000,000 | 2018/11/02 | 2019/09/09 | 15.00 |
| 67962 | UBS AG – ABC R Bull CBBC Oct 2019 A | 60,000,000 | 2018/11/02 | 2019/10/14 | 15.00 |
| 67964 | UBS AG – ABC R Bear CBBC Jun 2019 A | 60,000,000 | 2018/11/02 | 2019/06/17 | 15.00 |
| 67980 | UBS AG – China Life R Bull CBBC Apr 2019 D | 40,000,000 | 2018/11/02 | 2019/04/15 | 10.00 |
| 67982 | UBS AG – China Life R Bear CBBC Feb 2019 C | 40,000,000 | 2018/11/02 | 2019/02/18 | 10.00 |
| 67988 | UBS AG – CSOP A50 ETF R Bull CBBC Sep 2019 C | 50,000,000 | 2018/11/02 | 2019/09/23 | 12.50 |
| 67862 | UBS AG – HKEX R Bull CBBC Mar 2019 J | 50,000,000 | 2018/11/02 | 2019/03/18 | 12.50 |
| 67958 | UBS AG – HSBC R Bull CBBC Jul 2019 D | 50,000,000 | 2018/11/02 | 2019/07/22 | 12.50 |
| 67806 | UBS AG – HSI R Bull CBBC Oct 2019 E | 200,000,000 | 2018/11/02 | 2019/10/30 | 50.00 |
| 67842 | UBS AG – HSI R Bull CBBC Nov 2019 F | 200,000,000 | 2018/11/02 | 2019/11/28 | 50.00 |
| 67825 | UBS AG – HSI R Bull CBBC Nov 2019 N | 200,000,000 | 2018/11/02 | 2019/11/28 | 50.00 |
| 67832 | UBS AG – HSI R Bull CBBC Nov 2019 T | 250,000,000 | 2018/11/02 | 2019/11/28 | 62.50 |
| 67896 | UBS AG – HSI R Bull CBBC Dec 2019 C | 200,000,000 | 2018/11/02 | 2019/12/30 | 50.00 |
| 67829 | UBS AG – HSI R Bull CBBC Sep 2020 I | 200,000,000 | 2018/11/02 | 2020/09/29 | 50.00 |
| 67820 | UBS AG – HSI R Bull CBBC Nov 2020 F | 250,000,000 | 2018/11/02 | 2020/11/27 | 62.50 |
| 67839 | UBS AG – HSI R Bull CBBC Nov 2020 J | 200,000,000 | 2018/11/02 | 2020/11/27 | 50.00 |
| 67881 | UBS AG – HSI R Bull CBBC Nov 2020 O | 200,000,000 | 2018/11/02 | 2020/11/27 | 50.00 |
| 67954 | UBS AG – HSI R Bull CBBC Nov 2020 P | 250,000,000 | 2018/11/02 | 2020/11/27 | 62.50 |
| 67897 | UBS AG – HSI R Bear CBBC Feb 2019 E | 200,000,000 | 2018/11/02 | 2019/02/27 | 50.00 |
| 67913 | UBS AG – HSI R Bear CBBC Mar 2019 W | 200,000,000 | 2018/11/02 | 2019/03/28 | 50.00 |
| 67923 | UBS AG – HSI R Bear CBBC Mar 2019 X | 200,000,000 | 2018/11/02 | 2019/03/28 | 50.00 |
| 67936 | UBS AG – HSI R Bear CBBC Mar 2019 Y | 200,000,000 | 2018/11/02 | 2019/03/28 | 50.00 |
| 67944 | UBS AG – HSI R Bear CBBC Mar 2019 Z | 200,000,000 | 2018/11/02 | 2019/03/28 | 50.00 |
| 67902 | UBS AG – HSI R Bear CBBC Apr 2019 H | 200,000,000 | 2018/11/02 | 2019/04/29 | 50.00 |
| 67934 | UBS AG – HSI R Bear CBBC Apr 2019 I | 200,000,000 | 2018/11/02 | 2019/04/29 | 50.00 |
| 67997 | UBS AG – Ping An R Bull CBBC Feb 2019 K | 100,000,000 | 2018/11/02 | 2019/02/25 | 25.00 |
| 67989 | UBS AG – Ping An R Bear CBBC Apr 2019 F | 100,000,000 | 2018/11/02 | 2019/04/10 | 25.00 |
| 67848 | UBS AG – Tencent R Bull CBBC Feb 2019 X | 40,000,000 | 2018/11/02 | 2019/02/18 | 10.00 |
| 67861 | UBS AG – Tencent R Bull CBBC Mar 2019 M | 40,000,000 | 2018/11/02 | 2019/03/08 | 10.00 |
| 67978 | UBS AG – Tencent R Bear CBBC Feb 2019 X | 40,000,000 | 2018/11/02 | 2019/02/22 | 10.00 |

主板 可收回牛熊證

| 股份 代號 | 牛熊證 | 上市時之 發行單位 | 上市日期 | 到期日 | 集資金額 (百萬港元) |
|----------|--|--------------|------------|------------|----------------|
| 67973 | UBS AG – Tencent R Bear CBBC Mar 2019 Q | 40,000,000 | 2018/11/02 | 2019/03/07 | 10.00 |
| 67976 | UBS AG – Tencent R Bear CBBC Mar 2019 R | 40,000,000 | 2018/11/02 | 2019/03/01 | 10.00 |
| 67968 | UBS AG – WuXi Bio R Bull CBBC Jun 2019 A | 40,000,000 | 2018/11/02 | 2019/06/10 | 10.00 |
| 67971 | UBS AG – WuXi Bio R Bull CBBC Jun 2019 B | 40,000,000 | 2018/11/02 | 2019/06/24 | 10.00 |
| 67448 | Bank Vontobel – China Mobile R Bull CBBC Aug 2019 B | 40,000,000 | 2018/11/02 | 2019/08/02 | 10.00 |
| 67442 | Bank Vontobel – China Life R Bull CBBC Nov 2019 A | 40,000,000 | 2018/11/02 | 2019/11/15 | 16.20 |
| 67449 | Bank Vontobel – China Life R Bear CBBC Aug 2019 C | 40,000,000 | 2018/11/02 | 2019/08/16 | 10.00 |
| 67430 | Bank Vontobel – HSI R Bull CBBC Sep 2019 E | 80,000,000 | 2018/11/02 | 2019/09/27 | 20.00 |
| 67437 | Bank Vontobel – HSI R Bear CBBC Feb 2019 W | 80,000,000 | 2018/11/02 | 2019/02/27 | 20.00 |
| 67490 | Bank Vontobel – Tencent R Bull CBBC Aug 2019 A | 40,000,000 | 2018/11/02 | 2019/08/16 | 10.00 |
| 67468 | Bank Vontobel – Tencent R Bear CBBC Aug 2019 C | 40,000,000 | 2018/11/02 | 2019/08/09 | 10.00 |
| 68925 | BNP Paribas Issuance B.V. – CC Bank R Bear CBBC May 2019 M | 100,000,000 | 2018/11/05 | 2019/05/30 | 25.00 |
| 68904 | BNP Paribas Issuance B.V. – HKEX R Bull CBBC May 2019 X | 50,000,000 | 2018/11/05 | 2019/05/30 | 12.50 |
| 69091 | BNP Paribas Issuance B.V. – HKEX R Bear CBBC Mar 2019 V | 50,000,000 | 2018/11/05 | 2019/03/28 | 12.50 |
| 68909 | BNP Paribas Issuance B.V. – Ping An R Bull CBBC Jun 2019 T | 200,000,000 | 2018/11/05 | 2019/06/27 | 50.00 |
| 68914 | BNP Paribas Issuance B.V. – Ping An R Bear CBBC Aug 2019 M | 200,000,000 | 2018/11/05 | 2019/08/29 | 50.00 |
| 68922 | BNP Paribas Issuance B.V. – Ping An R Bear CBBC Aug 2019 N | 200,000,000 | 2018/11/05 | 2019/08/29 | 50.00 |
| 68952 | BNP Paribas Issuance B.V. – Tencent R Bull CBBC Jul 2019 W | 50,000,000 | 2018/11/05 | 2019/07/30 | 12.50 |
| 68932 | BNP Paribas Issuance B.V. – Tencent R Bear CBBC Apr 2019 D | 50,000,000 | 2018/11/05 | 2019/04/29 | 12.50 |
| 69416 | Credit Suisse AG – Geely Auto R Bear CBBC Sep 2019 A | 40,000,000 | 2018/11/05 | 2019/09/30 | 10.00 |
| 69418 | Credit Suisse AG – HSBC R Bull CBBC Nov 2019 B | 70,000,000 | 2018/11/05 | 2019/11/28 | 17.50 |
| 69478 | Credit Suisse AG – HSCEI R Bull CBBC Jul 2020 A | 100,000,000 | 2018/11/05 | 2020/07/30 | 25.00 |
| 69427 | Credit Suisse AG – HSCEI R Bear CBBC Oct 2019 A | 100,000,000 | 2018/11/05 | 2019/10/30 | 25.00 |
| 69523 | Credit Suisse AG – HSI R Bull CBBC Aug 2020 S | 200,000,000 | 2018/11/05 | 2020/08/28 | 50.00 |
| 69483 | Credit Suisse AG – HSI R Bull CBBC Oct 2020 S | 200,000,000 | 2018/11/05 | 2020/10/29 | 50.00 |
| 69389 | Credit Suisse AG – HSI R Bear CBBC Mar 2019 Y | 200,000,000 | 2018/11/05 | 2019/03/28 | 50.00 |
| 69388 | Credit Suisse AG – HSI R Bear CBBC Apr 2019 Z | 200,000,000 | 2018/11/05 | 2019/04/29 | 50.00 |
| 69558 | Credit Suisse AG – Ping An R Bull CBBC Nov 2019 A | 80,000,000 | 2018/11/05 | 2019/11/27 | 20.00 |
| 69391 | Credit Suisse AG – Ping An R Bear CBBC Aug 2019 A | 50,000,000 | 2018/11/05 | 2019/08/22 | 12.50 |
| 69406 | Credit Suisse AG – Tencent R Bear CBBC Aug 2019 A | 50,000,000 | 2018/11/05 | 2019/08/30 | 12.50 |
| 69373 | Goldman Sachs SP (Asia) – China Mobile R Bull CBBC May 2019A | 100,000,000 | 2018/11/05 | 2019/05/10 | 25.00 |
| 69327 | Goldman Sachs SP (Asia) – Galaxy Ent R Bull CBBC Jul 2019 L | 100,000,000 | 2018/11/05 | 2019/07/26 | 25.00 |
| 68750 | Goldman Sachs SP (Asia) – HKEX R Bull CBBC Feb 2019 T | 100,000,000 | 2018/11/05 | 2019/02/18 | 25.00 |
| 69365 | Goldman Sachs SP (Asia) – HSBC R Bull CBBC Sep 2019 R | 100,000,000 | 2018/11/05 | 2019/09/27 | 25.00 |
| 68744 | Goldman Sachs SP (Asia) – HSI R Bull CBBC Dec 2020 R | 200,000,000 | 2018/11/05 | 2020/12/30 | 50.00 |
| 69310 | Goldman Sachs SP (Asia) – HSI R Bull CBBC Dec 2020 V | 200,000,000 | 2018/11/05 | 2020/12/30 | 50.00 |
| 68747 | Goldman Sachs SP (Asia) – HSI R Bear CBBC Mar 2019 D | 200,000,000 | 2018/11/05 | 2019/03/28 | 50.00 |
| 68953 | Goldman Sachs SP (Asia) – HSI R Bear CBBC Mar 2019 E | 200,000,000 | 2018/11/05 | 2019/03/28 | 50.00 |
| 68749 | Goldman Sachs SP (Asia) – Ping An R Bull CBBC Jul 2019 X | 100,000,000 | 2018/11/05 | 2019/07/25 | 25.00 |
| 68751 | Goldman Sachs SP (Asia) – Tencent R Bull CBBC Feb 2019 J | 100,000,000 | 2018/11/05 | 2019/02/26 | 25.00 |
| 69315 | Goldman Sachs SP (Asia) – Tencent R Bull CBBC Mar 2019 V | 100,000,000 | 2018/11/05 | 2019/03/11 | 25.00 |
| 68879 | HK Bank – Country Garden R Bull CBBC Apr 2019 C | 40,000,000 | 2018/11/05 | 2019/04/15 | 10.00 |
| 68878 | HK Bank – China Mobile R Bear CBBC Apr 2019 A | 40,000,000 | 2018/11/05 | 2019/04/01 | 10.00 |
| 68876 | HK Bank – CNOOC R Bear CBBC Mar 2019 F | 40,000,000 | 2018/11/05 | 2019/03/18 | 10.00 |
| 68799 | HK Bank – HSI R Bull CBBC Sep 2019 S | 100,000,000 | 2018/11/05 | 2019/09/27 | 25.00 |

主板 可收回牛熊證

| 股份代號 | 牛熊證 | 上市時之發行單位 | 上市日期 | 到期日 | 集資金額 (百萬港元) |
|-------|--|-------------|------------|------------|-------------|
| 68813 | HK Bank – HSI R Bull CBBC Mar 2020 I | 150,000,000 | 2018/11/05 | 2020/03/30 | 37.50 |
| 68814 | HK Bank – HSI R Bull CBBC Mar 2020 J | 150,000,000 | 2018/11/05 | 2020/03/30 | 37.50 |
| 68821 | HK Bank – HSI R Bear CBBC Apr 2019 Q | 150,000,000 | 2018/11/05 | 2019/04/29 | 37.50 |
| 68826 | HK Bank – HSI R Bear CBBC Apr 2019 R | 150,000,000 | 2018/11/05 | 2019/04/29 | 37.50 |
| 68796 | HK Bank – Ping An R Bull CBBC Mar 2019 Q | 100,000,000 | 2018/11/05 | 2019/03/18 | 25.00 |
| 68863 | HK Bank – Ping An R Bull CBBC Apr 2019 D | 100,000,000 | 2018/11/05 | 2019/04/15 | 25.00 |
| 68772 | HK Bank – Tencent R Bull CBBC Mar 2019 G | 60,000,000 | 2018/11/05 | 2019/03/18 | 15.00 |
| 68828 | HK Bank – Tencent R Bull CBBC Aug 2019 A | 60,000,000 | 2018/11/05 | 2019/08/12 | 39.00 |
| 68833 | HK Bank – Tencent R Bear CBBC Mar 2019 B | 50,000,000 | 2018/11/05 | 2019/03/04 | 12.50 |
| 68857 | HK Bank – Tencent R Bear CBBC Apr 2019 K | 50,000,000 | 2018/11/05 | 2019/04/23 | 15.00 |
| 69080 | J P Morgan SP BV – Galaxy Ent R Bear CBBC May 2019 A | 100,000,000 | 2018/11/05 | 2019/05/10 | 25.00 |
| 69065 | J P Morgan SP BV – HSBC R Bull CBBC May 2019 A | 100,000,000 | 2018/11/05 | 2019/05/10 | 25.00 |
| 69036 | J P Morgan SP BV – HSI R Bull CBBC Oct 2020 B | 200,000,000 | 2018/11/05 | 2020/10/29 | 50.00 |
| 69089 | J P Morgan SP BV – HSI R Bull CBBC Nov 2020 V | 200,000,000 | 2018/11/05 | 2020/11/27 | 50.00 |
| 69040 | J P Morgan SP BV – HSI R Bear CBBC Feb 2019 N | 200,000,000 | 2018/11/05 | 2019/02/27 | 50.00 |
| 69041 | J P Morgan SP BV – HSI R Bear CBBC Feb 2019 O | 200,000,000 | 2018/11/05 | 2019/02/27 | 50.00 |
| 69042 | J P Morgan SP BV – HSI R Bear CBBC Feb 2019 P | 200,000,000 | 2018/11/05 | 2019/02/27 | 50.00 |
| 69062 | J P Morgan SP BV – Tencent R Bull CBBC Mar 2019 Q | 50,000,000 | 2018/11/05 | 2019/03/08 | 12.50 |
| 69063 | J P Morgan SP BV – Tencent R Bear CBBC Feb 2019 U | 50,000,000 | 2018/11/05 | 2019/02/15 | 12.50 |
| 69086 | J P Morgan SP BV – Tencent R Bear CBBC Apr 2019 N | 50,000,000 | 2018/11/05 | 2019/04/12 | 12.50 |
| 68966 | Macquarie Bank Ltd. – Tencent R Bull CBBC Feb 2019 A | 35,100,000 | 2018/11/05 | 2019/02/28 | 10.67 |
| 68986 | Macquarie Bank Ltd. – Tencent R Bull CBBC Feb 2019 B | 33,100,000 | 2018/11/05 | 2019/02/20 | 10.59 |
| 68992 | Macquarie Bank Ltd. – Tencent R Bull CBBC Apr 2019 A | 33,100,000 | 2018/11/05 | 2019/04/08 | 15.79 |
| 69223 | SG Issuer – AIA R Bear CBBC Apr 2019 B | 60,000,000 | 2018/11/05 | 2019/04/10 | 15.00 |
| 69232 | SG Issuer – Sinopec Corp R Bull CBBC Jul 2019 E | 40,000,000 | 2018/11/05 | 2019/07/10 | 10.00 |
| 69110 | SG Issuer – HKEX R Bull CBBC Jul 2019 M | 50,000,000 | 2018/11/05 | 2019/07/05 | 12.50 |
| 69234 | SG Issuer – HSBC R Bull CBBC Jun 2019 M | 100,000,000 | 2018/11/05 | 2019/06/24 | 25.00 |
| 69238 | SG Issuer – HSBC R Bull CBBC Jul 2019 F | 100,000,000 | 2018/11/05 | 2019/07/10 | 25.00 |
| 69186 | SG Issuer – HSBC R Bear CBBC Mar 2019 C | 100,000,000 | 2018/11/05 | 2019/03/28 | 25.00 |
| 69193 | SG Issuer – HSBC R Bear CBBC Apr 2019 E | 100,000,000 | 2018/11/05 | 2019/04/08 | 25.00 |
| 69308 | SG Issuer – HSI R Bull CBBC Oct 2020 Z | 200,000,000 | 2018/11/05 | 2020/10/29 | 50.00 |
| 69102 | SG Issuer – HSI R Bull CBBC Nov 2020 Y | 200,000,000 | 2018/11/05 | 2020/11/27 | 50.00 |
| 69166 | SG Issuer – HSI R Bear CBBC Apr 2019 L | 200,000,000 | 2018/11/05 | 2019/04/29 | 50.00 |
| 69168 | SG Issuer – HSI R Bear CBBC May 2019 T | 200,000,000 | 2018/11/05 | 2019/05/30 | 50.00 |
| 69173 | SG Issuer – HSI R Bear CBBC May 2019 U | 200,000,000 | 2018/11/05 | 2019/05/30 | 50.00 |
| 69183 | SG Issuer – HSI R Bear CBBC Jul 2019 M | 200,000,000 | 2018/11/05 | 2019/07/30 | 50.00 |
| 69287 | SG Issuer – HSI R Bear CBBC Jul 2019 N | 200,000,000 | 2018/11/05 | 2019/07/30 | 50.00 |
| 69128 | SG Issuer – Ping An R Bull CBBC Apr 2019 G | 100,000,000 | 2018/11/05 | 2019/04/24 | 25.00 |
| 69140 | SG Issuer – Ping An R Bull CBBC Apr 2019 H | 100,000,000 | 2018/11/05 | 2019/04/26 | 25.00 |
| 69198 | SG Issuer – Ping An R Bear CBBC Apr 2019 M | 100,000,000 | 2018/11/05 | 2019/04/29 | 25.00 |
| 69258 | SG Issuer – Sunny Optical R Bear CBBC Apr 2019 E | 40,000,000 | 2018/11/05 | 2019/04/10 | 10.00 |
| 69150 | SG Issuer – Tencent R Bull CBBC Feb 2019 I | 80,000,000 | 2018/11/05 | 2019/02/20 | 20.00 |
| 69151 | SG Issuer – Tencent R Bull CBBC Feb 2019 K | 80,000,000 | 2018/11/05 | 2019/02/28 | 20.00 |
| 69154 | SG Issuer – Tencent R Bull CBBC Mar 2019 B | 80,000,000 | 2018/11/05 | 2019/03/26 | 20.00 |
| 69270 | SG Issuer – Tencent R Bear CBBC Feb 2019 H | 80,000,000 | 2018/11/05 | 2019/02/18 | 20.00 |

主板 可收回牛熊證

| 股份 代號 | 牛熊證 | 上市時之 發行單位 | 上市日期 | 到期日 | 集資金額 (百萬港元) |
|----------|--|--------------|------------|------------|----------------|
| 69220 | SG Issuer – Tencent R Bear CBBC Mar 2019 C | 80,000,000 | 2018/11/05 | 2019/03/28 | 20.00 |
| 68999 | UBS AG – HSBC R Bull CBBC Jun 2019 I | 50,000,000 | 2018/11/05 | 2019/06/25 | 12.50 |
| 69000 | UBS AG – HSBC R Bull CBBC Jul 2019 E | 50,000,000 | 2018/11/05 | 2019/07/18 | 12.50 |
| 69028 | UBS AG – HSI R Bull CBBC Nov 2020 B | 200,000,000 | 2018/11/05 | 2020/11/27 | 50.00 |
| 69031 | UBS AG – HSI R Bull CBBC Nov 2020 E | 200,000,000 | 2018/11/05 | 2020/11/27 | 50.00 |
| 69032 | UBS AG – HSI R Bull CBBC Dec 2020 K | 200,000,000 | 2018/11/05 | 2020/12/30 | 52.00 |
| 68761 | UBS AG – HSI R Bear CBBC Mar 2019 H | 200,000,000 | 2018/11/05 | 2019/03/28 | 50.00 |
| 68996 | UBS AG – HSI R Bear CBBC Mar 2019 I | 200,000,000 | 2018/11/05 | 2019/03/28 | 50.00 |
| 68763 | UBS AG – HSI R Bear CBBC Apr 2019 J | 200,000,000 | 2018/11/05 | 2019/04/29 | 50.00 |
| 68753 | UBS AG – HSI R Bear CBBC May 2019 A | 300,000,000 | 2018/11/05 | 2019/05/30 | 75.00 |
| 69023 | UBS AG – Ping An R Bull CBBC Mar 2019 I | 100,000,000 | 2018/11/05 | 2019/03/20 | 25.00 |
| 69035 | UBS AG – Ping An R Bear CBBC Mar 2019 G | 100,000,000 | 2018/11/05 | 2019/03/27 | 25.00 |
| 69022 | UBS AG – Tencent R Bull CBBC Apr 2019 I | 40,000,000 | 2018/11/05 | 2019/04/25 | 10.00 |
| 69033 | UBS AG – Tencent R Bear CBBC May 2019 C | 40,000,000 | 2018/11/05 | 2019/05/03 | 10.00 |
| 68875 | Bank Vontobel – HSI N Bull CBBC Apr 2019 Y | 80,000,000 | 2018/11/05 | 2019/04/29 | 20.00 |
| 68866 | Bank Vontobel – HSI N Bear CBBC Feb 2019 X | 80,000,000 | 2018/11/05 | 2019/02/27 | 20.00 |
| 68869 | Bank Vontobel – Tencent R Bull CBBC Aug 2019 B | 40,000,000 | 2018/11/05 | 2019/08/16 | 10.00 |
| 69750 | BNP Paribas Issuance B.V. – Galaxy Ent R Bull CBBC Nov 2019S | 150,000,000 | 2018/11/06 | 2019/11/28 | 37.50 |
| 69751 | BNP Paribas Issuance B.V. – Galaxy Ent R Bear CBBC Aug 2019O | 150,000,000 | 2018/11/06 | 2019/08/29 | 37.50 |
| 69740 | BNP Paribas Issuance B.V. – HSCEI R Bull CBBC Sep 2019 J | 100,000,000 | 2018/11/06 | 2019/09/27 | 25.00 |
| 69947 | BNP Paribas Issuance B.V. – HSCEI R Bear CBBC Apr 2019 I | 100,000,000 | 2018/11/06 | 2019/04/29 | 25.00 |
| 69807 | BNP Paribas Issuance B.V. – HSI R Bull CBBC Dec 2019 Y | 250,000,000 | 2018/11/06 | 2019/12/30 | 62.50 |
| 69814 | BNP Paribas Issuance B.V. – HSI R Bull CBBC Dec 2019 Z | 250,000,000 | 2018/11/06 | 2019/12/30 | 72.50 |
| 69938 | BNP Paribas Issuance B.V. – HSI R Bear CBBC Feb 2019 Z | 250,000,000 | 2018/11/06 | 2019/02/27 | 62.50 |
| 69779 | BNP Paribas Issuance B.V. – Tencent R Bull CBBC Jul 2019 X | 50,000,000 | 2018/11/06 | 2019/07/30 | 12.50 |
| 57510 | Credit Suisse AG – Geely Auto R Bull CBBC Jul 2019 B | 40,000,000 | 2018/11/06 | 2019/07/18 | 10.00 |
| 57480 | Credit Suisse AG – Geely Auto R Bear CBBC May 2019 A | 40,000,000 | 2018/11/06 | 2019/05/06 | 10.00 |
| 57953 | Credit Suisse AG – HSBC R Bull CBBC Sep 2019 A | 70,000,000 | 2018/11/06 | 2019/09/30 | 17.50 |
| 57332 | Credit Suisse AG – HSI R Bull CBBC Oct 2020 T | 200,000,000 | 2018/11/06 | 2020/10/29 | 50.00 |
| 57333 | Credit Suisse AG – HSI R Bull CBBC Nov 2020 C | 200,000,000 | 2018/11/06 | 2020/11/27 | 50.00 |
| 57363 | Credit Suisse AG – HSI R Bear CBBC Apr 2019 C | 200,000,000 | 2018/11/06 | 2019/04/29 | 50.00 |
| 57422 | Credit Suisse AG – HSI R Bear CBBC Apr 2019 D | 200,000,000 | 2018/11/06 | 2019/04/29 | 50.00 |
| 57923 | Credit Suisse AG – HSI R Bear CBBC May 2019 I | 200,000,000 | 2018/11/06 | 2019/05/30 | 50.00 |
| 57946 | Credit Suisse AG – HSI R Bear CBBC May 2019 J | 200,000,000 | 2018/11/06 | 2019/05/30 | 50.00 |
| 57831 | Credit Suisse AG – Ping An R Bull CBBC Oct 2019 A | 80,000,000 | 2018/11/06 | 2019/10/14 | 20.00 |
| 57561 | Credit Suisse AG – Ping An R Bear CBBC Aug 2019 B | 50,000,000 | 2018/11/06 | 2019/08/02 | 12.50 |
| 57903 | Credit Suisse AG – Tencent R Bull CBBC Aug 2019 A | 50,000,000 | 2018/11/06 | 2019/08/30 | 26.00 |
| 57898 | Credit Suisse AG – Tencent R Bear CBBC Jun 2019 B | 50,000,000 | 2018/11/06 | 2019/06/21 | 12.50 |
| 57472 | Credit Suisse AG – Tencent R Bear CBBC Aug 2019 B | 50,000,000 | 2018/11/06 | 2019/08/28 | 12.50 |
| 57314 | Goldman Sachs SP (Asia) – HSBC R Bull CBBC Sep 2019 S | 100,000,000 | 2018/11/06 | 2019/09/27 | 25.00 |
| 57141 | Goldman Sachs SP (Asia) – HSI R Bull CBBC Nov 2020 C | 200,000,000 | 2018/11/06 | 2020/11/27 | 50.00 |
| 57203 | Goldman Sachs SP (Asia) – HSI R Bull CBBC Nov 2020 D | 200,000,000 | 2018/11/06 | 2020/11/27 | 50.00 |
| 57209 | Goldman Sachs SP (Asia) – HSI R Bear CBBC Feb 2019 P | 200,000,000 | 2018/11/06 | 2019/02/27 | 50.00 |
| 57229 | Goldman Sachs SP (Asia) – HSI R Bear CBBC Feb 2019 R | 200,000,000 | 2018/11/06 | 2019/02/27 | 50.00 |
| 57277 | Goldman Sachs SP (Asia) – HSI R Bear CBBC Mar 2019 F | 200,000,000 | 2018/11/06 | 2019/03/28 | 50.00 |

主板 可收回牛熊證

| 股份代號 | 牛熊證 | 上市時之發行單位 | 上市日期 | 到期日 | 集資金額 (百萬港元) |
|-------|--|-------------|------------|------------|----------------|
| 57185 | Goldman Sachs SP (Asia) – Ping An R Bull CBBC Jul 2019 W | 100,000,000 | 2018/11/06 | 2019/07/25 | 25.00 |
| 57313 | Goldman Sachs SP (Asia) – Ping An R Bear CBBC Dec 2019 A | 80,000,000 | 2018/11/06 | 2019/12/31 | 20.00 |
| 69560 | Goldman Sachs SP (Asia) – Tencent R Bull CBBC Feb 2019 C | 100,000,000 | 2018/11/06 | 2019/02/26 | 25.00 |
| 57164 | Goldman Sachs SP (Asia) – Tencent R Bull CBBC Feb 2019 F | 100,000,000 | 2018/11/06 | 2019/02/27 | 25.00 |
| 57165 | Goldman Sachs SP (Asia) – Tencent R Bull CBBC Feb 2019 L | 100,000,000 | 2018/11/06 | 2019/02/27 | 25.00 |
| 57177 | Goldman Sachs SP (Asia) – Tencent R Bear CBBC Feb 2019 G | 80,000,000 | 2018/11/06 | 2019/02/27 | 20.00 |
| 69915 | HK Bank – China Mobile R Bull CBBC Apr 2019 A | 50,000,000 | 2018/11/06 | 2019/04/15 | 12.50 |
| 69919 | HK Bank – Sinopec Corp R Bull CBBC Apr 2019 A | 80,000,000 | 2018/11/06 | 2019/04/01 | 20.00 |
| 69914 | HK Bank – Geely Auto R Bear CBBC Mar 2019 A | 40,000,000 | 2018/11/06 | 2019/03/11 | 10.00 |
| 69901 | HK Bank – Galaxy Ent R Bear CBBC May 2019 A | 40,000,000 | 2018/11/06 | 2019/05/14 | 10.00 |
| 69890 | HK Bank – HKEX R Bull CBBC Mar 2019 P | 50,000,000 | 2018/11/06 | 2019/03/07 | 12.50 |
| 69896 | HK Bank – HKEX R Bear CBBC Mar 2019 J | 40,000,000 | 2018/11/06 | 2019/03/14 | 10.00 |
| 69888 | HK Bank – HSCEI R Bull CBBC Sep 2019 G | 60,000,000 | 2018/11/06 | 2019/09/27 | 15.00 |
| 69871 | HK Bank – HSI R Bear CBBC Apr 2019 S | 100,000,000 | 2018/11/06 | 2019/04/29 | 25.00 |
| 69887 | HK Bank – HSI R Bear CBBC Apr 2019 T | 200,000,000 | 2018/11/06 | 2019/04/29 | 50.00 |
| 69878 | HK Bank – Tencent R Bull CBBC Apr 2019 S | 60,000,000 | 2018/11/06 | 2019/04/01 | 15.00 |
| 69921 | HK Bank – Tencent R Bull CBBC Jul 2019 E | 60,000,000 | 2018/11/06 | 2019/07/22 | 30.60 |
| 69850 | HK Bank – Tencent R Bear CBBC Mar 2019 G | 50,000,000 | 2018/11/06 | 2019/03/25 | 12.50 |
| 69829 | Haitong Int'l Sec – Galaxy Ent R Bull CBBC May 2019 D | 40,000,000 | 2018/11/06 | 2019/05/29 | 10.04 |
| 69654 | Haitong Int'l Sec – HSI R Bull CBBC Oct 2019 Q | 120,000,000 | 2018/11/06 | 2019/10/30 | 30.00 |
| 69689 | Haitong Int'l Sec – HSI R Bull CBBC Dec 2019 N | 120,000,000 | 2018/11/06 | 2019/12/30 | 30.00 |
| 69698 | Haitong Int'l Sec – HSI R Bull CBBC Dec 2019 O | 120,000,000 | 2018/11/06 | 2019/12/30 | 30.00 |
| 69642 | Haitong Int'l Sec – HSI R Bull CBBC Jan 2020 I | 120,000,000 | 2018/11/06 | 2020/01/30 | 30.00 |
| 69674 | Haitong Int'l Sec – HSI R Bull CBBC Jan 2020 J | 120,000,000 | 2018/11/06 | 2020/01/30 | 30.00 |
| 69707 | Haitong Int'l Sec – HSI R Bear CBBC Feb 2019 J | 120,000,000 | 2018/11/06 | 2019/02/27 | 30.00 |
| 69731 | Haitong Int'l Sec – HSI R Bear CBBC Feb 2019 K | 120,000,000 | 2018/11/06 | 2019/02/27 | 30.00 |
| 69739 | Haitong Int'l Sec – HSI R Bear CBBC Feb 2019 L | 120,000,000 | 2018/11/06 | 2019/02/27 | 30.00 |
| 69703 | Haitong Int'l Sec – HSI R Bear CBBC Mar 2019 A | 120,000,000 | 2018/11/06 | 2019/03/28 | 30.00 |
| 69830 | Haitong Int'l Sec – Tencent R Bull CBBC Mar 2019 Q | 40,000,000 | 2018/11/06 | 2019/03/14 | 10.00 |
| 69831 | Haitong Int'l Sec – Tencent R Bull CBBC Mar 2019 R | 40,000,000 | 2018/11/06 | 2019/03/19 | 10.16 |
| 69847 | Haitong Int'l Sec – Tencent R Bear CBBC Mar 2019 I | 40,000,000 | 2018/11/06 | 2019/03/25 | 10.12 |
| 69838 | Haitong Int'l Sec – Tencent R Bear CBBC Apr 2019 K | 40,000,000 | 2018/11/06 | 2019/04/02 | 10.16 |
| 57016 | J P Morgan SP BV – HSI R Bull CBBC Sep 2020 V | 200,000,000 | 2018/11/06 | 2020/09/29 | 50.00 |
| 57025 | J P Morgan SP BV – HSI R Bull CBBC Sep 2020 W | 200,000,000 | 2018/11/06 | 2020/09/29 | 50.00 |
| 57019 | J P Morgan SP BV – HSI R Bull CBBC Sep 2020 Z | 200,000,000 | 2018/11/06 | 2020/09/29 | 50.00 |
| 57027 | J P Morgan SP BV – HSI R Bull CBBC Oct 2020 C | 200,000,000 | 2018/11/06 | 2020/10/29 | 50.00 |
| 57017 | J P Morgan SP BV – HSI R Bull CBBC Oct 2020 E | 200,000,000 | 2018/11/06 | 2020/10/29 | 50.00 |
| 57023 | J P Morgan SP BV – HSI R Bull CBBC Oct 2020 F | 200,000,000 | 2018/11/06 | 2020/10/29 | 50.00 |
| 57028 | J P Morgan SP BV – HSI R Bull CBBC Nov 2020 S | 200,000,000 | 2018/11/06 | 2020/11/27 | 79.00 |
| 57035 | J P Morgan SP BV – HSI R Bear CBBC Feb 2019 Q | 200,000,000 | 2018/11/06 | 2019/02/27 | 50.00 |
| 57015 | J P Morgan SP BV – Tencent R Bull CBBC Feb 2019 A | 50,000,000 | 2018/11/06 | 2019/02/15 | 12.50 |
| 57031 | J P Morgan SP BV – Tencent R Bull CBBC Mar 2019 R | 50,000,000 | 2018/11/06 | 2019/03/08 | 12.50 |
| 57032 | J P Morgan SP BV – Tencent R Bull CBBC Mar 2019 S | 50,000,000 | 2018/11/06 | 2019/03/15 | 16.75 |
| 57033 | J P Morgan SP BV – Tencent R Bull CBBC Mar 2019 T | 50,000,000 | 2018/11/06 | 2019/03/15 | 20.75 |
| 57034 | J P Morgan SP BV – Tencent R Bull CBBC May 2019 A | 50,000,000 | 2018/11/06 | 2019/05/10 | 32.75 |

主板 可收回牛熊證

| 股份代號 | 牛熊證 | 上市時之發行單位 | 上市日期 | 到期日 | 集資金額 (百萬港元) |
|-------|--|-------------|------------|------------|----------------|
| 57029 | J P Morgan SP BV – Tencent R Bear CBBC Mar 2019 N | 50,000,000 | 2018/11/06 | 2019/03/15 | 12.50 |
| 57030 | J P Morgan SP BV – Tencent R Bear CBBC Mar 2019 O | 50,000,000 | 2018/11/06 | 2019/03/08 | 12.50 |
| 57039 | Macquarie Bank Ltd. – Tencent R Bull CBBC Feb 2019 C | 27,200,000 | 2018/11/06 | 2019/02/28 | 10.55 |
| 57038 | Macquarie Bank Ltd. – Tencent R Bull CBBC Mar 2019 P | 30,000,000 | 2018/11/06 | 2019/03/26 | 10.80 |
| 57046 | SG Issuer – AIA R Bull CBBC Jul 2019 H | 60,000,000 | 2018/11/06 | 2019/07/08 | 15.00 |
| 57047 | SG Issuer – Bank of China R Bull CBBC Sep 2019 D | 100,000,000 | 2018/11/06 | 2019/09/27 | 25.00 |
| 57048 | SG Issuer – CC Bank R Bull CBBC Aug 2019 Q | 100,000,000 | 2018/11/06 | 2019/08/05 | 25.00 |
| 57049 | SG Issuer – CC Bank R Bull CBBC Aug 2019 R | 100,000,000 | 2018/11/06 | 2019/08/08 | 25.00 |
| 57050 | SG Issuer – China Life R Bull CBBC Apr 2019 A | 40,000,000 | 2018/11/06 | 2019/04/25 | 10.00 |
| 57051 | SG Issuer – China Life R Bull CBBC Jul 2019 A | 40,000,000 | 2018/11/06 | 2019/07/30 | 16.20 |
| 57052 | SG Issuer – CM Bank R Bull CBBC Dec 2019 A | 60,000,000 | 2018/11/06 | 2019/12/20 | 15.00 |
| 57054 | SG Issuer – Geely Auto R Bear CBBC Jul 2019 A | 40,000,000 | 2018/11/06 | 2019/07/08 | 10.00 |
| 57044 | SG Issuer – HSCEI R Bull CBBC Sep 2020 M | 100,000,000 | 2018/11/06 | 2020/09/29 | 25.00 |
| 57069 | SG Issuer – HSI R Bull CBBC Sep 2020 P | 200,000,000 | 2018/11/06 | 2020/09/29 | 50.00 |
| 57070 | SG Issuer – HSI R Bull CBBC Oct 2020 D | 200,000,000 | 2018/11/06 | 2020/10/29 | 50.00 |
| 57072 | SG Issuer – HSI R Bull CBBC Oct 2020 L | 200,000,000 | 2018/11/06 | 2020/10/29 | 50.00 |
| 57073 | SG Issuer – HSI R Bull CBBC Oct 2020 R | 200,000,000 | 2018/11/06 | 2020/10/29 | 50.00 |
| 57041 | SG Issuer – HSI R Bull CBBC Nov 2020 A | 200,000,000 | 2018/11/06 | 2020/11/27 | 50.00 |
| 57074 | SG Issuer – HSI R Bull CBBC Nov 2020 E | 200,000,000 | 2018/11/06 | 2020/11/27 | 50.00 |
| 57067 | SG Issuer – HSI R Bull CBBC Dec 2020 E | 200,000,000 | 2018/11/06 | 2020/12/30 | 50.00 |
| 57063 | SG Issuer – HSI R Bull CBBC Dec 2020 T | 200,000,000 | 2018/11/06 | 2020/12/30 | 50.00 |
| 57064 | SG Issuer – HSI R Bull CBBC Dec 2020 Y | 200,000,000 | 2018/11/06 | 2020/12/30 | 50.00 |
| 57075 | SG Issuer – HSI R Bear CBBC Apr 2019 M | 200,000,000 | 2018/11/06 | 2019/04/29 | 50.00 |
| 57076 | SG Issuer – HSI R Bear CBBC May 2019 V | 200,000,000 | 2018/11/06 | 2019/05/30 | 50.00 |
| 57077 | SG Issuer – HSI R Bear CBBC May 2019 W | 200,000,000 | 2018/11/06 | 2019/05/30 | 50.00 |
| 57055 | SG Issuer – ICBC R Bull CBBC Aug 2019 G | 60,000,000 | 2018/11/06 | 2019/08/15 | 15.00 |
| 57056 | SG Issuer – Ping An R Bull CBBC Aug 2019 H | 100,000,000 | 2018/11/06 | 2019/08/05 | 25.00 |
| 57040 | SG Issuer – Tencent R Bull CBBC Mar 2019 C | 80,000,000 | 2018/11/06 | 2019/03/07 | 20.00 |
| 57058 | SG Issuer – Tencent R Bull CBBC Mar 2019 D | 80,000,000 | 2018/11/06 | 2019/03/06 | 20.00 |
| 57059 | SG Issuer – Tencent R Bull CBBC Mar 2019 E | 80,000,000 | 2018/11/06 | 2019/03/11 | 20.00 |
| 57060 | SG Issuer – Tencent R Bull CBBC Apr 2019 E | 80,000,000 | 2018/11/06 | 2019/04/08 | 20.00 |
| 57061 | SG Issuer – Tencent R Bull CBBC Apr 2019 F | 80,000,000 | 2018/11/06 | 2019/04/12 | 30.00 |
| 57080 | SG Issuer – Tencent R Bull CBBC Apr 2019 G | 80,000,000 | 2018/11/06 | 2019/04/26 | 52.80 |
| 57081 | SG Issuer – Tencent R Bull CBBC Apr 2019 H | 80,000,000 | 2018/11/06 | 2019/04/30 | 60.80 |
| 57078 | SG Issuer – Tencent R Bear CBBC Mar 2019 D | 80,000,000 | 2018/11/06 | 2019/03/29 | 20.00 |
| 57079 | SG Issuer – Tencent R Bear CBBC Mar 2019 E | 80,000,000 | 2018/11/06 | 2019/03/29 | 20.00 |
| 69954 | UBS AG – Galaxy Ent R Bull CBBC Jun 2019 D | 40,000,000 | 2018/11/06 | 2019/06/24 | 10.00 |
| 69952 | UBS AG – HSI R Bull CBBC Dec 2019 E | 250,000,000 | 2018/11/06 | 2019/12/30 | 62.50 |
| 69948 | UBS AG – HSI R Bull CBBC Dec 2019 J | 200,000,000 | 2018/11/06 | 2019/12/30 | 50.00 |
| 57003 | UBS AG – HSI R Bull CBBC Oct 2020 B | 200,000,000 | 2018/11/06 | 2020/10/29 | 50.00 |
| 57007 | UBS AG – HSI R Bear CBBC Mar 2019 J | 200,000,000 | 2018/11/06 | 2019/03/28 | 50.00 |
| 57009 | UBS AG – HSI R Bear CBBC Mar 2019 K | 200,000,000 | 2018/11/06 | 2019/03/28 | 50.00 |
| 57013 | UBS AG – HSI R Bear CBBC Mar 2019 L | 200,000,000 | 2018/11/06 | 2019/03/28 | 50.00 |
| 57008 | UBS AG – HSI R Bear CBBC Apr 2019 K | 250,000,000 | 2018/11/06 | 2019/04/29 | 62.50 |
| 57012 | UBS AG – HSI R Bear CBBC Apr 2019 L | 300,000,000 | 2018/11/06 | 2019/04/29 | 75.00 |

主板 可收回牛熊證

| 股份代號 | 牛熊證 | 上市時之發行單位 | 上市日期 | 到期日 | 集資金額 (百萬港元) |
|-------|--|-------------|------------|------------|-------------|
| 69986 | UBS AG – Petrochina R Bull CBBC Jul 2019 A | 60,000,000 | 2018/11/06 | 2019/07/08 | 15.00 |
| 69992 | UBS AG – Petrochina R Bull CBBC Jul 2019 B | 60,000,000 | 2018/11/06 | 2019/07/29 | 15.00 |
| 69949 | UBS AG – Tencent R Bull CBBC Mar 2019 T | 40,000,000 | 2018/11/06 | 2019/03/15 | 10.00 |
| 57014 | UBS AG – Tencent R Bull CBBC Mar 2019 U | 40,000,000 | 2018/11/06 | 2019/03/14 | 10.00 |
| 69957 | UBS AG – Tencent R Bear CBBC Mar 2019 S | 40,000,000 | 2018/11/06 | 2019/03/08 | 10.00 |
| 57004 | UBS AG – Tencent R Bear CBBC Mar 2019 T | 40,000,000 | 2018/11/06 | 2019/03/15 | 10.00 |
| 69607 | Bank Vontobel – HSI N Bull CBBC Oct 2019 A | 80,000,000 | 2018/11/06 | 2019/10/30 | 20.00 |
| 69615 | Bank Vontobel – HSI N Bear CBBC Feb 2019 Y | 80,000,000 | 2018/11/06 | 2019/02/27 | 20.00 |
| 69562 | Bank Vontobel – Sunny Optical R Bull CBBC Aug 2019 E | 40,000,000 | 2018/11/06 | 2019/08/30 | 10.00 |
| 69578 | Bank Vontobel – Sunny Optical R Bull CBBC Aug 2019 F | 40,000,000 | 2018/11/06 | 2019/08/30 | 10.00 |
| 69601 | Bank Vontobel – Tencent R Bull CBBC Oct 2019 C | 40,000,000 | 2018/11/06 | 2019/10/18 | 25.24 |
| 69605 | Bank Vontobel – Tencent R Bear CBBC Jul 2019 B | 40,000,000 | 2018/11/06 | 2019/07/26 | 10.00 |
| 58452 | BNP Paribas Issuance B.V. – CC Bank R Bull CBBC Sep 2019 P | 100,000,000 | 2018/11/07 | 2019/09/27 | 25.00 |
| 58484 | BNP Paribas Issuance B.V. – HSBC R Bull CBBC Jun 2019 M | 150,000,000 | 2018/11/07 | 2019/06/27 | 37.50 |
| 59227 | Credit Suisse AG – Galaxy Ent R Bull CBBC Aug 2019 A | 50,000,000 | 2018/11/07 | 2019/08/02 | 12.50 |
| 59287 | Credit Suisse AG – HSI R Bull CBBC Oct 2020 U | 200,000,000 | 2018/11/07 | 2020/10/29 | 50.00 |
| 59310 | Credit Suisse AG – HSI R Bull CBBC Nov 2020 K | 200,000,000 | 2018/11/07 | 2020/11/27 | 50.00 |
| 59254 | Credit Suisse AG – HSI R Bull CBBC Dec 2020 R | 200,000,000 | 2018/11/07 | 2020/12/30 | 50.00 |
| 59130 | Credit Suisse AG – HSI R Bear CBBC Apr 2019 E | 200,000,000 | 2018/11/07 | 2019/04/29 | 50.00 |
| 59165 | Credit Suisse AG – HSI R Bear CBBC Apr 2019 F | 200,000,000 | 2018/11/07 | 2019/04/29 | 50.00 |
| 59161 | Credit Suisse AG – HSI R Bear CBBC May 2019 K | 200,000,000 | 2018/11/07 | 2019/05/30 | 50.00 |
| 59179 | Credit Suisse AG – HSI R Bear CBBC May 2019 L | 300,000,000 | 2018/11/07 | 2019/05/30 | 75.00 |
| 59331 | Credit Suisse AG – Ping An R Bull CBBC Aug 2019 A | 80,000,000 | 2018/11/07 | 2019/08/02 | 20.00 |
| 59253 | Credit Suisse AG – Tencent R Bull CBBC Jul 2019 C | 50,000,000 | 2018/11/07 | 2019/07/17 | 12.50 |
| 59332 | Credit Suisse AG – Tencent R Bear CBBC Jun 2019 C | 50,000,000 | 2018/11/07 | 2019/06/06 | 12.50 |
| 59123 | Goldman Sachs SP (Asia) – AAC Tech R Bull CBBC May 2019 A | 40,000,000 | 2018/11/07 | 2019/05/20 | 10.00 |
| 59129 | Goldman Sachs SP (Asia) – HKEX R Bull CBBC Feb 2019 V | 100,000,000 | 2018/11/07 | 2019/02/18 | 25.00 |
| 59101 | Goldman Sachs SP (Asia) – HSI R Bull CBBC Nov 2020 Q | 200,000,000 | 2018/11/07 | 2020/11/27 | 50.00 |
| 57971 | Goldman Sachs SP (Asia) – HSI R Bear CBBC Mar 2019 G | 200,000,000 | 2018/11/07 | 2019/03/28 | 50.00 |
| 59121 | Goldman Sachs SP (Asia) – HSI R Bear CBBC Mar 2019 H | 200,000,000 | 2018/11/07 | 2019/03/28 | 50.00 |
| 59124 | Goldman Sachs SP (Asia) – Ping An R Bull CBBC Jul 2019 Y | 100,000,000 | 2018/11/07 | 2019/07/25 | 25.00 |
| 59120 | Goldman Sachs SP (Asia) – Tencent R Bull CBBC Mar 2019 I | 100,000,000 | 2018/11/07 | 2019/03/11 | 25.00 |
| 57996 | Goldman Sachs SP (Asia) – Tencent R Bull CBBC Mar 2019 W | 100,000,000 | 2018/11/07 | 2019/03/11 | 25.00 |
| 59122 | Goldman Sachs SP (Asia) – Tencent R Bear CBBC Mar 2019 F | 80,000,000 | 2018/11/07 | 2019/03/11 | 20.00 |
| 58296 | HK Bank – Geely Auto R Bull CBBC Apr 2019 D | 40,000,000 | 2018/11/07 | 2019/04/01 | 10.00 |
| 58010 | HK Bank – HSI R Bear CBBC Apr 2019 U | 200,000,000 | 2018/11/07 | 2019/04/29 | 50.00 |
| 58298 | HK Bank – HSI R Bear CBBC Apr 2019 V | 200,000,000 | 2018/11/07 | 2019/04/29 | 50.00 |
| 58372 | HK Bank – ICBC R Bear CBBC Apr 2019 B | 50,000,000 | 2018/11/07 | 2019/04/29 | 12.50 |
| 58307 | HK Bank – Sunny Optical R Bull CBBC Apr 2019 E | 40,000,000 | 2018/11/07 | 2019/04/15 | 10.00 |
| 58297 | HK Bank – Tencent R Bull CBBC Mar 2019 J | 60,000,000 | 2018/11/07 | 2019/03/11 | 15.00 |
| 58011 | HK Bank – Tencent R Bear CBBC Mar 2019 F | 50,000,000 | 2018/11/07 | 2019/03/14 | 12.50 |
| 58109 | Haitong Int'l Sec – Country Garden R Bull CBBC Mar 2019 A | 100,000,000 | 2018/11/07 | 2019/03/21 | 25.00 |
| 58083 | Haitong Int'l Sec – China Mobile R Bull CBBC Mar 2019 A | 120,000,000 | 2018/11/07 | 2019/03/28 | 30.00 |
| 58079 | Haitong Int'l Sec – CC Bank R Bull CBBC May 2019 A | 130,000,000 | 2018/11/07 | 2019/05/02 | 32.50 |
| 58130 | Haitong Int'l Sec – Evergrande R Bull CBBC May 2019 A | 50,000,000 | 2018/11/07 | 2019/05/02 | 12.50 |

主板 可收回牛熊證

| 股份代號 | 牛熊證 | 上市時之發行單位 | 上市日期 | 到期日 | 集資金額 (百萬港元) |
|-------|--|-------------|------------|------------|----------------|
| 58058 | Haitong Int'l Sec - Geely Auto R Bull CBBC Apr 2019 A | 60,000,000 | 2018/11/07 | 2019/04/30 | 15.00 |
| 58057 | Haitong Int'l Sec - Galaxy Ent R Bull CBBC Jun 2019 C | 200,000,000 | 2018/11/07 | 2019/06/20 | 50.00 |
| 58067 | Haitong Int'l Sec - HKEX R Bull CBBC Jun 2019 A | 40,000,000 | 2018/11/07 | 2019/06/21 | 10.00 |
| 58078 | Haitong Int'l Sec - HKEX R Bull CBBC Jun 2019 B | 40,000,000 | 2018/11/07 | 2019/06/20 | 10.00 |
| 58055 | Haitong Int'l Sec - HSBC R Bull CBBC Apr 2019 B | 130,000,000 | 2018/11/07 | 2019/04/09 | 32.50 |
| 58145 | Haitong Int'l Sec - HSI R Bull CBBC Oct 2019 R | 120,000,000 | 2018/11/07 | 2019/10/30 | 30.00 |
| 58153 | Haitong Int'l Sec - HSI R Bull CBBC Jan 2020 K | 120,000,000 | 2018/11/07 | 2020/01/30 | 30.00 |
| 58195 | Haitong Int'l Sec - HSI R Bear CBBC Feb 2019 M | 120,000,000 | 2018/11/07 | 2019/02/27 | 30.00 |
| 58168 | Haitong Int'l Sec - HSI R Bear CBBC Mar 2019 B | 120,000,000 | 2018/11/07 | 2019/03/28 | 30.00 |
| 58110 | Haitong Int'l Sec - Ping An R Bull CBBC May 2019 A | 110,000,000 | 2018/11/07 | 2019/05/31 | 27.50 |
| 58111 | Haitong Int'l Sec - Ping An R Bull CBBC May 2019 B | 110,000,000 | 2018/11/07 | 2019/05/30 | 27.50 |
| 58127 | Haitong Int'l Sec - Sunny Optical R Bull CBBC May 2019 A | 120,000,000 | 2018/11/07 | 2019/05/03 | 30.00 |
| 58128 | Haitong Int'l Sec - Sunny Optical R Bull CBBC May 2019 B | 120,000,000 | 2018/11/07 | 2019/05/02 | 30.00 |
| 58387 | Haitong Int'l Sec - Sunny Optical R Bear CBBC Apr 2019 D | 120,000,000 | 2018/11/07 | 2019/04/25 | 30.72 |
| 58382 | Haitong Int'l Sec - Tencent R Bull CBBC Mar 2019 S | 40,000,000 | 2018/11/07 | 2019/03/01 | 10.00 |
| 58386 | Haitong Int'l Sec - Tencent R Bear CBBC Mar 2019 J | 40,000,000 | 2018/11/07 | 2019/03/25 | 10.00 |
| 58699 | J P Morgan SP BV - CNOOC R Bull CBBC Mar 2019 B | 60,000,000 | 2018/11/07 | 2019/03/15 | 15.00 |
| 58716 | J P Morgan SP BV - HKEX R Bull CBBC Apr 2019 D | 40,000,000 | 2018/11/07 | 2019/04/12 | 10.00 |
| 58717 | J P Morgan SP BV - HSI R Bull CBBC Nov 2020 Y | 200,000,000 | 2018/11/07 | 2020/11/27 | 50.00 |
| 58695 | J P Morgan SP BV - HSI R Bear CBBC Feb 2019 R | 200,000,000 | 2018/11/07 | 2019/02/27 | 50.00 |
| 58698 | J P Morgan SP BV - Ping An R Bull CBBC Mar 2019 D | 100,000,000 | 2018/11/07 | 2019/03/15 | 25.00 |
| 58962 | SG Issuer - Galaxy Ent R Bear CBBC Jul 2019 K | 100,000,000 | 2018/11/07 | 2019/07/15 | 25.00 |
| 58963 | SG Issuer - HKEX R Bull CBBC Jul 2019 N | 50,000,000 | 2018/11/07 | 2019/07/15 | 12.50 |
| 59015 | SG Issuer - HSBC R Bull CBBC Sep 2019 F | 100,000,000 | 2018/11/07 | 2019/09/16 | 25.00 |
| 59007 | SG Issuer - HSBC R Bear CBBC Apr 2019 F | 100,000,000 | 2018/11/07 | 2019/04/16 | 25.00 |
| 58995 | SG Issuer - HSI R Bull CBBC Oct 2020 A | 200,000,000 | 2018/11/07 | 2020/10/29 | 50.00 |
| 59006 | SG Issuer - HSI R Bull CBBC Oct 2020 H | 200,000,000 | 2018/11/07 | 2020/10/29 | 50.00 |
| 58996 | SG Issuer - HSI R Bull CBBC Oct 2020 M | 200,000,000 | 2018/11/07 | 2020/10/29 | 50.00 |
| 59005 | SG Issuer - HSI R Bull CBBC Oct 2020 O | 400,000,000 | 2018/11/07 | 2020/10/29 | 100.00 |
| 58931 | SG Issuer - HSI R Bear CBBC Apr 2019 J | 200,000,000 | 2018/11/07 | 2019/04/29 | 50.00 |
| 58955 | SG Issuer - HSI R Bear CBBC Apr 2019 N | 200,000,000 | 2018/11/07 | 2019/04/29 | 50.00 |
| 58992 | SG Issuer - HSI R Bear CBBC Apr 2019 O | 200,000,000 | 2018/11/07 | 2019/04/29 | 50.00 |
| 58964 | SG Issuer - HSI R Bear CBBC May 2019 X | 200,000,000 | 2018/11/07 | 2019/05/30 | 50.00 |
| 58991 | SG Issuer - HSI R Bear CBBC May 2019 Y | 200,000,000 | 2018/11/07 | 2019/05/30 | 50.00 |
| 58993 | SG Issuer - HSI R Bear CBBC May 2019 Z | 200,000,000 | 2018/11/07 | 2019/05/30 | 50.00 |
| 58994 | SG Issuer - HSI R Bear CBBC Aug 2019 B | 400,000,000 | 2018/11/07 | 2019/08/29 | 100.00 |
| 59022 | SG Issuer - PetroChina R Bull CBBC Jul 2019 B | 40,000,000 | 2018/11/07 | 2019/07/29 | 10.00 |
| 59023 | SG Issuer - Ping An R Bull CBBC Apr 2019 I | 100,000,000 | 2018/11/07 | 2019/04/29 | 25.00 |
| 59065 | SG Issuer - Sands China R Bull CBBC Nov 2019 A | 80,000,000 | 2018/11/07 | 2019/11/18 | 20.00 |
| 59080 | SG Issuer - Sunny Optical R Bull CBBC Jul 2019 D | 40,000,000 | 2018/11/07 | 2019/07/29 | 10.00 |
| 59081 | SG Issuer - Tencent R Bull CBBC Feb 2019 N | 80,000,000 | 2018/11/07 | 2019/02/19 | 20.00 |
| 59097 | SG Issuer - Tencent R Bull CBBC Feb 2019 X | 80,000,000 | 2018/11/07 | 2019/02/27 | 20.00 |
| 58956 | SG Issuer - Tencent R Bear CBBC Feb 2019 I | 80,000,000 | 2018/11/07 | 2019/02/27 | 20.00 |
| 58957 | SG Issuer - Tencent R Bear CBBC Feb 2019 J | 80,000,000 | 2018/11/07 | 2019/02/27 | 20.00 |
| 59100 | SG Issuer - Tencent R Bear CBBC Feb 2019 K | 80,000,000 | 2018/11/07 | 2019/02/27 | 20.00 |

主板 可收回牛熊證

| 股份代號 | 牛熊證 | 上市時之發行單位 | 上市日期 | 到期日 | 集資金額 (百萬港元) |
|-------|--|-------------|------------|------------|----------------|
| 58845 | UBS AG – HSCEI R Bull CBBC Oct 2020 C | 100,000,000 | 2018/11/07 | 2020/10/29 | 25.00 |
| 58840 | UBS AG – HSI R Bull CBBC Oct 2019 U | 200,000,000 | 2018/11/07 | 2019/10/30 | 50.00 |
| 58820 | UBS AG – HSI R Bull CBBC Nov 2019 C | 200,000,000 | 2018/11/07 | 2019/11/28 | 50.00 |
| 58815 | UBS AG – HSI R Bull CBBC Oct 2020 J | 200,000,000 | 2018/11/07 | 2020/10/29 | 50.00 |
| 58816 | UBS AG – HSI R Bull CBBC Oct 2020 K | 200,000,000 | 2018/11/07 | 2020/10/29 | 50.00 |
| 58730 | UBS AG – HSI R Bear CBBC Mar 2019 M | 200,000,000 | 2018/11/07 | 2019/03/28 | 50.00 |
| 58778 | UBS AG – HSI R Bear CBBC Mar 2019 N | 200,000,000 | 2018/11/07 | 2019/03/28 | 50.00 |
| 58731 | UBS AG – HSI R Bear CBBC Apr 2019 M | 200,000,000 | 2018/11/07 | 2019/04/29 | 50.00 |
| 58775 | UBS AG – HSI R Bear CBBC Apr 2019 N | 250,000,000 | 2018/11/07 | 2019/04/29 | 62.50 |
| 58783 | UBS AG – HSI R Bear CBBC May 2019 B | 250,000,000 | 2018/11/07 | 2019/05/30 | 62.50 |
| 58812 | UBS AG – HSI R Bear CBBC May 2019 C | 250,000,000 | 2018/11/07 | 2019/05/30 | 62.50 |
| 58899 | UBS AG – Tencent R Bull CBBC Mar 2019 V | 40,000,000 | 2018/11/07 | 2019/03/01 | 10.00 |
| 58912 | UBS AG – Tencent R Bull CBBC Mar 2019 W | 40,000,000 | 2018/11/07 | 2019/03/07 | 10.00 |
| 58810 | UBS AG – Tencent R Bear CBBC Mar 2019 U | 40,000,000 | 2018/11/07 | 2019/03/14 | 10.00 |
| 59781 | BNP Paribas Issuance B.V. – Galaxy Ent R Bull CBBC Nov 2019T | 150,000,000 | 2018/11/08 | 2019/11/28 | 37.50 |
| 59413 | BNP Paribas Issuance B.V. – HKEX R Bear CBBC Mar 2019 W | 50,000,000 | 2018/11/08 | 2019/03/28 | 12.50 |
| 59762 | BNP Paribas Issuance B.V. – HSCEI R Bull CBBC Sep 2019 L | 100,000,000 | 2018/11/08 | 2019/09/27 | 25.00 |
| 59492 | BNP Paribas Issuance B.V. – HSCEI R Bear CBBC Apr 2019 J | 100,000,000 | 2018/11/08 | 2019/04/29 | 25.00 |
| 59777 | BNP Paribas Issuance B.V. – HSI R Bull CBBC Nov 2019 S | 250,000,000 | 2018/11/08 | 2019/11/28 | 62.50 |
| 59778 | BNP Paribas Issuance B.V. – HSI R Bull CBBC Nov 2019 T | 250,000,000 | 2018/11/08 | 2019/11/28 | 62.50 |
| 59780 | BNP Paribas Issuance B.V. – HSI R Bull CBBC Nov 2019 U | 250,000,000 | 2018/11/08 | 2019/11/28 | 62.50 |
| 59775 | BNP Paribas Issuance B.V. – HSI R Bull CBBC Dec 2019 W | 250,000,000 | 2018/11/08 | 2019/12/30 | 62.50 |
| 59481 | BNP Paribas Issuance B.V. – HSI R Bear CBBC Feb 2019 E | 250,000,000 | 2018/11/08 | 2019/02/27 | 62.50 |
| 59749 | BNP Paribas Issuance B.V. – HSI R Bear CBBC Feb 2019 F | 250,000,000 | 2018/11/08 | 2019/02/27 | 62.50 |
| 59378 | BNP Paribas Issuance B.V. – HSI R Bear CBBC Feb 2019 T | 250,000,000 | 2018/11/08 | 2019/02/27 | 62.50 |
| 59456 | BNP Paribas Issuance B.V. – HSI R Bear CBBC Feb 2019 V | 250,000,000 | 2018/11/08 | 2019/02/27 | 62.50 |
| 59458 | BNP Paribas Issuance B.V. – HSI R Bear CBBC Feb 2019 W | 250,000,000 | 2018/11/08 | 2019/02/27 | 62.50 |
| 59474 | BNP Paribas Issuance B.V. – HSI R Bear CBBC Feb 2019 X | 250,000,000 | 2018/11/08 | 2019/02/27 | 62.50 |
| 59783 | BNP Paribas Issuance B.V. – Ping An R Bull CBBC Jun 2019 U | 200,000,000 | 2018/11/08 | 2019/06/27 | 50.00 |
| 59765 | BNP Paribas Issuance B.V. – Tencent R Bull CBBC Jul 2019 Y | 50,000,000 | 2018/11/08 | 2019/07/30 | 12.50 |
| 59755 | BNP Paribas Issuance B.V. – Tencent R Bear CBBC Apr 2019 F | 50,000,000 | 2018/11/08 | 2019/04/29 | 12.50 |
| 61006 | Credit Suisse AG – AIA R Bull CBBC Jun 2019 E | 70,000,000 | 2018/11/08 | 2019/06/27 | 17.50 |
| 61002 | Credit Suisse AG – CC Bank R Bull CBBC Jul 2019 C | 70,000,000 | 2018/11/08 | 2019/07/30 | 17.50 |
| 61026 | Credit Suisse AG – Geely Auto R Bull CBBC Jun 2019 D | 40,000,000 | 2018/11/08 | 2019/06/27 | 10.00 |
| 61031 | Credit Suisse AG – Geely Auto R Bear CBBC Jun 2019 B | 40,000,000 | 2018/11/08 | 2019/06/27 | 11.60 |
| 61048 | Credit Suisse AG – HSI R Bull CBBC Aug 2020 J | 200,000,000 | 2018/11/08 | 2020/08/28 | 50.00 |
| 60957 | Credit Suisse AG – HSI R Bull CBBC Aug 2020 L | 200,000,000 | 2018/11/08 | 2020/08/28 | 50.00 |
| 60941 | Credit Suisse AG – HSI R Bull CBBC Sep 2020 U | 200,000,000 | 2018/11/08 | 2020/09/29 | 50.00 |
| 60919 | Credit Suisse AG – HSI R Bull CBBC Oct 2020 V | 200,000,000 | 2018/11/08 | 2020/10/29 | 50.00 |
| 61074 | Credit Suisse AG – HSI R Bull CBBC Oct 2020 W | 300,000,000 | 2018/11/08 | 2020/10/29 | 75.00 |
| 60826 | Credit Suisse AG – HSI R Bear CBBC May 2019 M | 200,000,000 | 2018/11/08 | 2019/05/30 | 50.00 |
| 60830 | Credit Suisse AG – HSI R Bear CBBC May 2019 N | 200,000,000 | 2018/11/08 | 2019/05/30 | 50.00 |
| 60831 | Credit Suisse AG – HSI R Bear CBBC May 2019 O | 200,000,000 | 2018/11/08 | 2019/05/30 | 50.00 |
| 60886 | Credit Suisse AG – HSI R Bear CBBC May 2019 P | 200,000,000 | 2018/11/08 | 2019/05/30 | 50.00 |
| 61022 | Credit Suisse AG – Ping An R Bull CBBC Jun 2019 A | 80,000,000 | 2018/11/08 | 2019/06/27 | 20.00 |

主板 可收回牛熊證

| 股份 代號 | 牛熊證 | 上市時之 發行單位 | 上市日期 | 到期日 | 集資金額 (百萬港元) |
|----------|--|--------------|------------|------------|----------------|
| 60973 | Credit Suisse AG – Tencent R Bull CBBC May 2019 G | 40,000,000 | 2018/11/08 | 2019/05/30 | 10.00 |
| 60982 | Credit Suisse AG – Tencent R Bull CBBC Jun 2019 L | 40,000,000 | 2018/11/08 | 2019/06/27 | 10.00 |
| 60797 | Goldman Sachs SP (Asia) – AIA R Bull CBBC Nov 2019 A | 100,000,000 | 2018/11/08 | 2019/11/15 | 25.00 |
| 60823 | Goldman Sachs SP (Asia) – China Mobile R Bull CBBC May 2019B | 100,000,000 | 2018/11/08 | 2019/05/10 | 25.00 |
| 60801 | Goldman Sachs SP (Asia) – Galaxy Ent R Bull CBBC Jul 2019 M | 100,000,000 | 2018/11/08 | 2019/07/26 | 25.00 |
| 60813 | Goldman Sachs SP (Asia) – HKEX R Bull CBBC Feb 2019 U | 100,000,000 | 2018/11/08 | 2019/02/18 | 25.00 |
| 59830 | Goldman Sachs SP (Asia) – HSI R Bull CBBC Nov 2020 G | 200,000,000 | 2018/11/08 | 2020/11/27 | 50.00 |
| 60679 | Goldman Sachs SP (Asia) – HSI R Bull CBBC Nov 2020 P | 200,000,000 | 2018/11/08 | 2020/11/27 | 50.00 |
| 59811 | Goldman Sachs SP (Asia) – HSI R Bull CBBC Nov 2020 R | 200,000,000 | 2018/11/08 | 2020/11/27 | 50.00 |
| 60721 | Goldman Sachs SP (Asia) – HSI R Bull CBBC Nov 2020 S | 200,000,000 | 2018/11/08 | 2020/11/27 | 50.00 |
| 59542 | Goldman Sachs SP (Asia) – HSI R Bear CBBC Mar 2019 I | 200,000,000 | 2018/11/08 | 2019/03/28 | 50.00 |
| 59587 | Goldman Sachs SP (Asia) – HSI R Bear CBBC Mar 2019 J | 200,000,000 | 2018/11/08 | 2019/03/28 | 50.00 |
| 59537 | Goldman Sachs SP (Asia) – HSI R Bear CBBC Apr 2019 D | 200,000,000 | 2018/11/08 | 2019/04/29 | 50.00 |
| 60798 | Goldman Sachs SP (Asia) – ICBC R Bull CBBC Jun 2019 H | 100,000,000 | 2018/11/08 | 2019/06/25 | 25.00 |
| 59828 | Goldman Sachs SP (Asia) – Tencent R Bull CBBC Mar 2019 X | 100,000,000 | 2018/11/08 | 2019/03/11 | 25.00 |
| 60693 | Goldman Sachs SP (Asia) – Tencent R Bull CBBC Mar 2019 Y | 100,000,000 | 2018/11/08 | 2019/03/11 | 25.00 |
| 60737 | Goldman Sachs SP (Asia) – Tencent R Bull CBBC Mar 2019 Z | 100,000,000 | 2018/11/08 | 2019/03/11 | 25.00 |
| 59588 | Goldman Sachs SP (Asia) – Tencent R Bear CBBC Mar 2019 I | 80,000,000 | 2018/11/08 | 2019/03/11 | 20.00 |
| 59788 | HK Bank – AAC Tech R Bull CBBC Apr 2019 G | 40,000,000 | 2018/11/08 | 2019/04/15 | 10.00 |
| 59789 | HK Bank – AIA R Bull CBBC Apr 2019 E | 80,000,000 | 2018/11/08 | 2019/04/01 | 20.00 |
| 59794 | HK Bank – Geely Auto R Bull CBBC Apr 2019 E | 40,000,000 | 2018/11/08 | 2019/04/23 | 10.00 |
| 59791 | HK Bank – Galaxy Ent R Bull CBBC Jun 2019 D | 80,000,000 | 2018/11/08 | 2019/06/03 | 20.00 |
| 59732 | HK Bank – HKEX R Bull CBBC Mar 2019 Q | 50,000,000 | 2018/11/08 | 2019/03/28 | 12.50 |
| 59685 | HK Bank – HSI R Bull CBBC Sep 2019 N | 200,000,000 | 2018/11/08 | 2019/09/27 | 50.00 |
| 59683 | HK Bank – HSI R Bull CBBC Sep 2019 T | 200,000,000 | 2018/11/08 | 2019/09/27 | 50.00 |
| 59676 | HK Bank – HSI R Bear CBBC Apr 2019 W | 200,000,000 | 2018/11/08 | 2019/04/29 | 50.00 |
| 59733 | HK Bank – Ping An R Bull CBBC Apr 2019 E | 100,000,000 | 2018/11/08 | 2019/04/01 | 25.00 |
| 59746 | HK Bank – SUNAC R Bull CBBC Dec 2019 A | 100,000,000 | 2018/11/08 | 2019/12/23 | 25.00 |
| 59709 | HK Bank – Tencent R Bull CBBC Mar 2019 M | 60,000,000 | 2018/11/08 | 2019/03/14 | 15.00 |
| 59690 | HK Bank – Tencent R Bull CBBC Apr 2019 T | 60,000,000 | 2018/11/08 | 2019/04/15 | 15.00 |
| 59680 | HK Bank – Tencent R Bear CBBC Apr 2019 L | 50,000,000 | 2018/11/08 | 2019/04/18 | 12.50 |
| 59600 | Haitong Int'l Sec – HSI R Bull CBBC Nov 2019 M | 120,000,000 | 2018/11/08 | 2019/11/28 | 30.00 |
| 59614 | Haitong Int'l Sec – HSI R Bull CBBC Nov 2019 N | 120,000,000 | 2018/11/08 | 2019/11/28 | 30.00 |
| 59615 | Haitong Int'l Sec – HSI R Bull CBBC Nov 2019 O | 120,000,000 | 2018/11/08 | 2019/11/28 | 30.00 |
| 59613 | Haitong Int'l Sec – HSI R Bull CBBC Dec 2019 P | 120,000,000 | 2018/11/08 | 2019/12/30 | 30.00 |
| 59673 | Haitong Int'l Sec – HSI R Bear CBBC Feb 2019 N | 120,000,000 | 2018/11/08 | 2019/02/27 | 30.00 |
| 59619 | Haitong Int'l Sec – HSI R Bear CBBC Mar 2019 C | 120,000,000 | 2018/11/08 | 2019/03/28 | 30.00 |
| 59639 | Haitong Int'l Sec – HSI R Bear CBBC Mar 2019 D | 120,000,000 | 2018/11/08 | 2019/03/28 | 30.00 |
| 59785 | Haitong Int'l Sec – Tencent R Bull CBBC Mar 2019 T | 40,000,000 | 2018/11/08 | 2019/03/06 | 10.12 |
| 59784 | Haitong Int'l Sec – Tencent R Bull CBBC Apr 2019 G | 40,000,000 | 2018/11/08 | 2019/04/03 | 10.08 |
| 59786 | Haitong Int'l Sec – Tencent R Bull CBBC Apr 2019 H | 40,000,000 | 2018/11/08 | 2019/04/10 | 10.00 |
| 59787 | Haitong Int'l Sec – Tencent R Bear CBBC Mar 2019 K | 40,000,000 | 2018/11/08 | 2019/03/20 | 10.00 |
| 59987 | J P Morgan SP BV – HKEX R Bull CBBC Apr 2019 E | 40,000,000 | 2018/11/08 | 2019/04/18 | 10.00 |
| 59988 | J P Morgan SP BV – HKEX R Bull CBBC May 2019 B | 40,000,000 | 2018/11/08 | 2019/05/10 | 10.00 |
| 59983 | J P Morgan SP BV – HSI R Bull CBBC Sep 2020 G | 200,000,000 | 2018/11/08 | 2020/09/29 | 50.00 |

主板 可收回牛熊證

| 股份代號 | 牛熊證 | 上市時之發行單位 | 上市日期 | 到期日 | 集資金額 (百萬港元) |
|-------|--|-------------|------------|------------|-------------|
| 59985 | J P Morgan SP BV – HSI R Bull CBBC Oct 2020 I | 200,000,000 | 2018/11/08 | 2020/10/29 | 50.00 |
| 59986 | J P Morgan SP BV – HSI R Bull CBBC Nov 2020 Z | 200,000,000 | 2018/11/08 | 2020/11/27 | 50.00 |
| 59954 | J P Morgan SP BV – HSI R Bear CBBC Feb 2019 S | 200,000,000 | 2018/11/08 | 2019/02/27 | 50.00 |
| 59957 | J P Morgan SP BV – HSI R Bear CBBC Feb 2019 T | 200,000,000 | 2018/11/08 | 2019/02/27 | 50.00 |
| 59960 | J P Morgan SP BV – HSI R Bear CBBC Feb 2019 U | 200,000,000 | 2018/11/08 | 2019/02/27 | 50.00 |
| 59972 | J P Morgan SP BV – Tencent R Bull CBBC Mar 2019 U | 50,000,000 | 2018/11/08 | 2019/03/15 | 12.50 |
| 59977 | J P Morgan SP BV – Tencent R Bull CBBC Mar 2019 V | 50,000,000 | 2018/11/08 | 2019/03/08 | 12.50 |
| 59966 | J P Morgan SP BV – Tencent R Bear CBBC Mar 2019 P | 50,000,000 | 2018/11/08 | 2019/03/08 | 12.50 |
| 59969 | J P Morgan SP BV – Tencent R Bear CBBC Mar 2019 Q | 50,000,000 | 2018/11/08 | 2019/03/15 | 12.50 |
| 59971 | J P Morgan SP BV – Tencent R Bear CBBC Apr 2019 O | 50,000,000 | 2018/11/08 | 2019/04/12 | 12.50 |
| 59849 | Macquarie Bank Ltd. – Tencent R Bull CBBC Feb 2019 J | 23,200,000 | 2018/11/08 | 2019/02/27 | 10.46 |
| 59843 | Macquarie Bank Ltd. – Tencent R Bull CBBC Feb 2019 K | 26,000,000 | 2018/11/08 | 2019/02/19 | 10.50 |
| 59862 | Macquarie Bank Ltd. – Tencent R Bull CBBC Feb 2019 L | 28,100,000 | 2018/11/08 | 2019/02/27 | 10.57 |
| 59873 | Macquarie Bank Ltd. – Tencent R Bull CBBC Feb 2019 M | 32,500,000 | 2018/11/08 | 2019/02/27 | 10.63 |
| 60514 | SG Issuer – AAC Tech R Bull CBBC Mar 2019 A | 40,000,000 | 2018/11/08 | 2019/03/08 | 10.00 |
| 60523 | SG Issuer – AIA R Bull CBBC Jul 2019 I | 60,000,000 | 2018/11/08 | 2019/07/04 | 15.00 |
| 60134 | SG Issuer – Country Garden R Bull CBBC Jul 2019 D | 40,000,000 | 2018/11/08 | 2019/07/26 | 10.00 |
| 60126 | SG Issuer – Country Garden R Bear CBBC May 2019 A | 40,000,000 | 2018/11/08 | 2019/05/06 | 13.60 |
| 60091 | SG Issuer – CC Bank R Bull CBBC Jul 2019 C | 100,000,000 | 2018/11/08 | 2019/07/30 | 25.00 |
| 60554 | SG Issuer – China Life R Bull CBBC Mar 2019 C | 40,000,000 | 2018/11/08 | 2019/03/08 | 10.00 |
| 60092 | SG Issuer – CNOOC R Bull CBBC Apr 2019 D | 40,000,000 | 2018/11/08 | 2019/04/10 | 10.00 |
| 60117 | SG Issuer – CNOOC R Bear CBBC Apr 2019 C | 40,000,000 | 2018/11/08 | 2019/04/25 | 10.00 |
| 60647 | SG Issuer – Evergrande R Bull CBBC Apr 2019 A | 40,000,000 | 2018/11/08 | 2019/04/08 | 21.20 |
| 60655 | SG Issuer – Evergrande R Bull CBBC Apr 2019 B | 40,000,000 | 2018/11/08 | 2019/04/15 | 13.00 |
| 60136 | SG Issuer – Geely Auto R Bull CBBC Jul 2019 A | 40,000,000 | 2018/11/08 | 2019/07/18 | 10.00 |
| 60555 | SG Issuer – Galaxy Ent R Bull CBBC Jul 2019 I | 100,000,000 | 2018/11/08 | 2019/07/23 | 25.00 |
| 60135 | SG Issuer – Galaxy Ent R Bear CBBC Jun 2019 E | 100,000,000 | 2018/11/08 | 2019/06/17 | 25.00 |
| 60574 | SG Issuer – HKEX R Bull CBBC Jul 2019 O | 50,000,000 | 2018/11/08 | 2019/07/04 | 12.50 |
| 60151 | SG Issuer – HKEX R Bear CBBC Apr 2019 B | 50,000,000 | 2018/11/08 | 2019/04/10 | 12.50 |
| 60155 | SG Issuer – HSBC R Bull CBBC Jun 2019 N | 100,000,000 | 2018/11/08 | 2019/06/17 | 25.00 |
| 60053 | SG Issuer – HSBC R Bear CBBC Apr 2019 G | 100,000,000 | 2018/11/08 | 2019/04/18 | 25.00 |
| 60450 | SG Issuer – HSCEI R Bull CBBC Sep 2019 E | 100,000,000 | 2018/11/08 | 2019/09/27 | 25.00 |
| 60473 | SG Issuer – HSI R Bull CBBC Oct 2020 N | 200,000,000 | 2018/11/08 | 2020/10/29 | 50.00 |
| 60505 | SG Issuer – HSI R Bull CBBC Oct 2020 T | 200,000,000 | 2018/11/08 | 2020/10/29 | 50.00 |
| 60295 | SG Issuer – HSI R Bull CBBC Nov 2020 P | 200,000,000 | 2018/11/08 | 2020/11/27 | 50.00 |
| 60261 | SG Issuer – HSI R Bull CBBC Nov 2020 Z | 200,000,000 | 2018/11/08 | 2020/11/27 | 50.00 |
| 60299 | SG Issuer – HSI R Bull CBBC Dec 2020 K | 200,000,000 | 2018/11/08 | 2020/12/30 | 50.00 |
| 60508 | SG Issuer – HSI R Bull CBBC Dec 2020 S | 400,000,000 | 2018/11/08 | 2020/12/30 | 100.00 |
| 59990 | SG Issuer – HSI R Bear CBBC Feb 2019 J | 200,000,000 | 2018/11/08 | 2019/02/27 | 50.00 |
| 60457 | SG Issuer – HSI R Bear CBBC Mar 2019 A | 200,000,000 | 2018/11/08 | 2019/03/28 | 50.00 |
| 59998 | SG Issuer – HSI R Bear CBBC Apr 2019 P | 200,000,000 | 2018/11/08 | 2019/04/29 | 50.00 |
| 60465 | SG Issuer – HSI R Bear CBBC Apr 2019 R | 200,000,000 | 2018/11/08 | 2019/04/29 | 50.00 |
| 59999 | SG Issuer – HSI R Bear CBBC May 2019 A | 200,000,000 | 2018/11/08 | 2019/05/30 | 50.00 |
| 60008 | SG Issuer – HSI R Bear CBBC May 2019 B | 200,000,000 | 2018/11/08 | 2019/05/30 | 50.00 |
| 60022 | SG Issuer – HSI R Bear CBBC May 2019 C | 200,000,000 | 2018/11/08 | 2019/05/30 | 50.00 |

主板 可收回牛熊證

| 股份代號 | 牛熊證 | 上市時之發行單位 | 上市日期 | 到期日 | 集資金額 (百萬港元) |
|-------|--|-------------|------------|------------|----------------|
| 60628 | SG Issuer – Ping An R Bull CBBC Apr 2019 J | 100,000,000 | 2018/11/08 | 2019/04/12 | 25.00 |
| 60055 | SG Issuer – Ping An R Bear CBBC Apr 2019 N | 100,000,000 | 2018/11/08 | 2019/04/30 | 25.00 |
| 60189 | SG Issuer – SUNAC R Bull CBBC Apr 2020 B | 80,000,000 | 2018/11/08 | 2020/04/28 | 20.00 |
| 60209 | SG Issuer – Sunny Optical R Bull CBBC Apr 2019 A | 40,000,000 | 2018/11/08 | 2019/04/25 | 10.00 |
| 60252 | SG Issuer – Tencent R Bull CBBC Mar 2019 F | 80,000,000 | 2018/11/08 | 2019/03/22 | 20.00 |
| 60644 | SG Issuer – Tencent R Bull CBBC Mar 2019 G | 80,000,000 | 2018/11/08 | 2019/03/08 | 20.00 |
| 60057 | SG Issuer – Tencent R Bear CBBC Feb 2019 L | 80,000,000 | 2018/11/08 | 2019/02/26 | 20.00 |
| 60074 | SG Issuer – Tencent R Bear CBBC Feb 2019 M | 80,000,000 | 2018/11/08 | 2019/02/28 | 20.00 |
| 60254 | SG Issuer – Tencent R Bear CBBC Mar 2019 N | 80,000,000 | 2018/11/08 | 2019/03/25 | 20.00 |
| 59933 | UBS AG – HSI R Bull CBBC Nov 2019 M | 200,000,000 | 2018/11/08 | 2019/11/28 | 50.00 |
| 59920 | UBS AG – HSI R Bull CBBC Oct 2020 W | 200,000,000 | 2018/11/08 | 2020/10/29 | 50.00 |
| 59924 | UBS AG – HSI R Bull CBBC Oct 2020 Y | 200,000,000 | 2018/11/08 | 2020/10/29 | 50.00 |
| 59919 | UBS AG – HSI R Bull CBBC Nov 2020 K | 200,000,000 | 2018/11/08 | 2020/11/27 | 50.00 |
| 59935 | UBS AG – HSI R Bull CBBC Nov 2020 N | 200,000,000 | 2018/11/08 | 2020/11/27 | 50.00 |
| 59874 | UBS AG – HSI R Bear CBBC Feb 2019 C | 200,000,000 | 2018/11/08 | 2019/02/27 | 50.00 |
| 59875 | UBS AG – HSI R Bear CBBC Apr 2019 O | 200,000,000 | 2018/11/08 | 2019/04/29 | 50.00 |
| 59879 | UBS AG – HSI R Bear CBBC Apr 2019 P | 250,000,000 | 2018/11/08 | 2019/04/29 | 62.50 |
| 59888 | UBS AG – HSI R Bear CBBC Apr 2019 Q | 200,000,000 | 2018/11/08 | 2019/04/29 | 50.00 |
| 59916 | UBS AG – HSI R Bear CBBC Apr 2019 R | 200,000,000 | 2018/11/08 | 2019/04/29 | 50.00 |
| 59918 | UBS AG – HSI R Bear CBBC Apr 2019 S | 200,000,000 | 2018/11/08 | 2019/04/29 | 50.00 |
| 59953 | UBS AG – HSI R Bear CBBC Apr 2019 T | 200,000,000 | 2018/11/08 | 2019/04/29 | 50.00 |
| 59952 | UBS AG – Petrochina R Bull CBBC Aug 2019 A | 60,000,000 | 2018/11/08 | 2019/08/12 | 15.00 |
| 59940 | UBS AG – Tencent R Bull CBBC Feb 2019 Y | 40,000,000 | 2018/11/08 | 2019/02/11 | 10.00 |
| 59941 | UBS AG – Tencent R Bull CBBC Feb 2019 Z | 40,000,000 | 2018/11/08 | 2019/02/27 | 10.00 |
| 59939 | UBS AG – Tencent R Bear CBBC Feb 2019 B | 40,000,000 | 2018/11/08 | 2019/02/19 | 10.00 |
| 59892 | UBS AG – Tencent R Bear CBBC Feb 2019 Y | 40,000,000 | 2018/11/08 | 2019/02/13 | 10.00 |
| 59895 | UBS AG – Tencent R Bear CBBC Feb 2019 Z | 40,000,000 | 2018/11/08 | 2019/02/28 | 10.00 |
| 59796 | Bank Vontobel – Galaxy Ent R Bull CBBC Aug 2019 A | 40,000,000 | 2018/11/08 | 2019/08/09 | 10.00 |
| 59597 | Bank Vontobel – HSBC R Bull CBBC Aug 2019 A | 40,000,000 | 2018/11/08 | 2019/08/02 | 10.00 |
| 59591 | Bank Vontobel – HSI N Bear CBBC Mar 2019 B | 80,000,000 | 2018/11/08 | 2019/03/28 | 20.00 |
| 61923 | BNP Paribas Issuance B.V. – CC Bank R Bull CBBC Sep 2019 Q | 100,000,000 | 2018/11/09 | 2019/09/27 | 25.00 |
| 61557 | BNP Paribas Issuance B.V. – CC Bank R Bear CBBC May 2019 N | 100,000,000 | 2018/11/09 | 2019/05/30 | 25.00 |
| 62066 | BNP Paribas Issuance B.V. – CC Bank R Bear CBBC May 2019 O | 100,000,000 | 2018/11/09 | 2019/05/30 | 25.00 |
| 61913 | BNP Paribas Issuance B.V. – Galaxy Ent R Bull CBBC Nov 2019U | 150,000,000 | 2018/11/09 | 2019/11/28 | 37.50 |
| 62159 | BNP Paribas Issuance B.V. – Galaxy Ent R Bull CBBC Nov 2019V | 150,000,000 | 2018/11/09 | 2019/11/28 | 37.50 |
| 61553 | BNP Paribas Issuance B.V. – Galaxy Ent R Bear CBBC Aug 2019P | 150,000,000 | 2018/11/09 | 2019/08/29 | 37.50 |
| 61554 | BNP Paribas Issuance B.V. – Galaxy Ent R Bear CBBC Aug 2019Q | 150,000,000 | 2018/11/09 | 2019/08/29 | 37.50 |
| 61893 | BNP Paribas Issuance B.V. – HKEX R Bull CBBC May 2019 Y | 50,000,000 | 2018/11/09 | 2019/05/30 | 12.50 |
| 61904 | BNP Paribas Issuance B.V. – HKEX R Bull CBBC May 2019 Z | 50,000,000 | 2018/11/09 | 2019/05/30 | 12.50 |
| 62165 | BNP Paribas Issuance B.V. – HSCEI R Bull CBBC Sep 2019 D | 100,000,000 | 2018/11/09 | 2019/09/27 | 25.00 |
| 61927 | BNP Paribas Issuance B.V. – HSCEI R Bull CBBC Sep 2019 K | 100,000,000 | 2018/11/09 | 2019/09/27 | 25.00 |
| 61573 | BNP Paribas Issuance B.V. – HSCEI R Bear CBBC Apr 2019 K | 100,000,000 | 2018/11/09 | 2019/04/29 | 25.00 |
| 61680 | BNP Paribas Issuance B.V. – HSCEI R Bear CBBC Apr 2019 L | 100,000,000 | 2018/11/09 | 2019/04/29 | 25.00 |
| 61862 | BNP Paribas Issuance B.V. – HSI R Bull CBBC Nov 2019 C | 250,000,000 | 2018/11/09 | 2019/11/28 | 62.50 |
| 61866 | BNP Paribas Issuance B.V. – HSI R Bull CBBC Nov 2019 D | 250,000,000 | 2018/11/09 | 2019/11/28 | 62.50 |

主板 可收回牛熊證

| 股份代號 | 牛熊證 | 上市時之發行單位 | 上市日期 | 到期日 | 集資金額 (百萬港元) |
|-------|--|-------------|------------|------------|----------------|
| 62071 | BNP Paribas Issuance B.V. – HSI R Bull CBBC Nov 2019 F | 250,000,000 | 2018/11/09 | 2019/11/28 | 62.50 |
| 62104 | BNP Paribas Issuance B.V. – HSI R Bull CBBC Nov 2019 G | 250,000,000 | 2018/11/09 | 2019/11/28 | 62.50 |
| 61878 | BNP Paribas Issuance B.V. – HSI R Bull CBBC Nov 2019 H | 250,000,000 | 2018/11/09 | 2019/11/28 | 62.50 |
| 61860 | BNP Paribas Issuance B.V. – HSI R Bull CBBC Nov 2019 V | 250,000,000 | 2018/11/09 | 2019/11/28 | 62.50 |
| 62079 | BNP Paribas Issuance B.V. – HSI R Bull CBBC Nov 2019 W | 250,000,000 | 2018/11/09 | 2019/11/28 | 62.50 |
| 62102 | BNP Paribas Issuance B.V. – HSI R Bull CBBC Nov 2019 X | 250,000,000 | 2018/11/09 | 2019/11/28 | 62.50 |
| 61864 | BNP Paribas Issuance B.V. – HSI R Bull CBBC Nov 2019 Y | 250,000,000 | 2018/11/09 | 2019/11/28 | 62.50 |
| 61879 | BNP Paribas Issuance B.V. – HSI R Bull CBBC Nov 2019 Z | 250,000,000 | 2018/11/09 | 2019/11/28 | 62.50 |
| 61595 | BNP Paribas Issuance B.V. – HSI R Bear CBBC Apr 2019 A | 250,000,000 | 2018/11/09 | 2019/04/29 | 62.50 |
| 61609 | BNP Paribas Issuance B.V. – HSI R Bear CBBC Apr 2019 B | 250,000,000 | 2018/11/09 | 2019/04/29 | 62.50 |
| 61612 | BNP Paribas Issuance B.V. – HSI R Bear CBBC Apr 2019 C | 250,000,000 | 2018/11/09 | 2019/04/29 | 62.50 |
| 61661 | BNP Paribas Issuance B.V. – HSI R Bear CBBC Apr 2019 D | 250,000,000 | 2018/11/09 | 2019/04/29 | 62.50 |
| 61670 | BNP Paribas Issuance B.V. – HSI R Bear CBBC Apr 2019 E | 250,000,000 | 2018/11/09 | 2019/04/29 | 62.50 |
| 61676 | BNP Paribas Issuance B.V. – HSI R Bear CBBC Apr 2019 F | 250,000,000 | 2018/11/09 | 2019/04/29 | 62.50 |
| 61677 | BNP Paribas Issuance B.V. – HSI R Bear CBBC Apr 2019 G | 250,000,000 | 2018/11/09 | 2019/04/29 | 62.50 |
| 61678 | BNP Paribas Issuance B.V. – HSI R Bear CBBC Apr 2019 H | 250,000,000 | 2018/11/09 | 2019/04/29 | 62.50 |
| 61679 | BNP Paribas Issuance B.V. – HSI R Bear CBBC Apr 2019 I | 250,000,000 | 2018/11/09 | 2019/04/29 | 62.50 |
| 62172 | BNP Paribas Issuance B.V. – Ping An R Bull CBBC Jun 2019 V | 200,000,000 | 2018/11/09 | 2019/06/27 | 50.00 |
| 61588 | BNP Paribas Issuance B.V. – Ping An R Bear CBBC Aug 2019 O | 200,000,000 | 2018/11/09 | 2019/08/29 | 50.00 |
| 61889 | BNP Paribas Issuance B.V. – Tencent R Bull CBBC Jun 2019 L | 50,000,000 | 2018/11/09 | 2019/06/27 | 12.50 |
| 61883 | BNP Paribas Issuance B.V. – Tencent R Bull CBBC Jun 2019 M | 50,000,000 | 2018/11/09 | 2019/06/27 | 12.50 |
| 61892 | BNP Paribas Issuance B.V. – Tencent R Bull CBBC Jul 2019 A | 50,000,000 | 2018/11/09 | 2019/07/30 | 12.50 |
| 62110 | BNP Paribas Issuance B.V. – Tencent R Bull CBBC Jul 2019 B | 50,000,000 | 2018/11/09 | 2019/07/30 | 12.50 |
| 61887 | BNP Paribas Issuance B.V. – Tencent R Bull CBBC Jul 2019 Z | 50,000,000 | 2018/11/09 | 2019/07/30 | 12.50 |
| 61515 | BNP Paribas Issuance B.V. – Tencent R Bear CBBC Mar 2019 O | 50,000,000 | 2018/11/09 | 2019/03/28 | 12.50 |
| 61522 | BNP Paribas Issuance B.V. – Tencent R Bear CBBC Mar 2019 P | 50,000,000 | 2018/11/09 | 2019/03/28 | 12.50 |
| 61697 | BNP Paribas Issuance B.V. – Tencent R Bear CBBC Apr 2019 I | 50,000,000 | 2018/11/09 | 2019/04/29 | 12.50 |
| 62906 | Credit Suisse AG – AIA R Bull CBBC Apr 2019 E | 70,000,000 | 2018/11/09 | 2019/04/29 | 17.50 |
| 62844 | Credit Suisse AG – Bank of China R Bull CBBC Jul 2019 C | 70,000,000 | 2018/11/09 | 2019/07/30 | 17.50 |
| 62817 | Credit Suisse AG – Geely Auto R Bull CBBC Jul 2019 C | 40,000,000 | 2018/11/09 | 2019/07/30 | 10.00 |
| 62821 | Credit Suisse AG – Geely Auto R Bear CBBC Jul 2019 C | 40,000,000 | 2018/11/09 | 2019/07/30 | 11.60 |
| 62814 | Credit Suisse AG – Galaxy Ent R Bull CBBC Jun 2019 C | 50,000,000 | 2018/11/09 | 2019/06/27 | 12.50 |
| 62826 | Credit Suisse AG – HKEX R Bull CBBC May 2019 C | 50,000,000 | 2018/11/09 | 2019/05/30 | 12.50 |
| 62827 | Credit Suisse AG – HKEX R Bull CBBC Jun 2019 A | 50,000,000 | 2018/11/09 | 2019/06/27 | 12.50 |
| 62905 | Credit Suisse AG – HSBC R Bull CBBC Jun 2019 D | 70,000,000 | 2018/11/09 | 2019/06/27 | 17.50 |
| 62888 | Credit Suisse AG – HSCEI R Bull CBBC Jul 2020 B | 100,000,000 | 2018/11/09 | 2020/07/30 | 25.00 |
| 62890 | Credit Suisse AG – HSCEI R Bear CBBC Oct 2019 B | 100,000,000 | 2018/11/09 | 2019/10/30 | 25.00 |
| 62869 | Credit Suisse AG – HSI R Bull CBBC Aug 2020 K | 200,000,000 | 2018/11/09 | 2020/08/28 | 50.00 |
| 62853 | Credit Suisse AG – HSI R Bull CBBC Sep 2020 F | 200,000,000 | 2018/11/09 | 2020/09/29 | 50.00 |
| 62872 | Credit Suisse AG – HSI R Bull CBBC Sep 2020 G | 200,000,000 | 2018/11/09 | 2020/09/29 | 50.00 |
| 62873 | Credit Suisse AG – HSI R Bull CBBC Sep 2020 J | 200,000,000 | 2018/11/09 | 2020/09/29 | 50.00 |
| 62880 | Credit Suisse AG – HSI R Bull CBBC Sep 2020 V | 200,000,000 | 2018/11/09 | 2020/09/29 | 50.00 |
| 62885 | Credit Suisse AG – HSI R Bull CBBC Sep 2020 W | 200,000,000 | 2018/11/09 | 2020/09/29 | 50.00 |
| 62850 | Credit Suisse AG – HSI R Bull CBBC Oct 2020 X | 200,000,000 | 2018/11/09 | 2020/10/29 | 50.00 |
| 62860 | Credit Suisse AG – HSI R Bull CBBC Oct 2020 Y | 200,000,000 | 2018/11/09 | 2020/10/29 | 50.00 |

主板 可收回牛熊證

| 股份代號 | 牛熊證 | 上市時之發行單位 | 上市日期 | 到期日 | 集資金額 (百萬港元) |
|-------|---|-------------|------------|------------|----------------|
| 62883 | Credit Suisse AG – HSI R Bull CBBC Oct 2020 Z | 300,000,000 | 2018/11/09 | 2020/10/29 | 75.00 |
| 62787 | Credit Suisse AG – HSI R Bear CBBC Feb 2019 T | 200,000,000 | 2018/11/09 | 2019/02/27 | 50.00 |
| 62767 | Credit Suisse AG – HSI R Bear CBBC Mar 2019 C | 200,000,000 | 2018/11/09 | 2019/03/28 | 50.00 |
| 62769 | Credit Suisse AG – HSI R Bear CBBC Mar 2019 D | 200,000,000 | 2018/11/09 | 2019/03/28 | 50.00 |
| 62791 | Credit Suisse AG – HSI R Bear CBBC Mar 2019 S | 200,000,000 | 2018/11/09 | 2019/03/28 | 50.00 |
| 62812 | Credit Suisse AG – HSI R Bear CBBC Mar 2019 U | 200,000,000 | 2018/11/09 | 2019/03/28 | 50.00 |
| 62768 | Credit Suisse AG – HSI R Bear CBBC Apr 2019 G | 200,000,000 | 2018/11/09 | 2019/04/29 | 50.00 |
| 62772 | Credit Suisse AG – HSI R Bear CBBC Apr 2019 H | 200,000,000 | 2018/11/09 | 2019/04/29 | 50.00 |
| 62839 | Credit Suisse AG – ICBC R Bull CBBC Jul 2019 C | 70,000,000 | 2018/11/09 | 2019/07/30 | 17.50 |
| 62907 | Credit Suisse AG – Ping An R Bull CBBC Jul 2019 A | 80,000,000 | 2018/11/09 | 2019/07/30 | 20.00 |
| 62909 | Credit Suisse AG – Ping An R Bull CBBC Sep 2019 A | 80,000,000 | 2018/11/09 | 2019/09/27 | 20.00 |
| 62836 | Credit Suisse AG – Ping An R Bear CBBC Jun 2019 B | 50,000,000 | 2018/11/09 | 2019/06/27 | 12.50 |
| 62837 | Credit Suisse AG – Ping An R Bear CBBC Jul 2019 A | 50,000,000 | 2018/11/09 | 2019/07/30 | 12.50 |
| 62834 | Credit Suisse AG – Sands China R Bull CBBC Aug 2019 C | 50,000,000 | 2018/11/09 | 2019/08/29 | 12.50 |
| 62833 | Credit Suisse AG – Tencent R Bull CBBC May 2019 H | 50,000,000 | 2018/11/09 | 2019/05/30 | 12.50 |
| 62829 | Credit Suisse AG – Tencent R Bull CBBC Jun 2019 M | 50,000,000 | 2018/11/09 | 2019/06/27 | 12.50 |
| 62788 | Credit Suisse AG – Tencent R Bear CBBC Mar 2019 N | 50,000,000 | 2018/11/09 | 2019/03/28 | 12.50 |
| 63272 | Goldman Sachs SP (Asia) – AAC Tech R Bull CBBC May 2019 B | 40,000,000 | 2018/11/09 | 2019/05/20 | 10.00 |
| 63289 | Goldman Sachs SP (Asia) – China Life R Bull CBBC Mar 2019 G | 100,000,000 | 2018/11/09 | 2019/03/18 | 25.00 |
| 63292 | Goldman Sachs SP (Asia) – Galaxy Ent R Bull CBBC Jul 2019 N | 100,000,000 | 2018/11/09 | 2019/07/26 | 25.00 |
| 63307 | Goldman Sachs SP (Asia) – HKEX R Bull CBBC Feb 2019 M | 100,000,000 | 2018/11/09 | 2019/02/19 | 25.00 |
| 63293 | Goldman Sachs SP (Asia) – HKEX R Bull CBBC Feb 2019 W | 100,000,000 | 2018/11/09 | 2019/02/19 | 25.00 |
| 63314 | Goldman Sachs SP (Asia) – HKEX R Bull CBBC Feb 2019 X | 100,000,000 | 2018/11/09 | 2019/02/19 | 25.00 |
| 63318 | Goldman Sachs SP (Asia) – HSBC R Bull CBBC Sep 2019 T | 100,000,000 | 2018/11/09 | 2019/09/27 | 25.00 |
| 63244 | Goldman Sachs SP (Asia) – HSI R Bull CBBC Nov 2020 F | 200,000,000 | 2018/11/09 | 2020/11/27 | 50.00 |
| 63283 | Goldman Sachs SP (Asia) – HSI R Bull CBBC Nov 2020 M | 200,000,000 | 2018/11/09 | 2020/11/27 | 50.00 |
| 63227 | Goldman Sachs SP (Asia) – HSI R Bull CBBC Nov 2020 T | 200,000,000 | 2018/11/09 | 2020/11/27 | 50.00 |
| 63284 | Goldman Sachs SP (Asia) – HSI R Bull CBBC Nov 2020 W | 200,000,000 | 2018/11/09 | 2020/11/27 | 50.00 |
| 63288 | Goldman Sachs SP (Asia) – HSI R Bull CBBC Nov 2020 X | 200,000,000 | 2018/11/09 | 2020/11/27 | 50.00 |
| 61182 | Goldman Sachs SP (Asia) – HSI R Bear CBBC Apr 2019 E | 200,000,000 | 2018/11/09 | 2019/04/29 | 50.00 |
| 61201 | Goldman Sachs SP (Asia) – HSI R Bear CBBC Apr 2019 F | 200,000,000 | 2018/11/09 | 2019/04/29 | 50.00 |
| 61229 | Goldman Sachs SP (Asia) – HSI R Bear CBBC Apr 2019 G | 200,000,000 | 2018/11/09 | 2019/04/29 | 50.00 |
| 61244 | Goldman Sachs SP (Asia) – HSI R Bear CBBC Apr 2019 H | 200,000,000 | 2018/11/09 | 2019/04/29 | 50.00 |
| 61248 | Goldman Sachs SP (Asia) – HSI R Bear CBBC Apr 2019 I | 200,000,000 | 2018/11/09 | 2019/04/29 | 50.00 |
| 61856 | Goldman Sachs SP (Asia) – HSI R Bear CBBC Apr 2019 J | 200,000,000 | 2018/11/09 | 2019/04/29 | 50.00 |
| 61857 | Goldman Sachs SP (Asia) – HSI R Bear CBBC Apr 2019 K | 200,000,000 | 2018/11/09 | 2019/04/29 | 50.00 |
| 63276 | Goldman Sachs SP (Asia) – Ping An R Bull CBBC Jul 2019 U | 100,000,000 | 2018/11/09 | 2019/07/25 | 25.00 |
| 63275 | Goldman Sachs SP (Asia) – Ping An R Bull CBBC Jul 2019 Z | 100,000,000 | 2018/11/09 | 2019/07/25 | 25.00 |
| 63239 | Goldman Sachs SP (Asia) – Tencent R Bull CBBC Mar 2019 D | 100,000,000 | 2018/11/09 | 2019/03/11 | 25.00 |
| 63251 | Goldman Sachs SP (Asia) – Tencent R Bull CBBC Mar 2019 E | 100,000,000 | 2018/11/09 | 2019/03/11 | 25.00 |
| 63266 | Goldman Sachs SP (Asia) – Tencent R Bull CBBC Mar 2019 G | 100,000,000 | 2018/11/09 | 2019/03/11 | 25.00 |
| 63249 | Goldman Sachs SP (Asia) – Tencent R Bull CBBC Mar 2019 L | 100,000,000 | 2018/11/09 | 2019/03/11 | 25.00 |
| 61231 | Goldman Sachs SP (Asia) – Tencent R Bear CBBC Mar 2019 J | 80,000,000 | 2018/11/09 | 2019/03/11 | 20.16 |
| 61257 | Goldman Sachs SP (Asia) – Tencent R Bear CBBC Mar 2019 L | 80,000,000 | 2018/11/09 | 2019/03/11 | 20.00 |
| 61858 | Goldman Sachs SP (Asia) – Tencent R Bear CBBC Mar 2019 M | 80,000,000 | 2018/11/09 | 2019/03/11 | 20.00 |

主板 可收回牛熊證

| 股份代號 | 牛熊證 | 上市時之發行單位 | 上市日期 | 到期日 | 集資金額 (百萬港元) |
|-------|--|-------------|------------|------------|----------------|
| 61946 | HK Bank – AIA R Bull CBBC Mar 2019 I | 80,000,000 | 2018/11/09 | 2019/03/25 | 20.00 |
| 61824 | HK Bank – China Mobile R Bull CBBC Mar 2019 C | 50,000,000 | 2018/11/09 | 2019/03/25 | 12.50 |
| 61929 | HK Bank – CC Bank R Bull CBBC Mar 2019 F | 100,000,000 | 2018/11/09 | 2019/03/18 | 25.00 |
| 61957 | HK Bank – CM Bank R Bull CBBC Jul 2019 A | 100,000,000 | 2018/11/09 | 2019/07/29 | 25.00 |
| 61952 | HK Bank – CSPC Pharma R Bull CBBC Mar 2019 E | 40,000,000 | 2018/11/09 | 2019/03/25 | 14.00 |
| 61961 | HK Bank – Geely Auto R Bull CBBC Mar 2019 E | 40,000,000 | 2018/11/09 | 2019/03/25 | 10.00 |
| 61935 | HK Bank – Galaxy Ent R Bull CBBC May 2019 H | 80,000,000 | 2018/11/09 | 2019/05/14 | 20.00 |
| 61786 | HK Bank – HKEX R Bull CBBC Mar 2019 R | 50,000,000 | 2018/11/09 | 2019/03/21 | 12.50 |
| 61783 | HK Bank – HKEX R Bull CBBC Apr 2019 F | 50,000,000 | 2018/11/09 | 2019/04/15 | 12.50 |
| 61162 | HK Bank – HKEX R Bear CBBC Mar 2019 K | 40,000,000 | 2018/11/09 | 2019/03/07 | 10.00 |
| 61817 | HK Bank – HKEX R Bear CBBC Mar 2019 L | 40,000,000 | 2018/11/09 | 2019/03/28 | 10.80 |
| 61739 | HK Bank – HSCEI R Bull CBBC Sep 2019 H | 60,000,000 | 2018/11/09 | 2019/09/27 | 15.00 |
| 61723 | HK Bank – HSI R Bull CBBC Sep 2019 A | 200,000,000 | 2018/11/09 | 2019/09/27 | 50.00 |
| 61716 | HK Bank – HSI R Bull CBBC Sep 2019 Z | 200,000,000 | 2018/11/09 | 2019/09/27 | 50.00 |
| 61158 | HK Bank – HSI R Bear CBBC Apr 2019 X | 200,000,000 | 2018/11/09 | 2019/04/29 | 50.00 |
| 61727 | HK Bank – HSI R Bear CBBC Apr 2019 Y | 200,000,000 | 2018/11/09 | 2019/04/29 | 50.00 |
| 61932 | HK Bank – ICBC R Bull CBBC May 2019 A | 100,000,000 | 2018/11/09 | 2019/05/14 | 25.00 |
| 61847 | HK Bank – Ping An R Bull CBBC Mar 2019 R | 100,000,000 | 2018/11/09 | 2019/03/14 | 25.00 |
| 61169 | HK Bank – Ping An R Bear CBBC Mar 2019 E | 80,000,000 | 2018/11/09 | 2019/03/07 | 20.00 |
| 61782 | HK Bank – Ping An R Bear CBBC Apr 2019 D | 80,000,000 | 2018/11/09 | 2019/04/18 | 20.00 |
| 61955 | HK Bank – Sino Biopharm R Bull CBBC Apr 2019 D | 40,000,000 | 2018/11/09 | 2019/04/15 | 10.00 |
| 61966 | HK Bank – Sands China R Bull CBBC Jul 2019 E | 80,000,000 | 2018/11/09 | 2019/07/29 | 20.00 |
| 61819 | HK Bank – SUNAC R Bull CBBC Dec 2019 B | 100,000,000 | 2018/11/09 | 2019/12/16 | 25.00 |
| 61837 | HK Bank – Sunny Optical R Bull CBBC Apr 2019 F | 40,000,000 | 2018/11/09 | 2019/04/01 | 10.00 |
| 61772 | HK Bank – Tencent R Bull CBBC Mar 2019 E | 60,000,000 | 2018/11/09 | 2019/03/28 | 15.00 |
| 61773 | HK Bank – Tencent R Bull CBBC Mar 2019 H | 60,000,000 | 2018/11/09 | 2019/03/21 | 15.00 |
| 61743 | HK Bank – Tencent R Bull CBBC Apr 2019 U | 60,000,000 | 2018/11/09 | 2019/04/18 | 16.20 |
| 61108 | HK Bank – Tencent R Bear CBBC Mar 2019 H | 50,000,000 | 2018/11/09 | 2019/03/07 | 12.50 |
| 61146 | HK Bank – Tencent R Bear CBBC Mar 2019 I | 50,000,000 | 2018/11/09 | 2019/03/18 | 12.50 |
| 61702 | HK Bank – Tencent R Bear CBBC Mar 2019 J | 50,000,000 | 2018/11/09 | 2019/03/28 | 12.50 |
| 61432 | Haitong Int'l Sec – HSI R Bull CBBC Oct 2019 S | 120,000,000 | 2018/11/09 | 2019/10/30 | 30.00 |
| 62208 | Haitong Int'l Sec – HSI R Bull CBBC Oct 2019 T | 120,000,000 | 2018/11/09 | 2019/10/30 | 30.00 |
| 61446 | Haitong Int'l Sec – HSI R Bull CBBC Dec 2019 Q | 120,000,000 | 2018/11/09 | 2019/12/30 | 30.00 |
| 61494 | Haitong Int'l Sec – HSI R Bull CBBC Dec 2019 R | 120,000,000 | 2018/11/09 | 2019/12/30 | 30.00 |
| 61448 | Haitong Int'l Sec – HSI R Bull CBBC Jan 2020 L | 120,000,000 | 2018/11/09 | 2020/01/30 | 30.00 |
| 61475 | Haitong Int'l Sec – HSI R Bull CBBC Jan 2020 M | 120,000,000 | 2018/11/09 | 2020/01/30 | 30.00 |
| 62207 | Haitong Int'l Sec – HSI R Bull CBBC Jan 2020 N | 120,000,000 | 2018/11/09 | 2020/01/30 | 30.00 |
| 61502 | Haitong Int'l Sec – HSI R Bear CBBC Feb 2019 O | 120,000,000 | 2018/11/09 | 2019/02/27 | 30.00 |
| 61505 | Haitong Int'l Sec – HSI R Bear CBBC Feb 2019 P | 120,000,000 | 2018/11/09 | 2019/02/27 | 30.00 |
| 61509 | Haitong Int'l Sec – HSI R Bear CBBC Feb 2019 Q | 120,000,000 | 2018/11/09 | 2019/02/27 | 30.00 |
| 62210 | Haitong Int'l Sec – HSI R Bear CBBC Mar 2019 E | 120,000,000 | 2018/11/09 | 2019/03/28 | 30.00 |
| 62053 | Haitong Int'l Sec – Tencent R Bull CBBC Mar 2019 U | 40,000,000 | 2018/11/09 | 2019/03/13 | 10.00 |
| 62060 | Haitong Int'l Sec – Tencent R Bull CBBC Mar 2019 V | 40,000,000 | 2018/11/09 | 2019/03/15 | 10.04 |
| 62064 | Haitong Int'l Sec – Tencent R Bull CBBC Mar 2019 W | 40,000,000 | 2018/11/09 | 2019/03/18 | 10.00 |
| 62065 | Haitong Int'l Sec – Tencent R Bull CBBC Mar 2019 X | 40,000,000 | 2018/11/09 | 2019/03/21 | 10.04 |

主板 可收回牛熊證

| 股份代號 | 牛熊證 | 上市時之發行單位 | 上市日期 | 到期日 | 集資金額 (百萬港元) |
|-------|---|-------------|------------|------------|----------------|
| 62050 | Haitong Int'l Sec – Tencent R Bull CBBC Apr 2019 I | 40,000,000 | 2018/11/09 | 2019/04/10 | 10.08 |
| 62492 | J P Morgan SP BV – AIA R Bull CBBC Apr 2019 C | 100,000,000 | 2018/11/09 | 2019/04/12 | 25.00 |
| 62568 | J P Morgan SP BV – Bank of China R Bull CBBC Sep 2019 A | 100,000,000 | 2018/11/09 | 2019/09/20 | 25.00 |
| 62494 | J P Morgan SP BV – CC Bank R Bull CBBC May 2019 B | 100,000,000 | 2018/11/09 | 2019/05/10 | 25.00 |
| 62489 | J P Morgan SP BV – Galaxy Ent R Bull CBBC May 2019 D | 100,000,000 | 2018/11/09 | 2019/05/17 | 25.00 |
| 62695 | J P Morgan SP BV – HKEX R Bull CBBC Mar 2019 F | 40,000,000 | 2018/11/09 | 2019/03/08 | 10.00 |
| 62708 | J P Morgan SP BV – HKEX R Bull CBBC Mar 2019 G | 40,000,000 | 2018/11/09 | 2019/03/08 | 10.00 |
| 62710 | J P Morgan SP BV – HKEX R Bull CBBC Mar 2019 H | 40,000,000 | 2018/11/09 | 2019/03/15 | 10.00 |
| 62462 | J P Morgan SP BV – HKEX R Bear CBBC Mar 2019 E | 40,000,000 | 2018/11/09 | 2019/03/15 | 10.20 |
| 62487 | J P Morgan SP BV – HKEX R Bear CBBC Apr 2019 A | 40,000,000 | 2018/11/09 | 2019/04/12 | 14.20 |
| 62583 | J P Morgan SP BV – HSBC R Bull CBBC Apr 2019 C | 100,000,000 | 2018/11/09 | 2019/04/12 | 25.00 |
| 62759 | J P Morgan SP BV – HSCEI R Bull CBBC Oct 2020 C | 100,000,000 | 2018/11/09 | 2020/10/29 | 25.00 |
| 62765 | J P Morgan SP BV – HSCEI R Bull CBBC Nov 2020 B | 100,000,000 | 2018/11/09 | 2020/11/27 | 25.00 |
| 62718 | J P Morgan SP BV – HSI R Bull CBBC Oct 2019 K | 200,000,000 | 2018/11/09 | 2019/10/30 | 50.00 |
| 62724 | J P Morgan SP BV – HSI R Bull CBBC Oct 2019 O | 200,000,000 | 2018/11/09 | 2019/10/30 | 50.00 |
| 62742 | J P Morgan SP BV – HSI R Bull CBBC Oct 2019 P | 200,000,000 | 2018/11/09 | 2019/10/30 | 50.00 |
| 62748 | J P Morgan SP BV – HSI R Bull CBBC Nov 2019 A | 200,000,000 | 2018/11/09 | 2019/11/28 | 50.00 |
| 62743 | J P Morgan SP BV – HSI R Bull CBBC Nov 2019 E | 200,000,000 | 2018/11/09 | 2019/11/28 | 50.00 |
| 62719 | J P Morgan SP BV – HSI R Bull CBBC Nov 2019 P | 200,000,000 | 2018/11/09 | 2019/11/28 | 50.00 |
| 62727 | J P Morgan SP BV – HSI R Bull CBBC Nov 2019 U | 200,000,000 | 2018/11/09 | 2019/11/28 | 50.00 |
| 62713 | J P Morgan SP BV – HSI R Bull CBBC Sep 2020 J | 200,000,000 | 2018/11/09 | 2020/09/29 | 50.00 |
| 62729 | J P Morgan SP BV – HSI R Bull CBBC Sep 2020 M | 200,000,000 | 2018/11/09 | 2020/09/29 | 50.00 |
| 62720 | J P Morgan SP BV – HSI R Bull CBBC Sep 2020 U | 200,000,000 | 2018/11/09 | 2020/09/29 | 50.00 |
| 62413 | J P Morgan SP BV – HSI R Bear CBBC Feb 2019 A | 200,000,000 | 2018/11/09 | 2019/02/27 | 50.00 |
| 62419 | J P Morgan SP BV – HSI R Bear CBBC Feb 2019 B | 200,000,000 | 2018/11/09 | 2019/02/27 | 50.00 |
| 62349 | J P Morgan SP BV – HSI R Bear CBBC Feb 2019 V | 200,000,000 | 2018/11/09 | 2019/02/27 | 50.00 |
| 62354 | J P Morgan SP BV – HSI R Bear CBBC Feb 2019 W | 200,000,000 | 2018/11/09 | 2019/02/27 | 50.00 |
| 62356 | J P Morgan SP BV – HSI R Bear CBBC Feb 2019 X | 200,000,000 | 2018/11/09 | 2019/02/27 | 50.00 |
| 62360 | J P Morgan SP BV – HSI R Bear CBBC Feb 2019 Y | 200,000,000 | 2018/11/09 | 2019/02/27 | 50.00 |
| 62364 | J P Morgan SP BV – HSI R Bear CBBC Feb 2019 Z | 200,000,000 | 2018/11/09 | 2019/02/27 | 50.00 |
| 62513 | J P Morgan SP BV – ICBC R Bull CBBC May 2019 B | 100,000,000 | 2018/11/09 | 2019/05/10 | 25.00 |
| 62656 | J P Morgan SP BV – Ping An R Bull CBBC Apr 2019 B | 100,000,000 | 2018/11/09 | 2019/04/12 | 25.00 |
| 62665 | J P Morgan SP BV – Ping An R Bull CBBC May 2019 A | 100,000,000 | 2018/11/09 | 2019/05/10 | 25.00 |
| 62587 | J P Morgan SP BV – Tencent R Bull CBBC Mar 2019 W | 50,000,000 | 2018/11/09 | 2019/03/08 | 12.50 |
| 62599 | J P Morgan SP BV – Tencent R Bull CBBC Mar 2019 X | 50,000,000 | 2018/11/09 | 2019/03/15 | 12.50 |
| 62641 | J P Morgan SP BV – Tencent R Bull CBBC Mar 2019 Y | 50,000,000 | 2018/11/09 | 2019/03/08 | 15.50 |
| 62643 | J P Morgan SP BV – Tencent R Bull CBBC Mar 2019 Z | 50,000,000 | 2018/11/09 | 2019/03/15 | 21.75 |
| 62615 | J P Morgan SP BV – Tencent R Bull CBBC Apr 2019 F | 50,000,000 | 2018/11/09 | 2019/04/12 | 12.50 |
| 62638 | J P Morgan SP BV – Tencent R Bull CBBC Apr 2019 G | 50,000,000 | 2018/11/09 | 2019/04/18 | 12.50 |
| 62389 | J P Morgan SP BV – Tencent R Bear CBBC Mar 2019 R | 50,000,000 | 2018/11/09 | 2019/03/08 | 12.50 |
| 62405 | J P Morgan SP BV – Tencent R Bear CBBC Mar 2019 S | 50,000,000 | 2018/11/09 | 2019/03/15 | 12.50 |
| 62428 | J P Morgan SP BV – Tencent R Bear CBBC Mar 2019 T | 50,000,000 | 2018/11/09 | 2019/03/08 | 12.50 |
| 62409 | J P Morgan SP BV – Tencent R Bear CBBC Apr 2019 P | 50,000,000 | 2018/11/09 | 2019/04/12 | 12.50 |
| 62410 | J P Morgan SP BV – Tencent R Bear CBBC Apr 2019 Q | 50,000,000 | 2018/11/09 | 2019/04/18 | 12.50 |
| 63171 | SG Issuer – AIA R Bull CBBC Jul 2019 J | 60,000,000 | 2018/11/09 | 2019/07/08 | 15.00 |

主板 可收回牛熊證

| 股份代號 | 牛熊證 | 上市時之發行單位 | 上市日期 | 到期日 | 集資金額 (百萬港元) |
|-------|--|-------------|------------|------------|----------------|
| 62959 | SG Issuer – AIA R Bear CBBC Apr 2019 C | 60,000,000 | 2018/11/09 | 2019/04/26 | 15.00 |
| 63174 | SG Issuer – CC Bank R Bull CBBC Jul 2019 D | 100,000,000 | 2018/11/09 | 2019/07/30 | 25.00 |
| 62935 | SG Issuer – Geely Auto R Bear CBBC Jun 2019 A | 40,000,000 | 2018/11/09 | 2019/06/27 | 10.00 |
| 63176 | SG Issuer – Galaxy Ent R Bull CBBC Jul 2019 J | 100,000,000 | 2018/11/09 | 2019/07/30 | 25.00 |
| 62934 | SG Issuer – Galaxy Ent R Bear CBBC Jul 2019 L | 100,000,000 | 2018/11/09 | 2019/07/05 | 25.00 |
| 62961 | SG Issuer – Galaxy Ent R Bear CBBC Jul 2019 M | 100,000,000 | 2018/11/09 | 2019/07/08 | 25.00 |
| 63183 | SG Issuer – HKEX R Bull CBBC Mar 2019 A | 50,000,000 | 2018/11/09 | 2019/03/29 | 12.50 |
| 63184 | SG Issuer – HKEX R Bull CBBC Mar 2019 B | 50,000,000 | 2018/11/09 | 2019/03/29 | 12.50 |
| 62938 | SG Issuer – HKEX R Bear CBBC Mar 2019 L | 50,000,000 | 2018/11/09 | 2019/03/28 | 12.50 |
| 63189 | SG Issuer – HKEX R Bear CBBC Mar 2019 M | 50,000,000 | 2018/11/09 | 2019/03/29 | 12.50 |
| 62976 | SG Issuer – HKEX R Bear CBBC Apr 2019 C | 50,000,000 | 2018/11/09 | 2019/04/12 | 12.50 |
| 63110 | SG Issuer – HSI R Bull CBBC Sep 2020 K | 400,000,000 | 2018/11/09 | 2020/09/29 | 100.00 |
| 63105 | SG Issuer – HSI R Bull CBBC Sep 2020 Y | 200,000,000 | 2018/11/09 | 2020/09/29 | 50.00 |
| 63121 | SG Issuer – HSI R Bull CBBC Oct 2020 B | 200,000,000 | 2018/11/09 | 2020/10/29 | 50.00 |
| 63137 | SG Issuer – HSI R Bull CBBC Oct 2020 F | 200,000,000 | 2018/11/09 | 2020/10/29 | 50.00 |
| 63112 | SG Issuer – HSI R Bull CBBC Oct 2020 V | 200,000,000 | 2018/11/09 | 2020/10/29 | 50.00 |
| 63147 | SG Issuer – HSI R Bull CBBC Nov 2020 I | 200,000,000 | 2018/11/09 | 2020/11/27 | 50.00 |
| 63138 | SG Issuer – HSI R Bull CBBC Nov 2020 T | 200,000,000 | 2018/11/09 | 2020/11/27 | 50.00 |
| 63149 | SG Issuer – HSI R Bull CBBC Dec 2020 A | 200,000,000 | 2018/11/09 | 2020/12/30 | 50.00 |
| 63153 | SG Issuer – HSI R Bull CBBC Dec 2020 D | 400,000,000 | 2018/11/09 | 2020/12/30 | 100.00 |
| 63155 | SG Issuer – HSI R Bull CBBC Dec 2020 P | 200,000,000 | 2018/11/09 | 2020/12/30 | 50.00 |
| 63157 | SG Issuer – HSI R Bull CBBC Dec 2020 R | 200,000,000 | 2018/11/09 | 2020/12/30 | 50.00 |
| 62919 | SG Issuer – HSI R Bear CBBC Mar 2019 E | 200,000,000 | 2018/11/09 | 2019/03/28 | 50.00 |
| 62923 | SG Issuer – HSI R Bear CBBC Mar 2019 I | 200,000,000 | 2018/11/09 | 2019/03/28 | 50.00 |
| 62918 | SG Issuer – HSI R Bear CBBC Mar 2019 Z | 200,000,000 | 2018/11/09 | 2019/03/28 | 50.00 |
| 63083 | SG Issuer – HSI R Bear CBBC Apr 2019 A | 200,000,000 | 2018/11/09 | 2019/04/29 | 50.00 |
| 63017 | SG Issuer – HSI R Bear CBBC Apr 2019 C | 200,000,000 | 2018/11/09 | 2019/04/29 | 50.00 |
| 63048 | SG Issuer – HSI R Bear CBBC Apr 2019 D | 200,000,000 | 2018/11/09 | 2019/04/29 | 50.00 |
| 62929 | SG Issuer – HSI R Bear CBBC Apr 2019 S | 200,000,000 | 2018/11/09 | 2019/04/29 | 50.00 |
| 63053 | SG Issuer – HSI R Bear CBBC Apr 2019 T | 200,000,000 | 2018/11/09 | 2019/04/29 | 50.00 |
| 63066 | SG Issuer – HSI R Bear CBBC Apr 2019 Y | 200,000,000 | 2018/11/09 | 2019/04/29 | 50.00 |
| 63069 | SG Issuer – HSI R Bear CBBC Apr 2019 Z | 400,000,000 | 2018/11/09 | 2019/04/29 | 100.00 |
| 63020 | SG Issuer – HSI R Bear CBBC May 2019 D | 200,000,000 | 2018/11/09 | 2019/05/30 | 50.00 |
| 63022 | SG Issuer – HSI R Bear CBBC May 2019 E | 200,000,000 | 2018/11/09 | 2019/05/30 | 50.00 |
| 63024 | SG Issuer – HSI R Bear CBBC May 2019 F | 200,000,000 | 2018/11/09 | 2019/05/30 | 50.00 |
| 63097 | SG Issuer – HSI R Bear CBBC May 2019 G | 200,000,000 | 2018/11/09 | 2019/05/30 | 50.00 |
| 63101 | SG Issuer – HSI R Bear CBBC May 2019 H | 200,000,000 | 2018/11/09 | 2019/05/30 | 50.00 |
| 62933 | SG Issuer – HSI R Bear CBBC Jul 2019 O | 200,000,000 | 2018/11/09 | 2019/07/30 | 50.00 |
| 63196 | SG Issuer – ICBC R Bull CBBC Jul 2019 B | 60,000,000 | 2018/11/09 | 2019/07/30 | 15.00 |
| 63197 | SG Issuer – Ping An R Bull CBBC Apr 2019 K | 100,000,000 | 2018/11/09 | 2019/04/08 | 25.00 |
| 63201 | SG Issuer – Ping An R Bull CBBC Apr 2019 L | 100,000,000 | 2018/11/09 | 2019/04/15 | 25.00 |
| 62943 | SG Issuer – Ping An R Bear CBBC Mar 2019 H | 100,000,000 | 2018/11/09 | 2019/03/28 | 25.00 |
| 62981 | SG Issuer – Ping An R Bear CBBC Apr 2019 O | 100,000,000 | 2018/11/09 | 2019/04/26 | 25.00 |
| 63202 | SG Issuer – Sands China R Bull CBBC Oct 2019 B | 80,000,000 | 2018/11/09 | 2019/10/30 | 20.00 |
| 62990 | SG Issuer – Sands China R Bear CBBC Aug 2019 C | 80,000,000 | 2018/11/09 | 2019/08/08 | 20.00 |

主板 可收回牛熊證

| 股份代號 | 牛熊證 | 上市時之發行單位 | 上市日期 | 到期日 | 集資金額 (百萬港元) |
|-------|--|-------------|------------|------------|----------------|
| 63206 | SG Issuer – Tencent R Bull CBBC Feb 2019 L | 80,000,000 | 2018/11/09 | 2019/02/21 | 20.00 |
| 63208 | SG Issuer – Tencent R Bull CBBC Feb 2019 P | 80,000,000 | 2018/11/09 | 2019/02/26 | 20.00 |
| 63210 | SG Issuer – Tencent R Bull CBBC Feb 2019 R | 80,000,000 | 2018/11/09 | 2019/02/27 | 20.00 |
| 63211 | SG Issuer – Tencent R Bull CBBC Mar 2019 H | 80,000,000 | 2018/11/09 | 2019/03/29 | 20.00 |
| 63224 | SG Issuer – Tencent R Bull CBBC Apr 2019 I | 80,000,000 | 2018/11/09 | 2019/04/15 | 20.00 |
| 62945 | SG Issuer – Tencent R Bear CBBC Feb 2019 N | 80,000,000 | 2018/11/09 | 2019/02/22 | 20.00 |
| 62950 | SG Issuer – Tencent R Bear CBBC Feb 2019 O | 80,000,000 | 2018/11/09 | 2019/02/28 | 20.00 |
| 63006 | SG Issuer – Tencent R Bear CBBC Mar 2019 M | 80,000,000 | 2018/11/09 | 2019/03/04 | 20.00 |
| 62957 | SG Issuer – Tencent R Bear CBBC Mar 2019 O | 80,000,000 | 2018/11/09 | 2019/03/28 | 20.00 |
| 63013 | SG Issuer – Tencent R Bear CBBC Mar 2019 P | 80,000,000 | 2018/11/09 | 2019/03/25 | 20.00 |
| 63212 | SG Issuer – Tencent R Bear CBBC Mar 2019 Q | 80,000,000 | 2018/11/09 | 2019/03/29 | 20.00 |
| 62182 | UBS AG – Galaxy Ent R Bull CBBC Aug 2019 A | 40,000,000 | 2018/11/09 | 2019/08/05 | 10.00 |
| 62184 | UBS AG – HKEX R Bull CBBC Jun 2019 I | 50,000,000 | 2018/11/09 | 2019/06/03 | 12.50 |
| 62202 | UBS AG – HSCEI R Bull CBBC Sep 2020 D | 100,000,000 | 2018/11/09 | 2020/09/29 | 25.00 |
| 62332 | UBS AG – HSI R Bull CBBC Dec 2019 G | 250,000,000 | 2018/11/09 | 2019/12/30 | 62.50 |
| 62287 | UBS AG – HSI R Bull CBBC Sep 2020 J | 200,000,000 | 2018/11/09 | 2020/09/29 | 50.00 |
| 62323 | UBS AG – HSI R Bull CBBC Sep 2020 K | 200,000,000 | 2018/11/09 | 2020/09/29 | 50.00 |
| 62293 | UBS AG – HSI R Bull CBBC Oct 2020 D | 200,000,000 | 2018/11/09 | 2020/10/29 | 50.00 |
| 62308 | UBS AG – HSI R Bull CBBC Oct 2020 H | 200,000,000 | 2018/11/09 | 2020/10/29 | 50.00 |
| 62331 | UBS AG – HSI R Bull CBBC Oct 2020 R | 200,000,000 | 2018/11/09 | 2020/10/29 | 50.00 |
| 62329 | UBS AG – HSI R Bull CBBC Nov 2020 G | 200,000,000 | 2018/11/09 | 2020/11/27 | 50.00 |
| 62272 | UBS AG – HSI R Bull CBBC Nov 2020 T | 200,000,000 | 2018/11/09 | 2020/11/27 | 50.00 |
| 62299 | UBS AG – HSI R Bull CBBC Nov 2020 U | 200,000,000 | 2018/11/09 | 2020/11/27 | 50.00 |
| 62258 | UBS AG – HSI R Bull CBBC Dec 2020 H | 200,000,000 | 2018/11/09 | 2020/12/30 | 50.00 |
| 62300 | UBS AG – HSI R Bull CBBC Dec 2020 L | 200,000,000 | 2018/11/09 | 2020/12/30 | 50.00 |
| 62312 | UBS AG – HSI R Bull CBBC Dec 2020 N | 200,000,000 | 2018/11/09 | 2020/12/30 | 50.00 |
| 61328 | UBS AG – HSI R Bear CBBC Feb 2019 A | 200,000,000 | 2018/11/09 | 2019/02/27 | 50.00 |
| 61337 | UBS AG – HSI R Bear CBBC Feb 2019 B | 200,000,000 | 2018/11/09 | 2019/02/27 | 50.00 |
| 61342 | UBS AG – HSI R Bear CBBC Feb 2019 D | 200,000,000 | 2018/11/09 | 2019/02/27 | 50.00 |
| 62178 | UBS AG – HSI R Bear CBBC Feb 2019 E | 200,000,000 | 2018/11/09 | 2019/02/27 | 50.00 |
| 62229 | UBS AG – HSI R Bear CBBC Feb 2019 F | 200,000,000 | 2018/11/09 | 2019/02/27 | 50.00 |
| 62231 | UBS AG – HSI R Bear CBBC Feb 2019 G | 200,000,000 | 2018/11/09 | 2019/02/27 | 50.00 |
| 61275 | UBS AG – HSI R Bear CBBC Feb 2019 H | 200,000,000 | 2018/11/09 | 2019/02/27 | 50.00 |
| 61276 | UBS AG – HSI R Bear CBBC Feb 2019 X | 200,000,000 | 2018/11/09 | 2019/02/27 | 50.00 |
| 61345 | UBS AG – HSI R Bear CBBC Mar 2019 G | 200,000,000 | 2018/11/09 | 2019/03/28 | 50.00 |
| 61377 | UBS AG – HSI R Bear CBBC Mar 2019 P | 200,000,000 | 2018/11/09 | 2019/03/28 | 50.00 |
| 61344 | UBS AG – HSI R Bear CBBC May 2019 D | 300,000,000 | 2018/11/09 | 2019/05/30 | 75.00 |
| 61351 | UBS AG – HSI R Bear CBBC May 2019 E | 200,000,000 | 2018/11/09 | 2019/05/30 | 50.00 |
| 62185 | UBS AG – Petrochina R Bull CBBC Aug 2019 B | 60,000,000 | 2018/11/09 | 2019/08/12 | 15.00 |
| 62200 | UBS AG – Ping An R Bull CBBC Mar 2019 J | 100,000,000 | 2018/11/09 | 2019/03/11 | 25.00 |
| 61417 | UBS AG – Ping An R Bear CBBC Mar 2019 H | 100,000,000 | 2018/11/09 | 2019/03/18 | 25.00 |
| 62233 | UBS AG – Tencent R Bull CBBC Feb 2019 E | 40,000,000 | 2018/11/09 | 2019/02/13 | 10.00 |
| 62237 | UBS AG – Tencent R Bull CBBC Feb 2019 F | 40,000,000 | 2018/11/09 | 2019/02/22 | 10.00 |
| 62247 | UBS AG – Tencent R Bull CBBC Feb 2019 G | 40,000,000 | 2018/11/09 | 2019/02/25 | 10.00 |
| 62249 | UBS AG – Tencent R Bull CBBC Mar 2019 X | 40,000,000 | 2018/11/09 | 2019/03/05 | 10.00 |

主板 可收回牛熊證

| 股份代號 | 牛熊證 | 上市時之發行單位 | 上市日期 | 到期日 | 集資金額 (百萬港元) |
|-------|---|-------------|------------|------------|-------------|
| 62348 | UBS AG – Tencent R Bull CBBC Mar 2019 Y | 40,000,000 | 2018/11/09 | 2019/03/12 | 11.80 |
| 61407 | UBS AG – Tencent R Bear CBBC Feb 2019 C | 40,000,000 | 2018/11/09 | 2019/02/26 | 10.00 |
| 62180 | UBS AG – Tencent R Bear CBBC Feb 2019 D | 40,000,000 | 2018/11/09 | 2019/02/21 | 10.00 |
| 61399 | UBS AG – Tencent R Bear CBBC Mar 2019 V | 40,000,000 | 2018/11/09 | 2019/03/20 | 10.00 |
| 61410 | UBS AG – Tencent R Bear CBBC Mar 2019 W | 40,000,000 | 2018/11/09 | 2019/03/07 | 10.00 |
| 61381 | UBS AG – Tencent R Bear CBBC Apr 2019 H | 40,000,000 | 2018/11/09 | 2019/04/17 | 10.00 |
| 62023 | Bank Vontobel – AIA R Bull CBBC Oct 2019 A | 40,000,000 | 2018/11/09 | 2019/10/18 | 10.00 |
| 62025 | Bank Vontobel – China Life R Bull CBBC Oct 2019 A | 40,000,000 | 2018/11/09 | 2019/10/25 | 10.00 |
| 62021 | Bank Vontobel – HKEX R Bull CBBC Sep 2019 B | 40,000,000 | 2018/11/09 | 2019/09/20 | 10.00 |
| 61970 | Bank Vontobel – HSI N Bull CBBC May 2019 A | 80,000,000 | 2018/11/09 | 2019/05/30 | 20.00 |
| 61974 | Bank Vontobel – HSI N Bull CBBC May 2019 B | 80,000,000 | 2018/11/09 | 2019/05/30 | 20.00 |
| 61081 | Bank Vontobel – HSI N Bear CBBC Mar 2019 C | 80,000,000 | 2018/11/09 | 2019/03/28 | 20.00 |
| 61083 | Bank Vontobel – HSI N Bear CBBC Mar 2019 D | 80,000,000 | 2018/11/09 | 2019/03/28 | 20.00 |
| 61984 | Bank Vontobel – Ping An R Bull CBBC Aug 2019 B | 40,000,000 | 2018/11/09 | 2019/08/23 | 10.00 |
| 62042 | Bank Vontobel – Sunny Optical R Bull CBBC Sep 2019 A | 40,000,000 | 2018/11/09 | 2019/09/20 | 10.00 |
| 61981 | Bank Vontobel – Tencent R Bull CBBC Aug 2019 C | 40,000,000 | 2018/11/09 | 2019/08/23 | 10.00 |
| 61095 | Bank Vontobel – Tencent R Bear CBBC Aug 2019 D | 40,000,000 | 2018/11/09 | 2019/08/09 | 10.00 |
| 64076 | Credit Suisse AG – AIA R Bull CBBC Apr 2019 F | 70,000,000 | 2018/11/12 | 2019/04/26 | 17.50 |
| 64071 | Credit Suisse AG – Galaxy Ent R Bull CBBC May 2019 E | 50,000,000 | 2018/11/12 | 2019/05/30 | 12.50 |
| 63918 | Credit Suisse AG – HSI R Bull CBBC Aug 2020 P | 200,000,000 | 2018/11/12 | 2020/08/28 | 50.00 |
| 63958 | Credit Suisse AG – HSI R Bull CBBC Aug 2020 T | 200,000,000 | 2018/11/12 | 2020/08/28 | 50.00 |
| 63963 | Credit Suisse AG – HSI R Bull CBBC Aug 2020 U | 200,000,000 | 2018/11/12 | 2020/08/28 | 50.00 |
| 63974 | Credit Suisse AG – HSI R Bull CBBC Aug 2020 V | 200,000,000 | 2018/11/12 | 2020/08/28 | 50.00 |
| 63983 | Credit Suisse AG – HSI R Bull CBBC Aug 2020 X | 200,000,000 | 2018/11/12 | 2020/08/28 | 50.00 |
| 63923 | Credit Suisse AG – HSI R Bull CBBC Sep 2020 X | 200,000,000 | 2018/11/12 | 2020/09/29 | 50.00 |
| 63931 | Credit Suisse AG – HSI R Bull CBBC Sep 2020 Y | 200,000,000 | 2018/11/12 | 2020/09/29 | 50.00 |
| 63945 | Credit Suisse AG – HSI R Bull CBBC Sep 2020 Z | 200,000,000 | 2018/11/12 | 2020/09/29 | 50.00 |
| 63961 | Credit Suisse AG – HSI R Bull CBBC Oct 2020 A | 200,000,000 | 2018/11/12 | 2020/10/29 | 50.00 |
| 64001 | Credit Suisse AG – HSI R Bull CBBC Oct 2020 B | 300,000,000 | 2018/11/12 | 2020/10/29 | 75.00 |
| 64005 | Credit Suisse AG – HSI R Bear CBBC Feb 2019 U | 200,000,000 | 2018/11/12 | 2019/02/27 | 50.00 |
| 64019 | Credit Suisse AG – HSI R Bear CBBC Mar 2019 A | 200,000,000 | 2018/11/12 | 2019/03/28 | 50.00 |
| 64015 | Credit Suisse AG – HSI R Bear CBBC Mar 2019 V | 200,000,000 | 2018/11/12 | 2019/03/28 | 50.00 |
| 64022 | Credit Suisse AG – HSI R Bear CBBC Apr 2019 I | 200,000,000 | 2018/11/12 | 2019/04/29 | 50.00 |
| 64038 | Credit Suisse AG – HSI R Bear CBBC Apr 2019 J | 300,000,000 | 2018/11/12 | 2019/04/29 | 75.00 |
| 64024 | Credit Suisse AG – HSI R Bear CBBC May 2019 Q | 200,000,000 | 2018/11/12 | 2019/05/30 | 50.00 |
| 64002 | Credit Suisse AG – Ping An R Bull CBBC Jun 2019 B | 80,000,000 | 2018/11/12 | 2019/06/27 | 20.00 |
| 64043 | Credit Suisse AG – Ping An R Bear CBBC May 2019 A | 50,000,000 | 2018/11/12 | 2019/05/30 | 12.50 |
| 64054 | Credit Suisse AG – Ping An R Bear CBBC May 2019 B | 50,000,000 | 2018/11/12 | 2019/05/30 | 12.50 |
| 64059 | Credit Suisse AG – Ping An R Bear CBBC Jul 2019 B | 50,000,000 | 2018/11/12 | 2019/07/30 | 12.50 |
| 64072 | Credit Suisse AG – Sands China R Bull CBBC Sep 2019 B | 50,000,000 | 2018/11/12 | 2019/09/27 | 12.50 |
| 64060 | Credit Suisse AG – Tencent R Bull CBBC Apr 2019 L | 50,000,000 | 2018/11/12 | 2019/04/29 | 12.50 |
| 64061 | Credit Suisse AG – Tencent R Bear CBBC May 2019 A | 50,000,000 | 2018/11/12 | 2019/05/30 | 12.50 |
| 64171 | Goldman Sachs SP (Asia) – CC Bank R Bull CBBC Jun 2019 O | 100,000,000 | 2018/11/12 | 2019/06/25 | 25.00 |
| 64159 | Goldman Sachs SP (Asia) – Galaxy Ent R Bull CBBC Jul 2019 O | 100,000,000 | 2018/11/12 | 2019/07/26 | 25.00 |
| 64161 | Goldman Sachs SP (Asia) – HKEX R Bull CBBC Feb 2019 Y | 100,000,000 | 2018/11/12 | 2019/02/19 | 25.00 |

主板 可收回牛熊證

| 股份 代號 | 牛熊證 | 上市時之 發行單位 | 上市日期 | 到期日 | 集資金額 (百萬港元) |
|----------|--|--------------|------------|------------|----------------|
| 64180 | Goldman Sachs SP (Asia) – HSBC R Bull CBBC Sep 2019 U | 100,000,000 | 2018/11/12 | 2019/09/27 | 25.00 |
| 63373 | Goldman Sachs SP (Asia) – HSI R Bull CBBC Dec 2020 C | 200,000,000 | 2018/11/12 | 2020/12/30 | 50.00 |
| 63399 | Goldman Sachs SP (Asia) – HSI R Bull CBBC Dec 2020 D | 200,000,000 | 2018/11/12 | 2020/12/30 | 50.00 |
| 64085 | Goldman Sachs SP (Asia) – HSI R Bull CBBC Dec 2020 I | 200,000,000 | 2018/11/12 | 2020/12/30 | 50.00 |
| 64120 | Goldman Sachs SP (Asia) – HSI R Bull CBBC Dec 2020 S | 200,000,000 | 2018/11/12 | 2020/12/30 | 50.00 |
| 64136 | Goldman Sachs SP (Asia) – HSI R Bull CBBC Dec 2020 T | 200,000,000 | 2018/11/12 | 2020/12/30 | 50.00 |
| 63423 | Goldman Sachs SP (Asia) – HSI R Bull CBBC Dec 2020 X | 200,000,000 | 2018/11/12 | 2020/12/30 | 50.00 |
| 64077 | Goldman Sachs SP (Asia) – HSI R Bull CBBC Dec 2020 Y | 200,000,000 | 2018/11/12 | 2020/12/30 | 50.00 |
| 63606 | Goldman Sachs SP (Asia) – HSI R Bear CBBC Feb 2019 N | 200,000,000 | 2018/11/12 | 2019/02/27 | 50.00 |
| 64139 | Goldman Sachs SP (Asia) – HSI R Bear CBBC Mar 2019 L | 200,000,000 | 2018/11/12 | 2019/03/28 | 50.00 |
| 64181 | Goldman Sachs SP (Asia) – HSI R Bear CBBC Mar 2019 S | 200,000,000 | 2018/11/12 | 2019/03/28 | 50.00 |
| 64186 | Goldman Sachs SP (Asia) – HSI R Bear CBBC Mar 2019 W | 200,000,000 | 2018/11/12 | 2019/03/28 | 50.00 |
| 64198 | Goldman Sachs SP (Asia) – HSI R Bear CBBC Mar 2019 X | 200,000,000 | 2018/11/12 | 2019/03/28 | 50.00 |
| 64111 | Goldman Sachs SP (Asia) – Ping An R Bull CBBC Jul 2019 C | 100,000,000 | 2018/11/12 | 2019/07/25 | 25.00 |
| 64081 | Goldman Sachs SP (Asia) – Tencent R Bull CBBC Mar 2019 A | 100,000,000 | 2018/11/12 | 2019/03/11 | 25.00 |
| 63392 | Goldman Sachs SP (Asia) – Tencent R Bull CBBC Mar 2019 H | 100,000,000 | 2018/11/12 | 2019/03/11 | 25.00 |
| 63421 | Goldman Sachs SP (Asia) – Tencent R Bull CBBC Mar 2019 M | 100,000,000 | 2018/11/12 | 2019/03/11 | 25.00 |
| 64086 | Goldman Sachs SP (Asia) – Tencent R Bull CBBC Mar 2019 N | 100,000,000 | 2018/11/12 | 2019/03/11 | 25.00 |
| 64096 | Goldman Sachs SP (Asia) – Tencent R Bear CBBC Mar 2019 N | 80,000,000 | 2018/11/12 | 2019/03/11 | 20.00 |
| 63593 | HK Bank – Country Garden R Bull CBBC Mar 2019 C | 40,000,000 | 2018/11/12 | 2019/03/18 | 10.00 |
| 63597 | HK Bank – CSPC Pharma R Bull CBBC Mar 2019 F | 40,000,000 | 2018/11/12 | 2019/03/18 | 10.00 |
| 63604 | HK Bank – Galaxy Ent R Bull CBBC May 2019 I | 80,000,000 | 2018/11/12 | 2019/05/27 | 20.00 |
| 63428 | HK Bank – HKEX R Bull CBBC Apr 2019 G | 50,000,000 | 2018/11/12 | 2019/04/01 | 12.50 |
| 63543 | HK Bank – HKEX R Bull CBBC Apr 2019 H | 50,000,000 | 2018/11/12 | 2019/04/01 | 12.50 |
| 63547 | HK Bank – HKEX R Bear CBBC Mar 2019 M | 40,000,000 | 2018/11/12 | 2019/03/21 | 10.00 |
| 63431 | HK Bank – HSI R Bull CBBC Sep 2019 B | 200,000,000 | 2018/11/12 | 2019/09/27 | 50.00 |
| 63580 | HK Bank – HSI R Bull CBBC Sep 2019 M | 100,000,000 | 2018/11/12 | 2019/09/27 | 25.00 |
| 63592 | HK Bank – HSI R Bull CBBC Sep 2019 O | 200,000,000 | 2018/11/12 | 2019/09/27 | 50.00 |
| 63571 | HK Bank – HSI R Bear CBBC Apr 2019 A | 200,000,000 | 2018/11/12 | 2019/04/29 | 50.00 |
| 63554 | HK Bank – HSI R Bear CBBC Apr 2019 Z | 100,000,000 | 2018/11/12 | 2019/04/29 | 25.00 |
| 63441 | HK Bank – Ping An R Bull CBBC Mar 2019 S | 100,000,000 | 2018/11/12 | 2019/03/21 | 25.00 |
| 63442 | HK Bank – Tencent R Bull CBBC Mar 2019 N | 60,000,000 | 2018/11/12 | 2019/03/07 | 15.00 |
| 63542 | HK Bank – Tencent R Bull CBBC Apr 2019 V | 60,000,000 | 2018/11/12 | 2019/04/11 | 15.00 |
| 63538 | HK Bank – Tencent R Bear CBBC Apr 2019 M | 50,000,000 | 2018/11/12 | 2019/04/29 | 12.50 |
| 63448 | Haitong Int'l Sec – HSI R Bull CBBC Oct 2019 U | 120,000,000 | 2018/11/12 | 2019/10/30 | 30.00 |
| 63453 | Haitong Int'l Sec – HSI R Bull CBBC Oct 2019 V | 120,000,000 | 2018/11/12 | 2019/10/30 | 30.00 |
| 63446 | Haitong Int'l Sec – HSI R Bull CBBC Dec 2019 S | 120,000,000 | 2018/11/12 | 2019/12/30 | 30.00 |
| 63456 | Haitong Int'l Sec – HSI R Bull CBBC Dec 2019 T | 120,000,000 | 2018/11/12 | 2019/12/30 | 30.00 |
| 63482 | Haitong Int'l Sec – HSI R Bear CBBC Feb 2019 R | 120,000,000 | 2018/11/12 | 2019/02/27 | 30.00 |
| 63494 | Haitong Int'l Sec – HSI R Bear CBBC Feb 2019 S | 120,000,000 | 2018/11/12 | 2019/02/27 | 30.00 |
| 63471 | Haitong Int'l Sec – HSI R Bear CBBC Mar 2019 F | 120,000,000 | 2018/11/12 | 2019/03/28 | 30.00 |
| 63776 | Haitong Int'l Sec – Tencent R Bear CBBC Apr 2019 L | 40,000,000 | 2018/11/12 | 2019/04/11 | 10.04 |
| 63768 | J P Morgan SP BV – HSBC R Bear CBBC Apr 2019 A | 100,000,000 | 2018/11/12 | 2019/04/18 | 25.00 |
| 63651 | J P Morgan SP BV – HSI R Bull CBBC Sep 2020 I | 200,000,000 | 2018/11/12 | 2020/09/29 | 50.00 |
| 63620 | J P Morgan SP BV – HSI R Bull CBBC Sep 2020 K | 200,000,000 | 2018/11/12 | 2020/09/29 | 50.00 |

主板 可收回牛熊證

| 股份 代號 | 牛熊證 | 上市時之 發行單位 | 上市日期 | 到期日 | 集資金額 (百萬港元) |
|----------|---|--------------|------------|------------|----------------|
| 63705 | J P Morgan SP BV – HSI R Bull CBBC Sep 2020 S | 200,000,000 | 2018/11/12 | 2020/09/29 | 50.00 |
| 63626 | J P Morgan SP BV – HSI R Bull CBBC Oct 2020 J | 200,000,000 | 2018/11/12 | 2020/10/29 | 50.00 |
| 63708 | J P Morgan SP BV – HSI R Bull CBBC Oct 2020 L | 200,000,000 | 2018/11/12 | 2020/10/29 | 50.00 |
| 63661 | J P Morgan SP BV – HSI R Bull CBBC Oct 2020 U | 200,000,000 | 2018/11/12 | 2020/10/29 | 50.00 |
| 63637 | J P Morgan SP BV – HSI R Bull CBBC Nov 2020 F | 200,000,000 | 2018/11/12 | 2020/11/27 | 50.00 |
| 63691 | J P Morgan SP BV – HSI R Bull CBBC Nov 2020 G | 200,000,000 | 2018/11/12 | 2020/11/27 | 50.00 |
| 63709 | J P Morgan SP BV – HSI R Bull CBBC Nov 2020 I | 200,000,000 | 2018/11/12 | 2020/11/27 | 50.00 |
| 63722 | J P Morgan SP BV – HSI R Bear CBBC Feb 2019 C | 200,000,000 | 2018/11/12 | 2019/02/27 | 50.00 |
| 63730 | J P Morgan SP BV – HSI R Bear CBBC Feb 2019 D | 200,000,000 | 2018/11/12 | 2019/02/27 | 50.00 |
| 63739 | J P Morgan SP BV – HSI R Bear CBBC Feb 2019 E | 200,000,000 | 2018/11/12 | 2019/02/27 | 50.00 |
| 63742 | J P Morgan SP BV – HSI R Bear CBBC Feb 2019 F | 200,000,000 | 2018/11/12 | 2019/02/27 | 50.00 |
| 63748 | J P Morgan SP BV – HSI R Bear CBBC Feb 2019 G | 200,000,000 | 2018/11/12 | 2019/02/27 | 50.00 |
| 63617 | J P Morgan SP BV – Tencent R Bull CBBC Mar 2019 A | 50,000,000 | 2018/11/12 | 2019/03/08 | 12.50 |
| 63619 | J P Morgan SP BV – Tencent R Bull CBBC Mar 2019 B | 50,000,000 | 2018/11/12 | 2019/03/15 | 12.50 |
| 63749 | J P Morgan SP BV – Tencent R Bull CBBC Mar 2019 C | 50,000,000 | 2018/11/12 | 2019/03/08 | 12.50 |
| 63750 | J P Morgan SP BV – Tencent R Bull CBBC Apr 2019 H | 50,000,000 | 2018/11/12 | 2019/04/12 | 12.50 |
| 63753 | J P Morgan SP BV – Tencent R Bear CBBC Mar 2019 U | 50,000,000 | 2018/11/12 | 2019/03/15 | 12.50 |
| 63756 | J P Morgan SP BV – Tencent R Bear CBBC Mar 2019 V | 50,000,000 | 2018/11/12 | 2019/03/08 | 12.50 |
| 64224 | SG Issuer – AIA R Bull CBBC Jul 2019 K | 60,000,000 | 2018/11/12 | 2019/07/08 | 15.00 |
| 64519 | SG Issuer – AIA R Bear CBBC Jul 2019 B | 60,000,000 | 2018/11/12 | 2019/07/19 | 15.00 |
| 64522 | SG Issuer – CC Bank R Bull CBBC Jul 2019 E | 100,000,000 | 2018/11/12 | 2019/07/31 | 25.00 |
| 64532 | SG Issuer – Geely Auto R Bull CBBC Jul 2019 B | 40,000,000 | 2018/11/12 | 2019/07/19 | 10.20 |
| 64228 | SG Issuer – Galaxy Ent R Bull CBBC Jul 2019 K | 100,000,000 | 2018/11/12 | 2019/07/30 | 25.00 |
| 64457 | SG Issuer – HKEX R Bull CBBC Jun 2019 V | 50,000,000 | 2018/11/12 | 2019/06/20 | 12.50 |
| 64552 | SG Issuer – HKEX R Bull CBBC Jul 2019 P | 50,000,000 | 2018/11/12 | 2019/07/10 | 12.50 |
| 64230 | SG Issuer – HSBC R Bull CBBC Jul 2019 G | 100,000,000 | 2018/11/12 | 2019/07/08 | 25.00 |
| 64505 | SG Issuer – HSCEI R Bull CBBC Sep 2020 N | 100,000,000 | 2018/11/12 | 2020/09/29 | 25.00 |
| 64510 | SG Issuer – HSCEI R Bull CBBC Sep 2020 O | 100,000,000 | 2018/11/12 | 2020/09/29 | 25.00 |
| 64511 | SG Issuer – HSCEI R Bull CBBC Sep 2020 P | 100,000,000 | 2018/11/12 | 2020/09/29 | 25.00 |
| 64396 | SG Issuer – HSCEI R Bear CBBC Apr 2019 A | 100,000,000 | 2018/11/12 | 2019/04/29 | 25.00 |
| 64366 | SG Issuer – HSI R Bull CBBC Aug 2020 J | 200,000,000 | 2018/11/12 | 2020/08/28 | 50.00 |
| 64376 | SG Issuer – HSI R Bull CBBC Aug 2020 K | 200,000,000 | 2018/11/12 | 2020/08/28 | 50.00 |
| 64389 | SG Issuer – HSI R Bull CBBC Aug 2020 L | 200,000,000 | 2018/11/12 | 2020/08/28 | 50.00 |
| 64393 | SG Issuer – HSI R Bull CBBC Aug 2020 M | 200,000,000 | 2018/11/12 | 2020/08/28 | 50.00 |
| 64303 | SG Issuer – HSI R Bull CBBC Sep 2020 G | 200,000,000 | 2018/11/12 | 2020/09/29 | 50.00 |
| 64308 | SG Issuer – HSI R Bull CBBC Sep 2020 J | 200,000,000 | 2018/11/12 | 2020/09/29 | 50.00 |
| 64321 | SG Issuer – HSI R Bull CBBC Nov 2020 D | 200,000,000 | 2018/11/12 | 2020/11/27 | 50.00 |
| 64317 | SG Issuer – HSI R Bull CBBC Nov 2020 X | 200,000,000 | 2018/11/12 | 2020/11/27 | 50.00 |
| 64337 | SG Issuer – HSI R Bull CBBC Dec 2020 V | 200,000,000 | 2018/11/12 | 2020/12/30 | 50.00 |
| 64328 | SG Issuer – HSI R Bull CBBC Dec 2020 Z | 200,000,000 | 2018/11/12 | 2020/12/30 | 50.00 |
| 64339 | SG Issuer – HSI R Bear CBBC Mar 2019 M | 200,000,000 | 2018/11/12 | 2019/03/28 | 50.00 |
| 64351 | SG Issuer – HSI R Bear CBBC Mar 2019 V | 200,000,000 | 2018/11/12 | 2019/03/28 | 50.00 |
| 64355 | SG Issuer – HSI R Bear CBBC Apr 2019 B | 200,000,000 | 2018/11/12 | 2019/04/29 | 50.00 |
| 64581 | SG Issuer – HSI R Bear CBBC Apr 2019 E | 200,000,000 | 2018/11/12 | 2019/04/29 | 50.00 |
| 64360 | SG Issuer – HSI R Bear CBBC Jul 2019 P | 400,000,000 | 2018/11/12 | 2019/07/30 | 100.00 |

主板 可收回牛熊證

| 股份 代號 | 牛熊證 | 上市時之 發行單位 | 上市日期 | 到期日 | 集資金額 (百萬港元) |
|----------|---|--------------|------------|------------|----------------|
| 64589 | SG Issuer – HSI R Bear CBBC Jul 2019 Q | 200,000,000 | 2018/11/12 | 2019/07/30 | 50.00 |
| 64590 | SG Issuer – HSI R Bear CBBC Jul 2019 R | 400,000,000 | 2018/11/12 | 2019/07/30 | 100.00 |
| 64554 | SG Issuer – ICBC R Bull CBBC Jul 2019 C | 60,000,000 | 2018/11/12 | 2019/07/31 | 15.00 |
| 64240 | SG Issuer – Ping An R Bull CBBC Mar 2019 Q | 100,000,000 | 2018/11/12 | 2019/03/29 | 25.00 |
| 64556 | SG Issuer – Ping An R Bull CBBC Apr 2019 M | 100,000,000 | 2018/11/12 | 2019/04/10 | 25.00 |
| 64478 | SG Issuer – Ping An R Bear CBBC Apr 2019 P | 100,000,000 | 2018/11/12 | 2019/04/29 | 25.00 |
| 64558 | SG Issuer – Sunny Optical R Bear CBBC Apr 2019 F | 40,000,000 | 2018/11/12 | 2019/04/10 | 10.00 |
| 64252 | SG Issuer – Tencent R Bull CBBC Feb 2019 C | 80,000,000 | 2018/11/12 | 2019/02/25 | 20.00 |
| 64560 | SG Issuer – Tencent R Bull CBBC Feb 2019 H | 80,000,000 | 2018/11/12 | 2019/02/18 | 20.00 |
| 64256 | SG Issuer – Tencent R Bull CBBC Feb 2019 U | 80,000,000 | 2018/11/12 | 2019/02/27 | 20.00 |
| 64562 | SG Issuer – Tencent R Bull CBBC Feb 2019 W | 80,000,000 | 2018/11/12 | 2019/02/19 | 20.00 |
| 64265 | SG Issuer – Tencent R Bull CBBC Mar 2019 I | 80,000,000 | 2018/11/12 | 2019/03/06 | 20.00 |
| 64275 | SG Issuer – Tencent R Bull CBBC Mar 2019 J | 80,000,000 | 2018/11/12 | 2019/03/07 | 20.00 |
| 64567 | SG Issuer – Tencent R Bull CBBC Mar 2019 K | 80,000,000 | 2018/11/12 | 2019/03/04 | 20.00 |
| 64483 | SG Issuer – Tencent R Bear CBBC Mar 2019 R | 80,000,000 | 2018/11/12 | 2019/03/28 | 20.00 |
| 64568 | SG Issuer – Tencent R Bear CBBC Mar 2019 S | 80,000,000 | 2018/11/12 | 2019/03/04 | 20.00 |
| 64570 | SG Issuer – Tencent R Bear CBBC Apr 2019 D | 80,000,000 | 2018/11/12 | 2019/04/10 | 20.00 |
| 63788 | UBS AG – HSI R Bull CBBC Dec 2019 I | 200,000,000 | 2018/11/12 | 2019/12/30 | 50.00 |
| 63802 | UBS AG – HSI R Bull CBBC Dec 2019 O | 200,000,000 | 2018/11/12 | 2019/12/30 | 50.00 |
| 63816 | UBS AG – HSI R Bull CBBC Dec 2019 T | 300,000,000 | 2018/11/12 | 2019/12/30 | 75.00 |
| 63811 | UBS AG – HSI R Bull CBBC Sep 2020 L | 200,000,000 | 2018/11/12 | 2020/09/29 | 50.00 |
| 63813 | UBS AG – HSI R Bull CBBC Sep 2020 O | 250,000,000 | 2018/11/12 | 2020/09/29 | 62.50 |
| 63787 | UBS AG – HSI R Bull CBBC Oct 2020 Z | 200,000,000 | 2018/11/12 | 2020/10/29 | 50.00 |
| 63819 | UBS AG – HSI R Bull CBBC Nov 2020 A | 200,000,000 | 2018/11/12 | 2020/11/27 | 50.00 |
| 63810 | UBS AG – HSI R Bull CBBC Nov 2020 H | 200,000,000 | 2018/11/12 | 2020/11/27 | 50.00 |
| 63786 | UBS AG – HSI R Bull CBBC Nov 2020 Q | 200,000,000 | 2018/11/12 | 2020/11/27 | 50.00 |
| 63809 | UBS AG – HSI R Bull CBBC Dec 2020 M | 200,000,000 | 2018/11/12 | 2020/12/30 | 50.00 |
| 63784 | UBS AG – HSI R Bull CBBC Dec 2020 O | 200,000,000 | 2018/11/12 | 2020/12/30 | 50.00 |
| 63874 | UBS AG – HSI R Bear CBBC Feb 2019 U | 200,000,000 | 2018/11/12 | 2019/02/27 | 50.00 |
| 63852 | UBS AG – HSI R Bear CBBC Mar 2019 T | 200,000,000 | 2018/11/12 | 2019/03/28 | 50.00 |
| 63882 | UBS AG – HSI R Bear CBBC Mar 2019 U | 200,000,000 | 2018/11/12 | 2019/03/28 | 50.00 |
| 63888 | UBS AG – HSI R Bear CBBC May 2019 F | 200,000,000 | 2018/11/12 | 2019/05/30 | 50.00 |
| 63824 | UBS AG – Tencent R Bull CBBC Mar 2019 G | 40,000,000 | 2018/11/12 | 2019/03/21 | 10.00 |
| 63825 | UBS AG – Tencent R Bull CBBC Mar 2019 H | 40,000,000 | 2018/11/12 | 2019/03/22 | 10.00 |
| 63821 | UBS AG – Tencent R Bull CBBC Mar 2019 Z | 40,000,000 | 2018/11/12 | 2019/03/13 | 10.00 |
| 63829 | UBS AG – Tencent R Bull CBBC Apr 2019 A | 40,000,000 | 2018/11/12 | 2019/04/03 | 12.80 |
| 63889 | UBS AG – Tencent R Bear CBBC May 2019 D | 40,000,000 | 2018/11/12 | 2019/05/03 | 10.00 |
| 63910 | UBS AG – Tencent R Bear CBBC May 2019 E | 40,000,000 | 2018/11/12 | 2019/05/06 | 10.00 |
| 63352 | Bank Vontobel – CC Bank R Bull CBBC Jul 2019 B | 40,000,000 | 2018/11/12 | 2019/07/19 | 10.00 |
| 63527 | Bank Vontobel – CNOOC R Bull CBBC Nov 2019 C | 40,000,000 | 2018/11/12 | 2019/11/08 | 10.00 |
| 63509 | Bank Vontobel – Sinopec Corp R Bull CBBC Nov 2019 A | 40,000,000 | 2018/11/12 | 2019/11/08 | 10.00 |
| 63369 | Bank Vontobel – Galaxy Ent R Bull CBBC Aug 2019 B | 40,000,000 | 2018/11/12 | 2019/08/09 | 10.00 |
| 63349 | Bank Vontobel – HSI R Bull CBBC May 2019 C | 80,000,000 | 2018/11/12 | 2019/05/30 | 20.00 |
| 63504 | Bank Vontobel – HSI R Bull CBBC May 2019 D | 80,000,000 | 2018/11/12 | 2019/05/30 | 20.00 |
| 63523 | Bank Vontobel – HSI R Bear CBBC Mar 2019 E | 80,000,000 | 2018/11/12 | 2019/03/28 | 20.00 |

主板 可收回牛熊證

| 股份 代號 | 牛熊證 | 上市時之 發行單位 | 上市日期 | 到期日 | 集資金額 (百萬港元) |
|----------|--|--------------|------------|------------|----------------|
| 63351 | Bank Vontobel – Ping An R Bear CBBC Aug 2019 A | 40,000,000 | 2018/11/12 | 2019/08/23 | 10.00 |
| 63363 | Bank Vontobel – Sunny Optical R Bull CBBC Sep 2019 B | 40,000,000 | 2018/11/12 | 2019/09/20 | 10.00 |
| 63350 | Bank Vontobel – Tencent R Bull CBBC Aug 2019 D | 40,000,000 | 2018/11/12 | 2019/08/16 | 12.40 |
| 65296 | Credit Suisse AG – AIA R Bear CBBC Apr 2019 D | 50,000,000 | 2018/11/13 | 2019/04/29 | 12.50 |
| 65365 | Credit Suisse AG – HSI R Bull CBBC Aug 2019 H | 200,000,000 | 2018/11/13 | 2019/08/29 | 50.00 |
| 65280 | Credit Suisse AG – HSI R Bull CBBC Aug 2020 M | 200,000,000 | 2018/11/13 | 2020/08/28 | 50.00 |
| 65281 | Credit Suisse AG – HSI R Bull CBBC Sep 2020 A | 200,000,000 | 2018/11/13 | 2020/09/29 | 50.00 |
| 65274 | Credit Suisse AG – HSI R Bull CBBC Oct 2020 C | 200,000,000 | 2018/11/13 | 2020/10/29 | 50.00 |
| 65362 | Credit Suisse AG – HSI R Bull CBBC Oct 2020 D | 200,000,000 | 2018/11/13 | 2020/10/29 | 50.00 |
| 65282 | Credit Suisse AG – HSI R Bull CBBC Nov 2020 S | 200,000,000 | 2018/11/13 | 2020/11/27 | 50.00 |
| 65360 | Credit Suisse AG – HSI R Bear CBBC Mar 2019 B | 200,000,000 | 2018/11/13 | 2019/03/28 | 50.00 |
| 65322 | Credit Suisse AG – HSI R Bear CBBC Apr 2019 K | 200,000,000 | 2018/11/13 | 2019/04/29 | 50.00 |
| 65334 | Credit Suisse AG – HSI R Bear CBBC Apr 2019 L | 200,000,000 | 2018/11/13 | 2019/04/29 | 50.00 |
| 65339 | Credit Suisse AG – HSI R Bear CBBC May 2019 R | 200,000,000 | 2018/11/13 | 2019/05/30 | 50.00 |
| 65284 | Credit Suisse AG – Tencent R Bull CBBC Jul 2019 D | 50,000,000 | 2018/11/13 | 2019/07/30 | 12.50 |
| 65268 | Goldman Sachs SP (Asia) – HKEX R Bull CBBC Feb 2019 Z | 100,000,000 | 2018/11/13 | 2019/02/19 | 25.00 |
| 65218 | Goldman Sachs SP (Asia) – HSI R Bull CBBC Dec 2020 A | 200,000,000 | 2018/11/13 | 2020/12/30 | 50.00 |
| 64651 | Goldman Sachs SP (Asia) – HSI R Bull CBBC Dec 2020 U | 200,000,000 | 2018/11/13 | 2020/12/30 | 50.00 |
| 65200 | Goldman Sachs SP (Asia) – HSI R Bull CBBC Dec 2020 Z | 200,000,000 | 2018/11/13 | 2020/12/30 | 50.00 |
| 65251 | Goldman Sachs SP (Asia) – HSI R Bear CBBC Feb 2019 D | 200,000,000 | 2018/11/13 | 2019/02/27 | 50.00 |
| 65232 | Goldman Sachs SP (Asia) – HSI R Bear CBBC Feb 2019 O | 200,000,000 | 2018/11/13 | 2019/02/27 | 50.00 |
| 65262 | Goldman Sachs SP (Asia) – Ping An R Bull CBBC Jul 2019 D | 100,000,000 | 2018/11/13 | 2019/07/25 | 25.00 |
| 65210 | Goldman Sachs SP (Asia) – Tencent R Bull CBBC Mar 2019 C | 100,000,000 | 2018/11/13 | 2019/03/11 | 25.00 |
| 64658 | Goldman Sachs SP (Asia) – Tencent R Bull CBBC Mar 2019 R | 100,000,000 | 2018/11/13 | 2019/03/11 | 25.00 |
| 65252 | Goldman Sachs SP (Asia) – Tencent R Bear CBBC Mar 2019 O | 80,000,000 | 2018/11/13 | 2019/03/11 | 20.00 |
| 64706 | HK Bank – China Mobile R Bull CBBC Apr 2019 B | 50,000,000 | 2018/11/13 | 2019/04/01 | 12.50 |
| 64705 | HK Bank – CC Bank R Bear CBBC Apr 2019 A | 50,000,000 | 2018/11/13 | 2019/04/15 | 12.50 |
| 64718 | HK Bank – CPIC R Bull CBBC Sep 2019 A | 100,000,000 | 2018/11/13 | 2019/09/09 | 25.00 |
| 64686 | HK Bank – HKEX R Bull CBBC May 2019 C | 50,000,000 | 2018/11/13 | 2019/05/20 | 12.50 |
| 64727 | HK Bank – HKEX R Bear CBBC Apr 2019 C | 40,000,000 | 2018/11/13 | 2019/04/11 | 10.00 |
| 64668 | HK Bank – HSI R Bull CBBC Sep 2019 P | 200,000,000 | 2018/11/13 | 2019/09/27 | 50.00 |
| 64719 | HK Bank – HSI R Bull CBBC Dec 2019 F | 200,000,000 | 2018/11/13 | 2019/12/30 | 50.00 |
| 64659 | HK Bank – HSI R Bear CBBC Apr 2019 B | 100,000,000 | 2018/11/13 | 2019/04/29 | 25.00 |
| 64689 | HK Bank – PetroChina R Bull CBBC Mar 2019 D | 80,000,000 | 2018/11/13 | 2019/03/25 | 20.00 |
| 64687 | HK Bank – Ping An R Bull CBBC Mar 2019 T | 100,000,000 | 2018/11/13 | 2019/03/28 | 25.00 |
| 64722 | HK Bank – Tencent R Bull CBBC Apr 2019 W | 60,000,000 | 2018/11/13 | 2019/04/23 | 15.00 |
| 64666 | HK Bank – Tencent R Bull CBBC May 2019 F | 60,000,000 | 2018/11/13 | 2019/05/06 | 15.00 |
| 64724 | HK Bank – Tencent R Bear CBBC Apr 2019 N | 50,000,000 | 2018/11/13 | 2019/04/23 | 12.50 |
| 64673 | Haitong Int'l Sec – HSI R Bull CBBC Jan 2020 O | 120,000,000 | 2018/11/13 | 2020/01/30 | 30.00 |
| 64682 | Haitong Int'l Sec – HSI R Bull CBBC Jan 2020 P | 120,000,000 | 2018/11/13 | 2020/01/30 | 30.00 |
| 64683 | Haitong Int'l Sec – HSI R Bear CBBC Feb 2019 T | 120,000,000 | 2018/11/13 | 2019/02/27 | 30.00 |
| 64930 | J P Morgan SP BV – HSI R Bull CBBC Sep 2020 A | 200,000,000 | 2018/11/13 | 2020/09/29 | 50.00 |
| 64933 | J P Morgan SP BV – HSI R Bull CBBC Sep 2020 D | 200,000,000 | 2018/11/13 | 2020/09/29 | 50.00 |
| 64988 | J P Morgan SP BV – HSI R Bull CBBC Nov 2020 J | 200,000,000 | 2018/11/13 | 2020/11/27 | 50.00 |
| 64942 | J P Morgan SP BV – HSI R Bear CBBC Feb 2019 H | 200,000,000 | 2018/11/13 | 2019/02/27 | 50.00 |

主板 可收回牛熊證

| 股份 代號 | 牛熊證 | 上市時之 發行單位 | 上市日期 | 到期日 | 集資金額 (百萬港元) |
|----------|--|--------------|------------|------------|----------------|
| 64969 | J P Morgan SP BV – HSI R Bear CBBC Feb 2019 I | 200,000,000 | 2018/11/13 | 2019/02/27 | 50.00 |
| 64973 | J P Morgan SP BV – HSI R Bear CBBC Feb 2019 J | 200,000,000 | 2018/11/13 | 2019/02/27 | 50.00 |
| 64986 | J P Morgan SP BV – HSI R Bear CBBC Feb 2019 K | 200,000,000 | 2018/11/13 | 2019/02/27 | 50.00 |
| 64748 | Macquarie Bank Ltd. – Tencent R Bull CBBC Feb 2019 F | 23,500,000 | 2018/11/13 | 2019/02/19 | 10.46 |
| 64749 | Macquarie Bank Ltd. – Tencent R Bull CBBC Feb 2019 I | 36,200,000 | 2018/11/13 | 2019/02/21 | 10.68 |
| 64736 | Macquarie Bank Ltd. – Tencent R Bull CBBC Mar 2019 Q | 26,300,000 | 2018/11/13 | 2019/03/04 | 10.55 |
| 65018 | SG Issuer – CC Bank R Bear CBBC May 2019 C | 100,000,000 | 2018/11/13 | 2019/05/06 | 25.00 |
| 65039 | SG Issuer – Galaxy Ent R Bull CBBC Jul 2019 L | 100,000,000 | 2018/11/13 | 2019/07/08 | 25.00 |
| 65088 | SG Issuer – HSBC R Bear CBBC Apr 2019 H | 100,000,000 | 2018/11/13 | 2019/04/24 | 25.00 |
| 65087 | SG Issuer – HSI R Bull CBBC Aug 2020 N | 200,000,000 | 2018/11/13 | 2020/08/28 | 50.00 |
| 65186 | SG Issuer – HSI R Bull CBBC Sep 2020 T | 200,000,000 | 2018/11/13 | 2020/09/29 | 50.00 |
| 65101 | SG Issuer – HSI R Bear CBBC Mar 2019 X | 200,000,000 | 2018/11/13 | 2019/03/28 | 50.00 |
| 65148 | SG Issuer – HSI R Bear CBBC Apr 2019 F | 200,000,000 | 2018/11/13 | 2019/04/29 | 50.00 |
| 65149 | SG Issuer – HSI R Bear CBBC Apr 2019 H | 200,000,000 | 2018/11/13 | 2019/04/29 | 50.00 |
| 65184 | SG Issuer – HSI R Bear CBBC Apr 2019 K | 200,000,000 | 2018/11/13 | 2019/04/29 | 50.00 |
| 65152 | SG Issuer – HSI R Bear CBBC May 2019 I | 200,000,000 | 2018/11/13 | 2019/05/30 | 50.00 |
| 65176 | SG Issuer – HSI R Bear CBBC May 2019 K | 200,000,000 | 2018/11/13 | 2019/05/30 | 50.00 |
| 65182 | SG Issuer – HSI R Bear CBBC May 2019 L | 200,000,000 | 2018/11/13 | 2019/05/30 | 50.00 |
| 65042 | SG Issuer – Ping An R Bull CBBC May 2019 B | 100,000,000 | 2018/11/13 | 2019/05/06 | 25.00 |
| 65065 | SG Issuer – Tencent R Bull CBBC Feb 2019 J | 80,000,000 | 2018/11/13 | 2019/02/28 | 20.00 |
| 65052 | SG Issuer – Tencent R Bull CBBC Feb 2019 Z | 80,000,000 | 2018/11/13 | 2019/02/19 | 20.00 |
| 65079 | SG Issuer – Tencent R Bull CBBC Mar 2019 N | 80,000,000 | 2018/11/13 | 2019/03/04 | 20.00 |
| 65083 | SG Issuer – Tencent R Bull CBBC Mar 2019 O | 80,000,000 | 2018/11/13 | 2019/03/08 | 20.00 |
| 65086 | SG Issuer – Tencent R Bull CBBC Mar 2019 R | 80,000,000 | 2018/11/13 | 2019/03/26 | 20.00 |
| 65089 | SG Issuer – Tencent R Bear CBBC Mar 2019 U | 80,000,000 | 2018/11/13 | 2019/03/26 | 20.00 |
| 65100 | SG Issuer – Tencent R Bear CBBC Mar 2019 V | 80,000,000 | 2018/11/13 | 2019/03/27 | 20.00 |
| 64836 | UBS AG – HSI R Bull CBBC Sep 2020 T | 200,000,000 | 2018/11/13 | 2020/09/29 | 50.00 |
| 64771 | UBS AG – HSI R Bull CBBC Oct 2020 U | 200,000,000 | 2018/11/13 | 2020/10/29 | 50.00 |
| 64758 | UBS AG – HSI R Bull CBBC Nov 2020 C | 200,000,000 | 2018/11/13 | 2020/11/27 | 50.00 |
| 64750 | UBS AG – HSI R Bull CBBC Dec 2020 P | 200,000,000 | 2018/11/13 | 2020/12/30 | 50.00 |
| 64754 | UBS AG – HSI R Bull CBBC Dec 2020 Q | 200,000,000 | 2018/11/13 | 2020/12/30 | 50.00 |
| 64773 | UBS AG – HSI R Bull CBBC Dec 2020 R | 200,000,000 | 2018/11/13 | 2020/12/30 | 50.00 |
| 64794 | UBS AG – HSI R Bull CBBC Dec 2020 S | 200,000,000 | 2018/11/13 | 2020/12/30 | 50.00 |
| 64876 | UBS AG – HSI R Bear CBBC Feb 2019 Y | 200,000,000 | 2018/11/13 | 2019/02/27 | 50.00 |
| 64858 | UBS AG – HSI R Bear CBBC Mar 2019 O | 200,000,000 | 2018/11/13 | 2019/03/28 | 50.00 |
| 64878 | UBS AG – HSI R Bear CBBC Mar 2019 Q | 200,000,000 | 2018/11/13 | 2019/03/28 | 50.00 |
| 64881 | UBS AG – HSI R Bear CBBC Apr 2019 U | 200,000,000 | 2018/11/13 | 2019/04/29 | 50.00 |
| 64890 | UBS AG – Tencent R Bull CBBC May 2019 A | 40,000,000 | 2018/11/13 | 2019/05/06 | 10.00 |
| 64920 | UBS AG – Tencent R Bull CBBC May 2019 B | 40,000,000 | 2018/11/13 | 2019/05/07 | 10.00 |
| 64924 | UBS AG – Tencent R Bear CBBC May 2019 F | 40,000,000 | 2018/11/13 | 2019/05/06 | 10.00 |
| 64633 | Bank Vontobel – CC Bank R Bear CBBC Sep 2019 A | 40,000,000 | 2018/11/13 | 2019/09/06 | 10.00 |
| 64639 | Bank Vontobel – HSBC R Bull CBBC Nov 2019 A | 40,000,000 | 2018/11/13 | 2019/11/15 | 10.00 |
| 64636 | Bank Vontobel – HSBC R Bear CBBC Sep 2019 A | 40,000,000 | 2018/11/13 | 2019/09/20 | 10.00 |
| 64592 | Bank Vontobel – HSI N Bull CBBC May 2019 E | 80,000,000 | 2018/11/13 | 2019/05/30 | 20.00 |
| 64604 | Bank Vontobel – HSI N Bull CBBC May 2019 F | 80,000,000 | 2018/11/13 | 2019/05/30 | 20.00 |

主板 可收回牛熊證

| 股份 代號 | 牛熊證 | 上市時之 發行單位 | 上市日期 | 到期日 | 集資金額 (百萬港元) |
|----------|--|--------------|------------|------------|----------------|
| 64616 | Bank Vontobel – HSI N Bear CBBC Mar 2019 F | 80,000,000 | 2018/11/13 | 2019/03/28 | 20.00 |
| 64623 | Bank Vontobel – Ping An R Bear CBBC Oct 2019 B | 40,000,000 | 2018/11/13 | 2019/10/18 | 10.00 |
| 65617 | BNP Paribas Issuance B.V. – CC Bank R Bull CBBC Sep 2019 R | 100,000,000 | 2018/11/14 | 2019/09/27 | 25.00 |
| 65618 | BNP Paribas Issuance B.V. – HKEX R Bear CBBC Mar 2019 X | 50,000,000 | 2018/11/14 | 2019/03/28 | 12.50 |
| 65623 | BNP Paribas Issuance B.V. – HSI R Bear CBBC Apr 2019 J | 250,000,000 | 2018/11/14 | 2019/04/29 | 62.50 |
| 66397 | Credit Suisse AG – Geely Auto R Bear CBBC Apr 2019 A | 40,000,000 | 2018/11/14 | 2019/04/29 | 10.00 |
| 66280 | Credit Suisse AG – HSI R Bull CBBC Aug 2020 N | 200,000,000 | 2018/11/14 | 2020/08/28 | 50.00 |
| 66224 | Credit Suisse AG – HSI R Bull CBBC Sep 2020 B | 200,000,000 | 2018/11/14 | 2020/09/29 | 50.00 |
| 66341 | Credit Suisse AG – HSI R Bull CBBC Sep 2020 C | 200,000,000 | 2018/11/14 | 2020/09/29 | 50.00 |
| 66342 | Credit Suisse AG – HSI R Bull CBBC Oct 2020 F | 300,000,000 | 2018/11/14 | 2020/10/29 | 75.00 |
| 66423 | Credit Suisse AG – HSI R Bear CBBC Apr 2019 S | 200,000,000 | 2018/11/14 | 2019/04/29 | 50.00 |
| 66207 | Credit Suisse AG – HSI R Bear CBBC May 2019 S | 200,000,000 | 2018/11/14 | 2019/05/30 | 50.00 |
| 66479 | Credit Suisse AG – Tencent R Bull CBBC Apr 2019 M | 50,000,000 | 2018/11/14 | 2019/04/29 | 12.50 |
| 65624 | Bank of East Asia – Geely Auto R Bull CBBC Aug 2019 E | 40,000,000 | 2018/11/14 | 2019/08/02 | 10.00 |
| 65679 | Bank of East Asia – Geely Auto R Bear CBBC Aug 2019 D | 40,000,000 | 2018/11/14 | 2019/08/02 | 10.00 |
| 65823 | Bank of East Asia – Galaxy Ent R Bull CBBC Aug 2019 B | 80,000,000 | 2018/11/14 | 2019/08/02 | 20.00 |
| 65826 | Bank of East Asia – HSBC R Bull CBBC Aug 2019 B | 40,000,000 | 2018/11/14 | 2019/08/02 | 10.00 |
| 65698 | Bank of East Asia – Ping An R Bull CBBC Aug 2019 E | 100,000,000 | 2018/11/14 | 2019/08/02 | 25.00 |
| 65706 | Bank of East Asia – Ping An R Bull CBBC Aug 2019 F | 100,000,000 | 2018/11/14 | 2019/08/02 | 25.00 |
| 65841 | Bank of East Asia – Tencent R Bull CBBC Aug 2019 J | 30,000,000 | 2018/11/14 | 2019/08/02 | 10.50 |
| 65843 | Bank of East Asia – Tencent R Bull CBBC Aug 2019 K | 30,000,000 | 2018/11/14 | 2019/08/02 | 10.50 |
| 65857 | Bank of East Asia – Tencent R Bear CBBC Aug 2019 H | 30,000,000 | 2018/11/14 | 2019/08/02 | 10.50 |
| 67343 | Goldman Sachs SP (Asia) – HKEX R Bull CBBC Feb 2019 A | 100,000,000 | 2018/11/14 | 2019/02/19 | 25.00 |
| 67336 | Goldman Sachs SP (Asia) – HKEX R Bear CBBC Feb 2019 C | 80,000,000 | 2018/11/14 | 2019/02/19 | 20.00 |
| 67239 | Goldman Sachs SP (Asia) – HSI R Bull CBBC Dec 2020 G | 200,000,000 | 2018/11/14 | 2020/12/30 | 50.00 |
| 67158 | Goldman Sachs SP (Asia) – HSI R Bull CBBC Dec 2020 K | 200,000,000 | 2018/11/14 | 2020/12/30 | 50.00 |
| 67217 | Goldman Sachs SP (Asia) – HSI R Bull CBBC Dec 2020 L | 200,000,000 | 2018/11/14 | 2020/12/30 | 50.00 |
| 67241 | Goldman Sachs SP (Asia) – HSI R Bear CBBC Feb 2019 E | 200,000,000 | 2018/11/14 | 2019/02/27 | 50.00 |
| 67340 | Goldman Sachs SP (Asia) – Ping An R Bull CBBC Jul 2019 E | 100,000,000 | 2018/11/14 | 2019/07/25 | 25.00 |
| 67196 | Goldman Sachs SP (Asia) – Ping An R Bear CBBC Dec 2019 B | 80,000,000 | 2018/11/14 | 2019/12/31 | 20.00 |
| 65602 | HK Bank – Conch Cement R Bull CBBC May 2019 A | 40,000,000 | 2018/11/14 | 2019/05/14 | 10.00 |
| 65593 | HK Bank – CC Bank R Bull CBBC Apr 2019 D | 100,000,000 | 2018/11/14 | 2019/04/15 | 25.00 |
| 65585 | HK Bank – China Life R Bull CBBC Apr 2019 C | 40,000,000 | 2018/11/14 | 2019/04/01 | 10.00 |
| 65509 | HK Bank – CSPC Pharma R Bull CBBC Mar 2019 G | 40,000,000 | 2018/11/14 | 2019/03/11 | 10.00 |
| 65366 | HK Bank – HKEX R Bull CBBC May 2019 D | 50,000,000 | 2018/11/14 | 2019/05/27 | 12.50 |
| 65456 | HK Bank – HKEX R Bear CBBC Apr 2019 D | 40,000,000 | 2018/11/14 | 2019/04/15 | 10.00 |
| 65459 | HK Bank – HSCEI R Bull CBBC Sep 2019 I | 60,000,000 | 2018/11/14 | 2019/09/27 | 15.00 |
| 65584 | HK Bank – HSCEI ETF R Bull CBBC Apr 2019 B | 50,000,000 | 2018/11/14 | 2019/04/15 | 12.50 |
| 65590 | HK Bank – HSCEI ETF R Bull CBBC Apr 2019 C | 50,000,000 | 2018/11/14 | 2019/04/01 | 12.50 |
| 65458 | HK Bank – HSI R Bull CBBC Sep 2019 D | 100,000,000 | 2018/11/14 | 2019/09/27 | 25.00 |
| 65483 | HK Bank – HSI R Bull CBBC Sep 2019 I | 100,000,000 | 2018/11/14 | 2019/09/27 | 25.00 |
| 65379 | HK Bank – HSI R Bull CBBC Sep 2019 Q | 200,000,000 | 2018/11/14 | 2019/09/27 | 50.00 |
| 65394 | HK Bank – HSI R Bear CBBC Apr 2019 C | 200,000,000 | 2018/11/14 | 2019/04/29 | 50.00 |
| 65373 | HK Bank – Ping An R Bull CBBC Apr 2019 F | 100,000,000 | 2018/11/14 | 2019/04/11 | 25.00 |
| 65515 | HK Bank – Sino Biopharm R Bull CBBC Apr 2019 E | 40,000,000 | 2018/11/14 | 2019/04/01 | 10.00 |

主板 可收回牛熊證

| 股份代號 | 牛熊證 | 上市時之發行單位 | 上市日期 | 到期日 | 集資金額 (百萬港元) |
|-------|--|-------------|------------|------------|----------------|
| 65523 | HK Bank – Tencent R Bull CBBC May 2019 G | 60,000,000 | 2018/11/14 | 2019/05/02 | 15.00 |
| 65577 | HK Bank – Tencent R Bull CBBC Jun 2019 O | 60,000,000 | 2018/11/14 | 2019/06/13 | 15.00 |
| 66771 | Haitong Int'l Sec – Galaxy Ent R Bull CBBC May 2019 E | 80,000,000 | 2018/11/14 | 2019/05/28 | 20.00 |
| 66604 | Haitong Int'l Sec – HSI R Bull CBBC Oct 2019 W | 120,000,000 | 2018/11/14 | 2019/10/30 | 30.00 |
| 66634 | Haitong Int'l Sec – HSI R Bull CBBC Oct 2019 X | 120,000,000 | 2018/11/14 | 2019/10/30 | 30.00 |
| 66722 | Haitong Int'l Sec – HSI R Bear CBBC Mar 2019 G | 120,000,000 | 2018/11/14 | 2019/03/28 | 30.00 |
| 66729 | Haitong Int'l Sec – HSI R Bear CBBC Mar 2019 H | 120,000,000 | 2018/11/14 | 2019/03/28 | 30.00 |
| 66735 | Haitong Int'l Sec – HSI R Bear CBBC Mar 2019 I | 120,000,000 | 2018/11/14 | 2019/03/28 | 30.00 |
| 66773 | Haitong Int'l Sec – Sunny Optical R Bull CBBC May 2019 C | 60,000,000 | 2018/11/14 | 2019/05/06 | 15.12 |
| 66842 | Haitong Int'l Sec – Sunny Optical R Bear CBBC Apr 2019 E | 60,000,000 | 2018/11/14 | 2019/04/25 | 15.00 |
| 66782 | Haitong Int'l Sec – Tencent R Bear CBBC Mar 2019 L | 40,000,000 | 2018/11/14 | 2019/03/26 | 10.00 |
| 66498 | J P Morgan SP BV – HSI R Bull CBBC Sep 2020 Y | 200,000,000 | 2018/11/14 | 2020/09/29 | 50.00 |
| 66505 | J P Morgan SP BV – HSI R Bull CBBC Oct 2020 W | 200,000,000 | 2018/11/14 | 2020/10/29 | 50.00 |
| 66566 | J P Morgan SP BV – HSI R Bull CBBC Nov 2020 R | 200,000,000 | 2018/11/14 | 2020/11/27 | 50.00 |
| 66585 | J P Morgan SP BV – HSI R Bear CBBC Feb 2019 L | 200,000,000 | 2018/11/14 | 2019/02/27 | 50.00 |
| 66924 | SG Issuer – Bank of China R Bull CBBC Oct 2019 A | 100,000,000 | 2018/11/14 | 2019/10/30 | 25.00 |
| 66933 | SG Issuer – CC Bank R Bear CBBC May 2019 D | 100,000,000 | 2018/11/14 | 2019/05/17 | 25.00 |
| 66938 | SG Issuer – Galaxy Ent R Bull CBBC Jul 2019 M | 100,000,000 | 2018/11/14 | 2019/07/29 | 25.00 |
| 66942 | SG Issuer – HKEX R Bull CBBC Mar 2019 C | 50,000,000 | 2018/11/14 | 2019/03/27 | 12.50 |
| 67077 | SG Issuer – HSCEI R Bull CBBC Sep 2020 Q | 100,000,000 | 2018/11/14 | 2020/09/29 | 25.00 |
| 67078 | SG Issuer – HSI R Bull CBBC Jul 2020 C | 200,000,000 | 2018/11/14 | 2020/07/30 | 50.00 |
| 67079 | SG Issuer – HSI R Bull CBBC Aug 2020 O | 200,000,000 | 2018/11/14 | 2020/08/28 | 50.00 |
| 67081 | SG Issuer – HSI R Bull CBBC Aug 2020 P | 400,000,000 | 2018/11/14 | 2020/08/28 | 100.00 |
| 67091 | SG Issuer – HSI R Bull CBBC Aug 2020 Q | 200,000,000 | 2018/11/14 | 2020/08/28 | 50.00 |
| 67155 | SG Issuer – HSI R Bull CBBC Sep 2020 E | 200,000,000 | 2018/11/14 | 2020/09/29 | 50.00 |
| 67118 | SG Issuer – HSI R Bull CBBC Sep 2020 Q | 200,000,000 | 2018/11/14 | 2020/09/29 | 50.00 |
| 67143 | SG Issuer – HSI R Bull CBBC Sep 2020 V | 200,000,000 | 2018/11/14 | 2020/09/29 | 50.00 |
| 67094 | SG Issuer – HSI R Bull CBBC Sep 2020 W | 200,000,000 | 2018/11/14 | 2020/09/29 | 50.00 |
| 66861 | SG Issuer – HSI R Bear CBBC Apr 2019 Q | 200,000,000 | 2018/11/14 | 2019/04/29 | 50.00 |
| 66894 | SG Issuer – HSI R Bear CBBC Apr 2019 U | 200,000,000 | 2018/11/14 | 2019/04/29 | 50.00 |
| 66904 | SG Issuer – HSI R Bear CBBC May 2019 J | 200,000,000 | 2018/11/14 | 2019/05/30 | 50.00 |
| 66895 | SG Issuer – HSI R Bear CBBC May 2019 R | 200,000,000 | 2018/11/14 | 2019/05/30 | 50.00 |
| 66901 | SG Issuer – HSI R Bear CBBC May 2019 S | 200,000,000 | 2018/11/14 | 2019/05/30 | 50.00 |
| 66909 | SG Issuer – HSI R Bear CBBC Aug 2019 C | 400,000,000 | 2018/11/14 | 2019/08/29 | 100.00 |
| 66977 | SG Issuer – Ping An R Bull CBBC Apr 2019 N | 100,000,000 | 2018/11/14 | 2019/04/15 | 25.00 |
| 66915 | SG Issuer – Ping An R Bear CBBC Mar 2019 I | 100,000,000 | 2018/11/14 | 2019/03/11 | 25.00 |
| 66993 | SG Issuer – Sands China R Bull CBBC Oct 2019 C | 80,000,000 | 2018/11/14 | 2019/10/25 | 20.00 |
| 67023 | SG Issuer – Sunny Optical R Bear CBBC Apr 2019 G | 40,000,000 | 2018/11/14 | 2019/04/15 | 10.00 |
| 67028 | SG Issuer – Tencent R Bull CBBC Mar 2019 Q | 80,000,000 | 2018/11/14 | 2019/03/07 | 20.00 |
| 67026 | SG Issuer – Tencent R Bull CBBC Mar 2019 T | 80,000,000 | 2018/11/14 | 2019/03/05 | 21.60 |
| 67055 | SG Issuer – Tencent R Bull CBBC Apr 2019 J | 80,000,000 | 2018/11/14 | 2019/04/08 | 20.00 |
| 67061 | SG Issuer – Tencent R Bull CBBC Apr 2019 K | 80,000,000 | 2018/11/14 | 2019/04/09 | 20.00 |
| 67062 | SG Issuer – Tencent R Bull CBBC Apr 2019 L | 80,000,000 | 2018/11/14 | 2019/04/10 | 20.00 |
| 67067 | SG Issuer – Tencent R Bull CBBC Apr 2019 M | 80,000,000 | 2018/11/14 | 2019/04/11 | 20.00 |
| 66916 | SG Issuer – Tencent R Bear CBBC Feb 2019 P | 80,000,000 | 2018/11/14 | 2019/02/26 | 20.00 |

主板 可收回牛熊證

| 股份 代號 | 牛熊證 | 上市時之 發行單位 | 上市日期 | 到期日 | 集資金額 (百萬港元) |
|----------|---|--------------|------------|------------|----------------|
| 66920 | SG Issuer – Tencent R Bear CBBC Mar 2019 A | 80,000,000 | 2018/11/14 | 2019/03/26 | 20.00 |
| 66024 | UBS AG – HSI R Bull CBBC Nov 2019 Y | 200,000,000 | 2018/11/14 | 2019/11/28 | 50.00 |
| 65941 | UBS AG – HSI R Bull CBBC Dec 2019 Y | 200,000,000 | 2018/11/14 | 2019/12/30 | 50.00 |
| 65920 | UBS AG – HSI R Bull CBBC Sep 2020 U | 200,000,000 | 2018/11/14 | 2020/09/29 | 50.00 |
| 66086 | UBS AG – HSI R Bull CBBC Oct 2020 E | 200,000,000 | 2018/11/14 | 2020/10/29 | 50.00 |
| 65916 | UBS AG – HSI R Bull CBBC Dec 2020 U | 200,000,000 | 2018/11/14 | 2020/12/30 | 50.00 |
| 65865 | UBS AG – HSI R Bear CBBC Mar 2019 R | 200,000,000 | 2018/11/14 | 2019/03/28 | 50.00 |
| 65879 | UBS AG – HSI R Bear CBBC Mar 2019 S | 200,000,000 | 2018/11/14 | 2019/03/28 | 50.00 |
| 65900 | UBS AG – HSI R Bear CBBC Mar 2019 V | 200,000,000 | 2018/11/14 | 2019/03/28 | 50.00 |
| 65876 | UBS AG – HSI R Bear CBBC May 2019 G | 300,000,000 | 2018/11/14 | 2019/05/30 | 75.00 |
| 66183 | UBS AG – Ping An R Bull CBBC Mar 2019 K | 100,000,000 | 2018/11/14 | 2019/03/18 | 25.00 |
| 66105 | UBS AG – Tencent R Bull CBBC May 2019 C | 40,000,000 | 2018/11/14 | 2019/05/30 | 10.00 |
| 66114 | UBS AG – Tencent R Bull CBBC May 2019 D | 40,000,000 | 2018/11/14 | 2019/05/31 | 10.00 |
| 65428 | Bank Vontobel – HSI N Bull CBBC May 2019 G | 80,000,000 | 2018/11/14 | 2019/05/30 | 20.00 |
| 65431 | Bank Vontobel – HSI N Bull CBBC May 2019 H | 80,000,000 | 2018/11/14 | 2019/05/30 | 20.00 |
| 65434 | Bank Vontobel – HSI N Bear CBBC Mar 2019 G | 80,000,000 | 2018/11/14 | 2019/03/28 | 20.00 |
| 65454 | Bank Vontobel – HSI N Bear CBBC Mar 2019 H | 80,000,000 | 2018/11/14 | 2019/03/28 | 20.00 |
| 67396 | BNP Paribas Issuance B.V. – Ping An R Bear CBBC Aug 2019 P | 200,000,000 | 2018/11/15 | 2019/08/29 | 50.00 |
| 68221 | Credit Suisse AG – China Mobile R Bull CBBC Apr 2019 B | 70,000,000 | 2018/11/15 | 2019/04/29 | 17.50 |
| 68205 | Credit Suisse AG – Galaxy Ent R Bear CBBC Jun 2019 D | 50,000,000 | 2018/11/15 | 2019/06/27 | 12.50 |
| 68153 | Credit Suisse AG – HSI R Bull CBBC Aug 2020 Q | 200,000,000 | 2018/11/15 | 2020/08/28 | 50.00 |
| 68190 | Credit Suisse AG – HSI R Bull CBBC Oct 2020 K | 300,000,000 | 2018/11/15 | 2020/10/29 | 75.00 |
| 68232 | Credit Suisse AG – HSI R Bear CBBC Mar 2019 O | 200,000,000 | 2018/11/15 | 2019/03/28 | 50.00 |
| 68150 | Credit Suisse AG – HSI R Bear CBBC Apr 2019 T | 200,000,000 | 2018/11/15 | 2019/04/29 | 50.00 |
| 68220 | Credit Suisse AG – Tencent R Bull CBBC May 2019 I | 50,000,000 | 2018/11/15 | 2019/05/30 | 12.50 |
| 68294 | Goldman Sachs SP (Asia) – AAC Tech R Bull CBBC May 2019 C | 40,000,000 | 2018/11/15 | 2019/05/20 | 10.00 |
| 68279 | Goldman Sachs SP (Asia) – AIA R Bull CBBC Nov 2019 B | 80,000,000 | 2018/11/15 | 2019/11/15 | 20.00 |
| 68307 | Goldman Sachs SP (Asia) – China Mobile R Bull CBBC May 2019 C | 100,000,000 | 2018/11/15 | 2019/05/10 | 25.00 |
| 67583 | Goldman Sachs SP (Asia) – HSI R Bull CBBC Oct 2020 N | 200,000,000 | 2018/11/15 | 2020/10/29 | 50.00 |
| 67586 | Goldman Sachs SP (Asia) – HSI R Bull CBBC Oct 2020 O | 200,000,000 | 2018/11/15 | 2020/10/29 | 50.00 |
| 68236 | Goldman Sachs SP (Asia) – HSI R Bear CBBC Feb 2019 H | 200,000,000 | 2018/11/15 | 2019/02/27 | 50.00 |
| 68250 | Goldman Sachs SP (Asia) – HSI R Bear CBBC Feb 2019 I | 200,000,000 | 2018/11/15 | 2019/02/27 | 50.00 |
| 68244 | Goldman Sachs SP (Asia) – Tencent R Bull CBBC Mar 2019 B | 100,000,000 | 2018/11/15 | 2019/03/11 | 25.00 |
| 67507 | HK Bank – AIA R Bull CBBC Apr 2019 F | 80,000,000 | 2018/11/15 | 2019/04/11 | 20.00 |
| 67550 | HK Bank – CC Bank R Bear CBBC Apr 2019 B | 50,000,000 | 2018/11/15 | 2019/04/29 | 12.50 |
| 67532 | HK Bank – CNOOC R Bull CBBC Apr 2019 B | 50,000,000 | 2018/11/15 | 2019/04/15 | 12.50 |
| 67514 | HK Bank – Sinopec Corp R Bull CBBC Apr 2019 B | 80,000,000 | 2018/11/15 | 2019/04/15 | 20.00 |
| 67421 | HK Bank – Geely Auto R Bear CBBC Mar 2019 B | 40,000,000 | 2018/11/15 | 2019/03/25 | 10.00 |
| 67480 | HK Bank – HKEX R Bear CBBC May 2019 B | 40,000,000 | 2018/11/15 | 2019/05/27 | 10.80 |
| 67491 | HK Bank – HKEX R Bear CBBC May 2019 C | 40,000,000 | 2018/11/15 | 2019/05/20 | 10.00 |
| 67423 | HK Bank – HSI R Bull CBBC Sep 2019 H | 150,000,000 | 2018/11/15 | 2019/09/27 | 37.50 |
| 67431 | HK Bank – HSI R Bear CBBC Apr 2019 D | 150,000,000 | 2018/11/15 | 2019/04/29 | 37.50 |
| 67417 | HK Bank – HSI R Bear CBBC May 2019 A | 150,000,000 | 2018/11/15 | 2019/05/30 | 37.50 |
| 67422 | HK Bank – HSI R Bear CBBC May 2019 B | 150,000,000 | 2018/11/15 | 2019/05/30 | 37.50 |
| 67476 | HK Bank – HSI R Bear CBBC May 2019 C | 150,000,000 | 2018/11/15 | 2019/05/30 | 37.50 |

主板 可收回牛熊證

| 股份代號 | 牛熊證 | 上市時之發行單位 | 上市日期 | 到期日 | 集資金額 (百萬港元) |
|-------|---|-------------|------------|------------|-------------|
| 67522 | HK Bank – PetroChina R Bull CBBC Apr 2019 A | 80,000,000 | 2018/11/15 | 2019/04/01 | 20.00 |
| 67462 | HK Bank – Ping An R Bull CBBC May 2019 A | 100,000,000 | 2018/11/15 | 2019/05/20 | 25.00 |
| 67452 | HK Bank – Ping An R Bear CBBC Apr 2019 E | 80,000,000 | 2018/11/15 | 2019/04/29 | 20.00 |
| 67656 | Haitong Int'l Sec – Conch Cement R Bull CBBC Jun 2019 A | 40,000,000 | 2018/11/15 | 2019/06/10 | 21.88 |
| 67657 | Haitong Int'l Sec – AIA R Bull CBBC May 2019 A | 130,000,000 | 2018/11/15 | 2019/05/09 | 32.50 |
| 67673 | Haitong Int'l Sec – Country Garden R Bull CBBC Apr 2019 A | 90,000,000 | 2018/11/15 | 2019/04/15 | 22.50 |
| 67655 | Haitong Int'l Sec – CNOOC R Bull CBBC Apr 2019 A | 60,000,000 | 2018/11/15 | 2019/04/26 | 15.00 |
| 67693 | Haitong Int'l Sec – CSPC Pharma R Bull CBBC Apr 2019 A | 50,000,000 | 2018/11/15 | 2019/04/24 | 12.50 |
| 67743 | Haitong Int'l Sec – Evergrande R Bull CBBC May 2019 B | 50,000,000 | 2018/11/15 | 2019/05/09 | 12.50 |
| 67644 | Haitong Int'l Sec – Geely Auto R Bull CBBC Apr 2019 B | 60,000,000 | 2018/11/15 | 2019/04/26 | 15.00 |
| 67652 | Haitong Int'l Sec – HKEX R Bull CBBC May 2019 A | 40,000,000 | 2018/11/15 | 2019/05/20 | 10.00 |
| 67752 | Haitong Int'l Sec – HSI R Bull CBBC Dec 2019 U | 120,000,000 | 2018/11/15 | 2019/12/30 | 30.00 |
| 67770 | Haitong Int'l Sec – HSI R Bear CBBC Feb 2019 U | 120,000,000 | 2018/11/15 | 2019/02/27 | 30.00 |
| 67681 | Haitong Int'l Sec – Ping An R Bull CBBC May 2019 C | 110,000,000 | 2018/11/15 | 2019/05/29 | 27.50 |
| 67735 | Haitong Int'l Sec – Sino Biopharm R Bull CBBC May 2019 A | 100,000,000 | 2018/11/15 | 2019/05/09 | 25.00 |
| 67723 | Haitong Int'l Sec – SUNAC R Bull CBBC Mar 2019 A | 40,000,000 | 2018/11/15 | 2019/03/27 | 10.52 |
| 67728 | Haitong Int'l Sec – SUNAC R Bull CBBC Mar 2019 B | 40,000,000 | 2018/11/15 | 2019/03/27 | 14.48 |
| 67953 | J P Morgan SP BV – HSI R Bull CBBC Sep 2020 L | 200,000,000 | 2018/11/15 | 2020/09/29 | 50.00 |
| 67966 | J P Morgan SP BV – HSI R Bull CBBC Oct 2020 O | 200,000,000 | 2018/11/15 | 2020/10/29 | 50.00 |
| 67967 | J P Morgan SP BV – HSI R Bull CBBC Nov 2020 B | 200,000,000 | 2018/11/15 | 2020/11/27 | 50.00 |
| 67994 | J P Morgan SP BV – HSI R Bear CBBC Feb 2019 M | 200,000,000 | 2018/11/15 | 2019/02/27 | 50.00 |
| 67610 | Macquarie Bank Ltd. – Tencent R Bull CBBC Mar 2019 R | 20,800,000 | 2018/11/15 | 2019/03/07 | 10.46 |
| 67630 | Macquarie Bank Ltd. – Tencent R Bull CBBC Mar 2019 S | 17,600,000 | 2018/11/15 | 2019/03/04 | 10.38 |
| 67588 | Macquarie Bank Ltd. – Tencent R Bull CBBC Apr 2019 B | 25,200,000 | 2018/11/15 | 2019/04/08 | 10.71 |
| 67590 | Macquarie Bank Ltd. – Tencent R Bull CBBC Apr 2019 C | 20,900,000 | 2018/11/15 | 2019/04/10 | 10.62 |
| 68099 | SG Issuer – China Mobile R Bull CBBC Jul 2019 E | 100,000,000 | 2018/11/15 | 2019/07/15 | 25.00 |
| 68106 | SG Issuer – CNOOC R Bear CBBC Apr 2019 D | 40,000,000 | 2018/11/15 | 2019/04/09 | 10.00 |
| 68006 | SG Issuer – HSCEI R Bear CBBC May 2019 A | 100,000,000 | 2018/11/15 | 2019/05/30 | 25.00 |
| 68047 | SG Issuer – HSI R Bull CBBC Jul 2020 D | 200,000,000 | 2018/11/15 | 2020/07/30 | 50.00 |
| 68067 | SG Issuer – HSI R Bull CBBC Aug 2020 R | 200,000,000 | 2018/11/15 | 2020/08/28 | 50.00 |
| 68072 | SG Issuer – HSI R Bull CBBC Aug 2020 S | 200,000,000 | 2018/11/15 | 2020/08/28 | 50.00 |
| 68004 | SG Issuer – HSI R Bear CBBC Feb 2019 J | 200,000,000 | 2018/11/15 | 2019/02/27 | 50.00 |
| 68003 | SG Issuer – HSI R Bear CBBC Feb 2019 K | 200,000,000 | 2018/11/15 | 2019/02/27 | 50.00 |
| 68005 | SG Issuer – HSI R Bear CBBC Mar 2019 A | 200,000,000 | 2018/11/15 | 2019/03/28 | 50.00 |
| 68109 | SG Issuer – Ping An R Bear CBBC Apr 2019 Q | 100,000,000 | 2018/11/15 | 2019/04/09 | 25.00 |
| 68013 | SG Issuer – Ping An R Bear CBBC May 2019 A | 100,000,000 | 2018/11/15 | 2019/05/06 | 25.00 |
| 68111 | SG Issuer – Tencent R Bull CBBC Feb 2019 O | 80,000,000 | 2018/11/15 | 2019/02/20 | 20.00 |
| 68125 | SG Issuer – Tencent R Bull CBBC Mar 2019 S | 80,000,000 | 2018/11/15 | 2019/03/11 | 20.00 |
| 68073 | SG Issuer – Tencent R Bull CBBC Apr 2019 N | 80,000,000 | 2018/11/15 | 2019/04/08 | 20.00 |
| 68084 | SG Issuer – Tencent R Bull CBBC Apr 2019 O | 80,000,000 | 2018/11/15 | 2019/04/09 | 20.00 |
| 68086 | SG Issuer – Tencent R Bull CBBC Apr 2019 P | 80,000,000 | 2018/11/15 | 2019/04/10 | 20.00 |
| 68121 | SG Issuer – Tencent R Bear CBBC Feb 2019 Q | 80,000,000 | 2018/11/15 | 2019/02/28 | 20.00 |
| 68031 | SG Issuer – Tencent R Bear CBBC Mar 2019 B | 80,000,000 | 2018/11/15 | 2019/03/22 | 20.00 |
| 67918 | UBS AG – China Mobile R Bull CBBC May 2019 A | 80,000,000 | 2018/11/15 | 2019/05/06 | 20.00 |
| 67938 | UBS AG – China Mobile R Bear CBBC May 2019 A | 80,000,000 | 2018/11/15 | 2019/05/07 | 20.00 |

主板 可收回牛熊證

| 股份 代號 | 牛熊證 | 上市時之 發行單位 | 上市日期 | 到期日 | 集資金額 (百萬港元) |
|----------|--|--------------|------------|------------|----------------|
| 67892 | UBS AG – HSI R Bull CBBC Nov 2019 B | 200,000,000 | 2018/11/15 | 2019/11/28 | 50.00 |
| 67893 | UBS AG – HSI R Bull CBBC Dec 2019 A | 200,000,000 | 2018/11/15 | 2019/12/30 | 50.00 |
| 67844 | UBS AG – HSI R Bull CBBC Oct 2020 T | 200,000,000 | 2018/11/15 | 2020/10/29 | 50.00 |
| 67819 | UBS AG – HSI R Bull CBBC Dec 2020 W | 200,000,000 | 2018/11/15 | 2020/12/30 | 50.00 |
| 67787 | UBS AG – HSI R Bear CBBC Feb 2019 Z | 200,000,000 | 2018/11/15 | 2019/02/27 | 50.00 |
| 67774 | UBS AG – HSI R Bear CBBC Mar 2019 W | 200,000,000 | 2018/11/15 | 2019/03/28 | 50.00 |
| 67795 | UBS AG – HSI R Bear CBBC Mar 2019 X | 200,000,000 | 2018/11/15 | 2019/03/28 | 50.00 |
| 67801 | UBS AG – HSI R Bear CBBC Mar 2019 Y | 200,000,000 | 2018/11/15 | 2019/03/28 | 50.00 |
| 68817 | BNP Paribas Issuance B.V. – CC Bank R Bull CBBC Sep 2019 S | 100,000,000 | 2018/11/16 | 2019/09/27 | 25.00 |
| 68704 | BNP Paribas Issuance B.V. – Galaxy Ent R Bull CBBC Nov 2019W | 150,000,000 | 2018/11/16 | 2019/11/28 | 37.50 |
| 68695 | BNP Paribas Issuance B.V. – HSCEI R Bull CBBC Sep 2019 M | 100,000,000 | 2018/11/16 | 2019/09/27 | 25.00 |
| 68822 | BNP Paribas Issuance B.V. – HSCEI R Bull CBBC Sep 2019 N | 100,000,000 | 2018/11/16 | 2019/09/27 | 25.00 |
| 68684 | BNP Paribas Issuance B.V. – HSI R Bull CBBC Nov 2019 E | 250,000,000 | 2018/11/16 | 2019/11/28 | 62.50 |
| 68689 | BNP Paribas Issuance B.V. – HSI R Bull CBBC Nov 2019 I | 250,000,000 | 2018/11/16 | 2019/11/28 | 62.50 |
| 68648 | BNP Paribas Issuance B.V. – HSI R Bull CBBC Nov 2019 J | 250,000,000 | 2018/11/16 | 2019/11/28 | 62.50 |
| 68650 | BNP Paribas Issuance B.V. – HSI R Bull CBBC Nov 2019 K | 250,000,000 | 2018/11/16 | 2019/11/28 | 62.50 |
| 68839 | BNP Paribas Issuance B.V. – HSI R Bull CBBC Nov 2019 L | 250,000,000 | 2018/11/16 | 2019/11/28 | 62.50 |
| 68651 | BNP Paribas Issuance B.V. – HSI R Bull CBBC Nov 2019 M | 250,000,000 | 2018/11/16 | 2019/11/28 | 62.50 |
| 68668 | BNP Paribas Issuance B.V. – HSI R Bull CBBC Nov 2019 N | 250,000,000 | 2018/11/16 | 2019/11/28 | 62.50 |
| 68679 | BNP Paribas Issuance B.V. – HSI R Bull CBBC Nov 2019 O | 250,000,000 | 2018/11/16 | 2019/11/28 | 62.50 |
| 68790 | BNP Paribas Issuance B.V. – HSI R Bear CBBC Apr 2019 K | 250,000,000 | 2018/11/16 | 2019/04/29 | 62.50 |
| 68798 | BNP Paribas Issuance B.V. – HSI R Bear CBBC Apr 2019 L | 250,000,000 | 2018/11/16 | 2019/04/29 | 62.50 |
| 68812 | BNP Paribas Issuance B.V. – HSI R Bear CBBC Apr 2019 M | 250,000,000 | 2018/11/16 | 2019/04/29 | 62.50 |
| 68718 | BNP Paribas Issuance B.V. – Ping An R Bull CBBC Jun 2019 W | 200,000,000 | 2018/11/16 | 2019/06/27 | 50.00 |
| 68768 | BNP Paribas Issuance B.V. – Ping An R Bear CBBC Aug 2019 Q | 200,000,000 | 2018/11/16 | 2019/08/29 | 50.00 |
| 68748 | BNP Paribas Issuance B.V. – Tencent R Bull CBBC Jun 2019 F | 50,000,000 | 2018/11/16 | 2019/06/27 | 12.50 |
| 68834 | BNP Paribas Issuance B.V. – Tencent R Bull CBBC Jun 2019 G | 50,000,000 | 2018/11/16 | 2019/06/27 | 12.50 |
| 68765 | BNP Paribas Issuance B.V. – Tencent R Bear CBBC Mar 2019 Q | 50,000,000 | 2018/11/16 | 2019/03/28 | 12.50 |
| 69261 | Credit Suisse AG – HSI R Bull CBBC Aug 2020 B | 200,000,000 | 2018/11/16 | 2020/08/28 | 50.00 |
| 69265 | Credit Suisse AG – HSI R Bull CBBC Sep 2020 H | 200,000,000 | 2018/11/16 | 2020/09/29 | 50.00 |
| 69267 | Credit Suisse AG – HSI R Bull CBBC Sep 2020 O | 200,000,000 | 2018/11/16 | 2020/09/29 | 50.00 |
| 69284 | Credit Suisse AG – HSI R Bull CBBC Sep 2020 P | 200,000,000 | 2018/11/16 | 2020/09/29 | 50.00 |
| 69394 | Credit Suisse AG – HSI R Bull CBBC Sep 2020 Q | 200,000,000 | 2018/11/16 | 2020/09/29 | 50.00 |
| 69268 | Credit Suisse AG – HSI R Bull CBBC Oct 2020 E | 200,000,000 | 2018/11/16 | 2020/10/29 | 50.00 |
| 69295 | Credit Suisse AG – HSI R Bear CBBC Mar 2019 P | 200,000,000 | 2018/11/16 | 2019/03/28 | 50.00 |
| 69326 | Credit Suisse AG – HSI R Bear CBBC Mar 2019 R | 200,000,000 | 2018/11/16 | 2019/03/28 | 50.00 |
| 69363 | Credit Suisse AG – HSI R Bear CBBC Apr 2019 U | 200,000,000 | 2018/11/16 | 2019/04/29 | 50.00 |
| 69272 | Credit Suisse AG – Ping An R Bull CBBC May 2019 C | 80,000,000 | 2018/11/16 | 2019/05/30 | 20.00 |
| 69362 | Credit Suisse AG – Tencent R Bull CBBC Jul 2019 E | 50,000,000 | 2018/11/16 | 2019/07/30 | 17.00 |
| 69372 | Credit Suisse AG – Tencent R Bear CBBC Apr 2019 F | 50,000,000 | 2018/11/16 | 2019/04/29 | 12.50 |
| 69778 | Goldman Sachs SP (Asia) – Galaxy Ent R Bear CBBC Feb 2020 A | 80,000,000 | 2018/11/16 | 2020/02/14 | 20.00 |
| 69823 | Goldman Sachs SP (Asia) – HSBC R Bull CBBC Sep 2019 V | 100,000,000 | 2018/11/16 | 2019/09/27 | 25.00 |
| 68352 | Goldman Sachs SP (Asia) – HSI R Bull CBBC Oct 2020 P | 200,000,000 | 2018/11/16 | 2020/10/29 | 50.00 |
| 68367 | Goldman Sachs SP (Asia) – HSI R Bull CBBC Oct 2020 Q | 200,000,000 | 2018/11/16 | 2020/10/29 | 50.00 |
| 69726 | Goldman Sachs SP (Asia) – HSI R Bull CBBC Oct 2020 R | 200,000,000 | 2018/11/16 | 2020/10/29 | 50.00 |

主板 可收回牛熊證

| 股份代號 | 牛熊證 | 上市時之發行單位 | 上市日期 | 到期日 | 集資金額 (百萬港元) |
|-------|--|-------------|------------|------------|-------------|
| 69756 | Goldman Sachs SP (Asia) – HSI R Bull CBBC Oct 2020 S | 200,000,000 | 2018/11/16 | 2020/10/29 | 50.00 |
| 69837 | Goldman Sachs SP (Asia) – HSI R Bear CBBC Feb 2019 J | 200,000,000 | 2018/11/16 | 2019/02/27 | 50.00 |
| 69843 | Goldman Sachs SP (Asia) – HSI R Bear CBBC Feb 2019 L | 200,000,000 | 2018/11/16 | 2019/02/27 | 50.00 |
| 69851 | Goldman Sachs SP (Asia) – HSI R Bear CBBC Feb 2019 P | 200,000,000 | 2018/11/16 | 2019/02/27 | 50.00 |
| 69741 | Goldman Sachs SP (Asia) – Tencent R Bull CBBC Mar 2019 F | 100,000,000 | 2018/11/16 | 2019/03/11 | 25.00 |
| 69759 | Goldman Sachs SP (Asia) – Tencent R Bear CBBC Mar 2019 P | 80,000,000 | 2018/11/16 | 2019/03/11 | 20.00 |
| 68553 | HK Bank – AAC Tech R Bull CBBC May 2019 B | 40,000,000 | 2018/11/16 | 2019/05/06 | 10.00 |
| 68550 | HK Bank – AAC Tech R Bull CBBC Jul 2019 B | 40,000,000 | 2018/11/16 | 2019/07/23 | 10.00 |
| 68598 | HK Bank – Bank of China R Bear CBBC May 2019 A | 50,000,000 | 2018/11/16 | 2019/05/06 | 12.50 |
| 68623 | HK Bank – China Mobile R Bull CBBC May 2019 A | 50,000,000 | 2018/11/16 | 2019/05/06 | 12.50 |
| 68622 | HK Bank – China Mobile R Bear CBBC Apr 2019 B | 40,000,000 | 2018/11/16 | 2019/04/15 | 10.00 |
| 68608 | HK Bank – Galaxy Ent R Bear CBBC Apr 2019 B | 40,000,000 | 2018/11/16 | 2019/04/29 | 10.00 |
| 68593 | HK Bank – HSCEI R Bear CBBC Apr 2019 A | 50,000,000 | 2018/11/16 | 2019/04/29 | 12.50 |
| 68404 | HK Bank – HSI R Bull CBBC Sep 2019 G | 100,000,000 | 2018/11/16 | 2019/09/27 | 25.00 |
| 68383 | HK Bank – HSI R Bull CBBC Sep 2019 J | 150,000,000 | 2018/11/16 | 2019/09/27 | 37.50 |
| 68560 | HK Bank – HSI R Bull CBBC Sep 2019 K | 150,000,000 | 2018/11/16 | 2019/09/27 | 37.50 |
| 68581 | HK Bank – HSI R Bear CBBC Apr 2019 F | 100,000,000 | 2018/11/16 | 2019/04/29 | 25.00 |
| 68595 | HK Bank – Ping An R Bear CBBC Apr 2019 F | 80,000,000 | 2018/11/16 | 2019/04/11 | 20.00 |
| 68559 | HK Bank – Sunny Optical R Bull CBBC Apr 2019 G | 40,000,000 | 2018/11/16 | 2019/04/01 | 10.00 |
| 68389 | HK Bank – Tencent R Bull CBBC Mar 2019 O | 60,000,000 | 2018/11/16 | 2019/03/28 | 15.00 |
| 68543 | HK Bank – Tencent R Bear CBBC Apr 2019 O | 50,000,000 | 2018/11/16 | 2019/04/11 | 12.50 |
| 68429 | Haitong Int'l Sec – HSI R Bull CBBC Oct 2019 Y | 120,000,000 | 2018/11/16 | 2019/10/30 | 30.00 |
| 68494 | Haitong Int'l Sec – HSI R Bull CBBC Oct 2019 Z | 120,000,000 | 2018/11/16 | 2019/10/30 | 30.00 |
| 68502 | Haitong Int'l Sec – HSI R Bull CBBC Nov 2019 P | 120,000,000 | 2018/11/16 | 2019/11/28 | 30.00 |
| 68529 | Haitong Int'l Sec – HSI R Bear CBBC Feb 2019 V | 120,000,000 | 2018/11/16 | 2019/02/27 | 30.00 |
| 68533 | Haitong Int'l Sec – HSI R Bear CBBC Feb 2019 W | 120,000,000 | 2018/11/16 | 2019/02/27 | 30.00 |
| 68522 | Haitong Int'l Sec – HSI R Bear CBBC Mar 2019 J | 120,000,000 | 2018/11/16 | 2019/03/28 | 30.00 |
| 69061 | Haitong Int'l Sec – Tencent R Bear CBBC Mar 2019 M | 40,000,000 | 2018/11/16 | 2019/03/26 | 10.00 |
| 69070 | Haitong Int'l Sec – Tencent R Bear CBBC Mar 2019 N | 40,000,000 | 2018/11/16 | 2019/03/25 | 10.00 |
| 69060 | Haitong Int'l Sec – Tencent R Bear CBBC Apr 2019 M | 40,000,000 | 2018/11/16 | 2019/04/04 | 10.04 |
| 69100 | J P Morgan SP BV – HSI R Bull CBBC Sep 2020 J | 200,000,000 | 2018/11/16 | 2020/09/29 | 50.00 |
| 69190 | J P Morgan SP BV – HSI R Bull CBBC Sep 2020 M | 200,000,000 | 2018/11/16 | 2020/09/29 | 50.00 |
| 69132 | J P Morgan SP BV – HSI R Bull CBBC Oct 2020 T | 200,000,000 | 2018/11/16 | 2020/10/29 | 50.00 |
| 69076 | J P Morgan SP BV – HSI R Bull CBBC Nov 2020 D | 200,000,000 | 2018/11/16 | 2020/11/27 | 50.00 |
| 69158 | J P Morgan SP BV – HSI R Bear CBBC Feb 2019 N | 200,000,000 | 2018/11/16 | 2019/02/27 | 50.00 |
| 69180 | J P Morgan SP BV – HSI R Bear CBBC Feb 2019 O | 200,000,000 | 2018/11/16 | 2019/02/27 | 50.00 |
| 69182 | J P Morgan SP BV – HSI R Bear CBBC Feb 2019 P | 200,000,000 | 2018/11/16 | 2019/02/27 | 50.00 |
| 69214 | J P Morgan SP BV – Tencent R Bull CBBC Mar 2019 J | 50,000,000 | 2018/11/16 | 2019/03/08 | 12.50 |
| 69136 | J P Morgan SP BV – Tencent R Bull CBBC Apr 2019 I | 50,000,000 | 2018/11/16 | 2019/04/12 | 12.50 |
| 69148 | J P Morgan SP BV – Tencent R Bull CBBC Apr 2019 J | 50,000,000 | 2018/11/16 | 2019/04/18 | 12.50 |
| 69244 | J P Morgan SP BV – Tencent R Bear CBBC Mar 2019 W | 50,000,000 | 2018/11/16 | 2019/03/15 | 12.50 |
| 69259 | J P Morgan SP BV – Tencent R Bear CBBC Mar 2019 X | 50,000,000 | 2018/11/16 | 2019/03/08 | 12.50 |
| 69623 | SG Issuer – AIA R Bear CBBC Jun 2019 B | 60,000,000 | 2018/11/16 | 2019/06/17 | 15.00 |
| 69712 | SG Issuer – CSPC Pharma R Bull CBBC Apr 2019 A | 40,000,000 | 2018/11/16 | 2019/04/25 | 12.20 |
| 69624 | SG Issuer – Galaxy Ent R Bear CBBC Jul 2019 N | 100,000,000 | 2018/11/16 | 2019/07/23 | 25.00 |

主板 可收回牛熊證

| 股份代號 | 牛熊證 | 上市時之發行單位 | 上市日期 | 到期日 | 集資金額 (百萬港元) |
|-------|--|-------------|------------|------------|----------------|
| 69715 | SG Issuer – HKEX R Bear CBBC Mar 2019 N | 50,000,000 | 2018/11/16 | 2019/03/29 | 12.50 |
| 69718 | SG Issuer – HSBC R Bear CBBC Apr 2019 I | 100,000,000 | 2018/11/16 | 2019/04/25 | 25.00 |
| 69598 | SG Issuer – HSI R Bull CBBC Jul 2020 E | 400,000,000 | 2018/11/16 | 2020/07/30 | 100.00 |
| 69600 | SG Issuer – HSI R Bull CBBC Oct 2020 B | 200,000,000 | 2018/11/16 | 2020/10/29 | 50.00 |
| 69622 | SG Issuer – HSI R Bull CBBC Oct 2020 F | 200,000,000 | 2018/11/16 | 2020/10/29 | 50.00 |
| 69485 | SG Issuer – HSI R Bull CBBC Nov 2020 I | 200,000,000 | 2018/11/16 | 2020/11/27 | 50.00 |
| 69499 | SG Issuer – HSI R Bull CBBC Nov 2020 T | 200,000,000 | 2018/11/16 | 2020/11/27 | 50.00 |
| 69501 | SG Issuer – HSI R Bull CBBC Dec 2020 A | 200,000,000 | 2018/11/16 | 2020/12/30 | 50.00 |
| 69539 | SG Issuer – HSI R Bull CBBC Dec 2020 D | 200,000,000 | 2018/11/16 | 2020/12/30 | 50.00 |
| 69584 | SG Issuer – HSI R Bull CBBC Dec 2020 P | 200,000,000 | 2018/11/16 | 2020/12/30 | 50.00 |
| 69594 | SG Issuer – HSI R Bear CBBC Apr 2019 V | 200,000,000 | 2018/11/16 | 2019/04/29 | 50.00 |
| 69673 | SG Issuer – HSI R Bear CBBC Apr 2019 W | 200,000,000 | 2018/11/16 | 2019/04/29 | 50.00 |
| 69697 | SG Issuer – HSI R Bear CBBC Apr 2019 X | 200,000,000 | 2018/11/16 | 2019/04/29 | 50.00 |
| 69700 | SG Issuer – HSI R Bear CBBC May 2019 M | 200,000,000 | 2018/11/16 | 2019/05/30 | 50.00 |
| 69398 | SG Issuer – Ping An R Bull CBBC Mar 2019 R | 100,000,000 | 2018/11/16 | 2019/03/29 | 25.00 |
| 69649 | SG Issuer – Ping An R Bear CBBC Apr 2019 R | 100,000,000 | 2018/11/16 | 2019/04/03 | 25.00 |
| 69651 | SG Issuer – Sands China R Bear CBBC Sep 2019 B | 80,000,000 | 2018/11/16 | 2019/09/18 | 20.00 |
| 69408 | SG Issuer – Tencent R Bull CBBC Feb 2019 B | 80,000,000 | 2018/11/16 | 2019/02/22 | 20.00 |
| 69425 | SG Issuer – Tencent R Bull CBBC Mar 2019 L | 80,000,000 | 2018/11/16 | 2019/03/25 | 20.00 |
| 69664 | SG Issuer – Tencent R Bull CBBC Mar 2019 W | 80,000,000 | 2018/11/16 | 2019/03/11 | 20.00 |
| 69461 | SG Issuer – Tencent R Bull CBBC Apr 2019 Q | 80,000,000 | 2018/11/16 | 2019/04/09 | 20.00 |
| 69479 | SG Issuer – Tencent R Bull CBBC Apr 2019 R | 80,000,000 | 2018/11/16 | 2019/04/09 | 20.00 |
| 69667 | SG Issuer – Tencent R Bull CBBC Apr 2019 S | 80,000,000 | 2018/11/16 | 2019/04/03 | 20.00 |
| 69719 | SG Issuer – Tencent R Bear CBBC Mar 2019 J | 80,000,000 | 2018/11/16 | 2019/03/26 | 20.00 |
| 69725 | SG Issuer – Tencent R Bear CBBC Apr 2019 B | 80,000,000 | 2018/11/16 | 2019/04/12 | 20.00 |
| 68887 | UBS AG – HSI R Bull CBBC Sep 2020 H | 200,000,000 | 2018/11/16 | 2020/09/29 | 50.00 |
| 68889 | UBS AG – HSI R Bull CBBC Sep 2020 S | 200,000,000 | 2018/11/16 | 2020/09/29 | 50.00 |
| 68881 | UBS AG – HSI R Bull CBBC Sep 2020 V | 200,000,000 | 2018/11/16 | 2020/09/29 | 50.00 |
| 68870 | UBS AG – HSI R Bull CBBC Nov 2020 D | 200,000,000 | 2018/11/16 | 2020/11/27 | 50.00 |
| 68849 | UBS AG – HSI R Bull CBBC Nov 2020 L | 200,000,000 | 2018/11/16 | 2020/11/27 | 50.00 |
| 68872 | UBS AG – HSI R Bull CBBC Nov 2020 R | 200,000,000 | 2018/11/16 | 2020/11/27 | 50.00 |
| 68852 | UBS AG – HSI R Bull CBBC Nov 2020 V | 200,000,000 | 2018/11/16 | 2020/11/27 | 50.00 |
| 68916 | UBS AG – HSI R Bear CBBC Feb 2019 C | 200,000,000 | 2018/11/16 | 2019/02/27 | 50.00 |
| 68900 | UBS AG – HSI R Bear CBBC Feb 2019 I | 200,000,000 | 2018/11/16 | 2019/02/27 | 50.00 |
| 68930 | UBS AG – HSI R Bear CBBC Mar 2019 Z | 200,000,000 | 2018/11/16 | 2019/03/28 | 50.00 |
| 68983 | UBS AG – HSI R Bear CBBC Apr 2019 V | 200,000,000 | 2018/11/16 | 2019/04/29 | 50.00 |
| 68891 | UBS AG – Tencent R Bull CBBC Feb 2019 H | 40,000,000 | 2018/11/16 | 2019/02/22 | 10.00 |
| 68899 | UBS AG – Tencent R Bull CBBC Mar 2019 I | 40,000,000 | 2018/11/16 | 2019/03/05 | 10.00 |
| 57084 | BNP Paribas Issuance B.V. – HSI R Bear CBBC Apr 2019 N | 250,000,000 | 2018/11/19 | 2019/04/29 | 62.50 |
| 57085 | BNP Paribas Issuance B.V. – Tencent R Bull CBBC Jun 2019 Q | 50,000,000 | 2018/11/19 | 2019/06/27 | 12.50 |
| 57171 | Credit Suisse AG – Geely Auto R Bear CBBC Jul 2019 D | 40,000,000 | 2018/11/19 | 2019/07/30 | 10.00 |
| 57170 | Credit Suisse AG – HSI R Bull CBBC Aug 2020 D | 200,000,000 | 2018/11/19 | 2020/08/28 | 50.00 |
| 57169 | Credit Suisse AG – HSI R Bull CBBC Oct 2020 M | 200,000,000 | 2018/11/19 | 2020/10/29 | 50.00 |
| 57157 | Credit Suisse AG – HSI R Bear CBBC Mar 2019 T | 200,000,000 | 2018/11/19 | 2019/03/28 | 50.00 |
| 57155 | Credit Suisse AG – HSI R Bear CBBC Apr 2019 V | 200,000,000 | 2018/11/19 | 2019/04/29 | 50.00 |

主板 可收回牛熊證

| 股份代號 | 牛熊證 | 上市時之發行單位 | 上市日期 | 到期日 | 集資金額 (百萬港元) |
|-------|--|-------------|------------|------------|----------------|
| 57163 | Credit Suisse AG – Ping An R Bull CBBC Jul 2019 B | 80,000,000 | 2018/11/19 | 2019/07/30 | 20.00 |
| 57161 | Credit Suisse AG – Tencent R Bull CBBC May 2019 J | 50,000,000 | 2018/11/19 | 2019/05/30 | 12.50 |
| 57172 | Credit Suisse AG – Tencent R Bear CBBC May 2019 B | 50,000,000 | 2018/11/19 | 2019/05/30 | 12.50 |
| 57118 | Goldman Sachs SP (Asia) – HKEX R Bull CBBC Mar 2019 B | 100,000,000 | 2018/11/19 | 2019/03/11 | 25.00 |
| 57102 | Goldman Sachs SP (Asia) – HSI R Bull CBBC Oct 2020 T | 200,000,000 | 2018/11/19 | 2020/10/29 | 50.00 |
| 57115 | Goldman Sachs SP (Asia) – HSI R Bull CBBC Oct 2020 U | 200,000,000 | 2018/11/19 | 2020/10/29 | 50.00 |
| 57117 | Goldman Sachs SP (Asia) – HSI R Bull CBBC Oct 2020 V | 200,000,000 | 2018/11/19 | 2020/10/29 | 50.00 |
| 69876 | Goldman Sachs SP (Asia) – HSI R Bear CBBC Feb 2019 M | 200,000,000 | 2018/11/19 | 2019/02/27 | 50.00 |
| 69875 | Goldman Sachs SP (Asia) – HSI R Bear CBBC Feb 2019 R | 200,000,000 | 2018/11/19 | 2019/02/27 | 50.00 |
| 69879 | Goldman Sachs SP (Asia) – HSI R Bear CBBC Feb 2019 Y | 200,000,000 | 2018/11/19 | 2019/02/27 | 50.00 |
| 69883 | Goldman Sachs SP (Asia) – Tencent R Bull CBBC Mar 2019 T | 80,000,000 | 2018/11/19 | 2019/03/11 | 20.00 |
| 57122 | Goldman Sachs SP (Asia) – Tencent R Bear CBBC Mar 2019 Q | 80,000,000 | 2018/11/19 | 2019/03/11 | 20.00 |
| 69987 | HK Bank – HKEX R Bear CBBC Jun 2019 A | 40,000,000 | 2018/11/19 | 2019/06/03 | 16.00 |
| 69922 | HK Bank – HSCEI R Bull CBBC Dec 2019 F | 60,000,000 | 2018/11/19 | 2019/12/30 | 15.00 |
| 69990 | HK Bank – HSI R Bull CBBC Sep 2019 L | 150,000,000 | 2018/11/19 | 2019/09/27 | 37.50 |
| 69902 | HK Bank – HSI R Bull CBBC Mar 2020 K | 150,000,000 | 2018/11/19 | 2020/03/30 | 37.50 |
| 69895 | HK Bank – HSI R Bear CBBC Apr 2019 M | 150,000,000 | 2018/11/19 | 2019/04/29 | 37.50 |
| 69898 | HK Bank – HSI R Bear CBBC May 2019 D | 150,000,000 | 2018/11/19 | 2019/05/30 | 37.50 |
| 69976 | HK Bank – Ping An R Bull CBBC Mar 2019 U | 100,000,000 | 2018/11/19 | 2019/03/14 | 25.00 |
| 69894 | HK Bank – Tencent R Bull CBBC Apr 2019 X | 60,000,000 | 2018/11/19 | 2019/04/18 | 15.00 |
| 69978 | HK Bank – Tencent R Bear CBBC Mar 2019 K | 50,000,000 | 2018/11/19 | 2019/03/21 | 12.50 |
| 69982 | HK Bank – Tencent R Bear CBBC Apr 2019 P | 50,000,000 | 2018/11/19 | 2019/04/15 | 12.50 |
| 69993 | Haitong Int'l Sec – HSI R Bull CBBC Nov 2019 Q | 120,000,000 | 2018/11/19 | 2019/11/28 | 30.00 |
| 69998 | Haitong Int'l Sec – HSI R Bull CBBC Jan 2020 Q | 120,000,000 | 2018/11/19 | 2020/01/30 | 30.00 |
| 57006 | Haitong Int'l Sec – HSI R Bear CBBC Feb 2019 X | 120,000,000 | 2018/11/19 | 2019/02/27 | 30.00 |
| 57086 | Haitong Int'l Sec – Tencent R Bull CBBC Mar 2019 Y | 40,000,000 | 2018/11/19 | 2019/03/29 | 14.28 |
| 57087 | Haitong Int'l Sec – Tencent R Bear CBBC Apr 2019 N | 40,000,000 | 2018/11/19 | 2019/04/11 | 10.00 |
| 57094 | J P Morgan SP BV – HSI R Bull CBBC Oct 2020 J | 200,000,000 | 2018/11/19 | 2020/10/29 | 50.00 |
| 57095 | J P Morgan SP BV – HSI R Bull CBBC Nov 2020 K | 200,000,000 | 2018/11/19 | 2020/11/27 | 50.00 |
| 57089 | J P Morgan SP BV – HSI R Bear CBBC Feb 2019 Q | 200,000,000 | 2018/11/19 | 2019/02/27 | 50.00 |
| 57092 | J P Morgan SP BV – HSI R Bear CBBC Feb 2019 R | 200,000,000 | 2018/11/19 | 2019/02/27 | 50.00 |
| 57090 | J P Morgan SP BV – Tencent R Bull CBBC Mar 2019 F | 50,000,000 | 2018/11/19 | 2019/03/15 | 12.50 |
| 57091 | J P Morgan SP BV – Tencent R Bull CBBC Mar 2019 L | 50,000,000 | 2018/11/19 | 2019/03/08 | 12.50 |
| 57097 | J P Morgan SP BV – Tencent R Bear CBBC Apr 2019 R | 50,000,000 | 2018/11/19 | 2019/04/18 | 12.50 |
| 57100 | J P Morgan SP BV – Tencent R Bear CBBC Apr 2019 S | 50,000,000 | 2018/11/19 | 2019/04/12 | 12.50 |
| 57101 | J P Morgan SP BV – Tencent R Bear CBBC Apr 2019 T | 50,000,000 | 2018/11/19 | 2019/04/12 | 12.50 |
| 57135 | SG Issuer – AIA R Bull CBBC Jul 2019 L | 60,000,000 | 2018/11/19 | 2019/07/10 | 15.00 |
| 57134 | SG Issuer – AIA R Bear CBBC May 2019 A | 60,000,000 | 2018/11/19 | 2019/05/03 | 15.00 |
| 57136 | SG Issuer – CNOOC R Bear CBBC Apr 2019 E | 40,000,000 | 2018/11/19 | 2019/04/02 | 10.00 |
| 57137 | SG Issuer – Galaxy Ent R Bear CBBC Jul 2019 O | 100,000,000 | 2018/11/19 | 2019/07/10 | 25.00 |
| 57149 | SG Issuer – HSI R Bull CBBC Nov 2020 D | 200,000,000 | 2018/11/19 | 2020/11/27 | 50.00 |
| 57145 | SG Issuer – HSI R Bull CBBC Dec 2020 R | 200,000,000 | 2018/11/19 | 2020/12/30 | 50.00 |
| 57146 | SG Issuer – HSI R Bull CBBC Dec 2020 V | 200,000,000 | 2018/11/19 | 2020/12/30 | 50.00 |
| 57124 | SG Issuer – HSI R Bear CBBC Mar 2019 E | 200,000,000 | 2018/11/19 | 2019/03/28 | 50.00 |
| 57125 | SG Issuer – HSI R Bear CBBC Mar 2019 I | 200,000,000 | 2018/11/19 | 2019/03/28 | 50.00 |

主板 可收回牛熊證

| 股份代號 | 牛熊證 | 上市時之發行單位 | 上市日期 | 到期日 | 集資金額 (百萬港元) |
|-------|--|-------------|------------|------------|----------------|
| 57148 | SG Issuer – HSI R Bear CBBC Jul 2019 S | 400,000,000 | 2018/11/19 | 2019/07/30 | 100.00 |
| 57126 | SG Issuer – Ping An R Bull CBBC Apr 2019 O | 100,000,000 | 2018/11/19 | 2019/04/12 | 25.00 |
| 57138 | SG Issuer – Tencent R Bull CBBC Feb 2019 L | 80,000,000 | 2018/11/19 | 2019/02/27 | 20.00 |
| 57143 | SG Issuer – Tencent R Bull CBBC Feb 2019 P | 80,000,000 | 2018/11/19 | 2019/02/28 | 20.00 |
| 57133 | SG Issuer – Tencent R Bull CBBC Apr 2019 T | 80,000,000 | 2018/11/19 | 2019/04/02 | 20.00 |
| 57153 | SG Issuer – Tencent R Bear CBBC Feb 2019 R | 80,000,000 | 2018/11/19 | 2019/02/26 | 20.00 |
| 57154 | SG Issuer – Tencent R Bear CBBC Mar 2019 K | 80,000,000 | 2018/11/19 | 2019/03/08 | 20.00 |
| 57024 | UBS AG – HSI R Bull CBBC Nov 2019 I | 200,000,000 | 2018/11/19 | 2019/11/28 | 50.00 |
| 57011 | UBS AG – HSI R Bull CBBC Dec 2019 R | 200,000,000 | 2018/11/19 | 2019/12/30 | 50.00 |
| 57010 | UBS AG – HSI R Bull CBBC Dec 2020 X | 200,000,000 | 2018/11/19 | 2020/12/30 | 50.00 |
| 57026 | UBS AG – HSI R Bear CBBC Feb 2019 A | 200,000,000 | 2018/11/19 | 2019/02/27 | 50.00 |
| 69891 | UBS AG – HSI R Bear CBBC Mar 2019 H | 200,000,000 | 2018/11/19 | 2019/03/28 | 50.00 |
| 57042 | UBS AG – HSI R Bear CBBC Mar 2019 I | 200,000,000 | 2018/11/19 | 2019/03/28 | 50.00 |
| 57068 | UBS AG – Tencent R Bull CBBC Mar 2019 A | 40,000,000 | 2018/11/19 | 2019/03/12 | 10.00 |
| 57062 | UBS AG – Tencent R Bull CBBC Apr 2019 K | 40,000,000 | 2018/11/19 | 2019/04/10 | 10.00 |
| 57082 | UBS AG – Tencent R Bear CBBC Mar 2019 X | 40,000,000 | 2018/11/19 | 2019/03/05 | 10.00 |
| 57083 | UBS AG – Tencent R Bear CBBC Mar 2019 Y | 40,000,000 | 2018/11/19 | 2019/03/12 | 10.00 |
| 69892 | UBS AG – Tencent R Bear CBBC Apr 2019 I | 40,000,000 | 2018/11/19 | 2019/04/10 | 10.00 |
| 69893 | UBS AG – Tencent R Bear CBBC May 2019 G | 40,000,000 | 2018/11/19 | 2019/05/03 | 10.00 |
| 69870 | Bank Vontobel – China Mobile R Bear CBBC Oct 2019 B | 40,000,000 | 2018/11/19 | 2019/10/18 | 10.00 |
| 69874 | Bank Vontobel – Galaxy Ent R Bear CBBC Jul 2019 B | 40,000,000 | 2018/11/19 | 2019/07/12 | 10.00 |
| 69855 | Bank Vontobel – HSI R Bull CBBC May 2019 I | 80,000,000 | 2018/11/19 | 2019/05/30 | 20.00 |
| 69863 | Bank Vontobel – HSI R Bull CBBC May 2019 J | 80,000,000 | 2018/11/19 | 2019/05/30 | 20.00 |
| 69865 | Bank Vontobel – HSI R Bear CBBC Mar 2019 I | 80,000,000 | 2018/11/19 | 2019/03/28 | 20.00 |
| 69869 | Bank Vontobel – HSI R Bear CBBC Mar 2019 J | 80,000,000 | 2018/11/19 | 2019/03/28 | 20.00 |
| 69866 | Bank Vontobel – Tencent R Bear CBBC Aug 2019 E | 40,000,000 | 2018/11/19 | 2019/08/09 | 10.00 |
| 57212 | BNP Paribas Issuance B.V. – HSBC R Bull CBBC Jun 2019 N | 150,000,000 | 2018/11/20 | 2019/06/27 | 37.50 |
| 57219 | BNP Paribas Issuance B.V. – HSI R Bull CBBC Nov 2019 C | 250,000,000 | 2018/11/20 | 2019/11/28 | 62.50 |
| 57214 | BNP Paribas Issuance B.V. – HSI R Bull CBBC Nov 2019 P | 250,000,000 | 2018/11/20 | 2019/11/28 | 62.50 |
| 57215 | BNP Paribas Issuance B.V. – HSI R Bull CBBC Nov 2019 Q | 250,000,000 | 2018/11/20 | 2019/11/28 | 62.50 |
| 57217 | BNP Paribas Issuance B.V. – HSI R Bull CBBC Nov 2019 R | 250,000,000 | 2018/11/20 | 2019/11/28 | 62.50 |
| 57204 | BNP Paribas Issuance B.V. – Tencent R Bull CBBC Jun 2019 R | 50,000,000 | 2018/11/20 | 2019/06/27 | 12.50 |
| 57201 | BNP Paribas Issuance B.V. – Tencent R Bull CBBC Jul 2019 D | 50,000,000 | 2018/11/20 | 2019/07/30 | 12.50 |
| 57207 | BNP Paribas Issuance B.V. – Tencent R Bear CBBC Oct 2019 A | 50,000,000 | 2018/11/20 | 2019/10/30 | 12.50 |
| 57211 | BNP Paribas Issuance B.V. – Tencent R Bear CBBC Nov 2019 A | 50,000,000 | 2018/11/20 | 2019/11/28 | 12.50 |
| 57326 | Credit Suisse AG – AAC Tech R Bull CBBC Apr 2019 A | 40,000,000 | 2018/11/20 | 2019/04/29 | 10.00 |
| 57327 | Credit Suisse AG – AAC Tech R Bull CBBC May 2019 A | 40,000,000 | 2018/11/20 | 2019/05/30 | 10.00 |
| 57321 | Credit Suisse AG – HSI R Bull CBBC Aug 2020 R | 200,000,000 | 2018/11/20 | 2020/08/28 | 50.00 |
| 57320 | Credit Suisse AG – HSI R Bull CBBC Sep 2020 K | 200,000,000 | 2018/11/20 | 2020/09/29 | 50.00 |
| 57329 | Credit Suisse AG – HSI R Bull CBBC Sep 2020 N | 200,000,000 | 2018/11/20 | 2020/09/29 | 50.00 |
| 57319 | Credit Suisse AG – HSI R Bull CBBC Oct 2020 N | 200,000,000 | 2018/11/20 | 2020/10/29 | 50.00 |
| 57328 | Credit Suisse AG – HSI R Bull CBBC Oct 2020 O | 200,000,000 | 2018/11/20 | 2020/10/29 | 50.00 |
| 57324 | Credit Suisse AG – HSI R Bear CBBC Apr 2019 A | 200,000,000 | 2018/11/20 | 2019/04/29 | 50.00 |
| 57325 | Credit Suisse AG – HSI R Bear CBBC May 2019 T | 300,000,000 | 2018/11/20 | 2019/05/30 | 75.00 |
| 57323 | Credit Suisse AG – Ping An R Bull CBBC Jun 2019 C | 80,000,000 | 2018/11/20 | 2019/06/27 | 20.00 |

主板 可收回牛熊證

| 股份 代號 | 牛熊證 | 上市時之 發行單位 | 上市日期 | 到期日 | 集資金額 (百萬港元) |
|----------|--|--------------|------------|------------|----------------|
| 57322 | Credit Suisse AG – Tencent R Bull CBBC Jun 2019 N | 50,000,000 | 2018/11/20 | 2019/06/27 | 12.50 |
| 57335 | Goldman Sachs SP (Asia) – CC Bank R Bull CBBC Jun 2019 P | 100,000,000 | 2018/11/20 | 2019/06/25 | 25.00 |
| 57334 | Goldman Sachs SP (Asia) – HKEX R Bull CBBC Mar 2019 C | 100,000,000 | 2018/11/20 | 2019/03/11 | 25.00 |
| 57188 | Goldman Sachs SP (Asia) – HSI R Bull CBBC Oct 2020 W | 200,000,000 | 2018/11/20 | 2020/10/29 | 50.00 |
| 57189 | Goldman Sachs SP (Asia) – HSI R Bull CBBC Oct 2020 X | 200,000,000 | 2018/11/20 | 2020/10/29 | 50.00 |
| 57192 | Goldman Sachs SP (Asia) – HSI R Bull CBBC Oct 2020 Y | 200,000,000 | 2018/11/20 | 2020/10/29 | 50.00 |
| 57330 | Goldman Sachs SP (Asia) – HSI R Bull CBBC Oct 2020 Z | 200,000,000 | 2018/11/20 | 2020/10/29 | 50.00 |
| 57248 | Goldman Sachs SP (Asia) – HSI R Bear CBBC Mar 2019 Y | 200,000,000 | 2018/11/20 | 2019/03/28 | 50.00 |
| 57331 | Goldman Sachs SP (Asia) – ICBC R Bull CBBC Jun 2019 I | 100,000,000 | 2018/11/20 | 2019/06/25 | 25.00 |
| 57251 | Goldman Sachs SP (Asia) – Ping An R Bull CBBC Jul 2019 R | 100,000,000 | 2018/11/20 | 2019/07/25 | 25.00 |
| 57193 | Goldman Sachs SP (Asia) – Tencent R Bull CBBC Mar 2019 P | 100,000,000 | 2018/11/20 | 2019/03/11 | 25.00 |
| 57196 | Goldman Sachs SP (Asia) – Tencent R Bull CBBC Mar 2019 S | 100,000,000 | 2018/11/20 | 2019/03/11 | 25.00 |
| 57250 | Goldman Sachs SP (Asia) – Tencent R Bear CBBC Mar 2019 Z | 80,000,000 | 2018/11/20 | 2019/03/11 | 20.00 |
| 57246 | HK Bank – CNOOC R Bear CBBC Apr 2019 A | 40,000,000 | 2018/11/20 | 2019/04/01 | 10.00 |
| 57245 | HK Bank – Galaxy Ent R Bull CBBC Jun 2019 E | 80,000,000 | 2018/11/20 | 2019/06/17 | 20.00 |
| 57235 | HK Bank – HKEX R Bull CBBC Apr 2019 I | 50,000,000 | 2018/11/20 | 2019/04/01 | 12.50 |
| 57240 | HK Bank – HKEX R Bear CBBC Mar 2019 N | 40,000,000 | 2018/11/20 | 2019/03/25 | 10.00 |
| 57228 | HK Bank – HSCEI R Bull CBBC Sep 2019 J | 60,000,000 | 2018/11/20 | 2019/09/27 | 15.00 |
| 57223 | HK Bank – HSCEI R Bear CBBC Apr 2019 B | 50,000,000 | 2018/11/20 | 2019/04/29 | 12.50 |
| 57200 | HK Bank – HSI R Bull CBBC Sep 2019 R | 150,000,000 | 2018/11/20 | 2019/09/27 | 37.50 |
| 57220 | HK Bank – HSI R Bear CBBC Apr 2019 N | 150,000,000 | 2018/11/20 | 2019/04/29 | 37.50 |
| 57221 | HK Bank – HSI R Bear CBBC May 2019 E | 150,000,000 | 2018/11/20 | 2019/05/30 | 37.50 |
| 57243 | HK Bank – Ping An R Bull CBBC Mar 2019 V | 100,000,000 | 2018/11/20 | 2019/03/28 | 25.00 |
| 57198 | HK Bank – Tencent R Bull CBBC Apr 2019 Y | 60,000,000 | 2018/11/20 | 2019/04/01 | 15.00 |
| 57234 | HK Bank – Tencent R Bull CBBC Aug 2019 B | 60,000,000 | 2018/11/20 | 2019/08/19 | 42.00 |
| 57230 | HK Bank – Tencent R Bear CBBC Apr 2019 Q | 50,000,000 | 2018/11/20 | 2019/04/18 | 12.50 |
| 57275 | J P Morgan SP BV – HSI R Bull CBBC Oct 2020 I | 200,000,000 | 2018/11/20 | 2020/10/29 | 50.00 |
| 57273 | J P Morgan SP BV – HSI R Bull CBBC Oct 2020 U | 200,000,000 | 2018/11/20 | 2020/10/29 | 50.00 |
| 57278 | J P Morgan SP BV – HSI R Bull CBBC Nov 2020 F | 200,000,000 | 2018/11/20 | 2020/11/27 | 50.00 |
| 57274 | J P Morgan SP BV – HSI R Bull CBBC Nov 2020 M | 200,000,000 | 2018/11/20 | 2020/11/27 | 50.00 |
| 57284 | J P Morgan SP BV – HSI R Bear CBBC Feb 2019 S | 200,000,000 | 2018/11/20 | 2019/02/27 | 50.00 |
| 57279 | J P Morgan SP BV – Tencent R Bull CBBC Apr 2019 K | 50,000,000 | 2018/11/20 | 2019/04/18 | 12.50 |
| 57280 | J P Morgan SP BV – Tencent R Bull CBBC Apr 2019 L | 50,000,000 | 2018/11/20 | 2019/04/12 | 12.50 |
| 57281 | J P Morgan SP BV – Tencent R Bear CBBC Apr 2019 U | 50,000,000 | 2018/11/20 | 2019/04/18 | 12.50 |
| 57297 | SG Issuer – AAC Tech R Bull CBBC May 2019 B | 40,000,000 | 2018/11/20 | 2019/05/08 | 10.00 |
| 57308 | SG Issuer – CC Bank R Bull CBBC Aug 2019 S | 100,000,000 | 2018/11/20 | 2019/08/05 | 25.00 |
| 57299 | SG Issuer – CNOOC R Bull CBBC Apr 2019 E | 40,000,000 | 2018/11/20 | 2019/04/08 | 10.00 |
| 57298 | SG Issuer – Sinopec Corp R Bull CBBC Jul 2019 F | 40,000,000 | 2018/11/20 | 2019/07/25 | 10.00 |
| 57300 | SG Issuer – Galaxy Ent R Bull CBBC Sep 2019 A | 100,000,000 | 2018/11/20 | 2019/09/10 | 25.00 |
| 57301 | SG Issuer – HKEX R Bull CBBC Jul 2019 Q | 50,000,000 | 2018/11/20 | 2019/07/17 | 12.50 |
| 57315 | SG Issuer – HSI R Bull CBBC Jul 2020 F | 200,000,000 | 2018/11/20 | 2020/07/30 | 50.00 |
| 57316 | SG Issuer – HSI R Bull CBBC Sep 2020 O | 200,000,000 | 2018/11/20 | 2020/09/29 | 50.00 |
| 57317 | SG Issuer – HSI R Bull CBBC Oct 2020 V | 200,000,000 | 2018/11/20 | 2020/10/29 | 50.00 |
| 57286 | SG Issuer – HSI R Bull CBBC Nov 2020 X | 200,000,000 | 2018/11/20 | 2020/11/27 | 50.00 |
| 57289 | SG Issuer – HSI R Bull CBBC Dec 2020 Z | 200,000,000 | 2018/11/20 | 2020/12/30 | 50.00 |

主板 可收回牛熊證

| 股份代號 | 牛熊證 | 上市時之發行單位 | 上市日期 | 到期日 | 集資金額 (百萬港元) |
|-------|--|-------------|------------|------------|----------------|
| 57295 | SG Issuer – HSI R Bear CBBC Mar 2019 Z | 400,000,000 | 2018/11/20 | 2019/03/28 | 100.00 |
| 57285 | SG Issuer – HSI R Bear CBBC May 2019 N | 200,000,000 | 2018/11/20 | 2019/05/30 | 50.00 |
| 57296 | SG Issuer – HSI R Bear CBBC May 2019 O | 200,000,000 | 2018/11/20 | 2019/05/30 | 50.00 |
| 57306 | SG Issuer – HSI R Bear CBBC May 2019 P | 200,000,000 | 2018/11/20 | 2019/05/30 | 50.00 |
| 57307 | SG Issuer – HSI R Bear CBBC Jul 2019 T | 200,000,000 | 2018/11/20 | 2019/07/30 | 50.00 |
| 57318 | SG Issuer – HSI R Bear CBBC Jul 2019 U | 200,000,000 | 2018/11/20 | 2019/07/30 | 50.00 |
| 57290 | SG Issuer – Ping An R Bull CBBC May 2019 C | 100,000,000 | 2018/11/20 | 2019/05/06 | 25.00 |
| 57304 | SG Issuer – Sands China R Bull CBBC Nov 2019 B | 80,000,000 | 2018/11/20 | 2019/11/15 | 20.00 |
| 57309 | SG Issuer – Tencent R Bull CBBC Feb 2019 R | 80,000,000 | 2018/11/20 | 2019/02/27 | 20.00 |
| 57312 | SG Issuer – Tencent R Bull CBBC Mar 2019 F | 80,000,000 | 2018/11/20 | 2019/03/25 | 20.00 |
| 57311 | SG Issuer – Tencent R Bull CBBC Mar 2019 M | 80,000,000 | 2018/11/20 | 2019/03/20 | 20.00 |
| 57291 | SG Issuer – Tencent R Bear CBBC Feb 2019 S | 80,000,000 | 2018/11/20 | 2019/02/28 | 20.00 |
| 57305 | SG Issuer – Tencent R Bear CBBC Mar 2019 L | 80,000,000 | 2018/11/20 | 2019/03/27 | 20.00 |
| 57270 | UBS AG – CNOOC R Bull CBBC Apr 2019 A | 40,000,000 | 2018/11/20 | 2019/04/09 | 10.00 |
| 57269 | UBS AG – CNOOC R Bear CBBC Apr 2019 B | 40,000,000 | 2018/11/20 | 2019/04/08 | 10.00 |
| 57257 | UBS AG – HSI R Bull CBBC Nov 2020 T | 200,000,000 | 2018/11/20 | 2020/11/27 | 50.00 |
| 57262 | UBS AG – HSI R Bull CBBC Nov 2020 U | 200,000,000 | 2018/11/20 | 2020/11/27 | 50.00 |
| 57266 | UBS AG – HSI R Bull CBBC Dec 2020 A | 200,000,000 | 2018/11/20 | 2020/12/30 | 50.00 |
| 57264 | UBS AG – HSI R Bull CBBC Dec 2020 Y | 200,000,000 | 2018/11/20 | 2020/12/30 | 50.00 |
| 57265 | UBS AG – HSI R Bull CBBC Dec 2020 Z | 200,000,000 | 2018/11/20 | 2020/12/30 | 50.00 |
| 57252 | UBS AG – HSI R Bear CBBC Feb 2019 B | 200,000,000 | 2018/11/20 | 2019/02/27 | 50.00 |
| 57254 | UBS AG – HSI R Bear CBBC Feb 2019 H | 200,000,000 | 2018/11/20 | 2019/02/27 | 50.00 |
| 57271 | UBS AG – HSI R Bear CBBC Mar 2019 J | 200,000,000 | 2018/11/20 | 2019/03/28 | 50.00 |
| 57272 | UBS AG – HSI R Bear CBBC Mar 2019 K | 200,000,000 | 2018/11/20 | 2019/03/28 | 50.00 |
| 57259 | UBS AG – Tencent R Bull CBBC Mar 2019 B | 40,000,000 | 2018/11/20 | 2019/03/13 | 10.00 |
| 57267 | UBS AG – Tencent R Bull CBBC Mar 2019 F | 40,000,000 | 2018/11/20 | 2019/03/01 | 10.00 |
| 57268 | UBS AG – Tencent R Bull CBBC Mar 2019 N | 40,000,000 | 2018/11/20 | 2019/03/08 | 10.00 |
| 57255 | UBS AG – Tencent R Bear CBBC Mar 2019 Z | 40,000,000 | 2018/11/20 | 2019/03/14 | 10.00 |
| 57184 | Bank Vontobel – Galaxy Ent R Bull CBBC Nov 2019 B | 40,000,000 | 2018/11/20 | 2019/11/15 | 10.00 |
| 57183 | Bank Vontobel – HKEX R Bear CBBC Jun 2019 D | 40,000,000 | 2018/11/20 | 2019/06/14 | 10.00 |
| 57178 | Bank Vontobel – HSI N Bull CBBC May 2019 K | 80,000,000 | 2018/11/20 | 2019/05/30 | 20.00 |
| 57179 | Bank Vontobel – HSI N Bear CBBC Mar 2019 K | 80,000,000 | 2018/11/20 | 2019/03/28 | 20.00 |
| 57182 | Bank Vontobel – Sunny Optical R Bull CBBC Sep 2019 C | 40,000,000 | 2018/11/20 | 2019/09/20 | 10.00 |
| 57247 | Bank Vontobel – Tencent R Bull CBBC Aug 2019 E | 40,000,000 | 2018/11/20 | 2019/08/16 | 10.00 |
| 57187 | Bank Vontobel – Tencent R Bear CBBC Aug 2019 F | 40,000,000 | 2018/11/20 | 2019/08/09 | 10.00 |
| 57394 | BNP Paribas Issuance B.V. – HSI R Bull CBBC Nov 2019 D | 250,000,000 | 2018/11/21 | 2019/11/28 | 62.50 |
| 57396 | BNP Paribas Issuance B.V. – HSI R Bull CBBC Nov 2019 F | 250,000,000 | 2018/11/21 | 2019/11/28 | 62.50 |
| 57397 | BNP Paribas Issuance B.V. – HSI R Bear CBBC Apr 2019 O | 250,000,000 | 2018/11/21 | 2019/04/29 | 62.50 |
| 57398 | BNP Paribas Issuance B.V. – HSI R Bear CBBC Apr 2019 P | 250,000,000 | 2018/11/21 | 2019/04/29 | 62.50 |
| 57442 | Credit Suisse AG – HSI R Bull CBBC Sep 2020 I | 200,000,000 | 2018/11/21 | 2020/09/29 | 50.00 |
| 57443 | Credit Suisse AG – HSI R Bull CBBC Sep 2020 M | 200,000,000 | 2018/11/21 | 2020/09/29 | 50.00 |
| 57439 | Credit Suisse AG – HSI R Bull CBBC Sep 2020 R | 200,000,000 | 2018/11/21 | 2020/09/29 | 50.00 |
| 57438 | Credit Suisse AG – HSI R Bull CBBC Oct 2020 X | 200,000,000 | 2018/11/21 | 2020/10/29 | 50.00 |
| 57440 | Credit Suisse AG – HSI R Bull CBBC Oct 2020 Y | 200,000,000 | 2018/11/21 | 2020/10/29 | 50.00 |
| 57441 | Credit Suisse AG – HSI R Bear CBBC Mar 2019 W | 200,000,000 | 2018/11/21 | 2019/03/28 | 50.00 |

主板 可收回牛熊證

| 股份代號 | 牛熊證 | 上市時之發行單位 | 上市日期 | 到期日 | 集資金額 (百萬港元) |
|-------|---|-------------|------------|------------|----------------|
| 57446 | Credit Suisse AG – HSI R Bear CBBC Mar 2019 X | 300,000,000 | 2018/11/21 | 2019/03/28 | 75.00 |
| 57447 | Credit Suisse AG – HSI R Bear CBBC May 2019 U | 300,000,000 | 2018/11/21 | 2019/05/30 | 75.00 |
| 57444 | Credit Suisse AG – Tencent R Bull CBBC Oct 2019 A | 50,000,000 | 2018/11/21 | 2019/10/24 | 12.50 |
| 57445 | Credit Suisse AG – Tencent R Bear CBBC Aug 2019 C | 50,000,000 | 2018/11/21 | 2019/08/05 | 12.50 |
| 57459 | Goldman Sachs SP (Asia) – China Life R Bull CBBC Mar 2019 H | 100,000,000 | 2018/11/21 | 2019/03/18 | 25.00 |
| 57456 | Goldman Sachs SP (Asia) – Galaxy Ent R Bull CBBC Jul 2019 P | 100,000,000 | 2018/11/21 | 2019/07/25 | 25.00 |
| 57457 | Goldman Sachs SP (Asia) – HKEX R Bull CBBC Mar 2019 D | 100,000,000 | 2018/11/21 | 2019/03/11 | 25.00 |
| 57452 | Goldman Sachs SP (Asia) – HSBC R Bull CBBC Sep 2019 W | 100,000,000 | 2018/11/21 | 2019/09/27 | 25.00 |
| 57337 | Goldman Sachs SP (Asia) – HSI R Bull CBBC Oct 2020 A | 200,000,000 | 2018/11/21 | 2020/10/29 | 50.00 |
| 57338 | Goldman Sachs SP (Asia) – HSI R Bull CBBC Oct 2020 B | 200,000,000 | 2018/11/21 | 2020/10/29 | 50.00 |
| 57451 | Goldman Sachs SP (Asia) – HSI R Bull CBBC Oct 2020 C | 200,000,000 | 2018/11/21 | 2020/10/29 | 50.00 |
| 57339 | Goldman Sachs SP (Asia) – HSI R Bear CBBC Mar 2019 Z | 200,000,000 | 2018/11/21 | 2019/03/28 | 50.00 |
| 57340 | Goldman Sachs SP (Asia) – Tencent R Bull CBBC Mar 2019 J | 100,000,000 | 2018/11/21 | 2019/03/11 | 25.00 |
| 57341 | Goldman Sachs SP (Asia) – Tencent R Bull CBBC Mar 2019 Q | 100,000,000 | 2018/11/21 | 2019/03/11 | 25.00 |
| 57365 | HK Bank – China Mobile R Bull CBBC Jul 2019 A | 50,000,000 | 2018/11/21 | 2019/07/08 | 12.50 |
| 57368 | HK Bank – CC Bank R Bull CBBC Apr 2019 E | 100,000,000 | 2018/11/21 | 2019/04/11 | 25.00 |
| 57369 | HK Bank – CC Bank R Bear CBBC Apr 2019 C | 50,000,000 | 2018/11/21 | 2019/04/11 | 12.50 |
| 57370 | HK Bank – CNOOC R Bull CBBC Apr 2019 C | 50,000,000 | 2018/11/21 | 2019/04/11 | 12.50 |
| 57359 | HK Bank – Sinopec Corp R Bull CBBC Apr 2019 C | 80,000,000 | 2018/11/21 | 2019/04/23 | 20.00 |
| 57358 | HK Bank – Sinopec Corp R Bear CBBC Apr 2019 B | 40,000,000 | 2018/11/21 | 2019/04/15 | 10.00 |
| 57362 | HK Bank – Galaxy Ent R Bull CBBC Jun 2019 F | 80,000,000 | 2018/11/21 | 2019/06/10 | 20.00 |
| 57353 | HK Bank – HKEX R Bull CBBC Mar 2019 S | 50,000,000 | 2018/11/21 | 2019/03/21 | 12.50 |
| 57371 | HK Bank – HSI R Bull CBBC Sep 2019 U | 150,000,000 | 2018/11/21 | 2019/09/27 | 37.50 |
| 57356 | HK Bank – HSI R Bull CBBC Sep 2019 W | 150,000,000 | 2018/11/21 | 2019/09/27 | 37.50 |
| 57351 | HK Bank – HSI R Bear CBBC Apr 2019 E | 150,000,000 | 2018/11/21 | 2019/04/29 | 37.50 |
| 57357 | HK Bank – ICBC R Bull CBBC Apr 2019 B | 100,000,000 | 2018/11/21 | 2019/04/29 | 25.00 |
| 57367 | HK Bank – ICBC R Bull CBBC May 2019 B | 100,000,000 | 2018/11/21 | 2019/05/27 | 25.00 |
| 57352 | HK Bank – PetroChina R Bull CBBC Apr 2019 B | 80,000,000 | 2018/11/21 | 2019/04/23 | 20.00 |
| 57361 | HK Bank – Sands China R Bull CBBC Jul 2019 F | 80,000,000 | 2018/11/21 | 2019/07/29 | 20.00 |
| 57349 | HK Bank – Tencent R Bull CBBC Mar 2019 Q | 60,000,000 | 2018/11/21 | 2019/03/21 | 15.00 |
| 57354 | HK Bank – Tencent R Bull CBBC Apr 2019 Z | 60,000,000 | 2018/11/21 | 2019/04/11 | 15.00 |
| 57355 | HK Bank – Tencent R Bear CBBC Apr 2019 R | 50,000,000 | 2018/11/21 | 2019/04/04 | 12.50 |
| 57372 | Haitong Int'l Sec – China Mobile R Bear CBBC Apr 2019 B | 110,000,000 | 2018/11/21 | 2019/04/23 | 27.50 |
| 57375 | Haitong Int'l Sec – HSI R Bull CBBC Nov 2019 R | 120,000,000 | 2018/11/21 | 2019/11/28 | 30.00 |
| 57377 | Haitong Int'l Sec – HSI R Bull CBBC Nov 2019 S | 120,000,000 | 2018/11/21 | 2019/11/28 | 30.00 |
| 57378 | Haitong Int'l Sec – HSI R Bull CBBC Jan 2020 R | 120,000,000 | 2018/11/21 | 2020/01/30 | 30.00 |
| 57379 | Haitong Int'l Sec – HSI R Bear CBBC Feb 2019 Y | 120,000,000 | 2018/11/21 | 2019/02/27 | 30.00 |
| 57373 | Haitong Int'l Sec – Ping An R Bear CBBC Mar 2019 A | 110,000,000 | 2018/11/21 | 2019/03/08 | 27.50 |
| 57448 | Haitong Int'l Sec – Tencent R Bull CBBC Jun 2019 A | 40,000,000 | 2018/11/21 | 2019/06/26 | 10.08 |
| 57450 | Haitong Int'l Sec – Tencent R Bull CBBC Jun 2019 B | 40,000,000 | 2018/11/21 | 2019/06/28 | 10.04 |
| 57449 | Haitong Int'l Sec – Tencent R Bull CBBC Jul 2019 A | 40,000,000 | 2018/11/21 | 2019/07/08 | 10.04 |
| 57390 | J P Morgan SP BV – HKEX R Bull CBBC Mar 2019 I | 40,000,000 | 2018/11/21 | 2019/03/08 | 10.00 |
| 57392 | J P Morgan SP BV – HKEX R Bull CBBC Apr 2019 F | 40,000,000 | 2018/11/21 | 2019/04/12 | 10.00 |
| 57389 | J P Morgan SP BV – HSBC R Bull CBBC May 2019 B | 100,000,000 | 2018/11/21 | 2019/05/10 | 25.00 |
| 57393 | J P Morgan SP BV – HSCEI R Bear CBBC Apr 2019 N | 100,000,000 | 2018/11/21 | 2019/04/29 | 25.00 |

主板 可收回牛熊證

| 股份代號 | 牛熊證 | 上市時之發行單位 | 上市日期 | 到期日 | 集資金額 (百萬港元) |
|-------|--|-------------|------------|------------|----------------|
| 57382 | J P Morgan SP BV – HSI R Bull CBBC Sep 2020 U | 200,000,000 | 2018/11/21 | 2020/09/29 | 50.00 |
| 57384 | J P Morgan SP BV – HSI R Bull CBBC Oct 2020 L | 200,000,000 | 2018/11/21 | 2020/10/29 | 50.00 |
| 57386 | J P Morgan SP BV – HSI R Bull CBBC Oct 2020 W | 200,000,000 | 2018/11/21 | 2020/10/29 | 50.00 |
| 57385 | J P Morgan SP BV – HSI R Bull CBBC Nov 2020 G | 200,000,000 | 2018/11/21 | 2020/11/27 | 50.00 |
| 57387 | J P Morgan SP BV – HSI R Bull CBBC Nov 2020 I | 200,000,000 | 2018/11/21 | 2020/11/27 | 50.00 |
| 57383 | J P Morgan SP BV – HSI R Bear CBBC Feb 2019 T | 200,000,000 | 2018/11/21 | 2019/02/27 | 50.00 |
| 57388 | J P Morgan SP BV – Ping An R Bull CBBC Apr 2019 C | 100,000,000 | 2018/11/21 | 2019/04/18 | 25.00 |
| 57344 | Macquarie Bank Ltd. – Tencent R Bull CBBC Feb 2019 N | 26,100,000 | 2018/11/21 | 2019/02/27 | 10.49 |
| 57342 | Macquarie Bank Ltd. – Tencent R Bull CBBC Mar 2019 T | 30,600,000 | 2018/11/21 | 2019/03/25 | 10.65 |
| 57343 | Macquarie Bank Ltd. – Tencent R Bull CBBC Mar 2019 U | 26,700,000 | 2018/11/21 | 2019/03/20 | 10.55 |
| 57346 | Macquarie Bank Ltd. – Tencent R Bear CBBC Mar 2019 G | 34,100,000 | 2018/11/21 | 2019/03/08 | 10.67 |
| 57348 | Macquarie Bank Ltd. – Tencent R Bear CBBC Mar 2019 H | 19,700,000 | 2018/11/21 | 2019/03/22 | 10.46 |
| 57347 | Macquarie Bank Ltd. – Tencent R Bear CBBC Apr 2019 H | 21,500,000 | 2018/11/21 | 2019/04/12 | 10.58 |
| 57404 | SG Issuer – Bank of China R Bull CBBC Nov 2019 B | 100,000,000 | 2018/11/21 | 2019/11/28 | 25.00 |
| 57407 | SG Issuer – CNOOC R Bull CBBC May 2019 A | 40,000,000 | 2018/11/21 | 2019/05/10 | 10.00 |
| 57406 | SG Issuer – CNOOC R Bear CBBC Apr 2019 F | 40,000,000 | 2018/11/21 | 2019/04/16 | 10.00 |
| 57399 | SG Issuer – Geely Auto R Bull CBBC Apr 2019 A | 40,000,000 | 2018/11/21 | 2019/04/18 | 10.00 |
| 57414 | SG Issuer – HSCEI R Bull CBBC Oct 2019 A | 100,000,000 | 2018/11/21 | 2019/10/30 | 25.00 |
| 57412 | SG Issuer – HSI R Bull CBBC Aug 2020 T | 200,000,000 | 2018/11/21 | 2020/08/28 | 50.00 |
| 57413 | SG Issuer – HSI R Bull CBBC Sep 2020 X | 200,000,000 | 2018/11/21 | 2020/09/29 | 50.00 |
| 57403 | SG Issuer – HSI R Bull CBBC Nov 2020 P | 200,000,000 | 2018/11/21 | 2020/11/27 | 50.00 |
| 57416 | SG Issuer – HSI R Bull CBBC Dec 2020 K | 200,000,000 | 2018/11/21 | 2020/12/30 | 50.00 |
| 57415 | SG Issuer – HSI R Bear CBBC Apr 2019 L | 200,000,000 | 2018/11/21 | 2019/04/29 | 50.00 |
| 57402 | SG Issuer – HSI R Bear CBBC May 2019 Q | 200,000,000 | 2018/11/21 | 2019/05/30 | 50.00 |
| 57408 | SG Issuer – Tencent R Bull CBBC Feb 2019 C | 80,000,000 | 2018/11/21 | 2019/02/25 | 20.00 |
| 57411 | SG Issuer – Tencent R Bull CBBC Mar 2019 G | 80,000,000 | 2018/11/21 | 2019/03/25 | 20.00 |
| 57410 | SG Issuer – Tencent R Bull CBBC Mar 2019 H | 80,000,000 | 2018/11/21 | 2019/03/11 | 20.00 |
| 57401 | SG Issuer – Tencent R Bear CBBC Mar 2019 T | 80,000,000 | 2018/11/21 | 2019/03/29 | 20.00 |
| 57430 | UBS AG – AIA R Bull CBBC Apr 2019 C | 60,000,000 | 2018/11/21 | 2019/04/08 | 15.00 |
| 57433 | UBS AG – Galaxy Ent R Bear CBBC Jul 2019 A | 40,000,000 | 2018/11/21 | 2019/07/08 | 10.00 |
| 57419 | UBS AG – HSI R Bull CBBC Dec 2019 F | 200,000,000 | 2018/11/21 | 2019/12/30 | 50.00 |
| 57424 | UBS AG – HSI R Bull CBBC Dec 2019 K | 200,000,000 | 2018/11/21 | 2019/12/30 | 50.00 |
| 57420 | UBS AG – HSI R Bull CBBC Sep 2020 X | 200,000,000 | 2018/11/21 | 2020/09/29 | 50.00 |
| 57421 | UBS AG – HSI R Bull CBBC Oct 2020 L | 200,000,000 | 2018/11/21 | 2020/10/29 | 50.00 |
| 57423 | UBS AG – HSI R Bull CBBC Oct 2020 M | 200,000,000 | 2018/11/21 | 2020/10/29 | 50.00 |
| 57417 | UBS AG – HSI R Bull CBBC Nov 2020 H | 200,000,000 | 2018/11/21 | 2020/11/27 | 50.00 |
| 57425 | UBS AG – HSI R Bear CBBC Apr 2019 W | 200,000,000 | 2018/11/21 | 2019/04/29 | 50.00 |
| 57426 | UBS AG – HSI R Bear CBBC Apr 2019 X | 200,000,000 | 2018/11/21 | 2019/04/29 | 50.00 |
| 57427 | UBS AG – HSI R Bear CBBC Apr 2019 Y | 200,000,000 | 2018/11/21 | 2019/04/29 | 50.00 |
| 57435 | UBS AG – HSI R Bear CBBC Apr 2019 Z | 200,000,000 | 2018/11/21 | 2019/04/29 | 50.00 |
| 57434 | UBS AG – PetroChina R Bear CBBC Apr 2019 B | 60,000,000 | 2018/11/21 | 2019/04/08 | 15.00 |
| 57428 | UBS AG – Tencent R Bull CBBC Mar 2019 O | 40,000,000 | 2018/11/21 | 2019/03/06 | 10.00 |
| 57436 | UBS AG – Tencent R Bear CBBC Mar 2019 H | 40,000,000 | 2018/11/21 | 2019/03/08 | 10.00 |
| 57437 | UBS AG – Tencent R Bear CBBC Mar 2019 I | 40,000,000 | 2018/11/21 | 2019/03/15 | 10.00 |
| 57492 | BNP Paribas Issuance B.V. – HSI R Bear CBBC Apr 2019 Q | 250,000,000 | 2018/11/22 | 2019/04/29 | 62.50 |

主板 可收回牛熊證

| 股份代號 | 牛熊證 | 上市時之發行單位 | 上市日期 | 到期日 | 集資金額 (百萬港元) |
|-------|---|-------------|------------|------------|----------------|
| 57493 | BNP Paribas Issuance B.V. – HSI R Bear CBBC Apr 2019 R | 250,000,000 | 2018/11/22 | 2019/04/29 | 62.50 |
| 57591 | Credit Suisse AG – Galaxy Ent R Bull CBBC Oct 2019 A | 50,000,000 | 2018/11/22 | 2019/10/22 | 12.50 |
| 57590 | Credit Suisse AG – HKEX R Bull CBBC Oct 2019 A | 50,000,000 | 2018/11/22 | 2019/10/25 | 12.50 |
| 57594 | Credit Suisse AG – HSBC R Bull CBBC Sep 2019 B | 70,000,000 | 2018/11/22 | 2019/09/27 | 17.50 |
| 57586 | Credit Suisse AG – HSI R Bull CBBC May 2020 C | 300,000,000 | 2018/11/22 | 2020/05/28 | 75.00 |
| 57597 | Credit Suisse AG – HSI R Bull CBBC Jul 2020 I | 200,000,000 | 2018/11/22 | 2020/07/30 | 50.00 |
| 57596 | Credit Suisse AG – HSI R Bull CBBC Aug 2020 A | 200,000,000 | 2018/11/22 | 2020/08/28 | 50.00 |
| 57587 | Credit Suisse AG – HSI R Bull CBBC Oct 2020 A | 200,000,000 | 2018/11/22 | 2020/10/29 | 50.00 |
| 57598 | Credit Suisse AG – HSI R Bull CBBC Oct 2020 C | 200,000,000 | 2018/11/22 | 2020/10/29 | 50.00 |
| 57585 | Credit Suisse AG – HSI R Bear CBBC Apr 2019 M | 200,000,000 | 2018/11/22 | 2019/04/29 | 50.00 |
| 57593 | Credit Suisse AG – HSI R Bear CBBC Apr 2019 N | 200,000,000 | 2018/11/22 | 2019/04/29 | 50.00 |
| 57592 | Credit Suisse AG – HSI R Bear CBBC May 2019 V | 200,000,000 | 2018/11/22 | 2019/05/30 | 50.00 |
| 57595 | Credit Suisse AG – Tencent R Bull CBBC Aug 2019 B | 50,000,000 | 2018/11/22 | 2019/08/09 | 12.50 |
| 57588 | Credit Suisse AG – Tencent R Bull CBBC Sep 2019 A | 50,000,000 | 2018/11/22 | 2019/09/13 | 12.50 |
| 57603 | Goldman Sachs SP (Asia) – Galaxy Ent R Bull CBBC Jul 2019 Q | 100,000,000 | 2018/11/22 | 2019/07/26 | 25.00 |
| 57607 | Goldman Sachs SP (Asia) – HKEX R Bull CBBC Mar 2019 E | 100,000,000 | 2018/11/22 | 2019/03/11 | 25.00 |
| 57608 | Goldman Sachs SP (Asia) – HSBC R Bull CBBC Sep 2019 X | 100,000,000 | 2018/11/22 | 2019/09/27 | 25.00 |
| 57599 | Goldman Sachs SP (Asia) – HSI R Bull CBBC Oct 2020 D | 200,000,000 | 2018/11/22 | 2020/10/29 | 50.00 |
| 57604 | Goldman Sachs SP (Asia) – HSI R Bull CBBC Oct 2020 E | 200,000,000 | 2018/11/22 | 2020/10/29 | 50.00 |
| 57605 | Goldman Sachs SP (Asia) – HSI R Bull CBBC Oct 2020 F | 200,000,000 | 2018/11/22 | 2020/10/29 | 50.00 |
| 57606 | Goldman Sachs SP (Asia) – HSI R Bear CBBC Feb 2019 N | 200,000,000 | 2018/11/22 | 2019/02/27 | 50.00 |
| 57490 | Goldman Sachs SP (Asia) – HSI R Bear CBBC Mar 2019 A | 200,000,000 | 2018/11/22 | 2019/03/28 | 50.00 |
| 57491 | Goldman Sachs SP (Asia) – HSI R Bear CBBC Mar 2019 B | 200,000,000 | 2018/11/22 | 2019/03/28 | 50.00 |
| 57601 | Goldman Sachs SP (Asia) – Tencent R Bull CBBC Mar 2019 D | 100,000,000 | 2018/11/22 | 2019/03/11 | 25.00 |
| 57602 | Goldman Sachs SP (Asia) – Tencent R Bull CBBC Mar 2019 E | 100,000,000 | 2018/11/22 | 2019/03/11 | 25.00 |
| 57600 | Goldman Sachs SP (Asia) – Tencent R Bull CBBC Mar 2019 U | 100,000,000 | 2018/11/22 | 2019/03/11 | 25.00 |
| 57488 | HK Bank – China Mobile R Bull CBBC Apr 2019 C | 50,000,000 | 2018/11/22 | 2019/04/23 | 12.50 |
| 57475 | HK Bank – HSI R Bull CBBC Sep 2019 A | 150,000,000 | 2018/11/22 | 2019/09/27 | 37.50 |
| 57487 | HK Bank – HSI R Bull CBBC Sep 2019 Z | 150,000,000 | 2018/11/22 | 2019/09/27 | 37.50 |
| 57461 | HK Bank – HSI R Bear CBBC Apr 2019 G | 150,000,000 | 2018/11/22 | 2019/04/29 | 37.50 |
| 57477 | HK Bank – HSI R Bear CBBC May 2019 F | 150,000,000 | 2018/11/22 | 2019/05/30 | 37.50 |
| 57479 | HK Bank – HSI R Bear CBBC May 2019 G | 150,000,000 | 2018/11/22 | 2019/05/30 | 37.50 |
| 57507 | HK Bank – Tencent R Bull CBBC Mar 2019 R | 60,000,000 | 2018/11/22 | 2019/03/25 | 15.00 |
| 57506 | HK Bank – Tencent R Bull CBBC Apr 2019 A | 60,000,000 | 2018/11/22 | 2019/04/15 | 15.00 |
| 57485 | HK Bank – Tencent R Bull CBBC Jun 2019 P | 60,000,000 | 2018/11/22 | 2019/06/27 | 15.00 |
| 57460 | HK Bank – Tencent R Bear CBBC Mar 2019 L | 50,000,000 | 2018/11/22 | 2019/03/21 | 12.50 |
| 57470 | HK Bank – Tracker Fund R Bull CBBC May 2019 A | 50,000,000 | 2018/11/22 | 2019/05/27 | 12.50 |
| 57489 | HK Bank – Tracker Fund R Bull CBBC Jun 2019 B | 50,000,000 | 2018/11/22 | 2019/06/10 | 19.00 |
| 57495 | Haitong Int'l Sec – HSI R Bull CBBC Oct 2019 A | 120,000,000 | 2018/11/22 | 2019/10/30 | 30.00 |
| 57497 | Haitong Int'l Sec – HSI R Bull CBBC Dec 2019 V | 120,000,000 | 2018/11/22 | 2019/12/30 | 30.00 |
| 57494 | Haitong Int'l Sec – HSI R Bull CBBC Jan 2020 S | 120,000,000 | 2018/11/22 | 2020/01/30 | 30.00 |
| 57496 | Haitong Int'l Sec – HSI R Bull CBBC Jan 2020 T | 120,000,000 | 2018/11/22 | 2020/01/30 | 30.00 |
| 57499 | Haitong Int'l Sec – HSI R Bear CBBC Mar 2019 K | 120,000,000 | 2018/11/22 | 2019/03/28 | 30.00 |
| 57503 | Haitong Int'l Sec – Tencent R Bull CBBC May 2019 A | 40,000,000 | 2018/11/22 | 2019/05/31 | 10.00 |
| 57500 | Haitong Int'l Sec – Tencent R Bull CBBC Jun 2019 C | 40,000,000 | 2018/11/22 | 2019/06/06 | 10.00 |

主板 可收回牛熊證

| 股份 代號 | 牛熊證 | 上市時之 發行單位 | 上市日期 | 到期日 | 集資金額 (百萬港元) |
|----------|---|--------------|------------|------------|----------------|
| 57501 | Haitong Int'l Sec - Tencent R Bull CBBC Jun 2019 D | 40,000,000 | 2018/11/22 | 2019/06/25 | 10.04 |
| 57542 | J P Morgan SP BV - Galaxy Ent R Bull CBBC Jun 2019 A | 100,000,000 | 2018/11/22 | 2019/06/14 | 25.00 |
| 57543 | J P Morgan SP BV - HKEX R Bull CBBC May 2019 C | 40,000,000 | 2018/11/22 | 2019/05/17 | 10.00 |
| 57544 | J P Morgan SP BV - HKEX R Bull CBBC May 2019 D | 40,000,000 | 2018/11/22 | 2019/05/17 | 10.00 |
| 57552 | J P Morgan SP BV - HSI R Bull CBBC Sep 2020 I | 200,000,000 | 2018/11/22 | 2020/09/29 | 50.00 |
| 57554 | J P Morgan SP BV - HSI R Bull CBBC Sep 2020 K | 200,000,000 | 2018/11/22 | 2020/09/29 | 50.00 |
| 57548 | J P Morgan SP BV - HSI R Bull CBBC Nov 2020 J | 200,000,000 | 2018/11/22 | 2020/11/27 | 50.00 |
| 57551 | J P Morgan SP BV - HSI R Bull CBBC Nov 2020 R | 200,000,000 | 2018/11/22 | 2020/11/27 | 50.00 |
| 57549 | J P Morgan SP BV - HSI R Bull CBBC Nov 2020 Z | 200,000,000 | 2018/11/22 | 2020/11/27 | 50.00 |
| 57536 | J P Morgan SP BV - HSI R Bear CBBC Feb 2019 U | 200,000,000 | 2018/11/22 | 2019/02/27 | 50.00 |
| 57537 | J P Morgan SP BV - HSI R Bear CBBC Feb 2019 V | 200,000,000 | 2018/11/22 | 2019/02/27 | 50.00 |
| 57538 | J P Morgan SP BV - Tencent R Bull CBBC Mar 2019 D | 50,000,000 | 2018/11/22 | 2019/03/08 | 12.50 |
| 57539 | J P Morgan SP BV - Tencent R Bull CBBC Mar 2019 M | 50,000,000 | 2018/11/22 | 2019/03/15 | 12.50 |
| 57540 | J P Morgan SP BV - Tencent R Bull CBBC Apr 2019 M | 50,000,000 | 2018/11/22 | 2019/04/18 | 12.50 |
| 57541 | J P Morgan SP BV - Tencent R Bull CBBC Apr 2019 N | 50,000,000 | 2018/11/22 | 2019/04/12 | 13.75 |
| 57467 | Macquarie Bank Ltd. - Galaxy Ent R Bull CBBC Nov 2019 A | 40,000,000 | 2018/11/22 | 2019/11/28 | 10.44 |
| 57468 | Macquarie Bank Ltd. - Galaxy Ent R Bear CBBC Nov 2019 A | 38,000,000 | 2018/11/22 | 2019/11/28 | 10.68 |
| 57469 | Macquarie Bank Ltd. - Ping An R Bull CBBC Jul 2019 A | 40,000,000 | 2018/11/22 | 2019/07/30 | 10.52 |
| 57465 | Macquarie Bank Ltd. - Tencent R Bull CBBC Feb 2019 O | 20,600,000 | 2018/11/22 | 2019/02/25 | 10.38 |
| 57463 | Macquarie Bank Ltd. - Tencent R Bull CBBC Mar 2019 V | 31,300,000 | 2018/11/22 | 2019/03/25 | 10.77 |
| 57464 | Macquarie Bank Ltd. - Tencent R Bull CBBC Mar 2019 W | 23,500,000 | 2018/11/22 | 2019/03/25 | 10.55 |
| 57466 | Macquarie Bank Ltd. - Tencent R Bear CBBC Mar 2019 I | 29,600,000 | 2018/11/22 | 2019/03/27 | 10.60 |
| 57574 | SG Issuer - AIA R Bull CBBC Jul 2019 M | 60,000,000 | 2018/11/22 | 2019/07/12 | 15.00 |
| 57575 | SG Issuer - Galaxy Ent R Bull CBBC Jul 2019 N | 100,000,000 | 2018/11/22 | 2019/07/22 | 25.00 |
| 57555 | SG Issuer - HKEX R Bull CBBC Jun 2019 W | 50,000,000 | 2018/11/22 | 2019/06/28 | 12.50 |
| 57576 | SG Issuer - HKEX R Bull CBBC Jul 2019 R | 50,000,000 | 2018/11/22 | 2019/07/12 | 12.50 |
| 57577 | SG Issuer - HSBC R Bull CBBC Jun 2019 O | 100,000,000 | 2018/11/22 | 2019/06/17 | 25.00 |
| 57569 | SG Issuer - HSI R Bull CBBC Aug 2020 U | 200,000,000 | 2018/11/22 | 2020/08/28 | 50.00 |
| 57571 | SG Issuer - HSI R Bull CBBC Sep 2020 G | 200,000,000 | 2018/11/22 | 2020/09/29 | 50.00 |
| 57563 | SG Issuer - HSI R Bull CBBC Sep 2020 K | 400,000,000 | 2018/11/22 | 2020/09/29 | 100.00 |
| 57572 | SG Issuer - HSI R Bull CBBC Nov 2020 Z | 200,000,000 | 2018/11/22 | 2020/11/27 | 50.00 |
| 57573 | SG Issuer - HSI R Bull CBBC Dec 2020 S | 200,000,000 | 2018/11/22 | 2020/12/30 | 50.00 |
| 57567 | SG Issuer - HSI R Bear CBBC Mar 2019 M | 200,000,000 | 2018/11/22 | 2019/03/28 | 50.00 |
| 57568 | SG Issuer - HSI R Bear CBBC Mar 2019 V | 200,000,000 | 2018/11/22 | 2019/03/28 | 50.00 |
| 57560 | SG Issuer - HSI R Bear CBBC Apr 2019 M | 200,000,000 | 2018/11/22 | 2019/04/29 | 50.00 |
| 57562 | SG Issuer - HSI R Bear CBBC Jul 2019 V | 200,000,000 | 2018/11/22 | 2019/07/30 | 50.00 |
| 57578 | SG Issuer - PetroChina R Bull CBBC Jul 2019 C | 40,000,000 | 2018/11/22 | 2019/07/22 | 10.00 |
| 57579 | SG Issuer - Ping An R Bull CBBC Apr 2019 P | 100,000,000 | 2018/11/22 | 2019/04/29 | 25.00 |
| 57564 | SG Issuer - Sands China R Bull CBBC Nov 2019 C | 80,000,000 | 2018/11/22 | 2019/11/28 | 20.00 |
| 57581 | SG Issuer - SUNAC R Bull CBBC May 2020 B | 80,000,000 | 2018/11/22 | 2020/05/28 | 20.00 |
| 57582 | SG Issuer - Tencent R Bull CBBC Feb 2019 H | 80,000,000 | 2018/11/22 | 2019/02/25 | 20.00 |
| 57583 | SG Issuer - Tencent R Bull CBBC Feb 2019 T | 80,000,000 | 2018/11/22 | 2019/02/28 | 20.00 |
| 57584 | SG Issuer - Tencent R Bull CBBC Mar 2019 I | 80,000,000 | 2018/11/22 | 2019/03/11 | 20.00 |
| 57556 | SG Issuer - Tencent R Bear CBBC Feb 2019 T | 80,000,000 | 2018/11/22 | 2019/02/28 | 20.00 |
| 57559 | SG Issuer - Tencent R Bear CBBC Mar 2019 W | 80,000,000 | 2018/11/22 | 2019/03/27 | 20.00 |

主板 可收回牛熊證

| 股份 代號 | 牛熊證 | 上市時之 發行單位 | 上市日期 | 到期日 | 集資金額 (百萬港元) |
|----------|--|--------------|------------|------------|----------------|
| 57566 | SG Issuer – Tencent R Bear CBBC Mar 2019 X | 80,000,000 | 2018/11/22 | 2019/03/26 | 20.00 |
| 57513 | UBS AG – AAC Tech R Bull CBBC Apr 2019 D | 40,000,000 | 2018/11/22 | 2019/04/15 | 10.00 |
| 57509 | UBS AG – AAC Tech R Bear CBBC Mar 2019 A | 40,000,000 | 2018/11/22 | 2019/03/04 | 10.00 |
| 57512 | UBS AG – AAC Tech R Bear CBBC Apr 2019 A | 40,000,000 | 2018/11/22 | 2019/04/08 | 10.00 |
| 57514 | UBS AG – Sinopec Corp R Bull CBBC Apr 2019 A | 50,000,000 | 2018/11/22 | 2019/04/08 | 12.50 |
| 57535 | UBS AG – Galaxy Ent R Bull CBBC Aug 2019 B | 40,000,000 | 2018/11/22 | 2019/08/30 | 10.00 |
| 57518 | UBS AG – HSCEI ETF R Bull CBBC Jun 2019 A | 40,000,000 | 2018/11/22 | 2019/06/28 | 10.00 |
| 57520 | UBS AG – HSCEI ETF R Bear CBBC Jun 2019 A | 40,000,000 | 2018/11/22 | 2019/06/28 | 10.00 |
| 57529 | UBS AG – HSI R Bull CBBC Nov 2019 Q | 200,000,000 | 2018/11/22 | 2019/11/28 | 50.00 |
| 57528 | UBS AG – HSI R Bull CBBC Dec 2019 N | 200,000,000 | 2018/11/22 | 2019/12/30 | 50.00 |
| 57527 | UBS AG – HSI R Bull CBBC Oct 2020 N | 200,000,000 | 2018/11/22 | 2020/10/29 | 50.00 |
| 57526 | UBS AG – HSI R Bull CBBC Oct 2020 V | 200,000,000 | 2018/11/22 | 2020/10/29 | 50.00 |
| 57524 | UBS AG – HSI R Bear CBBC Feb 2019 D | 200,000,000 | 2018/11/22 | 2019/02/27 | 50.00 |
| 57523 | UBS AG – HSI R Bear CBBC Feb 2019 X | 200,000,000 | 2018/11/22 | 2019/02/27 | 50.00 |
| 57508 | UBS AG – HSI R Bear CBBC Apr 2019 B | 200,000,000 | 2018/11/22 | 2019/04/29 | 50.00 |
| 57525 | UBS AG – HSI R Bear CBBC May 2019 H | 300,000,000 | 2018/11/22 | 2019/05/30 | 75.00 |
| 57534 | UBS AG – Tencent R Bull CBBC Mar 2019 J | 40,000,000 | 2018/11/22 | 2019/03/18 | 10.00 |
| 57533 | UBS AG – Tencent R Bull CBBC Mar 2019 P | 40,000,000 | 2018/11/22 | 2019/03/19 | 10.00 |
| 57532 | UBS AG – Tencent R Bear CBBC Mar 2019 J | 40,000,000 | 2018/11/22 | 2019/03/19 | 10.00 |
| 57660 | BNP Paribas Issuance B.V. – Galaxy Ent R Bull CBBC Nov 2019X | 150,000,000 | 2018/11/23 | 2019/11/28 | 37.50 |
| 57659 | BNP Paribas Issuance B.V. – HKEX R Bull CBBC May 2019 A | 50,000,000 | 2018/11/23 | 2019/05/30 | 12.50 |
| 57609 | BNP Paribas Issuance B.V. – HSI R Bull CBBC Nov 2019 G | 250,000,000 | 2018/11/23 | 2019/11/28 | 62.50 |
| 57610 | BNP Paribas Issuance B.V. – HSI R Bull CBBC Nov 2019 H | 250,000,000 | 2018/11/23 | 2019/11/28 | 62.50 |
| 57611 | BNP Paribas Issuance B.V. – HSI R Bull CBBC Nov 2019 V | 250,000,000 | 2018/11/23 | 2019/11/28 | 62.50 |
| 57683 | BNP Paribas Issuance B.V. – HSI R Bull CBBC Nov 2019 W | 250,000,000 | 2018/11/23 | 2019/11/28 | 62.50 |
| 57684 | BNP Paribas Issuance B.V. – HSI R Bull CBBC Nov 2019 X | 250,000,000 | 2018/11/23 | 2019/11/28 | 62.50 |
| 57685 | BNP Paribas Issuance B.V. – HSI R Bull CBBC Nov 2019 Y | 250,000,000 | 2018/11/23 | 2019/11/28 | 62.50 |
| 57686 | BNP Paribas Issuance B.V. – HSI R Bull CBBC Nov 2019 Z | 250,000,000 | 2018/11/23 | 2019/11/28 | 62.50 |
| 57658 | BNP Paribas Issuance B.V. – Ping An R Bull CBBC Jun 2019 X | 200,000,000 | 2018/11/23 | 2019/06/27 | 50.00 |
| 57655 | BNP Paribas Issuance B.V. – Tencent R Bull CBBC Jun 2019 U | 50,000,000 | 2018/11/23 | 2019/06/27 | 12.50 |
| 57656 | BNP Paribas Issuance B.V. – Tencent R Bull CBBC Jul 2019 E | 50,000,000 | 2018/11/23 | 2019/07/30 | 12.50 |
| 57657 | BNP Paribas Issuance B.V. – Tencent R Bull CBBC Jul 2019 K | 50,000,000 | 2018/11/23 | 2019/07/30 | 12.50 |
| 57755 | Credit Suisse AG – Galaxy Ent R Bull CBBC Nov 2019 A | 50,000,000 | 2018/11/23 | 2019/11/12 | 12.50 |
| 57726 | Credit Suisse AG – HSI R Bull CBBC May 2020 D | 300,000,000 | 2018/11/23 | 2020/05/28 | 75.00 |
| 57724 | Credit Suisse AG – HSI R Bull CBBC Sep 2020 D | 200,000,000 | 2018/11/23 | 2020/09/29 | 50.00 |
| 57723 | Credit Suisse AG – HSI R Bull CBBC Oct 2020 D | 200,000,000 | 2018/11/23 | 2020/10/29 | 50.00 |
| 57727 | Credit Suisse AG – HSI R Bull CBBC Dec 2020 S | 200,000,000 | 2018/11/23 | 2020/12/30 | 50.00 |
| 57728 | Credit Suisse AG – HSI R Bull CBBC Dec 2020 T | 200,000,000 | 2018/11/23 | 2020/12/30 | 50.00 |
| 57747 | Credit Suisse AG – HSI R Bull CBBC Dec 2020 U | 200,000,000 | 2018/11/23 | 2020/12/30 | 50.00 |
| 57731 | Credit Suisse AG – HSI R Bear CBBC Apr 2019 O | 200,000,000 | 2018/11/23 | 2019/04/29 | 50.00 |
| 57749 | Credit Suisse AG – HSI R Bear CBBC Apr 2019 P | 200,000,000 | 2018/11/23 | 2019/04/29 | 50.00 |
| 57748 | Credit Suisse AG – HSI R Bear CBBC May 2019 W | 200,000,000 | 2018/11/23 | 2019/05/30 | 50.00 |
| 57758 | Credit Suisse AG – Tencent R Bull CBBC Oct 2019 B | 50,000,000 | 2018/11/23 | 2019/10/25 | 12.50 |
| 57757 | Credit Suisse AG – Tencent R Bull CBBC Nov 2019 A | 50,000,000 | 2018/11/23 | 2019/11/06 | 12.50 |
| 57722 | Goldman Sachs SP (Asia) – AAC Tech R Bull CBBC May 2019 D | 40,000,000 | 2018/11/23 | 2019/05/20 | 10.00 |

主板 可收回牛熊證

| 股份 代號 | 牛熊證 | 上市時之 發行單位 | 上市日期 | 到期日 | 集資金額 (百萬港元) |
|----------|--|--------------|------------|------------|----------------|
| 57721 | Goldman Sachs SP (Asia) – AIA R Bull CBBC Nov 2019 C | 100,000,000 | 2018/11/23 | 2019/11/15 | 25.00 |
| 57679 | Goldman Sachs SP (Asia) – HSI R Bull CBBC Nov 2020 F | 200,000,000 | 2018/11/23 | 2020/11/27 | 50.00 |
| 57680 | Goldman Sachs SP (Asia) – HSI R Bull CBBC Nov 2020 M | 200,000,000 | 2018/11/23 | 2020/11/27 | 50.00 |
| 57678 | Goldman Sachs SP (Asia) – HSI R Bull CBBC Nov 2020 Y | 200,000,000 | 2018/11/23 | 2020/11/27 | 50.00 |
| 57720 | Goldman Sachs SP (Asia) – HSI R Bear CBBC Mar 2019 C | 200,000,000 | 2018/11/23 | 2019/03/28 | 50.00 |
| 57681 | Goldman Sachs SP (Asia) – Tencent R Bull CBBC Mar 2019 G | 100,000,000 | 2018/11/23 | 2019/03/11 | 25.00 |
| 57682 | Goldman Sachs SP (Asia) – Tencent R Bull CBBC Mar 2019 L | 100,000,000 | 2018/11/23 | 2019/03/11 | 25.00 |
| 57677 | HK Bank – Galaxy Ent R Bull CBBC May 2019 J | 80,000,000 | 2018/11/23 | 2019/05/27 | 20.00 |
| 57673 | HK Bank – HSCEI R Bull CBBC Sep 2019 K | 60,000,000 | 2018/11/23 | 2019/09/27 | 15.00 |
| 57612 | HK Bank – HSI R Bull CBBC Sep 2019 B | 150,000,000 | 2018/11/23 | 2019/09/27 | 37.50 |
| 57661 | HK Bank – HSI R Bull CBBC Sep 2019 M | 150,000,000 | 2018/11/23 | 2019/09/27 | 37.50 |
| 57662 | HK Bank – HSI R Bear CBBC Apr 2019 J | 150,000,000 | 2018/11/23 | 2019/04/29 | 37.50 |
| 57663 | HK Bank – HSI R Bear CBBC May 2019 H | 150,000,000 | 2018/11/23 | 2019/05/30 | 37.50 |
| 57676 | HK Bank – PetroChina R Bear CBBC Apr 2019 B | 40,000,000 | 2018/11/23 | 2019/04/15 | 10.00 |
| 57675 | HK Bank – Sands China R Bull CBBC Aug 2019 A | 80,000,000 | 2018/11/23 | 2019/08/19 | 20.00 |
| 57613 | HK Bank – Tencent R Bull CBBC Mar 2019 S | 60,000,000 | 2018/11/23 | 2019/03/28 | 15.00 |
| 57674 | HK Bank – Tencent R Bull CBBC May 2019 H | 60,000,000 | 2018/11/23 | 2019/05/06 | 15.00 |
| 57713 | Haitong Int'l Sec – Conch Cement R Bull CBBC May 2019 A | 20,000,000 | 2018/11/23 | 2019/05/30 | 10.06 |
| 57629 | Haitong Int'l Sec – HSI R Bull CBBC Oct 2019 B | 120,000,000 | 2018/11/23 | 2019/10/30 | 30.00 |
| 57628 | Haitong Int'l Sec – HSI R Bull CBBC Oct 2019 D | 120,000,000 | 2018/11/23 | 2019/10/30 | 30.00 |
| 57630 | Haitong Int'l Sec – HSI R Bull CBBC Oct 2019 G | 120,000,000 | 2018/11/23 | 2019/10/30 | 30.00 |
| 57631 | Haitong Int'l Sec – HSI R Bear CBBC Mar 2019 L | 120,000,000 | 2018/11/23 | 2019/03/28 | 30.00 |
| 57711 | Haitong Int'l Sec – Ping An R Bear CBBC Apr 2019 A | 80,000,000 | 2018/11/23 | 2019/04/30 | 20.00 |
| 57712 | Haitong Int'l Sec – Tencent R Bull CBBC Jun 2019 E | 40,000,000 | 2018/11/23 | 2019/06/04 | 10.00 |
| 57717 | J P Morgan SP BV – HSI R Bull CBBC Sep 2020 A | 200,000,000 | 2018/11/23 | 2020/09/29 | 50.00 |
| 57718 | J P Morgan SP BV – HSI R Bull CBBC Sep 2020 D | 200,000,000 | 2018/11/23 | 2020/09/29 | 50.00 |
| 57714 | J P Morgan SP BV – HSI R Bull CBBC Nov 2020 B | 200,000,000 | 2018/11/23 | 2020/11/27 | 50.00 |
| 57715 | J P Morgan SP BV – Tencent R Bull CBBC Mar 2019 N | 50,000,000 | 2018/11/23 | 2019/03/08 | 12.50 |
| 57614 | Macquarie Bank Ltd. – Geely Auto R Bull CBBC Oct 2019 A | 24,000,000 | 2018/11/23 | 2019/10/30 | 11.16 |
| 57619 | Macquarie Bank Ltd. – Geely Auto R Bull CBBC Oct 2019 B | 20,000,000 | 2018/11/23 | 2019/10/30 | 11.00 |
| 57626 | Macquarie Bank Ltd. – Tencent R Bull CBBC Feb 2019 D | 27,500,000 | 2018/11/23 | 2019/02/28 | 10.51 |
| 57622 | Macquarie Bank Ltd. – Tencent R Bull CBBC Feb 2019 H | 35,600,000 | 2018/11/23 | 2019/02/25 | 10.61 |
| 57627 | Macquarie Bank Ltd. – Tencent R Bear CBBC Mar 2019 J | 29,800,000 | 2018/11/23 | 2019/03/26 | 10.67 |
| 57764 | SG Issuer – AAC Tech R Bear CBBC Apr 2019 A | 40,000,000 | 2018/11/23 | 2019/04/04 | 10.00 |
| 57765 | SG Issuer – HSBC R Bull CBBC Jun 2019 P | 100,000,000 | 2018/11/23 | 2019/06/20 | 25.00 |
| 57776 | SG Issuer – HSI R Bull CBBC Aug 2020 V | 200,000,000 | 2018/11/23 | 2020/08/28 | 50.00 |
| 57778 | SG Issuer – HSI R Bull CBBC Nov 2020 T | 200,000,000 | 2018/11/23 | 2020/11/27 | 50.00 |
| 57762 | SG Issuer – HSI R Bull CBBC Dec 2020 D | 200,000,000 | 2018/11/23 | 2020/12/30 | 50.00 |
| 57761 | SG Issuer – HSI R Bear CBBC Mar 2019 X | 200,000,000 | 2018/11/23 | 2019/03/28 | 50.00 |
| 57763 | SG Issuer – HSI R Bear CBBC Apr 2019 J | 200,000,000 | 2018/11/23 | 2019/04/29 | 50.00 |
| 57767 | SG Issuer – Ping An R Bull CBBC Apr 2019 Q | 100,000,000 | 2018/11/23 | 2019/04/26 | 25.00 |
| 57759 | SG Issuer – Tencent R Bull CBBC Feb 2019 U | 80,000,000 | 2018/11/23 | 2019/02/27 | 20.00 |
| 57769 | SG Issuer – Tencent R Bull CBBC Mar 2019 J | 80,000,000 | 2018/11/23 | 2019/03/06 | 20.00 |
| 57775 | SG Issuer – Tencent R Bull CBBC Mar 2019 K | 80,000,000 | 2018/11/23 | 2019/03/08 | 20.00 |
| 57760 | SG Issuer – Tencent R Bear CBBC Mar 2019 Z | 80,000,000 | 2018/11/23 | 2019/03/29 | 20.00 |

主板 可收回牛熊證

| 股份代號 | 牛熊證 | 上市時之發行單位 | 上市日期 | 到期日 | 集資金額 (百萬港元) |
|-------|---|-------------|------------|------------|-------------|
| 57701 | UBS AG – HSI R Bull CBBC Dec 2019 Q | 200,000,000 | 2018/11/23 | 2019/12/30 | 50.00 |
| 57692 | UBS AG – HSI R Bull CBBC Oct 2020 O | 200,000,000 | 2018/11/23 | 2020/10/29 | 50.00 |
| 57702 | UBS AG – HSI R Bull CBBC Nov 2020 Q | 200,000,000 | 2018/11/23 | 2020/11/27 | 50.00 |
| 57693 | UBS AG – HSI R Bull CBBC Dec 2020 T | 200,000,000 | 2018/11/23 | 2020/12/30 | 50.00 |
| 57687 | UBS AG – HSI R Bear CBBC Feb 2019 C | 200,000,000 | 2018/11/23 | 2019/02/27 | 50.00 |
| 57710 | UBS AG – Tencent R Bull CBBC Mar 2019 L | 40,000,000 | 2018/11/23 | 2019/03/22 | 10.00 |
| 57709 | UBS AG – Tencent R Bull CBBC Mar 2019 Q | 40,000,000 | 2018/11/23 | 2019/03/21 | 10.00 |
| 57646 | Bank Vontobel – AIA R Bull CBBC Jul 2019 F | 40,000,000 | 2018/11/23 | 2019/07/19 | 10.00 |
| 57641 | Bank Vontobel – CNOOC R Bull CBBC Nov 2019 D | 40,000,000 | 2018/11/23 | 2019/11/15 | 10.00 |
| 57645 | Bank Vontobel – Galaxy Ent R Bull CBBC May 2019 B | 40,000,000 | 2018/11/23 | 2019/05/24 | 10.00 |
| 57637 | Bank Vontobel – HKEX R Bear CBBC Aug 2019 A | 40,000,000 | 2018/11/23 | 2019/08/09 | 15.20 |
| 57640 | Bank Vontobel – HSBC R Bull CBBC Sep 2019 B | 40,000,000 | 2018/11/23 | 2019/09/13 | 10.00 |
| 57648 | Bank Vontobel – HSBC R Bull CBBC Nov 2019 B | 40,000,000 | 2018/11/23 | 2019/11/22 | 10.00 |
| 57652 | Bank Vontobel – HSI R Bull CBBC May 2019 L | 80,000,000 | 2018/11/23 | 2019/05/30 | 20.00 |
| 57653 | Bank Vontobel – HSI R Bull CBBC May 2019 M | 80,000,000 | 2018/11/23 | 2019/05/30 | 20.00 |
| 57634 | Bank Vontobel – Ping An R Bull CBBC Aug 2019 C | 40,000,000 | 2018/11/23 | 2019/08/16 | 10.00 |
| 57635 | Bank Vontobel – Ping An R Bear CBBC Jun 2019 B | 40,000,000 | 2018/11/23 | 2019/06/21 | 10.00 |
| 57636 | Bank Vontobel – Ping An R Bear CBBC Aug 2019 B | 40,000,000 | 2018/11/23 | 2019/08/23 | 10.00 |
| 57654 | Bank Vontobel – Tencent R Bull CBBC Aug 2019 F | 40,000,000 | 2018/11/23 | 2019/08/16 | 10.00 |
| 57813 | BNP Paribas Issuance B.V. – HSI R Bull CBBC Nov 2019 S | 250,000,000 | 2018/11/26 | 2019/11/28 | 62.50 |
| 57817 | BNP Paribas Issuance B.V. – HSI R Bull CBBC Nov 2019 T | 250,000,000 | 2018/11/26 | 2019/11/28 | 62.50 |
| 57785 | BNP Paribas Issuance B.V. – HSI R Bear CBBC Apr 2019 S | 250,000,000 | 2018/11/26 | 2019/04/29 | 62.50 |
| 57786 | BNP Paribas Issuance B.V. – HSI R Bear CBBC Apr 2019 T | 250,000,000 | 2018/11/26 | 2019/04/29 | 62.50 |
| 57869 | Credit Suisse AG – AIA R Bull CBBC Oct 2019 A | 70,000,000 | 2018/11/26 | 2019/10/04 | 17.50 |
| 57872 | Credit Suisse AG – Geely Auto R Bull CBBC Nov 2019 A | 40,000,000 | 2018/11/26 | 2019/11/18 | 10.00 |
| 57868 | Credit Suisse AG – HKEX R Bull CBBC Dec 2019 A | 50,000,000 | 2018/11/26 | 2019/12/10 | 12.50 |
| 57863 | Credit Suisse AG – HSI R Bull CBBC Sep 2020 F | 200,000,000 | 2018/11/26 | 2020/09/29 | 50.00 |
| 57862 | Credit Suisse AG – HSI R Bull CBBC Sep 2020 S | 200,000,000 | 2018/11/26 | 2020/09/29 | 50.00 |
| 57860 | Credit Suisse AG – HSI R Bull CBBC Nov 2020 S | 200,000,000 | 2018/11/26 | 2020/11/27 | 50.00 |
| 57864 | Credit Suisse AG – HSI R Bull CBBC Dec 2020 V | 200,000,000 | 2018/11/26 | 2020/12/30 | 50.00 |
| 57873 | Credit Suisse AG – HSI R Bull CBBC Dec 2020 W | 200,000,000 | 2018/11/26 | 2020/12/30 | 50.00 |
| 57876 | Credit Suisse AG – HSI R Bull CBBC Dec 2020 X | 200,000,000 | 2018/11/26 | 2020/12/30 | 50.00 |
| 57867 | Credit Suisse AG – HSI R Bear CBBC Apr 2019 Q | 200,000,000 | 2018/11/26 | 2019/04/29 | 50.00 |
| 57865 | Credit Suisse AG – HSI R Bear CBBC May 2019 X | 200,000,000 | 2018/11/26 | 2019/05/30 | 50.00 |
| 57870 | Credit Suisse AG – Ping An R Bull CBBC Nov 2019 B | 80,000,000 | 2018/11/26 | 2019/11/27 | 20.00 |
| 57871 | Credit Suisse AG – Sunny Optical R Bull CBBC Aug 2019 A | 40,000,000 | 2018/11/26 | 2019/08/07 | 10.00 |
| 57883 | Goldman Sachs SP (Asia) – AIA R Bull CBBC Nov 2019 D | 100,000,000 | 2018/11/26 | 2019/11/15 | 25.00 |
| 57882 | Goldman Sachs SP (Asia) – CC Bank R Bull CBBC Jun 2019 Q | 100,000,000 | 2018/11/26 | 2019/06/25 | 25.00 |
| 57880 | Goldman Sachs SP (Asia) – Galaxy Ent R Bull CBBC Feb 2020 A | 100,000,000 | 2018/11/26 | 2020/02/14 | 25.00 |
| 57814 | Goldman Sachs SP (Asia) – HSI R Bull CBBC Dec 2020 C | 200,000,000 | 2018/11/26 | 2020/12/30 | 50.00 |
| 57815 | Goldman Sachs SP (Asia) – HSI R Bull CBBC Dec 2020 D | 200,000,000 | 2018/11/26 | 2020/12/30 | 50.00 |
| 57877 | Goldman Sachs SP (Asia) – HSI R Bull CBBC Dec 2020 I | 200,000,000 | 2018/11/26 | 2020/12/30 | 50.00 |
| 57796 | Goldman Sachs SP (Asia) – HSI R Bear CBBC Apr 2019 L | 200,000,000 | 2018/11/26 | 2019/04/29 | 50.00 |
| 57797 | Goldman Sachs SP (Asia) – HSI R Bear CBBC Apr 2019 M | 200,000,000 | 2018/11/26 | 2019/04/29 | 50.00 |
| 57816 | Goldman Sachs SP (Asia) – Tencent R Bull CBBC Dec 2019 N | 100,000,000 | 2018/11/26 | 2019/12/30 | 25.00 |

主板 可收回牛熊證

| 股份 代號 | 牛熊證 | 上市時之 發行單位 | 上市日期 | 到期日 | 集資金額 (百萬港元) |
|----------|--|--------------|------------|------------|----------------|
| 57804 | Goldman Sachs SP (Asia) – Tencent R Bear CBBC Mar 2019 B | 100,000,000 | 2018/11/26 | 2019/03/11 | 25.00 |
| 57790 | HK Bank – China Mobile R Bull CBBC Apr 2019 D | 50,000,000 | 2018/11/26 | 2019/04/29 | 12.50 |
| 57788 | HK Bank – HKEX R Bull CBBC May 2019 E | 50,000,000 | 2018/11/26 | 2019/05/23 | 12.50 |
| 57791 | HK Bank – HSI R Bull CBBC Sep 2019 N | 150,000,000 | 2018/11/26 | 2019/09/27 | 37.50 |
| 57784 | HK Bank – HSI R Bear CBBC Apr 2019 K | 150,000,000 | 2018/11/26 | 2019/04/29 | 37.50 |
| 57787 | HK Bank – Sunny Optical R Bull CBBC Apr 2019 H | 40,000,000 | 2018/11/26 | 2019/04/23 | 10.00 |
| 57792 | HK Bank – Tencent R Bull CBBC Apr 2019 H | 60,000,000 | 2018/11/26 | 2019/04/25 | 15.00 |
| 57783 | HK Bank – Tencent R Bear CBBC Apr 2019 S | 50,000,000 | 2018/11/26 | 2019/04/11 | 12.50 |
| 57820 | Haitong Int'l Sec – HSI R Bull CBBC Dec 2019 W | 120,000,000 | 2018/11/26 | 2019/12/30 | 30.00 |
| 57818 | Haitong Int'l Sec – HSI R Bull CBBC Jan 2020 U | 120,000,000 | 2018/11/26 | 2020/01/30 | 30.00 |
| 57819 | Haitong Int'l Sec – HSI R Bull CBBC Jan 2020 V | 120,000,000 | 2018/11/26 | 2020/01/30 | 30.00 |
| 57821 | Haitong Int'l Sec – HSI R Bear CBBC Mar 2019 M | 120,000,000 | 2018/11/26 | 2019/03/28 | 30.00 |
| 57854 | J P Morgan SP BV – HSI R Bull CBBC Sep 2020 G | 200,000,000 | 2018/11/26 | 2020/09/29 | 50.00 |
| 57855 | J P Morgan SP BV – HSI R Bull CBBC Sep 2020 S | 200,000,000 | 2018/11/26 | 2020/09/29 | 50.00 |
| 57856 | J P Morgan SP BV – HSI R Bull CBBC Sep 2020 T | 200,000,000 | 2018/11/26 | 2020/09/29 | 50.00 |
| 57844 | J P Morgan SP BV – HSI R Bull CBBC Oct 2020 T | 200,000,000 | 2018/11/26 | 2020/10/29 | 50.00 |
| 57840 | J P Morgan SP BV – HSI R Bear CBBC Feb 2019 W | 200,000,000 | 2018/11/26 | 2019/02/27 | 50.00 |
| 57841 | J P Morgan SP BV – HSI R Bear CBBC Feb 2019 X | 200,000,000 | 2018/11/26 | 2019/02/27 | 50.00 |
| 57842 | J P Morgan SP BV – HSI R Bear CBBC Feb 2019 Y | 200,000,000 | 2018/11/26 | 2019/02/27 | 50.00 |
| 57852 | J P Morgan SP BV – Tencent R Bull CBBC Mar 2019 U | 50,000,000 | 2018/11/26 | 2019/03/15 | 12.50 |
| 57845 | J P Morgan SP BV – Tencent R Bear CBBC Mar 2019 Y | 50,000,000 | 2018/11/26 | 2019/03/08 | 12.50 |
| 57812 | Macquarie Bank Ltd. – AIA R Bull CBBC Aug 2019 A | 37,000,000 | 2018/11/26 | 2019/08/30 | 10.43 |
| 57811 | Macquarie Bank Ltd. – AIA R Bull CBBC Sep 2019 A | 40,000,000 | 2018/11/26 | 2019/09/30 | 10.56 |
| 57809 | Macquarie Bank Ltd. – Tencent R Bull CBBC Feb 2019 G | 28,700,000 | 2018/11/26 | 2019/02/27 | 10.48 |
| 57808 | Macquarie Bank Ltd. – Tencent R Bull CBBC Mar 2019 X | 34,200,000 | 2018/11/26 | 2019/03/08 | 10.60 |
| 57810 | Macquarie Bank Ltd. – Tencent R Bear CBBC Mar 2019 K | 29,700,000 | 2018/11/26 | 2019/03/29 | 10.66 |
| 57891 | SG Issuer – AAC Tech R Bull CBBC Jul 2019 A | 40,000,000 | 2018/11/26 | 2019/07/31 | 10.00 |
| 57904 | SG Issuer – AIA R Bull CBBC Jul 2019 N | 60,000,000 | 2018/11/26 | 2019/07/17 | 15.00 |
| 57885 | SG Issuer – Country Garden R Bull CBBC Jul 2019 E | 40,000,000 | 2018/11/26 | 2019/07/31 | 10.00 |
| 57908 | SG Issuer – China Mobile R Bull CBBC Jul 2019 F | 100,000,000 | 2018/11/26 | 2019/07/30 | 25.00 |
| 57884 | SG Issuer – China Life R Bull CBBC Apr 2019 B | 40,000,000 | 2018/11/26 | 2019/04/25 | 10.00 |
| 57906 | SG Issuer – CM Bank R Bull CBBC Nov 2019 B | 60,000,000 | 2018/11/26 | 2019/11/15 | 15.00 |
| 57909 | SG Issuer – Sinopec Corp R Bull CBBC Aug 2019 A | 40,000,000 | 2018/11/26 | 2019/08/05 | 10.00 |
| 57886 | SG Issuer – Galaxy Ent R Bull CBBC Sep 2019 B | 100,000,000 | 2018/11/26 | 2019/09/16 | 25.00 |
| 57910 | SG Issuer – HKEX R Bear CBBC Mar 2019 O | 50,000,000 | 2018/11/26 | 2019/03/28 | 23.50 |
| 57901 | SG Issuer – HSCEI R Bull CBBC Sep 2020 R | 100,000,000 | 2018/11/26 | 2020/09/29 | 25.00 |
| 57895 | SG Issuer – HSI R Bull CBBC Aug 2020 W | 200,000,000 | 2018/11/26 | 2020/08/28 | 50.00 |
| 57897 | SG Issuer – HSI R Bull CBBC Aug 2020 X | 200,000,000 | 2018/11/26 | 2020/08/28 | 50.00 |
| 57900 | SG Issuer – HSI R Bull CBBC Sep 2020 J | 200,000,000 | 2018/11/26 | 2020/09/29 | 50.00 |
| 57890 | SG Issuer – HSI R Bull CBBC Dec 2020 P | 400,000,000 | 2018/11/26 | 2020/12/30 | 100.00 |
| 57888 | SG Issuer – HSI R Bear CBBC Feb 2019 K | 200,000,000 | 2018/11/26 | 2019/02/27 | 50.00 |
| 57889 | SG Issuer – HSI R Bear CBBC Mar 2019 E | 200,000,000 | 2018/11/26 | 2019/03/28 | 50.00 |
| 57911 | SG Issuer – ICBC R Bull CBBC Aug 2019 H | 60,000,000 | 2018/11/26 | 2019/08/05 | 15.00 |
| 57892 | SG Issuer – Ping An R Bull CBBC Apr 2019 R | 100,000,000 | 2018/11/26 | 2019/04/26 | 25.00 |
| 57912 | SG Issuer – Ping An R Bear CBBC May 2019 B | 100,000,000 | 2018/11/26 | 2019/05/10 | 25.00 |

主板 可收回牛熊證

| 股份代號 | 牛熊證 | 上市時之發行單位 | 上市日期 | 到期日 | 集資金額 (百萬港元) |
|-------|--|-------------|------------|------------|----------------|
| 57914 | SG Issuer – SUNAC R Bull CBBC Feb 2020 A | 80,000,000 | 2018/11/26 | 2020/02/18 | 20.00 |
| 57894 | SG Issuer – Tencent R Bull CBBC Mar 2019 A | 80,000,000 | 2018/11/26 | 2019/03/29 | 20.00 |
| 57915 | SG Issuer – Tencent R Bull CBBC Mar 2019 N | 80,000,000 | 2018/11/26 | 2019/03/28 | 20.00 |
| 57887 | SG Issuer – Tencent R Bear CBBC Mar 2019 C | 80,000,000 | 2018/11/26 | 2019/03/29 | 20.00 |
| 57825 | UBS AG – Geely Auto R Bull CBBC Apr 2019 B | 40,000,000 | 2018/11/26 | 2019/04/29 | 10.00 |
| 57826 | UBS AG – Geely Auto R Bull CBBC Apr 2019 C | 40,000,000 | 2018/11/26 | 2019/04/18 | 10.00 |
| 57824 | UBS AG – Geely Auto R Bear CBBC Apr 2019 A | 40,000,000 | 2018/11/26 | 2019/04/01 | 10.00 |
| 57839 | UBS AG – Geely Auto R Bear CBBC Apr 2019 B | 40,000,000 | 2018/11/26 | 2019/04/08 | 14.80 |
| 57830 | UBS AG – HSI R Bull CBBC Nov 2019 A | 200,000,000 | 2018/11/26 | 2019/11/28 | 50.00 |
| 57829 | UBS AG – HSI R Bull CBBC Sep 2020 Y | 200,000,000 | 2018/11/26 | 2020/09/29 | 50.00 |
| 57828 | UBS AG – HSI R Bull CBBC Dec 2020 B | 200,000,000 | 2018/11/26 | 2020/12/30 | 50.00 |
| 57832 | UBS AG – HSI R Bull CBBC Dec 2020 F | 200,000,000 | 2018/11/26 | 2020/12/30 | 50.00 |
| 57833 | UBS AG – HSI R Bear CBBC Feb 2019 A | 200,000,000 | 2018/11/26 | 2019/02/27 | 50.00 |
| 57822 | UBS AG – HSI R Bear CBBC Feb 2019 I | 200,000,000 | 2018/11/26 | 2019/02/27 | 50.00 |
| 57836 | UBS AG – HSI R Bear CBBC Feb 2019 U | 200,000,000 | 2018/11/26 | 2019/02/27 | 50.00 |
| 57823 | UBS AG – HSI R Bear CBBC Feb 2019 Y | 200,000,000 | 2018/11/26 | 2019/02/27 | 50.00 |
| 57827 | UBS AG – Tencent R Bear CBBC Mar 2019 K | 40,000,000 | 2018/11/26 | 2019/03/07 | 10.00 |
| 57780 | Bank Vontobel – HSI R Bull CBBC May 2019 N | 80,000,000 | 2018/11/26 | 2019/05/30 | 20.00 |
| 57781 | Bank Vontobel – HSI R Bull CBBC May 2019 O | 80,000,000 | 2018/11/26 | 2019/05/30 | 20.00 |
| 57779 | Bank Vontobel – HSI R Bear CBBC Mar 2019 L | 80,000,000 | 2018/11/26 | 2019/03/28 | 20.00 |
| 57963 | BNP Paribas Issuance B.V. – HSI R Bull CBBC Nov 2019 U | 250,000,000 | 2018/11/27 | 2019/11/28 | 62.50 |
| 57964 | BNP Paribas Issuance B.V. – HSI R Bear CBBC Apr 2019 U | 250,000,000 | 2018/11/27 | 2019/04/29 | 62.50 |
| 57967 | BNP Paribas Issuance B.V. – HSI R Bear CBBC Apr 2019 V | 250,000,000 | 2018/11/27 | 2019/04/29 | 62.50 |
| 57969 | BNP Paribas Issuance B.V. – HSI R Bear CBBC Apr 2019 W | 250,000,000 | 2018/11/27 | 2019/04/29 | 62.50 |
| 57981 | BNP Paribas Issuance B.V. – HSI R Bear CBBC Apr 2019 X | 250,000,000 | 2018/11/27 | 2019/04/29 | 62.50 |
| 57982 | BNP Paribas Issuance B.V. – HSI R Bear CBBC Apr 2019 Y | 250,000,000 | 2018/11/27 | 2019/04/29 | 62.50 |
| 57984 | BNP Paribas Issuance B.V. – HSI R Bear CBBC Apr 2019 Z | 250,000,000 | 2018/11/27 | 2019/04/29 | 62.50 |
| 57986 | BNP Paribas Issuance B.V. – Tencent R Bear CBBC Oct 2019 B | 50,000,000 | 2018/11/27 | 2019/10/30 | 12.50 |
| 57987 | BNP Paribas Issuance B.V. – Tencent R Bear CBBC Nov 2019 B | 50,000,000 | 2018/11/27 | 2019/11/28 | 12.50 |
| 58113 | Credit Suisse AG – HSI R Bull CBBC Aug 2020 E | 200,000,000 | 2018/11/27 | 2020/08/28 | 50.00 |
| 58105 | Credit Suisse AG – HSI R Bull CBBC Sep 2020 G | 200,000,000 | 2018/11/27 | 2020/09/29 | 50.00 |
| 58114 | Credit Suisse AG – HSI R Bull CBBC Oct 2020 V | 200,000,000 | 2018/11/27 | 2020/10/29 | 50.00 |
| 58106 | Credit Suisse AG – HSI R Bull CBBC Dec 2020 Y | 200,000,000 | 2018/11/27 | 2020/12/30 | 50.00 |
| 58131 | Credit Suisse AG – HSI R Bull CBBC Dec 2020 Z | 200,000,000 | 2018/11/27 | 2020/12/30 | 50.00 |
| 58124 | Credit Suisse AG – HSI R Bear CBBC Apr 2019 R | 200,000,000 | 2018/11/27 | 2019/04/29 | 50.00 |
| 58117 | Credit Suisse AG – HSI R Bear CBBC May 2019 Y | 200,000,000 | 2018/11/27 | 2019/05/30 | 50.00 |
| 58126 | Credit Suisse AG – HSI R Bear CBBC May 2019 Z | 200,000,000 | 2018/11/27 | 2019/05/30 | 50.00 |
| 58125 | Credit Suisse AG – HSI R Bear CBBC Jun 2019 A | 200,000,000 | 2018/11/27 | 2019/06/27 | 50.00 |
| 58123 | Credit Suisse AG – Ping An R Bull CBBC Sep 2019 B | 80,000,000 | 2018/11/27 | 2019/09/27 | 20.00 |
| 58120 | Credit Suisse AG – Tencent R Bull CBBC Oct 2019 C | 50,000,000 | 2018/11/27 | 2019/10/14 | 12.50 |
| 58122 | Credit Suisse AG – Tencent R Bear CBBC Sep 2019 A | 50,000,000 | 2018/11/27 | 2019/09/18 | 12.50 |
| 57916 | Goldman Sachs SP (Asia) – HSI R Bull CBBC Dec 2020 S | 200,000,000 | 2018/11/27 | 2020/12/30 | 50.00 |
| 58026 | Goldman Sachs SP (Asia) – HSI R Bull CBBC Dec 2020 T | 200,000,000 | 2018/11/27 | 2020/12/30 | 50.00 |
| 58132 | Goldman Sachs SP (Asia) – HSI R Bear CBBC Feb 2019 J | 200,000,000 | 2018/11/27 | 2019/02/27 | 50.00 |
| 58133 | Goldman Sachs SP (Asia) – HSI R Bear CBBC Feb 2019 L | 200,000,000 | 2018/11/27 | 2019/02/27 | 50.00 |

主板 可收回牛熊證

| 股份代號 | 牛熊證 | 上市時之發行單位 | 上市日期 | 到期日 | 集資金額 (百萬港元) |
|-------|--|-------------|------------|------------|----------------|
| 58134 | Goldman Sachs SP (Asia) – HSI R Bear CBBC Feb 2019 O | 200,000,000 | 2018/11/27 | 2019/02/27 | 50.00 |
| 58030 | Goldman Sachs SP (Asia) – Ping An R Bull CBBC Jul 2019 S | 100,000,000 | 2018/11/27 | 2019/07/26 | 25.00 |
| 57917 | Goldman Sachs SP (Asia) – Tencent R Bull CBBC Dec 2019 O | 100,000,000 | 2018/11/27 | 2019/12/30 | 25.00 |
| 58029 | Goldman Sachs SP (Asia) – Tencent R Bear CBBC Feb 2019 H | 100,000,000 | 2018/11/27 | 2019/02/27 | 25.00 |
| 57930 | HK Bank – HKEX R Bear CBBC Mar 2019 O | 40,000,000 | 2018/11/27 | 2019/03/21 | 10.00 |
| 57918 | HK Bank – HSI R Bull CBBC Sep 2019 O | 150,000,000 | 2018/11/27 | 2019/09/27 | 37.50 |
| 57919 | HK Bank – HSI R Bull CBBC Sep 2019 P | 150,000,000 | 2018/11/27 | 2019/09/27 | 37.50 |
| 57926 | HK Bank – HSI R Bear CBBC Apr 2019 L | 150,000,000 | 2018/11/27 | 2019/04/29 | 37.50 |
| 57927 | HK Bank – HSI R Bear CBBC Apr 2019 O | 150,000,000 | 2018/11/27 | 2019/04/29 | 37.50 |
| 57929 | HK Bank – Ping An R Bull CBBC May 2019 B | 100,000,000 | 2018/11/27 | 2019/05/06 | 25.00 |
| 57925 | HK Bank – SUNAC R Bull CBBC Dec 2019 C | 100,000,000 | 2018/11/27 | 2019/12/30 | 25.00 |
| 57920 | HK Bank – Tencent R Bull CBBC Apr 2019 I | 60,000,000 | 2018/11/27 | 2019/04/04 | 15.00 |
| 57928 | HK Bank – Tencent R Bear CBBC Apr 2019 T | 50,000,000 | 2018/11/27 | 2019/04/23 | 12.50 |
| 58015 | Haitong Int'l Sec – HSI R Bull CBBC Nov 2019 T | 120,000,000 | 2018/11/27 | 2019/11/28 | 30.00 |
| 58017 | Haitong Int'l Sec – HSI R Bull CBBC Dec 2019 X | 120,000,000 | 2018/11/27 | 2019/12/30 | 30.00 |
| 58025 | Haitong Int'l Sec – HSI R Bear CBBC Feb 2019 F | 120,000,000 | 2018/11/27 | 2019/02/27 | 30.00 |
| 58023 | Haitong Int'l Sec – HSI R Bear CBBC Feb 2019 Z | 120,000,000 | 2018/11/27 | 2019/02/27 | 30.00 |
| 58104 | Haitong Int'l Sec – Tencent R Bear CBBC Apr 2019 O | 40,000,000 | 2018/11/27 | 2019/04/02 | 10.00 |
| 58046 | J P Morgan SP BV – HSI R Bull CBBC Sep 2020 Y | 200,000,000 | 2018/11/27 | 2020/09/29 | 50.00 |
| 58033 | J P Morgan SP BV – HSI R Bull CBBC Oct 2020 O | 200,000,000 | 2018/11/27 | 2020/10/29 | 50.00 |
| 58032 | J P Morgan SP BV – HSI R Bull CBBC Nov 2020 D | 200,000,000 | 2018/11/27 | 2020/11/27 | 50.00 |
| 58031 | J P Morgan SP BV – HSI R Bull CBBC Dec 2020 S | 200,000,000 | 2018/11/27 | 2020/12/30 | 50.00 |
| 58040 | J P Morgan SP BV – HSI R Bear CBBC Feb 2019 C | 200,000,000 | 2018/11/27 | 2019/02/27 | 50.00 |
| 58044 | J P Morgan SP BV – HSI R Bear CBBC Feb 2019 F | 200,000,000 | 2018/11/27 | 2019/02/27 | 50.00 |
| 58045 | J P Morgan SP BV – HSI R Bear CBBC Feb 2019 G | 200,000,000 | 2018/11/27 | 2019/02/27 | 50.00 |
| 58034 | J P Morgan SP BV – Tencent R Bull CBBC Mar 2019 W | 50,000,000 | 2018/11/27 | 2019/03/15 | 12.50 |
| 58047 | J P Morgan SP BV – Tencent R Bear CBBC Apr 2019 V | 50,000,000 | 2018/11/27 | 2019/04/12 | 12.50 |
| 58048 | J P Morgan SP BV – Tencent R Bear CBBC Apr 2019 W | 50,000,000 | 2018/11/27 | 2019/04/12 | 12.50 |
| 57972 | Macquarie Bank Ltd. – Tencent R Bull CBBC Mar 2019 Y | 25,400,000 | 2018/11/27 | 2019/03/28 | 10.54 |
| 57974 | Macquarie Bank Ltd. – Tencent R Bull CBBC Mar 2019 Z | 31,200,000 | 2018/11/27 | 2019/03/29 | 10.64 |
| 57976 | Macquarie Bank Ltd. – Tencent R Bear CBBC Mar 2019 L | 30,000,000 | 2018/11/27 | 2019/03/29 | 10.65 |
| 58084 | SG Issuer – AIA R Bear CBBC Apr 2019 D | 60,000,000 | 2018/11/27 | 2019/04/23 | 15.00 |
| 58092 | SG Issuer – HKEX R Bear CBBC Apr 2019 D | 50,000,000 | 2018/11/27 | 2019/04/04 | 12.50 |
| 58049 | SG Issuer – HSI R Bull CBBC Jul 2020 G | 200,000,000 | 2018/11/27 | 2020/07/30 | 50.00 |
| 58050 | SG Issuer – HSI R Bull CBBC Aug 2020 Y | 200,000,000 | 2018/11/27 | 2020/08/28 | 50.00 |
| 58100 | SG Issuer – HSI R Bull CBBC Aug 2020 Z | 200,000,000 | 2018/11/27 | 2020/08/28 | 50.00 |
| 58051 | SG Issuer – HSI R Bull CBBC Sep 2020 T | 200,000,000 | 2018/11/27 | 2020/09/29 | 50.00 |
| 58052 | SG Issuer – HSI R Bull CBBC Sep 2020 Y | 200,000,000 | 2018/11/27 | 2020/09/29 | 50.00 |
| 58101 | SG Issuer – HSI R Bull CBBC Oct 2020 V | 200,000,000 | 2018/11/27 | 2020/10/29 | 50.00 |
| 58097 | SG Issuer – HSI R Bear CBBC Mar 2019 I | 200,000,000 | 2018/11/27 | 2019/03/28 | 50.00 |
| 58098 | SG Issuer – HSI R Bear CBBC May 2019 T | 200,000,000 | 2018/11/27 | 2019/05/30 | 50.00 |
| 58099 | SG Issuer – HSI R Bear CBBC May 2019 U | 200,000,000 | 2018/11/27 | 2019/05/30 | 50.00 |
| 58093 | SG Issuer – PetroChina R Bear CBBC Apr 2019 C | 40,000,000 | 2018/11/27 | 2019/04/29 | 10.00 |
| 58066 | SG Issuer – Ping An R Bull CBBC Apr 2019 S | 100,000,000 | 2018/11/27 | 2019/04/30 | 25.00 |
| 58094 | SG Issuer – Tencent R Bull CBBC Feb 2019 E | 80,000,000 | 2018/11/27 | 2019/02/28 | 20.00 |

主板 可收回牛熊證

| 股份代號 | 牛熊證 | 上市時之發行單位 | 上市日期 | 到期日 | 集資金額 (百萬港元) |
|-------|--|-------------|------------|------------|----------------|
| 58068 | SG Issuer – Tencent R Bull CBBC Feb 2019 W | 80,000,000 | 2018/11/27 | 2019/02/28 | 20.00 |
| 58069 | SG Issuer – Tencent R Bull CBBC Mar 2019 O | 80,000,000 | 2018/11/27 | 2019/03/11 | 20.00 |
| 58076 | SG Issuer – Tencent R Bull CBBC Apr 2019 V | 80,000,000 | 2018/11/27 | 2019/04/08 | 20.00 |
| 58096 | SG Issuer – Tencent R Bear CBBC Apr 2019 G | 80,000,000 | 2018/11/27 | 2019/04/10 | 20.00 |
| 57990 | UBS AG – HSI R Bull CBBC Dec 2019 Z | 200,000,000 | 2018/11/27 | 2019/12/30 | 50.00 |
| 57989 | UBS AG – HSI R Bull CBBC Oct 2020 S | 200,000,000 | 2018/11/27 | 2020/10/29 | 50.00 |
| 57988 | UBS AG – HSI R Bull CBBC Nov 2020 C | 200,000,000 | 2018/11/27 | 2020/11/27 | 50.00 |
| 57992 | UBS AG – HSI R Bull CBBC Nov 2020 I | 200,000,000 | 2018/11/27 | 2020/11/27 | 50.00 |
| 58003 | UBS AG – HSI R Bull CBBC Dec 2020 G | 200,000,000 | 2018/11/27 | 2020/12/30 | 50.00 |
| 58004 | UBS AG – HSI R Bull CBBC Dec 2020 I | 200,000,000 | 2018/11/27 | 2020/12/30 | 50.00 |
| 58012 | UBS AG – HSI R Bear CBBC Feb 2019 B | 200,000,000 | 2018/11/27 | 2019/02/27 | 50.00 |
| 58013 | UBS AG – HSI R Bear CBBC Feb 2019 H | 200,000,000 | 2018/11/27 | 2019/02/27 | 50.00 |
| 58009 | UBS AG – HSI R Bear CBBC Feb 2019 Z | 200,000,000 | 2018/11/27 | 2019/02/27 | 50.00 |
| 57995 | UBS AG – Tencent R Bull CBBC Mar 2019 G | 40,000,000 | 2018/11/27 | 2019/03/05 | 10.00 |
| 57997 | UBS AG – Tencent R Bull CBBC Mar 2019 H | 40,000,000 | 2018/11/27 | 2019/03/28 | 10.00 |
| 57993 | UBS AG – Tencent R Bull CBBC Mar 2019 X | 40,000,000 | 2018/11/27 | 2019/03/26 | 10.00 |
| 58005 | UBS AG – Tencent R Bear CBBC Mar 2019 L | 40,000,000 | 2018/11/27 | 2019/03/05 | 10.00 |
| 57936 | Bank Vontobel – BOCL R Bull CBBC Aug 2019 A | 40,000,000 | 2018/11/27 | 2019/08/23 | 10.00 |
| 57933 | Bank Vontobel – BOCL R Bull CBBC Sep 2019 A | 40,000,000 | 2018/11/27 | 2019/09/13 | 10.00 |
| 57962 | Bank Vontobel – BOCL R Bear CBBC Jun 2019 A | 40,000,000 | 2018/11/27 | 2019/06/14 | 10.00 |
| 57959 | Bank Vontobel – BOCL R Bear CBBC Sep 2019 A | 40,000,000 | 2018/11/27 | 2019/09/20 | 10.00 |
| 57960 | Bank Vontobel – China Mobile R Bull CBBC Jun 2019 A | 40,000,000 | 2018/11/27 | 2019/06/21 | 10.00 |
| 57961 | Bank Vontobel – Sinopec Corp R Bull CBBC Jul 2019 D | 40,000,000 | 2018/11/27 | 2019/07/12 | 10.00 |
| 57931 | Bank Vontobel – HSI N Bull CBBC May 2019 P | 80,000,000 | 2018/11/27 | 2019/05/30 | 20.00 |
| 57942 | Bank Vontobel – HSI N Bull CBBC May 2019 Q | 80,000,000 | 2018/11/27 | 2019/05/30 | 20.00 |
| 57941 | Bank Vontobel – HSI N Bear CBBC Mar 2019 M | 80,000,000 | 2018/11/27 | 2019/03/28 | 20.00 |
| 57937 | Bank Vontobel – ICBC R Bull CBBC Aug 2019 A | 40,000,000 | 2018/11/27 | 2019/08/23 | 10.00 |
| 57938 | Bank Vontobel – ICBC R Bull CBBC Sep 2019 A | 40,000,000 | 2018/11/27 | 2019/09/13 | 10.00 |
| 57939 | Bank Vontobel – ICBC R Bear CBBC Jun 2019 A | 40,000,000 | 2018/11/27 | 2019/06/14 | 10.00 |
| 57940 | Bank Vontobel – ICBC R Bear CBBC Sep 2019 A | 40,000,000 | 2018/11/27 | 2019/09/20 | 10.00 |
| 57955 | Bank Vontobel – Tencent R Bull CBBC Jul 2019 I | 40,000,000 | 2018/11/27 | 2019/07/12 | 10.00 |
| 57950 | Bank Vontobel – Tencent R Bull CBBC Aug 2019 G | 40,000,000 | 2018/11/27 | 2019/08/16 | 10.00 |
| 57945 | Bank Vontobel – Tencent R Bear CBBC Apr 2019 A | 40,000,000 | 2018/11/27 | 2019/04/26 | 10.00 |
| 57958 | Bank Vontobel – Tencent R Bear CBBC Apr 2019 B | 40,000,000 | 2018/11/27 | 2019/04/26 | 12.40 |
| 58142 | BNP Paribas Issuance B.V. – HSI R Bull CBBC Nov 2019 E | 250,000,000 | 2018/11/28 | 2019/11/28 | 62.50 |
| 58147 | BNP Paribas Issuance B.V. – HSI R Bull CBBC Nov 2019 I | 250,000,000 | 2018/11/28 | 2019/11/28 | 62.50 |
| 58149 | BNP Paribas Issuance B.V. – HSI R Bull CBBC Nov 2019 N | 250,000,000 | 2018/11/28 | 2019/11/28 | 62.50 |
| 58211 | BNP Paribas Issuance B.V. – HSI R Bull CBBC Nov 2019 O | 250,000,000 | 2018/11/28 | 2019/11/28 | 62.50 |
| 58150 | BNP Paribas Issuance B.V. – HSI R Bear CBBC Apr 2019 A | 250,000,000 | 2018/11/28 | 2019/04/29 | 62.50 |
| 58271 | Credit Suisse AG – HSI R Bull CBBC Aug 2020 Z | 200,000,000 | 2018/11/28 | 2020/08/28 | 50.00 |
| 58265 | Credit Suisse AG – HSI R Bull CBBC Sep 2020 J | 200,000,000 | 2018/11/28 | 2020/09/29 | 50.00 |
| 58291 | Credit Suisse AG – HSI R Bull CBBC Oct 2020 F | 200,000,000 | 2018/11/28 | 2020/10/29 | 50.00 |
| 58262 | Credit Suisse AG – HSI R Bull CBBC Oct 2020 Z | 200,000,000 | 2018/11/28 | 2020/10/29 | 50.00 |
| 58260 | Credit Suisse AG – HSI R Bull CBBC Dec 2020 I | 200,000,000 | 2018/11/28 | 2020/12/30 | 50.00 |
| 58273 | Credit Suisse AG – HSI R Bear CBBC Apr 2019 W | 200,000,000 | 2018/11/28 | 2019/04/29 | 50.00 |

主板 可收回牛熊證

| 股份 代號 | 牛熊證 | 上市時之 發行單位 | 上市日期 | 到期日 | 集資金額 (百萬港元) |
|----------|--|--------------|------------|------------|----------------|
| 58279 | Credit Suisse AG – HSI R Bear CBBC Apr 2019 X | 200,000,000 | 2018/11/28 | 2019/04/29 | 50.00 |
| 58282 | Credit Suisse AG – HSI R Bear CBBC Apr 2019 Y | 200,000,000 | 2018/11/28 | 2019/04/29 | 50.00 |
| 58275 | Credit Suisse AG – HSI R Bear CBBC May 2019 A | 200,000,000 | 2018/11/28 | 2019/05/30 | 50.00 |
| 58290 | Credit Suisse AG – Tencent R Bull CBBC Sep 2019 B | 50,000,000 | 2018/11/28 | 2019/09/27 | 12.50 |
| 58283 | Credit Suisse AG – Tencent R Bear CBBC Oct 2019 A | 50,000,000 | 2018/11/28 | 2019/10/30 | 12.50 |
| 58208 | Goldman Sachs SP (Asia) – AIA R Bull CBBC Nov 2019 E | 100,000,000 | 2018/11/28 | 2019/11/15 | 25.00 |
| 58141 | Goldman Sachs SP (Asia) – HKEX R Bull CBBC Dec 2019 E | 100,000,000 | 2018/11/28 | 2019/12/30 | 25.00 |
| 58137 | Goldman Sachs SP (Asia) – HSI R Bull CBBC Dec 2020 A | 200,000,000 | 2018/11/28 | 2020/12/30 | 50.00 |
| 58135 | Goldman Sachs SP (Asia) – HSI R Bull CBBC Dec 2020 X | 200,000,000 | 2018/11/28 | 2020/12/30 | 50.00 |
| 58136 | Goldman Sachs SP (Asia) – HSI R Bull CBBC Dec 2020 Y | 200,000,000 | 2018/11/28 | 2020/12/30 | 50.00 |
| 58173 | Goldman Sachs SP (Asia) – HSI R Bear CBBC Mar 2019 K | 200,000,000 | 2018/11/28 | 2019/03/28 | 50.00 |
| 58174 | Goldman Sachs SP (Asia) – HSI R Bear CBBC Mar 2019 M | 200,000,000 | 2018/11/28 | 2019/03/28 | 50.00 |
| 58175 | Goldman Sachs SP (Asia) – HSI R Bear CBBC Mar 2019 N | 200,000,000 | 2018/11/28 | 2019/03/28 | 50.00 |
| 58139 | Goldman Sachs SP (Asia) – Ping An R Bull CBBC Dec 2020 A | 100,000,000 | 2018/11/28 | 2020/12/30 | 25.00 |
| 58205 | Goldman Sachs SP (Asia) – Tencent R Bull CBBC Dec 2019 P | 100,000,000 | 2018/11/28 | 2019/12/30 | 25.00 |
| 58138 | Goldman Sachs SP (Asia) – Tencent R Bear CBBC Mar 2019 A | 100,000,000 | 2018/11/28 | 2019/03/11 | 25.00 |
| 58158 | HK Bank – AIA R Bear CBBC Apr 2019 C | 40,000,000 | 2018/11/28 | 2019/04/11 | 10.00 |
| 58159 | HK Bank – Galaxy Ent R Bull CBBC Jun 2019 G | 80,000,000 | 2018/11/28 | 2019/06/10 | 20.00 |
| 58151 | HK Bank – HSI R Bull CBBC Sep 2019 D | 50,000,000 | 2018/11/28 | 2019/09/27 | 12.50 |
| 58163 | HK Bank – HSI R Bull CBBC Sep 2019 Q | 150,000,000 | 2018/11/28 | 2019/09/27 | 37.50 |
| 58160 | HK Bank – HSI R Bear CBBC Apr 2019 P | 150,000,000 | 2018/11/28 | 2019/04/29 | 37.50 |
| 58157 | HK Bank – PetroChina R Bull CBBC May 2019 A | 80,000,000 | 2018/11/28 | 2019/05/20 | 20.00 |
| 58156 | HK Bank – Ping An R Bull CBBC Apr 2019 G | 100,000,000 | 2018/11/28 | 2019/04/01 | 25.00 |
| 58155 | HK Bank – Tencent R Bear CBBC Apr 2019 U | 50,000,000 | 2018/11/28 | 2019/04/15 | 12.50 |
| 58185 | Haitong Int'l Sec – HSI R Bull CBBC Dec 2019 Y | 120,000,000 | 2018/11/28 | 2019/12/30 | 30.00 |
| 58186 | Haitong Int'l Sec – HSI R Bear CBBC Feb 2019 H | 120,000,000 | 2018/11/28 | 2019/02/27 | 30.00 |
| 58212 | J P Morgan SP BV – HSI R Bull CBBC Sep 2020 L | 200,000,000 | 2018/11/28 | 2020/09/29 | 50.00 |
| 58215 | J P Morgan SP BV – HSI R Bull CBBC Dec 2020 L | 200,000,000 | 2018/11/28 | 2020/12/30 | 50.00 |
| 58213 | J P Morgan SP BV – HSI R Bull CBBC Dec 2020 W | 200,000,000 | 2018/11/28 | 2020/12/30 | 50.00 |
| 58217 | J P Morgan SP BV – HSI R Bear CBBC Feb 2019 H | 200,000,000 | 2018/11/28 | 2019/02/27 | 50.00 |
| 58219 | J P Morgan SP BV – HSI R Bear CBBC Feb 2019 I | 200,000,000 | 2018/11/28 | 2019/02/27 | 50.00 |
| 58221 | J P Morgan SP BV – HSI R Bear CBBC Feb 2019 N | 200,000,000 | 2018/11/28 | 2019/02/27 | 50.00 |
| 58218 | J P Morgan SP BV – HSI R Bear CBBC Feb 2019 Z | 200,000,000 | 2018/11/28 | 2019/02/27 | 50.00 |
| 58222 | J P Morgan SP BV – Tencent R Bull CBBC Apr 2019 O | 50,000,000 | 2018/11/28 | 2019/04/12 | 12.50 |
| 58216 | J P Morgan SP BV – Tencent R Bear CBBC Apr 2019 X | 50,000,000 | 2018/11/28 | 2019/04/12 | 12.50 |
| 58164 | Macquarie Bank Ltd. – Tencent R Bull CBBC Mar 2019 A | 32,500,000 | 2018/11/28 | 2019/03/11 | 10.60 |
| 58165 | Macquarie Bank Ltd. – Tencent R Bull CBBC Mar 2019 B | 24,700,000 | 2018/11/28 | 2019/03/11 | 10.45 |
| 58170 | Macquarie Bank Ltd. – Tencent R Bear CBBC Apr 2019 I | 27,100,000 | 2018/11/28 | 2019/04/10 | 10.65 |
| 58253 | SG Issuer – AIA R Bull CBBC Jul 2019 O | 60,000,000 | 2018/11/28 | 2019/07/17 | 15.00 |
| 58255 | SG Issuer – Country Garden R Bull CBBC Aug 2019 A | 40,000,000 | 2018/11/28 | 2019/08/08 | 10.00 |
| 58254 | SG Issuer – CC Bank R Bull CBBC Aug 2019 T | 100,000,000 | 2018/11/28 | 2019/08/08 | 25.00 |
| 58233 | SG Issuer – CNOOC R Bull CBBC Apr 2019 F | 40,000,000 | 2018/11/28 | 2019/04/29 | 10.00 |
| 58256 | SG Issuer – CSPC Pharma R Bull CBBC Mar 2019 E | 40,000,000 | 2018/11/28 | 2019/03/05 | 10.00 |
| 58257 | SG Issuer – Geely Auto R Bull CBBC Apr 2019 B | 40,000,000 | 2018/11/28 | 2019/04/12 | 10.00 |
| 58234 | SG Issuer – HKEX R Bull CBBC Jun 2019 X | 50,000,000 | 2018/11/28 | 2019/06/28 | 12.50 |

主板 可收回牛熊證

| 股份 代號 | 牛熊證 | 上市時之 發行單位 | 上市日期 | 到期日 | 集資金額 (百萬港元) |
|----------|--|--------------|------------|------------|----------------|
| 58258 | SG Issuer – HSBC R Bull CBBC Jun 2019 Q | 100,000,000 | 2018/11/28 | 2019/06/25 | 25.00 |
| 58247 | SG Issuer – HSCEI R Bull CBBC Sep 2020 S | 100,000,000 | 2018/11/28 | 2020/09/29 | 25.00 |
| 58244 | SG Issuer – HSI R Bull CBBC Aug 2020 A | 400,000,000 | 2018/11/28 | 2020/08/28 | 100.00 |
| 58243 | SG Issuer – HSI R Bull CBBC Aug 2020 B | 200,000,000 | 2018/11/28 | 2020/08/28 | 50.00 |
| 58245 | SG Issuer – HSI R Bull CBBC Sep 2020 E | 200,000,000 | 2018/11/28 | 2020/09/29 | 50.00 |
| 58246 | SG Issuer – HSI R Bull CBBC Nov 2020 I | 200,000,000 | 2018/11/28 | 2020/11/27 | 50.00 |
| 58228 | SG Issuer – HSI R Bull CBBC Dec 2020 A | 200,000,000 | 2018/11/28 | 2020/12/30 | 50.00 |
| 58237 | SG Issuer – HSI R Bear CBBC Apr 2019 N | 200,000,000 | 2018/11/28 | 2019/04/29 | 50.00 |
| 58239 | SG Issuer – HSI R Bear CBBC Apr 2019 O | 200,000,000 | 2018/11/28 | 2019/04/29 | 50.00 |
| 58241 | SG Issuer – HSI R Bear CBBC Apr 2019 P | 200,000,000 | 2018/11/28 | 2019/04/29 | 50.00 |
| 58240 | SG Issuer – HSI R Bear CBBC Jul 2019 W | 200,000,000 | 2018/11/28 | 2019/07/30 | 50.00 |
| 58259 | SG Issuer – PetroChina R Bull CBBC Jul 2019 D | 40,000,000 | 2018/11/28 | 2019/07/31 | 10.00 |
| 58261 | SG Issuer – PetroChina R Bull CBBC Aug 2019 B | 40,000,000 | 2018/11/28 | 2019/08/06 | 10.00 |
| 58264 | SG Issuer – PetroChina R Bull CBBC Aug 2019 C | 40,000,000 | 2018/11/28 | 2019/08/08 | 10.00 |
| 58268 | SG Issuer – Ping An R Bull CBBC Apr 2019 T | 100,000,000 | 2018/11/28 | 2019/04/30 | 25.00 |
| 58230 | SG Issuer – Ping An R Bear CBBC Apr 2019 S | 100,000,000 | 2018/11/28 | 2019/04/29 | 25.00 |
| 58269 | SG Issuer – Sunny Optical R Bull CBBC Apr 2019 B | 40,000,000 | 2018/11/28 | 2019/04/30 | 10.00 |
| 58274 | SG Issuer – Tencent R Bull CBBC Feb 2019 J | 80,000,000 | 2018/11/28 | 2019/02/28 | 20.00 |
| 58276 | SG Issuer – Tencent R Bull CBBC Mar 2019 R | 80,000,000 | 2018/11/28 | 2019/03/07 | 20.00 |
| 58280 | SG Issuer – Tencent R Bull CBBC Mar 2019 Y | 80,000,000 | 2018/11/28 | 2019/03/29 | 20.00 |
| 58232 | SG Issuer – Tencent R Bear CBBC Mar 2019 D | 80,000,000 | 2018/11/28 | 2019/03/26 | 20.00 |
| 58236 | SG Issuer – Tencent R Bear CBBC Mar 2019 E | 80,000,000 | 2018/11/28 | 2019/03/22 | 20.00 |
| 58187 | UBS AG – HSI R Bull CBBC Oct 2020 D | 200,000,000 | 2018/11/28 | 2020/10/29 | 50.00 |
| 58202 | UBS AG – HSI R Bull CBBC Nov 2020 D | 200,000,000 | 2018/11/28 | 2020/11/27 | 50.00 |
| 58188 | UBS AG – HSI R Bull CBBC Nov 2020 K | 200,000,000 | 2018/11/28 | 2020/11/27 | 50.00 |
| 58190 | UBS AG – HSI R Bull CBBC Nov 2020 L | 200,000,000 | 2018/11/28 | 2020/11/27 | 50.00 |
| 58191 | UBS AG – HSI R Bull CBBC Nov 2020 V | 200,000,000 | 2018/11/28 | 2020/11/27 | 50.00 |
| 58194 | UBS AG – HSI R Bull CBBC Dec 2020 H | 200,000,000 | 2018/11/28 | 2020/12/30 | 50.00 |
| 58197 | UBS AG – HSI R Bear CBBC Mar 2019 L | 200,000,000 | 2018/11/28 | 2019/03/28 | 50.00 |
| 58199 | UBS AG – HSI R Bear CBBC Mar 2019 M | 200,000,000 | 2018/11/28 | 2019/03/28 | 50.00 |
| 58200 | UBS AG – HSI R Bear CBBC Mar 2019 N | 200,000,000 | 2018/11/28 | 2019/03/28 | 50.00 |
| 58201 | UBS AG – HSI R Bear CBBC Mar 2019 O | 200,000,000 | 2018/11/28 | 2019/03/28 | 50.00 |
| 58203 | UBS AG – Ping An R Bear CBBC Mar 2019 I | 100,000,000 | 2018/11/28 | 2019/03/11 | 25.00 |
| 58196 | UBS AG – Tencent R Bear CBBC Mar 2019 M | 40,000,000 | 2018/11/28 | 2019/03/15 | 10.00 |
| 58176 | Bank Vontobel – Geely Auto R Bull CBBC Aug 2019 A | 40,000,000 | 2018/11/28 | 2019/08/09 | 10.00 |
| 58182 | Bank Vontobel – Geely Auto R Bull CBBC Sep 2019 A | 40,000,000 | 2018/11/28 | 2019/09/13 | 11.20 |
| 58183 | Bank Vontobel – Sands China R Bull CBBC Oct 2019 A | 40,000,000 | 2018/11/28 | 2019/10/11 | 10.00 |
| 58184 | Bank Vontobel – Sands China R Bull CBBC Oct 2019 B | 40,000,000 | 2018/11/28 | 2019/10/11 | 10.00 |
| 58313 | BNP Paribas Issuance B.V. – HKEX R Bear CBBC Mar 2019 Y | 50,000,000 | 2018/11/29 | 2019/03/28 | 12.50 |
| 58312 | BNP Paribas Issuance B.V. – HSCEI R Bear CBBC Apr 2019 M | 100,000,000 | 2018/11/29 | 2019/04/29 | 25.00 |
| 58304 | BNP Paribas Issuance B.V. – HSI R Bear CBBC Apr 2019 B | 250,000,000 | 2018/11/29 | 2019/04/29 | 62.50 |
| 58305 | BNP Paribas Issuance B.V. – HSI R Bear CBBC Apr 2019 C | 250,000,000 | 2018/11/29 | 2019/04/29 | 62.50 |
| 58332 | BNP Paribas Issuance B.V. – HSI R Bear CBBC Apr 2019 D | 250,000,000 | 2018/11/29 | 2019/04/29 | 62.50 |
| 58333 | BNP Paribas Issuance B.V. – HSI R Bear CBBC Apr 2019 E | 250,000,000 | 2018/11/29 | 2019/04/29 | 62.50 |
| 58311 | BNP Paribas Issuance B.V. – Tencent R Bull CBBC Jun 2019 V | 50,000,000 | 2018/11/29 | 2019/06/27 | 12.50 |

主板 可收回牛熊證

| 股份代號 | 牛熊證 | 上市時之發行單位 | 上市日期 | 到期日 | 集資金額 (百萬港元) |
|-------|--|-------------|------------|------------|----------------|
| 58309 | BNP Paribas Issuance B.V. – Tencent R Bear CBBC Nov 2019 C | 50,000,000 | 2018/11/29 | 2019/11/28 | 12.50 |
| 58422 | Credit Suisse AG – AIA R Bull CBBC Aug 2019 A | 70,000,000 | 2018/11/29 | 2019/08/01 | 17.50 |
| 58421 | Credit Suisse AG – AIA R Bear CBBC Jul 2019 A | 50,000,000 | 2018/11/29 | 2019/07/26 | 12.50 |
| 58418 | Credit Suisse AG – HSI R Bull CBBC Jul 2020 J | 300,000,000 | 2018/11/29 | 2020/07/30 | 75.00 |
| 58411 | Credit Suisse AG – HSI R Bull CBBC Sep 2020 V | 200,000,000 | 2018/11/29 | 2020/09/29 | 50.00 |
| 58409 | Credit Suisse AG – HSI R Bull CBBC Oct 2020 K | 200,000,000 | 2018/11/29 | 2020/10/29 | 50.00 |
| 58407 | Credit Suisse AG – HSI R Bull CBBC Dec 2020 B | 200,000,000 | 2018/11/29 | 2020/12/30 | 50.00 |
| 58414 | Credit Suisse AG – HSI R Bear CBBC Apr 2019 Z | 200,000,000 | 2018/11/29 | 2019/04/29 | 50.00 |
| 58412 | Credit Suisse AG – HSI R Bear CBBC May 2019 C | 200,000,000 | 2018/11/29 | 2019/05/30 | 50.00 |
| 58413 | Credit Suisse AG – HSI R Bear CBBC May 2019 E | 200,000,000 | 2018/11/29 | 2019/05/30 | 50.00 |
| 58415 | Credit Suisse AG – HSI R Bear CBBC May 2019 F | 200,000,000 | 2018/11/29 | 2019/05/30 | 50.00 |
| 58416 | Credit Suisse AG – Ping An R Bear CBBC Nov 2019 A | 50,000,000 | 2018/11/29 | 2019/11/21 | 12.50 |
| 58419 | Credit Suisse AG – Tencent R Bull CBBC Jul 2019 F | 50,000,000 | 2018/11/29 | 2019/07/30 | 15.75 |
| 58417 | Credit Suisse AG – Tencent R Bull CBBC Aug 2019 C | 50,000,000 | 2018/11/29 | 2019/08/30 | 12.50 |
| 58406 | Goldman Sachs SP (Asia) – HKEX R Bull CBBC Dec 2019 F | 100,000,000 | 2018/11/29 | 2019/12/30 | 25.00 |
| 58399 | Goldman Sachs SP (Asia) – HSI R Bull CBBC Dec 2020 H | 200,000,000 | 2018/11/29 | 2020/12/30 | 50.00 |
| 58400 | Goldman Sachs SP (Asia) – HSI R Bull CBBC Dec 2020 U | 200,000,000 | 2018/11/29 | 2020/12/30 | 50.00 |
| 58401 | Goldman Sachs SP (Asia) – HSI R Bear CBBC Mar 2019 O | 200,000,000 | 2018/11/29 | 2019/03/28 | 50.00 |
| 58403 | Goldman Sachs SP (Asia) – HSI R Bear CBBC Mar 2019 P | 200,000,000 | 2018/11/29 | 2019/03/28 | 50.00 |
| 58404 | Goldman Sachs SP (Asia) – Tencent R Bull CBBC Dec 2019 Q | 100,000,000 | 2018/11/29 | 2019/12/30 | 25.00 |
| 58405 | Goldman Sachs SP (Asia) – Tencent R Bear CBBC Mar 2019 C | 100,000,000 | 2018/11/29 | 2019/03/11 | 25.00 |
| 58335 | HK Bank – AIA R Bull CBBC May 2019 B | 80,000,000 | 2018/11/29 | 2019/05/06 | 20.00 |
| 58321 | HK Bank – China Mobile R Bull CBBC May 2019 B | 50,000,000 | 2018/11/29 | 2019/05/09 | 12.50 |
| 58336 | HK Bank – CNOOC R Bull CBBC May 2019 A | 50,000,000 | 2018/11/29 | 2019/05/06 | 12.50 |
| 58337 | HK Bank – CNOOC R Bull CBBC May 2019 B | 50,000,000 | 2018/11/29 | 2019/05/20 | 14.00 |
| 58325 | HK Bank – Geely Auto R Bull CBBC Apr 2019 F | 40,000,000 | 2018/11/29 | 2019/04/23 | 10.00 |
| 58338 | HK Bank – HKEX R Bull CBBC May 2019 F | 50,000,000 | 2018/11/29 | 2019/05/30 | 12.50 |
| 58323 | HK Bank – HSI R Bull CBBC Sep 2019 H | 150,000,000 | 2018/11/29 | 2019/09/27 | 37.50 |
| 58324 | HK Bank – HSI R Bear CBBC Apr 2019 Q | 150,000,000 | 2018/11/29 | 2019/04/29 | 37.50 |
| 58331 | HK Bank – SUNAC R Bull CBBC Jan 2020 B | 100,000,000 | 2018/11/29 | 2020/01/21 | 25.00 |
| 58334 | HK Bank – Tencent R Bull CBBC May 2019 I | 60,000,000 | 2018/11/29 | 2019/05/09 | 15.00 |
| 58330 | HK Bank – Tencent R Bear CBBC Apr 2019 V | 50,000,000 | 2018/11/29 | 2019/04/18 | 12.50 |
| 58358 | J P Morgan SP BV – HKEX R Bull CBBC Apr 2019 G | 40,000,000 | 2018/11/29 | 2019/04/18 | 10.00 |
| 58348 | J P Morgan SP BV – HSI R Bull CBBC Oct 2020 L | 200,000,000 | 2018/11/29 | 2020/10/29 | 50.00 |
| 58363 | J P Morgan SP BV – HSI R Bull CBBC Nov 2020 G | 200,000,000 | 2018/11/29 | 2020/11/27 | 50.00 |
| 58364 | J P Morgan SP BV – HSI R Bull CBBC Dec 2020 T | 200,000,000 | 2018/11/29 | 2020/12/30 | 50.00 |
| 58349 | J P Morgan SP BV – HSI R Bear CBBC Mar 2019 A | 200,000,000 | 2018/11/29 | 2019/03/28 | 50.00 |
| 58359 | J P Morgan SP BV – HSI R Bear CBBC Mar 2019 C | 200,000,000 | 2018/11/29 | 2019/03/28 | 50.00 |
| 58360 | J P Morgan SP BV – HSI R Bear CBBC Mar 2019 E | 200,000,000 | 2018/11/29 | 2019/03/28 | 50.00 |
| 58361 | J P Morgan SP BV – HSI R Bear CBBC Oct 2020 A | 200,000,000 | 2018/11/29 | 2020/10/29 | 50.00 |
| 58357 | J P Morgan SP BV – Tencent R Bull CBBC Mar 2019 X | 50,000,000 | 2018/11/29 | 2019/03/08 | 12.50 |
| 58356 | J P Morgan SP BV – Tencent R Bear CBBC Mar 2019 Z | 50,000,000 | 2018/11/29 | 2019/03/08 | 12.50 |
| 58317 | Macquarie Bank Ltd. – Tencent R Bull CBBC Mar 2019 C | 33,100,000 | 2018/11/29 | 2019/03/07 | 10.59 |
| 58318 | Macquarie Bank Ltd. – Tencent R Bull CBBC Mar 2019 D | 25,100,000 | 2018/11/29 | 2019/03/07 | 10.47 |
| 58319 | Macquarie Bank Ltd. – Tencent R Bear CBBC Mar 2019 M | 31,500,000 | 2018/11/29 | 2019/03/22 | 10.65 |

主板 可收回牛熊證

| 股份代號 | 牛熊證 | 上市時之發行單位 | 上市日期 | 到期日 | 集資金額 (百萬港元) |
|-------|--|-------------|------------|------------|----------------|
| 58376 | SG Issuer – CNOOC R Bull CBBC Apr 2019 G | 40,000,000 | 2018/11/29 | 2019/04/16 | 10.00 |
| 58377 | SG Issuer – Galaxy Ent R Bull CBBC Aug 2019 B | 100,000,000 | 2018/11/29 | 2019/08/26 | 25.00 |
| 58367 | SG Issuer – HKEX R Bull CBBC Jul 2019 S | 50,000,000 | 2018/11/29 | 2019/07/10 | 12.50 |
| 58388 | SG Issuer – HSI R Bull CBBC Aug 2020 C | 200,000,000 | 2018/11/29 | 2020/08/28 | 50.00 |
| 58389 | SG Issuer – HSI R Bull CBBC Sep 2020 Q | 200,000,000 | 2018/11/29 | 2020/09/29 | 50.00 |
| 58390 | SG Issuer – HSI R Bull CBBC Nov 2020 P | 200,000,000 | 2018/11/29 | 2020/11/27 | 50.00 |
| 58397 | SG Issuer – HSI R Bull CBBC Nov 2020 Z | 200,000,000 | 2018/11/29 | 2020/11/27 | 50.00 |
| 58370 | SG Issuer – HSI R Bear CBBC Mar 2019 M | 200,000,000 | 2018/11/29 | 2019/03/28 | 50.00 |
| 58375 | SG Issuer – HSI R Bear CBBC Apr 2019 B | 200,000,000 | 2018/11/29 | 2019/04/29 | 50.00 |
| 58373 | SG Issuer – HSI R Bear CBBC Apr 2019 R | 200,000,000 | 2018/11/29 | 2019/04/29 | 50.00 |
| 58384 | SG Issuer – HSI R Bear CBBC Jul 2019 X | 200,000,000 | 2018/11/29 | 2019/07/30 | 50.00 |
| 58379 | SG Issuer – Ping An R Bull CBBC Apr 2019 U | 100,000,000 | 2018/11/29 | 2019/04/26 | 25.00 |
| 58368 | SG Issuer – SUNAC R Bull CBBC Apr 2020 C | 80,000,000 | 2018/11/29 | 2020/04/28 | 20.00 |
| 58381 | SG Issuer – Tencent R Bull CBBC Feb 2019 N | 80,000,000 | 2018/11/29 | 2019/02/28 | 20.00 |
| 58383 | SG Issuer – Tencent R Bull CBBC Mar 2019 Z | 80,000,000 | 2018/11/29 | 2019/03/11 | 20.00 |
| 58374 | SG Issuer – Tencent R Bear CBBC Mar 2019 J | 80,000,000 | 2018/11/29 | 2019/03/25 | 20.00 |
| 58369 | SG Issuer – Tencent R Bear CBBC Mar 2019 N | 80,000,000 | 2018/11/29 | 2019/03/29 | 20.00 |
| 58339 | UBS AG – HSI R Bull CBBC Oct 2020 H | 200,000,000 | 2018/11/29 | 2020/10/29 | 50.00 |
| 58344 | UBS AG – HSI R Bull CBBC Oct 2020 Z | 200,000,000 | 2018/11/29 | 2020/10/29 | 50.00 |
| 58345 | UBS AG – HSI R Bull CBBC Dec 2020 L | 200,000,000 | 2018/11/29 | 2020/12/30 | 50.00 |
| 58346 | UBS AG – HSI R Bull CBBC Dec 2020 M | 200,000,000 | 2018/11/29 | 2020/12/30 | 50.00 |
| 58342 | UBS AG – HSI R Bear CBBC Mar 2019 R | 200,000,000 | 2018/11/29 | 2019/03/28 | 50.00 |
| 58340 | UBS AG – HSI R Bear CBBC Mar 2019 T | 200,000,000 | 2018/11/29 | 2019/03/28 | 50.00 |
| 58343 | UBS AG – HSI R Bear CBBC Apr 2019 E | 200,000,000 | 2018/11/29 | 2019/04/29 | 50.00 |
| 58347 | UBS AG – Tencent R Bull CBBC Mar 2019 Y | 40,000,000 | 2018/11/29 | 2019/03/29 | 10.00 |
| 58341 | UBS AG – Tencent R Bear CBBC Mar 2019 N | 40,000,000 | 2018/11/29 | 2019/03/19 | 10.00 |
| 58299 | Bank Vontobel – CSPC Pharma R Bull CBBC Aug 2019 A | 40,000,000 | 2018/11/29 | 2019/08/23 | 10.00 |
| 58300 | Bank Vontobel – CSPC Pharma R Bull CBBC Nov 2019 A | 40,000,000 | 2018/11/29 | 2019/11/15 | 15.20 |
| 58301 | Bank Vontobel – PetroChina R Bull CBBC Oct 2019 A | 40,000,000 | 2018/11/29 | 2019/10/18 | 10.00 |
| 58303 | Bank Vontobel – Tencent R Bull CBBC Aug 2019 H | 40,000,000 | 2018/11/29 | 2019/08/16 | 10.00 |
| 58486 | BNP Paribas Issuance B.V. – Galaxy Ent R Bear CBBC Aug 2019R | 150,000,000 | 2018/11/30 | 2019/08/29 | 37.50 |
| 58424 | BNP Paribas Issuance B.V. – HSI R Bull CBBC Nov 2019 D | 250,000,000 | 2018/11/30 | 2019/11/28 | 62.50 |
| 58494 | BNP Paribas Issuance B.V. – HSI R Bull CBBC Nov 2019 F | 250,000,000 | 2018/11/30 | 2019/11/28 | 62.50 |
| 58423 | BNP Paribas Issuance B.V. – HSI R Bull CBBC Nov 2019 M | 250,000,000 | 2018/11/30 | 2019/11/28 | 62.50 |
| 58492 | BNP Paribas Issuance B.V. – HSI R Bear CBBC Apr 2019 F | 250,000,000 | 2018/11/30 | 2019/04/29 | 62.50 |
| 58493 | BNP Paribas Issuance B.V. – HSI R Bear CBBC Apr 2019 K | 250,000,000 | 2018/11/30 | 2019/04/29 | 62.50 |
| 58474 | BNP Paribas Issuance B.V. – Ping An R Bear CBBC Aug 2019 R | 200,000,000 | 2018/11/30 | 2019/08/29 | 50.00 |
| 58481 | BNP Paribas Issuance B.V. – Tencent R Bull CBBC Jun 2019 W | 50,000,000 | 2018/11/30 | 2019/06/27 | 12.50 |
| 60001 | Credit Suisse AG – HSI R Bull CBBC Sep 2020 X | 200,000,000 | 2018/11/30 | 2020/09/29 | 50.00 |
| 60004 | Credit Suisse AG – HSI R Bull CBBC Oct 2020 O | 200,000,000 | 2018/11/30 | 2020/10/29 | 50.00 |
| 59894 | Credit Suisse AG – HSI R Bull CBBC Dec 2020 C | 200,000,000 | 2018/11/30 | 2020/12/30 | 50.00 |
| 60094 | Credit Suisse AG – HSI R Bull CBBC Dec 2020 E | 200,000,000 | 2018/11/30 | 2020/12/30 | 50.00 |
| 60098 | Credit Suisse AG – HSI R Bear CBBC Mar 2019 Z | 200,000,000 | 2018/11/30 | 2019/03/28 | 50.00 |
| 60103 | Credit Suisse AG – HSI R Bear CBBC Apr 2019 C | 300,000,000 | 2018/11/30 | 2019/04/29 | 75.00 |
| 60006 | Credit Suisse AG – Tencent R Bull CBBC Nov 2019 B | 50,000,000 | 2018/11/30 | 2019/11/12 | 12.50 |

主板 可收回牛熊證

| 股份代號 | 牛熊證 | 上市時之發行單位 | 上市日期 | 到期日 | 集資金額 (百萬港元) |
|-------|---|-------------|------------|------------|----------------|
| 60159 | Goldman Sachs SP (Asia) – HSI R Bull CBBC Dec 2020 Z | 200,000,000 | 2018/11/30 | 2020/12/30 | 50.00 |
| 60170 | Goldman Sachs SP (Asia) – HSI R Bear CBBC Apr 2019 N | 200,000,000 | 2018/11/30 | 2019/04/29 | 50.00 |
| 60164 | Goldman Sachs SP (Asia) – Tencent R Bull CBBC Dec 2019 R | 100,000,000 | 2018/11/30 | 2019/12/30 | 25.00 |
| 58425 | HK Bank – HSI R Bull CBBC Sep 2019 G | 150,000,000 | 2018/11/30 | 2019/09/27 | 37.50 |
| 58431 | HK Bank – HSI R Bull CBBC Sep 2019 J | 150,000,000 | 2018/11/30 | 2019/09/27 | 37.50 |
| 58429 | HK Bank – ICBC R Bull CBBC May 2019 C | 100,000,000 | 2018/11/30 | 2019/05/06 | 25.00 |
| 58430 | HK Bank – ICBC R Bull CBBC May 2019 D | 100,000,000 | 2018/11/30 | 2019/05/14 | 25.00 |
| 58428 | HK Bank – Ping An R Bear CBBC Apr 2019 G | 80,000,000 | 2018/11/30 | 2019/04/15 | 20.00 |
| 58426 | HK Bank – Tencent R Bull CBBC Jun 2019 Q | 60,000,000 | 2018/11/30 | 2019/06/20 | 15.00 |
| 58427 | HK Bank – Tencent R Bear CBBC Apr 2019 W | 50,000,000 | 2018/11/30 | 2019/04/25 | 12.50 |
| 58443 | Haitong Int'l Sec – HSI R Bull CBBC Jan 2020 W | 120,000,000 | 2018/11/30 | 2020/01/30 | 30.00 |
| 58444 | Haitong Int'l Sec – HSI R Bull CBBC Jan 2020 X | 120,000,000 | 2018/11/30 | 2020/01/30 | 30.00 |
| 58445 | Haitong Int'l Sec – HSI R Bear CBBC Apr 2019 A | 120,000,000 | 2018/11/30 | 2019/04/29 | 30.00 |
| 58446 | Haitong Int'l Sec – HSI R Bear CBBC Apr 2019 B | 120,000,000 | 2018/11/30 | 2019/04/29 | 30.00 |
| 59684 | J P Morgan SP BV – HSI R Bull CBBC Nov 2020 J | 200,000,000 | 2018/11/30 | 2020/11/27 | 50.00 |
| 59792 | J P Morgan SP BV – HSI R Bull CBBC Dec 2020 M | 200,000,000 | 2018/11/30 | 2020/12/30 | 50.00 |
| 59803 | J P Morgan SP BV – HSI R Bear CBBC Mar 2019 F | 200,000,000 | 2018/11/30 | 2019/03/28 | 50.00 |
| 59886 | J P Morgan SP BV – HSI R Bear CBBC Mar 2019 G | 200,000,000 | 2018/11/30 | 2019/03/28 | 50.00 |
| 59726 | J P Morgan SP BV – Tencent R Bull CBBC Mar 2019 A | 50,000,000 | 2018/11/30 | 2019/03/08 | 12.50 |
| 58457 | Macquarie Bank Ltd. – China Mobile R Bull CBBC May 2019 A | 40,000,000 | 2018/11/30 | 2019/05/30 | 10.36 |
| 58461 | Macquarie Bank Ltd. – China Mobile R Bear CBBC May 2019 A | 35,000,000 | 2018/11/30 | 2019/05/30 | 10.33 |
| 58462 | Macquarie Bank Ltd. – HKEX R Bull CBBC May 2019 A | 30,000,000 | 2018/11/30 | 2019/05/30 | 10.95 |
| 58463 | Macquarie Bank Ltd. – HKEX R Bull CBBC May 2019 B | 25,000,000 | 2018/11/30 | 2019/05/30 | 10.90 |
| 58464 | Macquarie Bank Ltd. – HKEX R Bear CBBC May 2019 A | 30,000,000 | 2018/11/30 | 2019/05/30 | 10.80 |
| 58465 | Macquarie Bank Ltd. – HKEX R Bear CBBC May 2019 B | 25,000,000 | 2018/11/30 | 2019/05/30 | 10.95 |
| 58451 | Macquarie Bank Ltd. – HSBC R Bull CBBC May 2019 A | 40,000,000 | 2018/11/30 | 2019/05/30 | 10.32 |
| 58453 | Macquarie Bank Ltd. – HSBC R Bull CBBC May 2019 B | 40,000,000 | 2018/11/30 | 2019/05/30 | 10.32 |
| 58454 | Macquarie Bank Ltd. – HSBC R Bear CBBC May 2019 A | 40,000,000 | 2018/11/30 | 2019/05/30 | 10.32 |
| 58456 | Macquarie Bank Ltd. – HSBC R Bear CBBC May 2019 B | 35,500,000 | 2018/11/30 | 2019/05/30 | 10.30 |
| 58466 | Macquarie Bank Ltd. – Tencent R Bull CBBC Mar 2019 E | 35,800,000 | 2018/11/30 | 2019/03/11 | 10.63 |
| 58467 | Macquarie Bank Ltd. – Tencent R Bull CBBC Mar 2019 F | 26,600,000 | 2018/11/30 | 2019/03/11 | 10.48 |
| 58468 | Macquarie Bank Ltd. – Tencent R Bear CBBC Mar 2019 N | 27,600,000 | 2018/11/30 | 2019/03/25 | 10.57 |
| 58497 | UBS AG – HSI R Bull CBBC Nov 2020 T | 200,000,000 | 2018/11/30 | 2020/11/27 | 50.00 |
| 59069 | UBS AG – HSI R Bull CBBC Dec 2020 N | 200,000,000 | 2018/11/30 | 2020/12/30 | 50.00 |
| 58498 | UBS AG – HSI R Bull CBBC Dec 2020 O | 200,000,000 | 2018/11/30 | 2020/12/30 | 50.00 |
| 59050 | UBS AG – HSI R Bull CBBC Jan 2021 A | 200,000,000 | 2018/11/30 | 2021/01/28 | 50.00 |
| 59187 | UBS AG – HSI R Bear CBBC Mar 2019 W | 200,000,000 | 2018/11/30 | 2019/03/28 | 50.00 |
| 59070 | UBS AG – HSI R Bear CBBC Apr 2019 F | 200,000,000 | 2018/11/30 | 2019/04/29 | 50.00 |
| 59285 | UBS AG – HSI R Bear CBBC May 2019 I | 200,000,000 | 2018/11/30 | 2019/05/30 | 50.00 |
| 59598 | UBS AG – Tencent R Bull CBBC Mar 2019 Z | 40,000,000 | 2018/11/30 | 2019/03/21 | 10.00 |
| 59430 | UBS AG – Tencent R Bear CBBC Mar 2019 F | 40,000,000 | 2018/11/30 | 2019/03/12 | 10.00 |
| 59311 | UBS AG – Tencent R Bear CBBC Mar 2019 P | 40,000,000 | 2018/11/30 | 2019/03/08 | 10.00 |
| 58441 | Bank Vontobel – AAC Tech R Bull CBBC Jul 2019 A | 40,000,000 | 2018/11/30 | 2019/07/19 | 10.00 |
| 58442 | Bank Vontobel – AAC Tech R Bull CBBC Oct 2019 A | 40,000,000 | 2018/11/30 | 2019/10/18 | 10.00 |
| 58432 | Bank Vontobel – HSI R Bull CBBC May 2019 R | 80,000,000 | 2018/11/30 | 2019/05/30 | 20.00 |

主板 可收回牛熊證

| 股份代號 | 牛熊證 | 上市時之發行單位 | 上市日期 | 到期日 | 集資金額 (百萬港元) |
|-------|--|-------------|------------|------------|----------------|
| 58434 | Bank Vontobel – HSI R Bull CBBC May 2019 S | 80,000,000 | 2018/11/30 | 2019/05/30 | 20.00 |
| 58433 | Bank Vontobel – HSI N Bear CBBC Mar 2019 N | 80,000,000 | 2018/11/30 | 2019/03/28 | 20.00 |
| 58435 | Bank Vontobel – Ping An R Bull CBBC Aug 2019 D | 40,000,000 | 2018/11/30 | 2019/08/16 | 10.00 |
| 58439 | Bank Vontobel – Ping An R Bull CBBC Aug 2019 E | 40,000,000 | 2018/11/30 | 2019/08/23 | 10.00 |
| 60791 | BNP Paribas Issuance B.V. – HSI R Bull CBBC Nov 2019 G | 250,000,000 | 2018/12/03 | 2019/11/28 | 62.50 |
| 60794 | BNP Paribas Issuance B.V. – HSI R Bull CBBC Nov 2019 H | 250,000,000 | 2018/12/03 | 2019/11/28 | 62.50 |
| 60535 | BNP Paribas Issuance B.V. – HSI R Bull CBBC Nov 2019 J | 250,000,000 | 2018/12/03 | 2019/11/28 | 62.50 |
| 60544 | BNP Paribas Issuance B.V. – HSI R Bull CBBC Nov 2019 K | 250,000,000 | 2018/12/03 | 2019/11/28 | 62.50 |
| 60761 | BNP Paribas Issuance B.V. – HSI R Bull CBBC Nov 2019 L | 250,000,000 | 2018/12/03 | 2019/11/28 | 62.50 |
| 60810 | BNP Paribas Issuance B.V. – HSI R Bull CBBC Nov 2019 V | 250,000,000 | 2018/12/03 | 2019/11/28 | 62.50 |
| 60207 | BNP Paribas Issuance B.V. – HSI R Bear CBBC Apr 2019 G | 250,000,000 | 2018/12/03 | 2019/04/29 | 62.50 |
| 60191 | BNP Paribas Issuance B.V. – HSI R Bear CBBC Apr 2019 L | 250,000,000 | 2018/12/03 | 2019/04/29 | 62.50 |
| 60204 | BNP Paribas Issuance B.V. – HSI R Bear CBBC Apr 2019 M | 250,000,000 | 2018/12/03 | 2019/04/29 | 62.50 |
| 60799 | BNP Paribas Issuance B.V. – Tencent R Bull CBBC Jul 2019 J | 50,000,000 | 2018/12/03 | 2019/07/30 | 12.50 |
| 61963 | Credit Suisse AG – AIA R Bull CBBC Oct 2019 B | 70,000,000 | 2018/12/03 | 2019/10/22 | 17.50 |
| 61897 | Credit Suisse AG – China Mobile R Bull CBBC Dec 2019 A | 70,000,000 | 2018/12/03 | 2019/12/17 | 17.50 |
| 61806 | Credit Suisse AG – Galaxy Ent R Bull CBBC Oct 2019 B | 50,000,000 | 2018/12/03 | 2019/10/30 | 12.50 |
| 61802 | Credit Suisse AG – HSI R Bull CBBC Aug 2020 F | 200,000,000 | 2018/12/03 | 2020/08/28 | 50.00 |
| 61791 | Credit Suisse AG – HSI R Bull CBBC Sep 2020 Y | 200,000,000 | 2018/12/03 | 2020/09/29 | 50.00 |
| 62006 | Credit Suisse AG – HSI R Bull CBBC Dec 2020 U | 200,000,000 | 2018/12/03 | 2020/12/30 | 50.00 |
| 61707 | Credit Suisse AG – HSI R Bear CBBC Apr 2019 D | 200,000,000 | 2018/12/03 | 2019/04/29 | 50.00 |
| 61708 | Credit Suisse AG – HSI R Bear CBBC Apr 2019 E | 200,000,000 | 2018/12/03 | 2019/04/29 | 50.00 |
| 61779 | Credit Suisse AG – HSI R Bear CBBC May 2019 B | 200,000,000 | 2018/12/03 | 2019/05/30 | 50.00 |
| 61940 | Credit Suisse AG – PetroChina R Bull CBBC Oct 2019 A | 60,000,000 | 2018/12/03 | 2019/10/30 | 15.00 |
| 61833 | Credit Suisse AG – Sands China R Bull CBBC Nov 2019 A | 50,000,000 | 2018/12/03 | 2019/11/18 | 12.50 |
| 62038 | Credit Suisse AG – SUNAC R Bull CBBC Apr 2020 A | 80,000,000 | 2018/12/03 | 2020/04/09 | 20.00 |
| 61973 | Credit Suisse AG – Tencent R Bull CBBC Sep 2019 C | 50,000,000 | 2018/12/03 | 2019/09/13 | 12.50 |
| 61965 | Credit Suisse AG – Tencent R Bull CBBC Oct 2019 D | 50,000,000 | 2018/12/03 | 2019/10/08 | 12.50 |
| 60567 | Bank of East Asia – AIA R Bull CBBC Aug 2019 A | 40,000,000 | 2018/12/03 | 2019/08/28 | 10.00 |
| 60550 | Bank of East Asia – CC Bank R Bull CBBC Aug 2019 C | 60,000,000 | 2018/12/03 | 2019/08/28 | 15.00 |
| 60608 | Bank of East Asia – Galaxy Ent R Bull CBBC Aug 2019 C | 10,000,000 | 2018/12/03 | 2019/08/28 | 10.00 |
| 60614 | Bank of East Asia – HSBC R Bear CBBC Jul 2019 A | 50,000,000 | 2018/12/03 | 2019/07/18 | 12.50 |
| 60548 | Bank of East Asia – Ping An R Bear CBBC Aug 2019 C | 100,000,000 | 2018/12/03 | 2019/08/02 | 25.00 |
| 60581 | Bank of East Asia – Tencent R Bull CBBC Aug 2019 L | 30,000,000 | 2018/12/03 | 2019/08/28 | 24.00 |
| 60606 | Bank of East Asia – Tencent R Bull CBBC Aug 2019 M | 30,000,000 | 2018/12/03 | 2019/08/28 | 24.00 |
| 60389 | HK Bank – Geely Auto R Bear CBBC May 2019 A | 40,000,000 | 2018/12/03 | 2019/05/20 | 19.20 |
| 60398 | HK Bank – Galaxy Ent R Bull CBBC Jun 2019 H | 80,000,000 | 2018/12/03 | 2019/06/03 | 20.00 |
| 60391 | HK Bank – Galaxy Ent R Bear CBBC Jul 2019 A | 40,000,000 | 2018/12/03 | 2019/07/31 | 10.00 |
| 60520 | HK Bank – HKEX R Bull CBBC May 2019 G | 50,000,000 | 2018/12/03 | 2019/05/23 | 12.50 |
| 60442 | HK Bank – HSI R Bull CBBC Oct 2019 B | 150,000,000 | 2018/12/03 | 2019/10/30 | 37.50 |
| 60466 | HK Bank – HSI R Bear CBBC May 2019 I | 150,000,000 | 2018/12/03 | 2019/05/30 | 37.50 |
| 60506 | HK Bank – HSI R Bear CBBC May 2019 J | 150,000,000 | 2018/12/03 | 2019/05/30 | 37.50 |
| 60434 | HK Bank – PetroChina R Bear CBBC May 2019 A | 40,000,000 | 2018/12/03 | 2019/05/31 | 10.00 |
| 60509 | HK Bank – Tencent R Bull CBBC May 2019 J | 60,000,000 | 2018/12/03 | 2019/05/31 | 15.00 |
| 60863 | Haitong Int'l Sec – HSI R Bull CBBC Oct 2019 I | 120,000,000 | 2018/12/03 | 2019/10/30 | 30.00 |

主板 可收回牛熊證

| 股份代號 | 牛熊證 | 上市時之發行單位 | 上市日期 | 到期日 | 集資金額 (百萬港元) |
|-------|--|-------------|------------|------------|----------------|
| 60814 | Haitong Int'l Sec - HSI R Bull CBBC Dec 2019 Z | 120,000,000 | 2018/12/03 | 2019/12/30 | 30.00 |
| 60841 | Haitong Int'l Sec - HSI R Bull CBBC Jan 2020 Y | 120,000,000 | 2018/12/03 | 2020/01/30 | 30.00 |
| 60872 | Haitong Int'l Sec - HSI R Bear CBBC Mar 2019 N | 120,000,000 | 2018/12/03 | 2019/03/28 | 30.00 |
| 60881 | Haitong Int'l Sec - Tencent R Bull CBBC Jul 2019 B | 40,000,000 | 2018/12/03 | 2019/07/10 | 10.00 |
| 60891 | Haitong Int'l Sec - Tencent R Bull CBBC Jul 2019 C | 40,000,000 | 2018/12/03 | 2019/07/08 | 10.00 |
| 61165 | J P Morgan SP BV - AIA R Bull CBBC May 2019 A | 100,000,000 | 2018/12/03 | 2019/05/10 | 25.00 |
| 61163 | J P Morgan SP BV - Galaxy Ent R Bull CBBC Jun 2019 B | 100,000,000 | 2018/12/03 | 2019/06/14 | 25.00 |
| 61181 | J P Morgan SP BV - HSI R Bull CBBC Sep 2020 J | 200,000,000 | 2018/12/03 | 2020/09/29 | 50.00 |
| 61212 | J P Morgan SP BV - HSI R Bull CBBC Oct 2020 U | 200,000,000 | 2018/12/03 | 2020/10/29 | 50.00 |
| 61061 | J P Morgan SP BV - HSI R Bear CBBC Mar 2019 U | 200,000,000 | 2018/12/03 | 2019/03/28 | 50.00 |
| 61062 | J P Morgan SP BV - HSI R Bear CBBC Mar 2019 W | 200,000,000 | 2018/12/03 | 2019/03/28 | 50.00 |
| 61144 | J P Morgan SP BV - Tencent R Bull CBBC Apr 2019 P | 50,000,000 | 2018/12/03 | 2019/04/12 | 12.50 |
| 61075 | J P Morgan SP BV - Tencent R Bear CBBC Mar 2019 A | 50,000,000 | 2018/12/03 | 2019/03/15 | 12.50 |
| 60379 | Macquarie Bank Ltd. - Tencent R Bull CBBC Mar 2019 G | 24,200,000 | 2018/12/03 | 2019/03/27 | 10.53 |
| 60376 | Macquarie Bank Ltd. - Tencent R Bull CBBC Mar 2019 I | 32,000,000 | 2018/12/03 | 2019/03/25 | 10.66 |
| 60383 | Macquarie Bank Ltd. - Tencent R Bear CBBC Mar 2019 O | 24,300,000 | 2018/12/03 | 2019/03/27 | 10.50 |
| 61469 | SG Issuer - AIA R Bull CBBC Jul 2019 P | 60,000,000 | 2018/12/03 | 2019/07/12 | 15.00 |
| 61487 | SG Issuer - China Mobile R Bear CBBC Apr 2019 H | 100,000,000 | 2018/12/03 | 2019/04/18 | 25.00 |
| 61352 | SG Issuer - CC Bank R Bull CBBC Aug 2019 U | 100,000,000 | 2018/12/03 | 2019/08/08 | 25.00 |
| 61492 | SG Issuer - Galaxy Ent R Bull CBBC Aug 2019 C | 100,000,000 | 2018/12/03 | 2019/08/29 | 25.00 |
| 61266 | SG Issuer - Galaxy Ent R Bear CBBC Jun 2019 F | 100,000,000 | 2018/12/03 | 2019/06/28 | 25.00 |
| 61426 | SG Issuer - HKEX R Bull CBBC Jul 2019 T | 50,000,000 | 2018/12/03 | 2019/07/15 | 12.50 |
| 61523 | SG Issuer - HSBC R Bull CBBC Aug 2019 A | 100,000,000 | 2018/12/03 | 2019/08/30 | 25.00 |
| 61493 | SG Issuer - HSBC R Bear CBBC Apr 2019 J | 100,000,000 | 2018/12/03 | 2019/04/25 | 25.00 |
| 61649 | SG Issuer - HSI R Bull CBBC Aug 2020 F | 200,000,000 | 2018/12/03 | 2020/08/28 | 50.00 |
| 61658 | SG Issuer - HSI R Bull CBBC Aug 2020 M | 200,000,000 | 2018/12/03 | 2020/08/28 | 50.00 |
| 61668 | SG Issuer - HSI R Bull CBBC Sep 2020 V | 200,000,000 | 2018/12/03 | 2020/09/29 | 50.00 |
| 61688 | SG Issuer - HSI R Bull CBBC Sep 2020 W | 200,000,000 | 2018/12/03 | 2020/09/29 | 50.00 |
| 61700 | SG Issuer - HSI R Bull CBBC Sep 2020 X | 200,000,000 | 2018/12/03 | 2020/09/29 | 50.00 |
| 61704 | SG Issuer - HSI R Bull CBBC Nov 2020 T | 200,000,000 | 2018/12/03 | 2020/11/27 | 50.00 |
| 61468 | SG Issuer - HSI R Bull CBBC Dec 2020 R | 400,000,000 | 2018/12/03 | 2020/12/30 | 100.00 |
| 61228 | SG Issuer - HSI R Bear CBBC Mar 2019 E | 200,000,000 | 2018/12/03 | 2019/03/28 | 50.00 |
| 61235 | SG Issuer - HSI R Bear CBBC Mar 2019 V | 200,000,000 | 2018/12/03 | 2019/03/28 | 50.00 |
| 61603 | SG Issuer - HSI R Bear CBBC Apr 2019 C | 200,000,000 | 2018/12/03 | 2019/04/29 | 50.00 |
| 61236 | SG Issuer - HSI R Bear CBBC Apr 2019 S | 200,000,000 | 2018/12/03 | 2019/04/29 | 50.00 |
| 61246 | SG Issuer - HSI R Bear CBBC May 2019 V | 200,000,000 | 2018/12/03 | 2019/05/30 | 50.00 |
| 61259 | SG Issuer - HSI R Bear CBBC Jul 2019 Y | 400,000,000 | 2018/12/03 | 2019/07/30 | 100.00 |
| 61466 | SG Issuer - ICBC R Bull CBBC Aug 2019 I | 60,000,000 | 2018/12/03 | 2019/08/07 | 15.00 |
| 61540 | SG Issuer - ICBC R Bear CBBC May 2019 B | 60,000,000 | 2018/12/03 | 2019/05/30 | 15.00 |
| 61558 | SG Issuer - Sands China R Bull CBBC Nov 2019 D | 80,000,000 | 2018/12/03 | 2019/11/29 | 20.00 |
| 61565 | SG Issuer - Tencent R Bull CBBC Mar 2019 Q | 80,000,000 | 2018/12/03 | 2019/03/11 | 20.00 |
| 61569 | SG Issuer - Tencent R Bull CBBC Apr 2019 W | 80,000,000 | 2018/12/03 | 2019/04/16 | 20.00 |
| 61577 | SG Issuer - Tencent R Bull CBBC Apr 2019 X | 80,000,000 | 2018/12/03 | 2019/04/18 | 20.00 |
| 61341 | SG Issuer - Tencent R Bear CBBC Mar 2019 B | 80,000,000 | 2018/12/03 | 2019/03/29 | 20.00 |
| 61338 | SG Issuer - Tencent R Bear CBBC Mar 2019 R | 80,000,000 | 2018/12/03 | 2019/03/28 | 20.00 |

主板 可收回牛熊證

| 股份代號 | 牛熊證 | 上市時之發行單位 | 上市日期 | 到期日 | 集資金額 (百萬港元) |
|-------|---|-------------|------------|------------|----------------|
| 60736 | UBS AG – CC Bank R Bull CBBC Sep 2019 A | 80,000,000 | 2018/12/03 | 2019/09/23 | 20.00 |
| 60749 | UBS AG – Galaxy Ent R Bull CBBC Sep 2019 A | 40,000,000 | 2018/12/03 | 2019/09/23 | 10.00 |
| 60892 | UBS AG – HSI R Bull CBBC Oct 2020 U | 200,000,000 | 2018/12/03 | 2020/10/29 | 50.00 |
| 60899 | UBS AG – HSI R Bull CBBC Nov 2020 H | 200,000,000 | 2018/12/03 | 2020/11/27 | 50.00 |
| 60910 | UBS AG – HSI R Bull CBBC Dec 2020 P | 200,000,000 | 2018/12/03 | 2020/12/30 | 50.00 |
| 61021 | UBS AG – HSI R Bull CBBC Dec 2020 Q | 200,000,000 | 2018/12/03 | 2020/12/30 | 50.00 |
| 60930 | UBS AG – HSI R Bull CBBC Jan 2021 B | 200,000,000 | 2018/12/03 | 2021/01/28 | 50.00 |
| 60949 | UBS AG – HSI R Bull CBBC Jan 2021 C | 200,000,000 | 2018/12/03 | 2021/01/28 | 50.00 |
| 60691 | UBS AG – HSI R Bear CBBC Mar 2019 G | 200,000,000 | 2018/12/03 | 2019/03/28 | 50.00 |
| 60678 | UBS AG – HSI R Bear CBBC Mar 2019 Z | 200,000,000 | 2018/12/03 | 2019/03/28 | 50.00 |
| 60616 | UBS AG – HSI R Bear CBBC Apr 2019 C | 200,000,000 | 2018/12/03 | 2019/04/29 | 50.00 |
| 60968 | UBS AG – HSI R Bear CBBC Apr 2019 D | 200,000,000 | 2018/12/03 | 2019/04/29 | 50.00 |
| 60974 | UBS AG – HSI R Bear CBBC Apr 2019 G | 200,000,000 | 2018/12/03 | 2019/04/29 | 50.00 |
| 60988 | UBS AG – HSI R Bear CBBC Apr 2019 H | 200,000,000 | 2018/12/03 | 2019/04/29 | 50.00 |
| 60733 | UBS AG – ICBC R Bull CBBC May 2019 A | 100,000,000 | 2018/12/03 | 2019/05/06 | 25.00 |
| 60734 | UBS AG – Sands China R Bull CBBC Sep 2019 A | 100,000,000 | 2018/12/03 | 2019/09/23 | 25.00 |
| 60952 | UBS AG – Tencent R Bull CBBC Mar 2019 M | 40,000,000 | 2018/12/03 | 2019/03/12 | 10.00 |
| 60699 | UBS AG – Tencent R Bear CBBC Mar 2019 G | 40,000,000 | 2018/12/03 | 2019/03/07 | 10.00 |
| 60302 | Bank Vontobel – HKEX R Bull CBBC Jun 2019 A | 40,000,000 | 2018/12/03 | 2019/06/21 | 10.00 |
| 60311 | Bank Vontobel – HKEX R Bull CBBC Oct 2019 C | 40,000,000 | 2018/12/03 | 2019/10/18 | 10.80 |
| 60318 | Bank Vontobel – HSI R Bull CBBC May 2019 T | 80,000,000 | 2018/12/03 | 2019/05/30 | 20.00 |
| 60221 | Bank Vontobel – HSI R Bear CBBC Mar 2019 O | 80,000,000 | 2018/12/03 | 2019/03/28 | 20.00 |
| 60293 | Bank Vontobel – Ping An R Bull CBBC Aug 2019 F | 40,000,000 | 2018/12/03 | 2019/08/16 | 10.00 |
| 60314 | Bank Vontobel – Tencent R Bull CBBC Aug 2019 I | 40,000,000 | 2018/12/03 | 2019/08/16 | 10.00 |
| 60546 | Bank Vontobel – Tencent R Bear CBBC Jul 2019 D | 40,000,000 | 2018/12/03 | 2019/07/19 | 10.00 |
| 63198 | Credit Suisse AG – HSBC R Bull CBBC Sep 2019 C | 100,000,000 | 2018/12/04 | 2019/09/06 | 25.00 |
| 63173 | Credit Suisse AG – HSI R Bull CBBC Sep 2020 Z | 200,000,000 | 2018/12/04 | 2020/09/29 | 50.00 |
| 63161 | Credit Suisse AG – HSI R Bull CBBC Oct 2020 E | 200,000,000 | 2018/12/04 | 2020/10/29 | 50.00 |
| 63172 | Credit Suisse AG – HSI R Bull CBBC Dec 2020 W | 200,000,000 | 2018/12/04 | 2020/12/30 | 50.00 |
| 63355 | Credit Suisse AG – HSI R Bear CBBC Apr 2019 F | 200,000,000 | 2018/12/04 | 2019/04/29 | 50.00 |
| 63325 | Credit Suisse AG – Ping An R Bull CBBC Nov 2019 C | 80,000,000 | 2018/12/04 | 2019/11/26 | 20.00 |
| 63358 | Credit Suisse AG – Tencent R Bull CBBC Dec 2019 A | 50,000,000 | 2018/12/04 | 2019/12/17 | 12.50 |
| 63018 | Goldman Sachs SP (Asia) – CC Bank R Bull CBBC Jun 2019 R | 100,000,000 | 2018/12/04 | 2019/06/25 | 25.00 |
| 63016 | Goldman Sachs SP (Asia) – Galaxy Ent R Bull CBBC Feb 2020 B | 100,000,000 | 2018/12/04 | 2020/02/14 | 25.00 |
| 62997 | Goldman Sachs SP (Asia) – HKEX R Bull CBBC Dec 2019 G | 100,000,000 | 2018/12/04 | 2019/12/30 | 25.00 |
| 63012 | Goldman Sachs SP (Asia) – HSBC R Bull CBBC Dec 2019 B | 100,000,000 | 2018/12/04 | 2019/12/30 | 25.00 |
| 63037 | Goldman Sachs SP (Asia) – HSCEI R Bull CBBC Oct 2019 L | 200,000,000 | 2018/12/04 | 2019/10/30 | 50.00 |
| 62910 | Goldman Sachs SP (Asia) – HSI R Bull CBBC Nov 2020 G | 200,000,000 | 2018/12/04 | 2020/11/27 | 50.00 |
| 62830 | Goldman Sachs SP (Asia) – HSI R Bull CBBC Nov 2020 T | 200,000,000 | 2018/12/04 | 2020/11/27 | 50.00 |
| 62854 | Goldman Sachs SP (Asia) – HSI R Bull CBBC Nov 2020 W | 200,000,000 | 2018/12/04 | 2020/11/27 | 50.00 |
| 62857 | Goldman Sachs SP (Asia) – HSI R Bull CBBC Nov 2020 X | 200,000,000 | 2018/12/04 | 2020/11/27 | 50.00 |
| 62881 | Goldman Sachs SP (Asia) – HSI R Bear CBBC Apr 2019 O | 200,000,000 | 2018/12/04 | 2019/04/29 | 50.00 |
| 62977 | Goldman Sachs SP (Asia) – Ping An R Bull CBBC Dec 2020 B | 100,000,000 | 2018/12/04 | 2020/12/30 | 25.00 |
| 62913 | Goldman Sachs SP (Asia) – Tencent R Bull CBBC Dec 2019 S | 100,000,000 | 2018/12/04 | 2019/12/30 | 25.00 |
| 62914 | Goldman Sachs SP (Asia) – Tencent R Bull CBBC Dec 2019 T | 100,000,000 | 2018/12/04 | 2019/12/30 | 25.00 |

主板 可收回牛熊證

| 股份 代號 | 牛熊證 | 上市時之 發行單位 | 上市日期 | 到期日 | 集資金額 (百萬港元) |
|----------|--|--------------|------------|------------|----------------|
| 62201 | HK Bank – Galaxy Ent R Bear CBBC Jul 2019 B | 40,000,000 | 2018/12/04 | 2019/07/24 | 10.00 |
| 62051 | HK Bank – HSI R Bull CBBC Sep 2019 K | 100,000,000 | 2018/12/04 | 2019/09/27 | 25.00 |
| 62086 | HK Bank – HSI R Bull CBBC Sep 2019 L | 150,000,000 | 2018/12/04 | 2019/09/27 | 37.50 |
| 62120 | HK Bank – HSI R Bear CBBC Apr 2019 R | 150,000,000 | 2018/12/04 | 2019/04/29 | 37.50 |
| 62140 | HK Bank – Tencent R Bull CBBC Apr 2019 B | 60,000,000 | 2018/12/04 | 2019/04/30 | 15.00 |
| 62376 | Haitong Int'l Sec – HSI R Bull CBBC Oct 2019 J | 120,000,000 | 2018/12/04 | 2019/10/30 | 30.00 |
| 62370 | Haitong Int'l Sec – HSI R Bull CBBC Nov 2019 U | 120,000,000 | 2018/12/04 | 2019/11/28 | 30.00 |
| 62393 | Haitong Int'l Sec – HSI R Bear CBBC Apr 2019 C | 120,000,000 | 2018/12/04 | 2019/04/29 | 30.00 |
| 62766 | J P Morgan SP BV – HSI R Bull CBBC Sep 2020 M | 200,000,000 | 2018/12/04 | 2020/09/29 | 50.00 |
| 62773 | J P Morgan SP BV – HSI R Bull CBBC Dec 2020 N | 200,000,000 | 2018/12/04 | 2020/12/30 | 50.00 |
| 62777 | J P Morgan SP BV – HSI R Bear CBBC Mar 2019 X | 200,000,000 | 2018/12/04 | 2019/03/28 | 50.00 |
| 62809 | J P Morgan SP BV – Ping An R Bull CBBC Apr 2019 D | 100,000,000 | 2018/12/04 | 2019/04/12 | 25.00 |
| 62782 | J P Morgan SP BV – Tencent R Bull CBBC Apr 2019 Q | 50,000,000 | 2018/12/04 | 2019/04/12 | 12.50 |
| 62350 | Macquarie Bank Ltd. – Tencent R Bull CBBC Mar 2019 H | 26,500,000 | 2018/12/04 | 2019/03/11 | 10.47 |
| 62338 | Macquarie Bank Ltd. – Tencent R Bull CBBC Mar 2019 J | 35,700,000 | 2018/12/04 | 2019/03/11 | 10.64 |
| 62359 | Macquarie Bank Ltd. – Tencent R Bear CBBC Mar 2019 P | 22,700,000 | 2018/12/04 | 2019/03/29 | 10.51 |
| 63049 | SG Issuer – Galaxy Ent R Bull CBBC Jul 2019 O | 100,000,000 | 2018/12/04 | 2019/07/29 | 25.00 |
| 63041 | SG Issuer – Galaxy Ent R Bear CBBC Jul 2019 P | 100,000,000 | 2018/12/04 | 2019/07/25 | 25.00 |
| 63124 | SG Issuer – HKEX R Bear CBBC Mar 2019 P | 50,000,000 | 2018/12/04 | 2019/03/29 | 12.50 |
| 63119 | SG Issuer – HSI R Bull CBBC Jul 2020 H | 200,000,000 | 2018/12/04 | 2020/07/30 | 50.00 |
| 63107 | SG Issuer – HSI R Bull CBBC Aug 2020 J | 200,000,000 | 2018/12/04 | 2020/08/28 | 50.00 |
| 63120 | SG Issuer – HSI R Bull CBBC Aug 2020 K | 200,000,000 | 2018/12/04 | 2020/08/28 | 50.00 |
| 63081 | SG Issuer – HSI R Bull CBBC Dec 2020 V | 400,000,000 | 2018/12/04 | 2020/12/30 | 100.00 |
| 63086 | SG Issuer – HSI R Bull CBBC Dec 2020 Z | 200,000,000 | 2018/12/04 | 2020/12/30 | 50.00 |
| 63111 | SG Issuer – HSI R Bear CBBC Apr 2019 V | 200,000,000 | 2018/12/04 | 2019/04/29 | 50.00 |
| 63091 | SG Issuer – PetroChina R Bull CBBC Aug 2019 D | 40,000,000 | 2018/12/04 | 2019/08/06 | 10.00 |
| 63103 | SG Issuer – Ping An R Bull CBBC Aug 2019 I | 100,000,000 | 2018/12/04 | 2019/08/02 | 25.00 |
| 63102 | SG Issuer – Ping An R Bear CBBC May 2019 C | 100,000,000 | 2018/12/04 | 2019/05/06 | 25.00 |
| 63126 | SG Issuer – Tencent R Bull CBBC Mar 2019 T | 80,000,000 | 2018/12/04 | 2019/03/15 | 20.00 |
| 63133 | SG Issuer – Tencent R Bull CBBC Apr 2019 Y | 80,000,000 | 2018/12/04 | 2019/04/08 | 20.00 |
| 63142 | SG Issuer – Tencent R Bull CBBC Apr 2019 Z | 80,000,000 | 2018/12/04 | 2019/04/15 | 20.00 |
| 63057 | SG Issuer – Tencent R Bear CBBC Mar 2019 K | 80,000,000 | 2018/12/04 | 2019/03/18 | 20.00 |
| 63064 | SG Issuer – Tencent R Bear CBBC Mar 2019 O | 80,000,000 | 2018/12/04 | 2019/03/27 | 20.00 |
| 63156 | SG Issuer – Tencent R Bear CBBC Apr 2019 E | 80,000,000 | 2018/12/04 | 2019/04/15 | 20.00 |
| 62550 | UBS AG – HSI R Bull CBBC Sep 2020 W | 200,000,000 | 2018/12/04 | 2020/09/29 | 50.00 |
| 62454 | UBS AG – HSI R Bull CBBC Oct 2020 W | 200,000,000 | 2018/12/04 | 2020/10/29 | 50.00 |
| 62538 | UBS AG – HSI R Bull CBBC Oct 2020 Y | 200,000,000 | 2018/12/04 | 2020/10/29 | 50.00 |
| 62490 | UBS AG – HSI R Bull CBBC Nov 2020 R | 200,000,000 | 2018/12/04 | 2020/11/27 | 50.00 |
| 62547 | UBS AG – HSI R Bull CBBC Nov 2020 U | 200,000,000 | 2018/12/04 | 2020/11/27 | 50.00 |
| 62499 | UBS AG – HSI R Bull CBBC Dec 2020 R | 200,000,000 | 2018/12/04 | 2020/12/30 | 50.00 |
| 62517 | UBS AG – HSI R Bull CBBC Dec 2020 S | 200,000,000 | 2018/12/04 | 2020/12/30 | 50.00 |
| 62649 | UBS AG – HSI R Bear CBBC Mar 2019 H | 200,000,000 | 2018/12/04 | 2019/03/28 | 50.00 |
| 62730 | UBS AG – HSI R Bear CBBC Mar 2019 Q | 200,000,000 | 2018/12/04 | 2019/03/28 | 50.00 |
| 62749 | UBS AG – HSI R Bear CBBC Apr 2019 I | 200,000,000 | 2018/12/04 | 2019/04/29 | 50.00 |
| 62733 | UBS AG – Ping An R Bear CBBC Mar 2019 J | 100,000,000 | 2018/12/04 | 2019/03/25 | 25.00 |

主板 可收回牛熊證

| 股份代號 | 牛熊證 | 上市時之發行單位 | 上市日期 | 到期日 | 集資金額 (百萬港元) |
|-------|--|-------------|------------|------------|----------------|
| 62677 | UBS AG – Tencent R Bull CBBC Apr 2019 B | 40,000,000 | 2018/12/04 | 2019/04/03 | 10.00 |
| 62564 | UBS AG – Tencent R Bear CBBC Mar 2019 O | 40,000,000 | 2018/12/04 | 2019/03/20 | 10.00 |
| 62334 | Bank Vontobel – Conch Cement R Bull CBBC Jul 2019 A | 40,000,000 | 2018/12/04 | 2019/07/19 | 10.00 |
| 62282 | Bank Vontobel – Country Garden R Bull CBBC Aug 2019 A | 40,000,000 | 2018/12/04 | 2019/08/09 | 10.00 |
| 62301 | Bank Vontobel – Country Garden R Bull CBBC Nov 2019 A | 40,000,000 | 2018/12/04 | 2019/11/08 | 10.00 |
| 62273 | Bank Vontobel – CC Bank R Bull CBBC Jul 2019 C | 40,000,000 | 2018/12/04 | 2019/07/19 | 10.00 |
| 62245 | Bank Vontobel – Tencent R Bull CBBC Aug 2019 J | 40,000,000 | 2018/12/04 | 2019/08/16 | 10.00 |
| 63808 | BNP Paribas Issuance B.V. – Galaxy Ent R Bull CBBC Nov 2019Y | 150,000,000 | 2018/12/05 | 2019/11/28 | 37.50 |
| 63820 | BNP Paribas Issuance B.V. – Galaxy Ent R Bear CBBC Aug 2019S | 150,000,000 | 2018/12/05 | 2019/08/29 | 37.50 |
| 63553 | BNP Paribas Issuance B.V. – HSI R Bull CBBC Nov 2019 S | 250,000,000 | 2018/12/05 | 2019/11/28 | 62.50 |
| 63566 | BNP Paribas Issuance B.V. – HSI R Bull CBBC Nov 2019 T | 250,000,000 | 2018/12/05 | 2019/11/28 | 62.50 |
| 63572 | BNP Paribas Issuance B.V. – HSI R Bull CBBC Nov 2020 A | 250,000,000 | 2018/12/05 | 2020/11/27 | 62.50 |
| 63589 | BNP Paribas Issuance B.V. – HSI R Bull CBBC Nov 2020 B | 250,000,000 | 2018/12/05 | 2020/11/27 | 62.50 |
| 63826 | BNP Paribas Issuance B.V. – HSI R Bull CBBC Nov 2020 C | 250,000,000 | 2018/12/05 | 2020/11/27 | 62.50 |
| 63537 | BNP Paribas Issuance B.V. – HSI R Bear CBBC Apr 2019 H | 250,000,000 | 2018/12/05 | 2019/04/29 | 62.50 |
| 63738 | BNP Paribas Issuance B.V. – HSI R Bear CBBC Apr 2019 O | 250,000,000 | 2018/12/05 | 2019/04/29 | 62.50 |
| 63759 | BNP Paribas Issuance B.V. – HSI R Bear CBBC Apr 2019 P | 250,000,000 | 2018/12/05 | 2019/04/29 | 62.50 |
| 63774 | BNP Paribas Issuance B.V. – Tencent R Bull CBBC Jun 2019 P | 50,000,000 | 2018/12/05 | 2019/06/27 | 12.50 |
| 63801 | BNP Paribas Issuance B.V. – Tencent R Bull CBBC Jun 2019 S | 50,000,000 | 2018/12/05 | 2019/06/27 | 12.50 |
| 63800 | BNP Paribas Issuance B.V. – Tencent R Bull CBBC Jul 2019 F | 50,000,000 | 2018/12/05 | 2019/07/30 | 12.50 |
| 63807 | BNP Paribas Issuance B.V. – Tencent R Bear CBBC Nov 2019 D | 50,000,000 | 2018/12/05 | 2019/11/28 | 12.50 |
| 64144 | Credit Suisse AG – Geely Auto R Bull CBBC Dec 2019 A | 40,000,000 | 2018/12/05 | 2019/12/16 | 10.00 |
| 64145 | Credit Suisse AG – Galaxy Ent R Bull CBBC Nov 2019 B | 50,000,000 | 2018/12/05 | 2019/11/27 | 12.50 |
| 64199 | Credit Suisse AG – HSI R Bull CBBC Aug 2020 G | 200,000,000 | 2018/12/05 | 2020/08/28 | 50.00 |
| 64204 | Credit Suisse AG – HSI R Bull CBBC Sep 2020 A | 200,000,000 | 2018/12/05 | 2020/09/29 | 50.00 |
| 64205 | Credit Suisse AG – HSI R Bull CBBC Oct 2020 M | 200,000,000 | 2018/12/05 | 2020/10/29 | 50.00 |
| 64207 | Credit Suisse AG – HSI R Bull CBBC Dec 2020 X | 200,000,000 | 2018/12/05 | 2020/12/30 | 50.00 |
| 64142 | Credit Suisse AG – HSI R Bear CBBC Mar 2019 C | 200,000,000 | 2018/12/05 | 2019/03/28 | 50.00 |
| 64134 | Credit Suisse AG – HSI R Bear CBBC Mar 2019 Y | 200,000,000 | 2018/12/05 | 2019/03/28 | 50.00 |
| 64143 | Credit Suisse AG – HSI R Bear CBBC Apr 2019 G | 200,000,000 | 2018/12/05 | 2019/04/29 | 50.00 |
| 64147 | Credit Suisse AG – Ping An R Bull CBBC Dec 2019 A | 80,000,000 | 2018/12/05 | 2019/12/10 | 20.00 |
| 64189 | Credit Suisse AG – Tencent R Bull CBBC Sep 2019 D | 50,000,000 | 2018/12/05 | 2019/09/10 | 12.50 |
| 64150 | Credit Suisse AG – Tencent R Bull CBBC Oct 2019 E | 50,000,000 | 2018/12/05 | 2019/10/23 | 12.50 |
| 64149 | Credit Suisse AG – Tencent R Bear CBBC Aug 2019 D | 50,000,000 | 2018/12/05 | 2019/08/09 | 12.50 |
| 64564 | Goldman Sachs SP (Asia) – Galaxy Ent R Bull CBBC Feb 2020 C | 100,000,000 | 2018/12/05 | 2020/02/14 | 25.00 |
| 64566 | Goldman Sachs SP (Asia) – HKEX R Bull CBBC Dec 2019 H | 100,000,000 | 2018/12/05 | 2019/12/30 | 25.00 |
| 64472 | Goldman Sachs SP (Asia) – HSI R Bull CBBC Nov 2020 F | 200,000,000 | 2018/12/05 | 2020/11/27 | 50.00 |
| 64493 | Goldman Sachs SP (Asia) – HSI R Bull CBBC Nov 2020 M | 200,000,000 | 2018/12/05 | 2020/11/27 | 50.00 |
| 64466 | Goldman Sachs SP (Asia) – HSI R Bull CBBC Nov 2020 P | 200,000,000 | 2018/12/05 | 2020/11/27 | 50.00 |
| 64471 | Goldman Sachs SP (Asia) – HSI R Bull CBBC Nov 2020 R | 200,000,000 | 2018/12/05 | 2020/11/27 | 50.00 |
| 64506 | Goldman Sachs SP (Asia) – HSI R Bull CBBC Dec 2020 K | 200,000,000 | 2018/12/05 | 2020/12/30 | 50.00 |
| 63371 | Goldman Sachs SP (Asia) – HSI R Bear CBBC Apr 2019 P | 200,000,000 | 2018/12/05 | 2019/04/29 | 50.00 |
| 63638 | Goldman Sachs SP (Asia) – HSI R Bear CBBC Apr 2019 Q | 200,000,000 | 2018/12/05 | 2019/04/29 | 50.00 |
| 63653 | Goldman Sachs SP (Asia) – HSI R Bear CBBC Apr 2019 R | 200,000,000 | 2018/12/05 | 2019/04/29 | 50.00 |
| 64548 | Goldman Sachs SP (Asia) – Ping An R Bull CBBC Dec 2020 C | 100,000,000 | 2018/12/05 | 2020/12/30 | 25.00 |

主板 可收回牛熊證

| 股份 代號 | 牛熊證 | 上市時之 發行單位 | 上市日期 | 到期日 | 集資金額 (百萬港元) |
|----------|--|--------------|------------|------------|----------------|
| 64514 | Goldman Sachs SP (Asia) – Tencent R Bull CBBC Dec 2019 U | 100,000,000 | 2018/12/05 | 2019/12/30 | 25.00 |
| 64534 | Goldman Sachs SP (Asia) – Tencent R Bull CBBC Dec 2019 V | 100,000,000 | 2018/12/05 | 2019/12/30 | 25.00 |
| 64536 | Goldman Sachs SP (Asia) – Tencent R Bull CBBC Dec 2019 W | 100,000,000 | 2018/12/05 | 2019/12/30 | 25.00 |
| 63393 | Goldman Sachs SP (Asia) – Tencent R Bear CBBC Mar 2019 D | 100,000,000 | 2018/12/05 | 2019/03/11 | 25.00 |
| 63433 | HK Bank – HKEX R Bear CBBC Jul 2019 A | 40,000,000 | 2018/12/05 | 2019/07/31 | 16.00 |
| 63498 | HK Bank – HSI R Bull CBBC Oct 2019 C | 150,000,000 | 2018/12/05 | 2019/10/30 | 37.50 |
| 63515 | HK Bank – HSI R Bear CBBC Oct 2019 A | 150,000,000 | 2018/12/05 | 2019/10/30 | 42.00 |
| 63429 | HK Bank – Ping An R Bull CBBC Apr 2019 H | 100,000,000 | 2018/12/05 | 2019/04/30 | 25.00 |
| 63461 | HK Bank – Sunny Optical R Bull CBBC Jun 2019 A | 40,000,000 | 2018/12/05 | 2019/06/28 | 10.00 |
| 63412 | HK Bank – Tencent R Bull CBBC May 2019 K | 60,000,000 | 2018/12/05 | 2019/05/31 | 15.00 |
| 63414 | HK Bank – Tencent R Bull CBBC May 2019 L | 60,000,000 | 2018/12/05 | 2019/05/31 | 15.00 |
| 63967 | Haitong Int'l Sec – HSI R Bull CBBC Nov 2019 V | 120,000,000 | 2018/12/05 | 2019/11/28 | 30.00 |
| 63970 | Haitong Int'l Sec – HSI R Bull CBBC Nov 2019 W | 120,000,000 | 2018/12/05 | 2019/11/28 | 30.00 |
| 63976 | Haitong Int'l Sec – HSI R Bull CBBC Dec 2019 C | 120,000,000 | 2018/12/05 | 2019/12/30 | 30.00 |
| 63987 | Haitong Int'l Sec – HSI R Bear CBBC Mar 2019 O | 120,000,000 | 2018/12/05 | 2019/03/28 | 30.00 |
| 63928 | Haitong Int'l Sec – Tencent R Bull CBBC Jul 2019 D | 40,000,000 | 2018/12/05 | 2019/07/04 | 10.00 |
| 63934 | Haitong Int'l Sec – Tencent R Bull CBBC Jul 2019 E | 40,000,000 | 2018/12/05 | 2019/07/04 | 10.00 |
| 63954 | Haitong Int'l Sec – Tencent R Bull CBBC Jul 2019 F | 40,000,000 | 2018/12/05 | 2019/07/08 | 10.00 |
| 63966 | Haitong Int'l Sec – Tencent R Bear CBBC Apr 2019 P | 40,000,000 | 2018/12/05 | 2019/04/11 | 10.00 |
| 64040 | J P Morgan SP BV – HKEX R Bull CBBC Apr 2019 H | 40,000,000 | 2018/12/05 | 2019/04/18 | 10.00 |
| 64102 | J P Morgan SP BV – HSI R Bull CBBC Sep 2020 K | 200,000,000 | 2018/12/05 | 2020/09/29 | 50.00 |
| 64079 | J P Morgan SP BV – HSI R Bull CBBC Sep 2020 U | 200,000,000 | 2018/12/05 | 2020/09/29 | 50.00 |
| 64122 | J P Morgan SP BV – HSI R Bull CBBC Dec 2020 A | 200,000,000 | 2018/12/05 | 2020/12/30 | 50.00 |
| 64116 | J P Morgan SP BV – HSI R Bull CBBC Dec 2020 U | 200,000,000 | 2018/12/05 | 2020/12/30 | 50.00 |
| 64067 | J P Morgan SP BV – HSI R Bear CBBC Mar 2019 B | 200,000,000 | 2018/12/05 | 2019/03/28 | 50.00 |
| 64012 | J P Morgan SP BV – HSI R Bear CBBC Mar 2019 S | 200,000,000 | 2018/12/05 | 2019/03/28 | 50.00 |
| 64058 | J P Morgan SP BV – HSI R Bear CBBC Mar 2019 Y | 200,000,000 | 2018/12/05 | 2019/03/28 | 50.00 |
| 63989 | J P Morgan SP BV – HSI R Bear CBBC Mar 2019 Z | 200,000,000 | 2018/12/05 | 2019/03/28 | 50.00 |
| 64026 | J P Morgan SP BV – Tencent R Bull CBBC Mar 2019 B | 50,000,000 | 2018/12/05 | 2019/03/15 | 12.50 |
| 64030 | J P Morgan SP BV – Tencent R Bull CBBC Mar 2019 C | 50,000,000 | 2018/12/05 | 2019/03/08 | 12.50 |
| 64029 | J P Morgan SP BV – Tencent R Bull CBBC Apr 2019 R | 50,000,000 | 2018/12/05 | 2019/04/12 | 12.50 |
| 63993 | J P Morgan SP BV – Tencent R Bear CBBC Apr 2019 Y | 50,000,000 | 2018/12/05 | 2019/04/12 | 12.50 |
| 64016 | J P Morgan SP BV – Tencent R Bear CBBC Apr 2019 Z | 50,000,000 | 2018/12/05 | 2019/04/12 | 12.50 |
| 63710 | Macquarie Bank Ltd. – Tencent R Bull CBBC Apr 2019 D | 25,600,000 | 2018/12/05 | 2019/04/15 | 10.68 |
| 63720 | Macquarie Bank Ltd. – Tencent R Bull CBBC Apr 2019 E | 21,400,000 | 2018/12/05 | 2019/04/15 | 10.55 |
| 63724 | Macquarie Bank Ltd. – Tencent R Bear CBBC Apr 2019 J | 25,100,000 | 2018/12/05 | 2019/04/15 | 10.64 |
| 64307 | SG Issuer – China Life R Bull CBBC Apr 2019 C | 40,000,000 | 2018/12/05 | 2019/04/15 | 10.00 |
| 64312 | SG Issuer – Galaxy Ent R Bull CBBC Jul 2019 P | 100,000,000 | 2018/12/05 | 2019/07/19 | 25.00 |
| 64292 | SG Issuer – Galaxy Ent R Bear CBBC Jul 2019 Q | 100,000,000 | 2018/12/05 | 2019/07/30 | 25.00 |
| 64316 | SG Issuer – HSBC R Bull CBBC Sep 2019 G | 100,000,000 | 2018/12/05 | 2019/09/09 | 25.00 |
| 64298 | SG Issuer – HSBC R Bear CBBC May 2019 A | 100,000,000 | 2018/12/05 | 2019/05/08 | 25.00 |
| 64451 | SG Issuer – HSI R Bull CBBC Jul 2020 I | 400,000,000 | 2018/12/05 | 2020/07/30 | 100.00 |
| 64453 | SG Issuer – HSI R Bull CBBC Aug 2020 L | 200,000,000 | 2018/12/05 | 2020/08/28 | 50.00 |
| 64454 | SG Issuer – HSI R Bull CBBC Aug 2020 N | 200,000,000 | 2018/12/05 | 2020/08/28 | 50.00 |
| 64456 | SG Issuer – HSI R Bull CBBC Sep 2020 G | 200,000,000 | 2018/12/05 | 2020/09/29 | 50.00 |

主板 可收回牛熊證

| 股份 代號 | 牛熊證 | 上市時之 發行單位 | 上市日期 | 到期日 | 集資金額 (百萬港元) |
|----------|--|--------------|------------|------------|----------------|
| 64461 | SG Issuer – HSI R Bull CBBC Sep 2020 J | 200,000,000 | 2018/12/05 | 2020/09/29 | 50.00 |
| 64465 | SG Issuer – HSI R Bull CBBC Sep 2020 Y | 200,000,000 | 2018/12/05 | 2020/09/29 | 50.00 |
| 64210 | SG Issuer – HSI R Bear CBBC Mar 2019 X | 200,000,000 | 2018/12/05 | 2019/03/28 | 50.00 |
| 64247 | SG Issuer – HSI R Bear CBBC Mar 2019 Z | 200,000,000 | 2018/12/05 | 2019/03/28 | 50.00 |
| 64217 | SG Issuer – HSI R Bear CBBC May 2019 W | 200,000,000 | 2018/12/05 | 2019/05/30 | 50.00 |
| 64253 | SG Issuer – HSI R Bear CBBC May 2019 X | 200,000,000 | 2018/12/05 | 2019/05/30 | 50.00 |
| 64271 | SG Issuer – HSI R Bear CBBC May 2019 Y | 200,000,000 | 2018/12/05 | 2019/05/30 | 50.00 |
| 64397 | SG Issuer – HSI R Bear CBBC May 2019 Z | 200,000,000 | 2018/12/05 | 2019/05/30 | 50.00 |
| 64342 | SG Issuer – ICBC R Bull CBBC Aug 2019 J | 60,000,000 | 2018/12/05 | 2019/08/09 | 15.00 |
| 64346 | SG Issuer – Ping An R Bull CBBC Apr 2019 V | 100,000,000 | 2018/12/05 | 2019/04/26 | 25.00 |
| 64349 | SG Issuer – Sunny Optical R Bull CBBC Apr 2019 C | 40,000,000 | 2018/12/05 | 2019/04/26 | 10.00 |
| 64364 | SG Issuer – Tencent R Bull CBBC Apr 2019 A | 80,000,000 | 2018/12/05 | 2019/04/03 | 20.00 |
| 64365 | SG Issuer – Tencent R Bull CBBC Apr 2019 I | 80,000,000 | 2018/12/05 | 2019/04/08 | 20.00 |
| 64395 | SG Issuer – Tencent R Bull CBBC Apr 2019 J | 80,000,000 | 2018/12/05 | 2019/04/26 | 20.00 |
| 64369 | SG Issuer – Tencent R Bull CBBC Apr 2019 U | 80,000,000 | 2018/12/05 | 2019/04/15 | 20.00 |
| 64304 | SG Issuer – Tencent R Bear CBBC Mar 2019 L | 80,000,000 | 2018/12/05 | 2019/03/29 | 20.00 |
| 64363 | SG Issuer – Tencent R Bear CBBC Mar 2019 T | 80,000,000 | 2018/12/05 | 2019/03/26 | 20.00 |
| 64237 | SG Issuer – Tencent R Bear CBBC Mar 2019 U | 80,000,000 | 2018/12/05 | 2019/03/27 | 20.00 |
| 64238 | SG Issuer – Tencent R Bear CBBC Apr 2019 F | 80,000,000 | 2018/12/05 | 2019/04/10 | 20.00 |
| 63919 | UBS AG – HSI R Bull CBBC Sep 2020 Z | 200,000,000 | 2018/12/05 | 2020/09/29 | 50.00 |
| 63913 | UBS AG – HSI R Bull CBBC Jan 2021 D | 200,000,000 | 2018/12/05 | 2021/01/28 | 50.00 |
| 63914 | UBS AG – HSI R Bull CBBC Jan 2021 E | 200,000,000 | 2018/12/05 | 2021/01/28 | 50.00 |
| 63917 | UBS AG – HSI R Bull CBBC Jan 2021 F | 200,000,000 | 2018/12/05 | 2021/01/28 | 50.00 |
| 63827 | UBS AG – HSI R Bear CBBC Mar 2019 J | 200,000,000 | 2018/12/05 | 2019/03/28 | 50.00 |
| 63833 | UBS AG – HSI R Bear CBBC Mar 2019 K | 200,000,000 | 2018/12/05 | 2019/03/28 | 50.00 |
| 63912 | UBS AG – HSI R Bear CBBC Mar 2019 U | 200,000,000 | 2018/12/05 | 2019/03/28 | 50.00 |
| 63834 | UBS AG – HSI R Bear CBBC Apr 2019 J | 200,000,000 | 2018/12/05 | 2019/04/29 | 50.00 |
| 63867 | UBS AG – HSI R Bear CBBC Apr 2019 K | 200,000,000 | 2018/12/05 | 2019/04/29 | 50.00 |
| 63846 | UBS AG – HSI R Bear CBBC May 2019 J | 200,000,000 | 2018/12/05 | 2019/05/30 | 50.00 |
| 63921 | UBS AG – Tencent R Bull CBBC Jun 2019 Q | 40,000,000 | 2018/12/05 | 2019/06/03 | 10.00 |
| 63927 | UBS AG – Tencent R Bull CBBC Jun 2019 R | 40,000,000 | 2018/12/05 | 2019/06/04 | 10.00 |
| 63911 | UBS AG – Tencent R Bear CBBC Mar 2019 Q | 40,000,000 | 2018/12/05 | 2019/03/13 | 10.00 |
| 63890 | UBS AG – Tencent R Bear CBBC Apr 2019 J | 40,000,000 | 2018/12/05 | 2019/04/08 | 10.00 |
| 63598 | Bank Vontobel – Galaxy Ent R Bull CBBC May 2019 C | 40,000,000 | 2018/12/05 | 2019/05/24 | 10.00 |
| 63395 | Bank Vontobel – HSI N Bull CBBC May 2019 U | 80,000,000 | 2018/12/05 | 2019/05/30 | 20.00 |
| 63398 | Bank Vontobel – HSI N Bear CBBC Mar 2019 P | 80,000,000 | 2018/12/05 | 2019/03/28 | 20.00 |
| 63594 | Bank Vontobel – Sunny Optical R Bull CBBC Sep 2019 D | 40,000,000 | 2018/12/05 | 2019/09/20 | 10.00 |
| 63596 | Bank Vontobel – Tencent R Bull CBBC Aug 2019 K | 40,000,000 | 2018/12/05 | 2019/08/23 | 10.00 |
| 64931 | BNP Paribas Issuance B.V. – HSI R Bull CBBC Nov 2020 D | 250,000,000 | 2018/12/06 | 2020/11/27 | 62.50 |
| 64938 | BNP Paribas Issuance B.V. – HSI R Bull CBBC Nov 2020 E | 250,000,000 | 2018/12/06 | 2020/11/27 | 62.50 |
| 64939 | BNP Paribas Issuance B.V. – HSI R Bull CBBC Nov 2020 F | 250,000,000 | 2018/12/06 | 2020/11/27 | 62.50 |
| 64917 | BNP Paribas Issuance B.V. – HSI R Bear CBBC Apr 2019 Q | 250,000,000 | 2018/12/06 | 2019/04/29 | 62.50 |
| 64922 | BNP Paribas Issuance B.V. – HSI R Bear CBBC Apr 2019 R | 250,000,000 | 2018/12/06 | 2019/04/29 | 62.50 |
| 65196 | BNP Paribas Issuance B.V. – Tencent R Bear CBBC Oct 2019 C | 50,000,000 | 2018/12/06 | 2019/10/30 | 12.50 |
| 65106 | Credit Suisse AG – AIA R Bear CBBC Dec 2019 A | 50,000,000 | 2018/12/06 | 2019/12/16 | 12.50 |

主板 可收回牛熊證

| 股份代號 | 牛熊證 | 上市時之發行單位 | 上市日期 | 到期日 | 集資金額 (百萬港元) |
|-------|--|-------------|------------|------------|----------------|
| 65054 | Credit Suisse AG – CPIC R Bull CBBC Dec 2019 A | 50,000,000 | 2018/12/06 | 2019/12/20 | 12.50 |
| 65038 | Credit Suisse AG – HSI R Bull CBBC Apr 2020 B | 300,000,000 | 2018/12/06 | 2020/04/28 | 75.00 |
| 65137 | Credit Suisse AG – HSI R Bull CBBC Oct 2020 C | 200,000,000 | 2018/12/06 | 2020/10/29 | 50.00 |
| 65036 | Credit Suisse AG – HSI R Bull CBBC Oct 2020 X | 200,000,000 | 2018/12/06 | 2020/10/29 | 50.00 |
| 65037 | Credit Suisse AG – HSI R Bull CBBC Dec 2020 Y | 200,000,000 | 2018/12/06 | 2020/12/30 | 50.00 |
| 65183 | Credit Suisse AG – HSI R Bear CBBC Mar 2019 D | 200,000,000 | 2018/12/06 | 2019/03/28 | 50.00 |
| 65113 | Credit Suisse AG – HSI R Bear CBBC Apr 2019 H | 200,000,000 | 2018/12/06 | 2019/04/29 | 50.00 |
| 65147 | Credit Suisse AG – HSI R Bear CBBC Apr 2019 K | 200,000,000 | 2018/12/06 | 2019/04/29 | 50.00 |
| 65134 | Credit Suisse AG – HSI R Bear CBBC May 2019 D | 200,000,000 | 2018/12/06 | 2019/05/30 | 50.00 |
| 65136 | Credit Suisse AG – HSI R Bear CBBC May 2019 G | 200,000,000 | 2018/12/06 | 2019/05/30 | 50.00 |
| 65169 | Credit Suisse AG – HSI R Bear CBBC May 2019 H | 200,000,000 | 2018/12/06 | 2019/05/30 | 50.00 |
| 65193 | Credit Suisse AG – HSI R Bear CBBC May 2019 I | 200,000,000 | 2018/12/06 | 2019/05/30 | 50.00 |
| 65102 | Credit Suisse AG – Tencent R Bear CBBC Oct 2019 B | 50,000,000 | 2018/12/06 | 2019/10/24 | 12.50 |
| 64583 | Goldman Sachs SP (Asia) – HSI R Bull CBBC Dec 2020 C | 200,000,000 | 2018/12/06 | 2020/12/30 | 52.80 |
| 64599 | Goldman Sachs SP (Asia) – HSI R Bull CBBC Dec 2020 I | 200,000,000 | 2018/12/06 | 2020/12/30 | 52.20 |
| 64582 | Goldman Sachs SP (Asia) – HSI R Bull CBBC Dec 2020 L | 200,000,000 | 2018/12/06 | 2020/12/30 | 50.00 |
| 65410 | Goldman Sachs SP (Asia) – HSI R Bear CBBC Apr 2019 S | 200,000,000 | 2018/12/06 | 2019/04/29 | 50.00 |
| 65420 | Goldman Sachs SP (Asia) – HSI R Bear CBBC Apr 2019 T | 200,000,000 | 2018/12/06 | 2019/04/29 | 50.00 |
| 65421 | Goldman Sachs SP (Asia) – HSI R Bear CBBC Apr 2019 U | 200,000,000 | 2018/12/06 | 2019/04/29 | 50.00 |
| 64610 | Goldman Sachs SP (Asia) – Tencent R Bull CBBC Dec 2019 X | 100,000,000 | 2018/12/06 | 2019/12/30 | 25.00 |
| 65425 | Goldman Sachs SP (Asia) – Tencent R Bull CBBC Dec 2019 Y | 100,000,000 | 2018/12/06 | 2019/12/30 | 25.00 |
| 65426 | Goldman Sachs SP (Asia) – Tencent R Bear CBBC Mar 2019 E | 100,000,000 | 2018/12/06 | 2019/03/11 | 25.00 |
| 64624 | HK Bank – HSI R Bull CBBC Oct 2019 D | 150,000,000 | 2018/12/06 | 2019/10/30 | 37.50 |
| 64665 | HK Bank – HSI R Bull CBBC Oct 2019 E | 150,000,000 | 2018/12/06 | 2019/10/30 | 37.50 |
| 64672 | HK Bank – HSI R Bear CBBC May 2019 K | 150,000,000 | 2018/12/06 | 2019/05/30 | 37.50 |
| 64693 | HK Bank – Sino Biopharm R Bull CBBC Jul 2019 A | 40,000,000 | 2018/12/06 | 2019/07/31 | 10.00 |
| 64692 | HK Bank – Sands China R Bull CBBC Nov 2019 A | 80,000,000 | 2018/12/06 | 2019/11/29 | 20.00 |
| 64679 | HK Bank – Tencent R Bull CBBC Jun 2019 R | 60,000,000 | 2018/12/06 | 2019/06/06 | 15.00 |
| 64680 | HK Bank – Tencent R Bull CBBC Jun 2019 S | 60,000,000 | 2018/12/06 | 2019/06/13 | 15.00 |
| 64684 | HK Bank – Tencent R Bear CBBC Apr 2019 X | 50,000,000 | 2018/12/06 | 2019/04/30 | 12.50 |
| 64685 | HK Bank – Tencent R Bear CBBC Jun 2019 A | 50,000,000 | 2018/12/06 | 2019/06/28 | 14.00 |
| 64879 | Haitong Int'l Sec – HSI R Bull CBBC Oct 2019 C | 120,000,000 | 2018/12/06 | 2019/10/30 | 30.00 |
| 64877 | Haitong Int'l Sec – HSI R Bull CBBC Nov 2019 X | 120,000,000 | 2018/12/06 | 2019/11/28 | 30.00 |
| 64885 | Haitong Int'l Sec – HSI R Bear CBBC Apr 2019 D | 120,000,000 | 2018/12/06 | 2019/04/29 | 30.00 |
| 64908 | Haitong Int'l Sec – HSI R Bear CBBC Apr 2019 E | 120,000,000 | 2018/12/06 | 2019/04/29 | 30.00 |
| 64707 | Haitong Int'l Sec – Tencent R Bull CBBC Jun 2019 F | 40,000,000 | 2018/12/06 | 2019/06/24 | 10.00 |
| 64728 | Haitong Int'l Sec – Tencent R Bear CBBC Mar 2019 O | 40,000,000 | 2018/12/06 | 2019/03/27 | 10.00 |
| 64976 | J P Morgan SP BV – HSI R Bull CBBC Dec 2020 B | 200,000,000 | 2018/12/06 | 2020/12/30 | 50.00 |
| 64944 | J P Morgan SP BV – HSI R Bull CBBC Dec 2020 D | 200,000,000 | 2018/12/06 | 2020/12/30 | 50.00 |
| 64949 | J P Morgan SP BV – HSI R Bear CBBC Mar 2019 D | 200,000,000 | 2018/12/06 | 2019/03/28 | 50.00 |
| 65035 | J P Morgan SP BV – HSI R Bear CBBC Mar 2019 K | 200,000,000 | 2018/12/06 | 2019/03/28 | 50.00 |
| 64957 | J P Morgan SP BV – Tencent R Bull CBBC Mar 2019 V | 50,000,000 | 2018/12/06 | 2019/03/15 | 12.50 |
| 65033 | J P Morgan SP BV – Tencent R Bull CBBC Apr 2019 S | 50,000,000 | 2018/12/06 | 2019/04/18 | 12.50 |
| 65026 | J P Morgan SP BV – Tencent R Bear CBBC Mar 2019 B | 50,000,000 | 2018/12/06 | 2019/03/08 | 12.50 |
| 65031 | J P Morgan SP BV – Tencent R Bear CBBC Mar 2019 C | 50,000,000 | 2018/12/06 | 2019/03/15 | 12.50 |

主板 可收回牛熊證

| 股份 代號 | 牛熊證 | 上市時之 發行單位 | 上市日期 | 到期日 | 集資金額 (百萬港元) |
|----------|--|--------------|------------|------------|----------------|
| 64762 | Macquarie Bank Ltd. – Tencent R Bull CBBC Apr 2019 F | 23,700,000 | 2018/12/06 | 2019/04/26 | 10.67 |
| 64770 | Macquarie Bank Ltd. – Tencent R Bear CBBC Mar 2019 Q | 24,100,000 | 2018/12/06 | 2019/03/26 | 10.53 |
| 65387 | SG Issuer – AIA R Bear CBBC Jul 2019 C | 60,000,000 | 2018/12/06 | 2019/07/08 | 15.00 |
| 65201 | SG Issuer – CPIC R Bull CBBC Feb 2020 A | 100,000,000 | 2018/12/06 | 2020/02/03 | 25.00 |
| 65212 | SG Issuer – Galaxy Ent R Bull CBBC Aug 2019 D | 100,000,000 | 2018/12/06 | 2019/08/05 | 25.00 |
| 65234 | SG Issuer – HKEX R Bull CBBC Jun 2019 Y | 50,000,000 | 2018/12/06 | 2019/06/28 | 12.50 |
| 65228 | SG Issuer – HSCEI R Bull CBBC Oct 2020 A | 100,000,000 | 2018/12/06 | 2020/10/29 | 25.00 |
| 65283 | SG Issuer – HSI R Bull CBBC Jul 2020 J | 200,000,000 | 2018/12/06 | 2020/07/30 | 50.00 |
| 65293 | SG Issuer – HSI R Bull CBBC Jul 2020 K | 200,000,000 | 2018/12/06 | 2020/07/30 | 50.00 |
| 65297 | SG Issuer – HSI R Bull CBBC Jul 2020 L | 200,000,000 | 2018/12/06 | 2020/07/30 | 50.00 |
| 65300 | SG Issuer – HSI R Bull CBBC Aug 2020 O | 200,000,000 | 2018/12/06 | 2020/08/28 | 50.00 |
| 65227 | SG Issuer – HSI R Bull CBBC Dec 2020 D | 200,000,000 | 2018/12/06 | 2020/12/30 | 50.00 |
| 65317 | SG Issuer – HSI R Bear CBBC Mar 2019 A | 200,000,000 | 2018/12/06 | 2019/03/28 | 50.00 |
| 65305 | SG Issuer – HSI R Bear CBBC Mar 2019 I | 200,000,000 | 2018/12/06 | 2019/03/28 | 50.00 |
| 65336 | SG Issuer – HSI R Bear CBBC Apr 2019 W | 200,000,000 | 2018/12/06 | 2019/04/29 | 50.00 |
| 65375 | SG Issuer – HSI R Bear CBBC May 2019 A | 200,000,000 | 2018/12/06 | 2019/05/30 | 50.00 |
| 65222 | SG Issuer – HSI R Bear CBBC Jul 2019 Z | 400,000,000 | 2018/12/06 | 2019/07/30 | 100.00 |
| 65258 | SG Issuer – Tencent R Bull CBBC Mar 2019 S | 80,000,000 | 2018/12/06 | 2019/03/21 | 20.00 |
| 65220 | SG Issuer – Tencent R Bull CBBC Apr 2019 K | 80,000,000 | 2018/12/06 | 2019/04/29 | 20.00 |
| 65269 | SG Issuer – Tencent R Bull CBBC Apr 2019 L | 80,000,000 | 2018/12/06 | 2019/04/18 | 20.00 |
| 65390 | SG Issuer – Tencent R Bear CBBC Mar 2019 W | 80,000,000 | 2018/12/06 | 2019/03/25 | 20.00 |
| 65393 | SG Issuer – Tencent R Bear CBBC Apr 2019 B | 80,000,000 | 2018/12/06 | 2019/04/17 | 20.00 |
| 64857 | UBS AG – HSI R Bull CBBC Sep 2020 E | 200,000,000 | 2018/12/06 | 2020/09/29 | 50.00 |
| 64842 | UBS AG – HSI R Bull CBBC Oct 2020 E | 200,000,000 | 2018/12/06 | 2020/10/29 | 50.00 |
| 64841 | UBS AG – HSI R Bull CBBC Dec 2020 U | 200,000,000 | 2018/12/06 | 2020/12/30 | 50.00 |
| 64840 | UBS AG – HSI R Bull CBBC Jan 2021 G | 200,000,000 | 2018/12/06 | 2021/01/28 | 50.00 |
| 64837 | UBS AG – HSI R Bull CBBC Feb 2021 A | 200,000,000 | 2018/12/06 | 2021/02/25 | 50.00 |
| 64784 | UBS AG – HSI R Bear CBBC Mar 2019 C | 200,000,000 | 2018/12/06 | 2019/03/28 | 50.00 |
| 64822 | UBS AG – HSI R Bear CBBC Mar 2019 I | 200,000,000 | 2018/12/06 | 2019/03/28 | 50.00 |
| 64844 | UBS AG – HSI R Bear CBBC Mar 2019 L | 200,000,000 | 2018/12/06 | 2019/03/28 | 50.00 |
| 64810 | UBS AG – HSI R Bear CBBC Apr 2019 L | 200,000,000 | 2018/12/06 | 2019/04/29 | 50.00 |
| 64827 | UBS AG – HSI R Bear CBBC Apr 2019 M | 200,000,000 | 2018/12/06 | 2019/04/29 | 50.00 |
| 64862 | UBS AG – Tencent R Bull CBBC Jun 2019 S | 40,000,000 | 2018/12/06 | 2019/06/11 | 10.00 |
| 64865 | UBS AG – Tencent R Bull CBBC Jun 2019 T | 40,000,000 | 2018/12/06 | 2019/06/12 | 10.00 |
| 64866 | UBS AG – Tencent R Bear CBBC Mar 2019 R | 40,000,000 | 2018/12/06 | 2019/03/19 | 10.00 |
| 64875 | UBS AG – Tencent R Bear CBBC Mar 2019 S | 40,000,000 | 2018/12/06 | 2019/03/06 | 10.00 |
| 64741 | Bank Vontobel – HSI N Bull CBBC May 2019 V | 80,000,000 | 2018/12/06 | 2019/05/30 | 20.00 |
| 64747 | Bank Vontobel – HSI N Bear CBBC Mar 2019 Q | 100,000,000 | 2018/12/06 | 2019/03/28 | 25.00 |
| 64756 | Bank Vontobel – HSI N Bear CBBC Mar 2019 R | 100,000,000 | 2018/12/06 | 2019/03/28 | 25.00 |
| 66056 | BNP Paribas Issuance B.V. – CC Bank R Bull CBBC Sep 2019 T | 100,000,000 | 2018/12/07 | 2019/09/27 | 25.00 |
| 66093 | BNP Paribas Issuance B.V. – HSCEI R Bull CBBC Sep 2019 O | 100,000,000 | 2018/12/07 | 2019/09/27 | 25.00 |
| 66611 | Credit Suisse AG – AIA R Bear CBBC Nov 2019 A | 70,000,000 | 2018/12/07 | 2019/11/07 | 17.50 |
| 66543 | Credit Suisse AG – HSI R Bull CBBC Jan 2020 A | 300,000,000 | 2018/12/07 | 2020/01/30 | 75.00 |
| 66494 | Credit Suisse AG – HSI R Bull CBBC Jul 2020 K | 200,000,000 | 2018/12/07 | 2020/07/30 | 50.00 |
| 66526 | Credit Suisse AG – HSI R Bull CBBC Sep 2020 U | 200,000,000 | 2018/12/07 | 2020/09/29 | 50.00 |

主板 可收回牛熊證

| 股份 代號 | 牛熊證 | 上市時之 發行單位 | 上市日期 | 到期日 | 集資金額 (百萬港元) |
|----------|--|--------------|------------|------------|----------------|
| 66476 | Credit Suisse AG – HSI R Bull CBBC Oct 2020 D | 200,000,000 | 2018/12/07 | 2020/10/29 | 50.00 |
| 66436 | Credit Suisse AG – HSI R Bear CBBC Mar 2019 A | 200,000,000 | 2018/12/07 | 2019/03/28 | 50.00 |
| 66558 | Credit Suisse AG – HSI R Bear CBBC Apr 2019 I | 200,000,000 | 2018/12/07 | 2019/04/29 | 50.00 |
| 66432 | Credit Suisse AG – HSI R Bear CBBC Apr 2019 L | 200,000,000 | 2018/12/07 | 2019/04/29 | 50.00 |
| 66458 | Credit Suisse AG – HSI R Bear CBBC Apr 2019 U | 200,000,000 | 2018/12/07 | 2019/04/29 | 50.00 |
| 66472 | Credit Suisse AG – HSI R Bear CBBC May 2019 J | 300,000,000 | 2018/12/07 | 2019/05/30 | 75.00 |
| 66580 | Credit Suisse AG – HSI R Bear CBBC May 2019 K | 200,000,000 | 2018/12/07 | 2019/05/30 | 50.00 |
| 66612 | Credit Suisse AG – Tencent R Bull CBBC Sep 2019 E | 50,000,000 | 2018/12/07 | 2019/09/25 | 12.50 |
| 66222 | Goldman Sachs SP (Asia) – HSI R Bull CBBC Oct 2020 M | 200,000,000 | 2018/12/07 | 2020/10/29 | 50.00 |
| 66281 | Goldman Sachs SP (Asia) – HSI R Bull CBBC Oct 2020 N | 200,000,000 | 2018/12/07 | 2020/10/29 | 50.00 |
| 65440 | Goldman Sachs SP (Asia) – HSI R Bear CBBC Apr 2019 V | 200,000,000 | 2018/12/07 | 2019/04/29 | 50.00 |
| 66230 | Goldman Sachs SP (Asia) – HSI R Bear CBBC Apr 2019 W | 200,000,000 | 2018/12/07 | 2019/04/29 | 50.00 |
| 66231 | Goldman Sachs SP (Asia) – HSI R Bear CBBC Apr 2019 X | 200,000,000 | 2018/12/07 | 2019/04/29 | 50.00 |
| 66246 | Goldman Sachs SP (Asia) – Tencent R Bull CBBC Dec 2019 C | 100,000,000 | 2018/12/07 | 2019/12/30 | 25.00 |
| 66234 | Goldman Sachs SP (Asia) – Tencent R Bull CBBC Dec 2019 Z | 100,000,000 | 2018/12/07 | 2019/12/30 | 25.00 |
| 66260 | Goldman Sachs SP (Asia) – Tencent R Bear CBBC Mar 2019 Y | 100,000,000 | 2018/12/07 | 2019/03/11 | 25.00 |
| 65447 | HK Bank – HSI R Bull CBBC Sep 2019 U | 150,000,000 | 2018/12/07 | 2019/09/27 | 37.50 |
| 65469 | HK Bank – HSI R Bear CBBC May 2019 L | 150,000,000 | 2018/12/07 | 2019/05/30 | 37.50 |
| 65527 | HK Bank – PetroChina R Bull CBBC Jun 2019 A | 80,000,000 | 2018/12/07 | 2019/06/28 | 20.00 |
| 65496 | HK Bank – Tencent R Bull CBBC Jun 2019 T | 60,000,000 | 2018/12/07 | 2019/06/10 | 15.00 |
| 65507 | HK Bank – Tencent R Bear CBBC Jun 2019 B | 50,000,000 | 2018/12/07 | 2019/06/06 | 12.50 |
| 66116 | Haitong Int'l Sec – HSI R Bull CBBC Jan 2020 Z | 120,000,000 | 2018/12/07 | 2020/01/30 | 30.00 |
| 66143 | Haitong Int'l Sec – HSI R Bear CBBC Mar 2019 P | 120,000,000 | 2018/12/07 | 2019/03/28 | 30.00 |
| 66118 | Haitong Int'l Sec – HSI R Bear CBBC Apr 2019 F | 120,000,000 | 2018/12/07 | 2019/04/29 | 30.00 |
| 66202 | J P Morgan SP BV – HSI R Bull CBBC Dec 2020 O | 200,000,000 | 2018/12/07 | 2020/12/30 | 50.00 |
| 66153 | J P Morgan SP BV – HSI R Bear CBBC Mar 2019 A | 200,000,000 | 2018/12/07 | 2019/03/28 | 50.00 |
| 66158 | J P Morgan SP BV – HSI R Bear CBBC Mar 2019 C | 200,000,000 | 2018/12/07 | 2019/03/28 | 50.00 |
| 66159 | J P Morgan SP BV – HSI R Bear CBBC Mar 2019 L | 200,000,000 | 2018/12/07 | 2019/03/28 | 50.00 |
| 66220 | J P Morgan SP BV – Tencent R Bear CBBC Mar 2019 I | 50,000,000 | 2018/12/07 | 2019/03/08 | 12.50 |
| 65594 | Macquarie Bank Ltd. – Tencent R Bull CBBC Apr 2019 G | 23,400,000 | 2018/12/07 | 2019/04/29 | 10.67 |
| 65690 | Macquarie Bank Ltd. – Tencent R Bull CBBC Apr 2019 H | 21,900,000 | 2018/12/07 | 2019/04/18 | 10.60 |
| 65716 | Macquarie Bank Ltd. – Tencent R Bear CBBC Apr 2019 K | 24,900,000 | 2018/12/07 | 2019/04/17 | 10.66 |
| 66428 | SG Issuer – HSI R Bull CBBC Jul 2020 M | 200,000,000 | 2018/12/07 | 2020/07/30 | 50.00 |
| 66407 | SG Issuer – HSI R Bull CBBC Aug 2020 P | 200,000,000 | 2018/12/07 | 2020/08/28 | 50.00 |
| 66426 | SG Issuer – HSI R Bull CBBC Dec 2020 P | 200,000,000 | 2018/12/07 | 2020/12/30 | 50.00 |
| 66304 | SG Issuer – HSI R Bear CBBC Apr 2019 E | 200,000,000 | 2018/12/07 | 2019/04/29 | 50.00 |
| 66427 | SG Issuer – HSI R Bear CBBC Apr 2019 F | 200,000,000 | 2018/12/07 | 2019/04/29 | 50.00 |
| 66302 | SG Issuer – HSI R Bear CBBC Apr 2019 X | 200,000,000 | 2018/12/07 | 2019/04/29 | 50.00 |
| 66316 | SG Issuer – Tencent R Bull CBBC Apr 2019 M | 80,000,000 | 2018/12/07 | 2019/04/17 | 20.00 |
| 66328 | SG Issuer – Tencent R Bull CBBC Apr 2019 N | 80,000,000 | 2018/12/07 | 2019/04/24 | 20.00 |
| 66292 | SG Issuer – Tencent R Bear CBBC Mar 2019 X | 80,000,000 | 2018/12/07 | 2019/03/28 | 20.00 |
| 66017 | UBS AG – HSCEI R Bull CBBC Oct 2020 D | 200,000,000 | 2018/12/07 | 2020/10/29 | 50.00 |
| 66023 | UBS AG – HSCEI R Bull CBBC Nov 2020 C | 200,000,000 | 2018/12/07 | 2020/11/27 | 50.00 |
| 65955 | UBS AG – HSI R Bull CBBC Nov 2020 C | 200,000,000 | 2018/12/07 | 2020/11/27 | 50.00 |
| 65921 | UBS AG – HSI R Bull CBBC Nov 2020 Q | 200,000,000 | 2018/12/07 | 2020/11/27 | 50.00 |

主板 可收回牛熊證

| 股份代號 | 牛熊證 | 上市時之發行單位 | 上市日期 | 到期日 | 集資金額 (百萬港元) |
|-------|--|-------------|------------|------------|----------------|
| 65942 | UBS AG – HSI R Bull CBBC Dec 2020 W | 200,000,000 | 2018/12/07 | 2020/12/30 | 50.00 |
| 65968 | UBS AG – HSI R Bull CBBC Jan 2021 H | 200,000,000 | 2018/12/07 | 2021/01/28 | 50.00 |
| 65980 | UBS AG – HSI R Bull CBBC Feb 2021 B | 200,000,000 | 2018/12/07 | 2021/02/25 | 50.00 |
| 65743 | UBS AG – HSI R Bear CBBC Mar 2019 M | 200,000,000 | 2018/12/07 | 2019/03/28 | 50.00 |
| 65782 | UBS AG – HSI R Bear CBBC Mar 2019 N | 200,000,000 | 2018/12/07 | 2019/03/28 | 50.00 |
| 65805 | UBS AG – HSI R Bear CBBC Apr 2019 N | 200,000,000 | 2018/12/07 | 2019/04/29 | 50.00 |
| 65831 | UBS AG – HSI R Bear CBBC Apr 2019 O | 200,000,000 | 2018/12/07 | 2019/04/29 | 50.00 |
| 65861 | UBS AG – HSI R Bear CBBC May 2019 K | 300,000,000 | 2018/12/07 | 2019/05/30 | 75.00 |
| 65982 | UBS AG – Tencent R Bull CBBC Jun 2019 U | 40,000,000 | 2018/12/07 | 2019/06/17 | 10.00 |
| 65912 | UBS AG – Tencent R Bear CBBC Mar 2019 T | 40,000,000 | 2018/12/07 | 2019/03/12 | 10.00 |
| 66753 | BNP Paribas Issuance B.V. – CC Bank R Bull CBBC Sep 2019 U | 100,000,000 | 2018/12/10 | 2019/09/27 | 25.00 |
| 66754 | BNP Paribas Issuance B.V. – CC Bank R Bear CBBC Nov 2019 A | 100,000,000 | 2018/12/10 | 2019/11/28 | 25.00 |
| 67603 | BNP Paribas Issuance B.V. – HKEX R Bull CBBC Nov 2019 A | 50,000,000 | 2018/12/10 | 2019/11/28 | 12.50 |
| 66862 | BNP Paribas Issuance B.V. – HSBC R Bear CBBC Jul 2019 E | 150,000,000 | 2018/12/10 | 2019/07/30 | 37.50 |
| 67451 | BNP Paribas Issuance B.V. – HSI R Bull CBBC Nov 2020 G | 250,000,000 | 2018/12/10 | 2020/11/27 | 62.50 |
| 67466 | BNP Paribas Issuance B.V. – HSI R Bull CBBC Nov 2020 H | 250,000,000 | 2018/12/10 | 2020/11/27 | 62.50 |
| 67477 | BNP Paribas Issuance B.V. – HSI R Bull CBBC Nov 2020 I | 250,000,000 | 2018/12/10 | 2020/11/27 | 62.50 |
| 67486 | BNP Paribas Issuance B.V. – HSI R Bull CBBC Nov 2020 J | 250,000,000 | 2018/12/10 | 2020/11/27 | 62.50 |
| 67519 | BNP Paribas Issuance B.V. – HSI R Bull CBBC Nov 2020 K | 250,000,000 | 2018/12/10 | 2020/11/27 | 62.50 |
| 67520 | BNP Paribas Issuance B.V. – HSI R Bull CBBC Nov 2020 L | 250,000,000 | 2018/12/10 | 2020/11/27 | 62.50 |
| 67526 | BNP Paribas Issuance B.V. – HSI R Bull CBBC Nov 2020 M | 250,000,000 | 2018/12/10 | 2020/11/27 | 62.50 |
| 67553 | BNP Paribas Issuance B.V. – HSI R Bull CBBC Nov 2020 N | 250,000,000 | 2018/12/10 | 2020/11/27 | 62.50 |
| 67591 | BNP Paribas Issuance B.V. – HSI R Bull CBBC Nov 2020 O | 250,000,000 | 2018/12/10 | 2020/11/27 | 62.50 |
| 66919 | BNP Paribas Issuance B.V. – HSI R Bear CBBC Apr 2019 I | 250,000,000 | 2018/12/10 | 2019/04/29 | 62.50 |
| 66937 | BNP Paribas Issuance B.V. – HSI R Bear CBBC Apr 2019 S | 250,000,000 | 2018/12/10 | 2019/04/29 | 62.50 |
| 66972 | BNP Paribas Issuance B.V. – HSI R Bear CBBC Apr 2019 T | 250,000,000 | 2018/12/10 | 2019/04/29 | 62.50 |
| 66871 | BNP Paribas Issuance B.V. – Ping An R Bull CBBC Jun 2019 Y | 200,000,000 | 2018/12/10 | 2019/06/27 | 50.00 |
| 66913 | BNP Paribas Issuance B.V. – Ping An R Bear CBBC Aug 2019 S | 200,000,000 | 2018/12/10 | 2019/08/29 | 50.00 |
| 67653 | BNP Paribas Issuance B.V. – Tencent R Bull CBBC Jun 2019 T | 50,000,000 | 2018/12/10 | 2019/06/27 | 12.50 |
| 67613 | BNP Paribas Issuance B.V. – Tencent R Bull CBBC Jul 2019 L | 50,000,000 | 2018/12/10 | 2019/07/30 | 12.50 |
| 69908 | Credit Suisse AG – AIA R Bull CBBC Nov 2019 A | 70,000,000 | 2018/12/10 | 2019/11/27 | 17.50 |
| 69909 | Credit Suisse AG – AIA R Bull CBBC Dec 2019 A | 70,000,000 | 2018/12/10 | 2019/12/09 | 17.50 |
| 69792 | Credit Suisse AG – CC Bank R Bull CBBC Oct 2019 A | 80,000,000 | 2018/12/10 | 2019/10/11 | 20.00 |
| 69777 | Credit Suisse AG – CM Bank R Bull CBBC Dec 2019 A | 70,000,000 | 2018/12/10 | 2019/12/30 | 17.50 |
| 69809 | Credit Suisse AG – Galaxy Ent R Bull CBBC Sep 2019 A | 50,000,000 | 2018/12/10 | 2019/09/11 | 12.50 |
| 69906 | Credit Suisse AG – HKEX R Bull CBBC Oct 2019 B | 50,000,000 | 2018/12/10 | 2019/10/25 | 12.50 |
| 69861 | Credit Suisse AG – HSI R Bull CBBC Sep 2020 B | 200,000,000 | 2018/12/10 | 2020/09/29 | 50.00 |
| 69864 | Credit Suisse AG – HSI R Bull CBBC Sep 2020 C | 200,000,000 | 2018/12/10 | 2020/09/29 | 50.00 |
| 69867 | Credit Suisse AG – HSI R Bull CBBC Sep 2020 H | 200,000,000 | 2018/12/10 | 2020/09/29 | 50.00 |
| 69885 | Credit Suisse AG – HSI R Bull CBBC Sep 2020 Q | 200,000,000 | 2018/12/10 | 2020/09/29 | 50.00 |
| 69852 | Credit Suisse AG – HSI R Bull CBBC Sep 2020 W | 200,000,000 | 2018/12/10 | 2020/09/29 | 50.00 |
| 69755 | Credit Suisse AG – HSI R Bear CBBC Mar 2019 P | 200,000,000 | 2018/12/10 | 2019/03/28 | 50.00 |
| 69746 | Credit Suisse AG – HSI R Bear CBBC Mar 2019 V | 200,000,000 | 2018/12/10 | 2019/03/28 | 50.00 |
| 69749 | Credit Suisse AG – HSI R Bear CBBC Apr 2019 T | 200,000,000 | 2018/12/10 | 2019/04/29 | 50.00 |
| 69768 | Credit Suisse AG – HSI R Bear CBBC Apr 2019 V | 200,000,000 | 2018/12/10 | 2019/04/29 | 50.00 |

主板 可收回牛熊證

| 股份 代號 | 牛熊證 | 上市時之 發行單位 | 上市日期 | 到期日 | 集資金額 (百萬港元) |
|----------|--|--------------|------------|------------|----------------|
| 69766 | Credit Suisse AG – HSI R Bear CBBC May 2019 L | 200,000,000 | 2018/12/10 | 2019/05/30 | 50.00 |
| 69929 | Credit Suisse AG – HSI R Bear CBBC May 2019 M | 300,000,000 | 2018/12/10 | 2019/05/30 | 75.00 |
| 69802 | Credit Suisse AG – Ping An R Bull CBBC Nov 2019 D | 80,000,000 | 2018/12/10 | 2019/11/08 | 20.00 |
| 69783 | Credit Suisse AG – Sands China R Bull CBBC Nov 2019 B | 50,000,000 | 2018/12/10 | 2019/11/07 | 12.50 |
| 69836 | Credit Suisse AG – Tencent R Bull CBBC Oct 2019 F | 50,000,000 | 2018/12/10 | 2019/10/21 | 12.50 |
| 69816 | Credit Suisse AG – Tencent R Bull CBBC Nov 2019 C | 50,000,000 | 2018/12/10 | 2019/11/04 | 12.50 |
| 68709 | Goldman Sachs SP (Asia) – AIA R Bull CBBC May 2019 H | 100,000,000 | 2018/12/10 | 2019/05/14 | 25.00 |
| 68700 | Goldman Sachs SP (Asia) – HKEX R Bull CBBC Dec 2019 I | 100,000,000 | 2018/12/10 | 2019/12/30 | 25.00 |
| 68694 | Goldman Sachs SP (Asia) – HSBC R Bull CBBC Sep 2019 Y | 100,000,000 | 2018/12/10 | 2019/09/27 | 25.00 |
| 68629 | Goldman Sachs SP (Asia) – HSCEI R Bear CBBC Oct 2019 C | 200,000,000 | 2018/12/10 | 2019/10/30 | 50.00 |
| 67756 | Goldman Sachs SP (Asia) – HSI R Bull CBBC Oct 2020 A | 200,000,000 | 2018/12/10 | 2020/10/29 | 50.00 |
| 67661 | Goldman Sachs SP (Asia) – HSI R Bull CBBC Oct 2020 O | 200,000,000 | 2018/12/10 | 2020/10/29 | 50.00 |
| 67677 | Goldman Sachs SP (Asia) – HSI R Bull CBBC Oct 2020 P | 200,000,000 | 2018/12/10 | 2020/10/29 | 50.00 |
| 67717 | Goldman Sachs SP (Asia) – HSI R Bull CBBC Oct 2020 Q | 200,000,000 | 2018/12/10 | 2020/10/29 | 50.00 |
| 66689 | Goldman Sachs SP (Asia) – HSI R Bear CBBC Mar 2019 Q | 200,000,000 | 2018/12/10 | 2019/03/28 | 50.00 |
| 66691 | Goldman Sachs SP (Asia) – HSI R Bear CBBC Mar 2019 R | 200,000,000 | 2018/12/10 | 2019/03/28 | 50.00 |
| 66721 | Goldman Sachs SP (Asia) – HSI R Bear CBBC Mar 2019 T | 200,000,000 | 2018/12/10 | 2019/03/28 | 50.00 |
| 66730 | Goldman Sachs SP (Asia) – HSI R Bear CBBC Mar 2019 U | 200,000,000 | 2018/12/10 | 2019/03/28 | 50.00 |
| 68713 | Goldman Sachs SP (Asia) – ICBC R Bull CBBC Jun 2019 J | 100,000,000 | 2018/12/10 | 2019/06/25 | 25.00 |
| 68652 | Goldman Sachs SP (Asia) – Ping An R Bull CBBC Jul 2019 T | 100,000,000 | 2018/12/10 | 2019/07/25 | 25.00 |
| 67768 | Goldman Sachs SP (Asia) – Tencent R Bull CBBC Mar 2019 A | 100,000,000 | 2018/12/10 | 2019/03/12 | 25.00 |
| 67764 | Goldman Sachs SP (Asia) – Tencent R Bull CBBC Mar 2019 X | 100,000,000 | 2018/12/10 | 2019/03/12 | 25.00 |
| 66732 | Goldman Sachs SP (Asia) – Tencent R Bear CBBC Mar 2019 F | 80,000,000 | 2018/12/10 | 2019/03/12 | 20.00 |
| 67024 | HK Bank – Galaxy Ent R Bull CBBC Jun 2019 I | 80,000,000 | 2018/12/10 | 2019/06/13 | 20.00 |
| 67025 | HK Bank – HSI R Bull CBBC Sep 2019 B | 150,000,000 | 2018/12/10 | 2019/09/27 | 37.50 |
| 67105 | HK Bank – HSI R Bull CBBC Oct 2019 F | 150,000,000 | 2018/12/10 | 2019/10/30 | 37.50 |
| 67127 | HK Bank – HSI R Bear CBBC Sep 2019 A | 150,000,000 | 2018/12/10 | 2019/09/27 | 37.50 |
| 67132 | HK Bank – HSI R Bear CBBC Oct 2019 B | 150,000,000 | 2018/12/10 | 2019/10/30 | 37.50 |
| 67134 | HK Bank – HSI R Bear CBBC Oct 2019 C | 150,000,000 | 2018/12/10 | 2019/10/30 | 37.50 |
| 67157 | HK Bank – Tencent R Bull CBBC Jun 2019 U | 60,000,000 | 2018/12/10 | 2019/06/24 | 15.00 |
| 67233 | HK Bank – Tencent R Bull CBBC Jun 2019 V | 60,000,000 | 2018/12/10 | 2019/06/17 | 15.00 |
| 67242 | HK Bank – Tencent R Bear CBBC Aug 2019 A | 40,000,000 | 2018/12/10 | 2019/08/30 | 12.80 |
| 67243 | HK Bank – Tencent R Bear CBBC Sep 2019 A | 30,000,000 | 2018/12/10 | 2019/09/30 | 18.30 |
| 67956 | Haitong Int'l Sec – HSI R Bull CBBC Nov 2019 B | 120,000,000 | 2018/12/10 | 2019/11/28 | 30.00 |
| 67927 | Haitong Int'l Sec – HSI R Bull CBBC Nov 2019 Y | 120,000,000 | 2018/12/10 | 2019/11/28 | 30.00 |
| 67930 | Haitong Int'l Sec – HSI R Bull CBBC Nov 2019 Z | 120,000,000 | 2018/12/10 | 2019/11/28 | 30.00 |
| 67995 | Haitong Int'l Sec – HSI R Bear CBBC Apr 2019 G | 120,000,000 | 2018/12/10 | 2019/04/29 | 30.00 |
| 68523 | Haitong Int'l Sec – Tencent R Bull CBBC Jun 2019 G | 40,000,000 | 2018/12/10 | 2019/06/24 | 10.00 |
| 68569 | Haitong Int'l Sec – Tencent R Bear CBBC Mar 2019 P | 40,000,000 | 2018/12/10 | 2019/03/25 | 10.00 |
| 68733 | J P Morgan SP BV – AIA R Bull CBBC May 2019 B | 100,000,000 | 2018/12/10 | 2019/05/10 | 25.00 |
| 68767 | J P Morgan SP BV – Bank of China R Bull CBBC Sep 2019 B | 100,000,000 | 2018/12/10 | 2019/09/13 | 25.00 |
| 68737 | J P Morgan SP BV – CC Bank R Bull CBBC Apr 2019 B | 100,000,000 | 2018/12/10 | 2019/04/12 | 25.00 |
| 68806 | J P Morgan SP BV – Galaxy Ent R Bull CBBC Jun 2019 C | 100,000,000 | 2018/12/10 | 2019/06/14 | 25.00 |
| 68779 | J P Morgan SP BV – HKEX R Bull CBBC Apr 2019 I | 40,000,000 | 2018/12/10 | 2019/04/18 | 10.00 |
| 68771 | J P Morgan SP BV – HKEX R Bull CBBC May 2019 E | 40,000,000 | 2018/12/10 | 2019/05/10 | 10.00 |

主板 可收回牛熊證

| 股份代號 | 牛熊證 | 上市時之發行單位 | 上市日期 | 到期日 | 集資金額 (百萬港元) |
|-------|--|-------------|------------|------------|----------------|
| 68726 | J P Morgan SP BV – HSBC R Bull CBBC Apr 2019 D | 100,000,000 | 2018/12/10 | 2019/04/18 | 25.00 |
| 68481 | J P Morgan SP BV – HSCEI R Bull CBBC Nov 2020 C | 100,000,000 | 2018/12/10 | 2020/11/27 | 25.00 |
| 68267 | J P Morgan SP BV – HSI R Bull CBBC Sep 2020 A | 200,000,000 | 2018/12/10 | 2020/09/29 | 50.00 |
| 68320 | J P Morgan SP BV – HSI R Bull CBBC Sep 2020 D | 200,000,000 | 2018/12/10 | 2020/09/29 | 50.00 |
| 68355 | J P Morgan SP BV – HSI R Bull CBBC Sep 2020 G | 200,000,000 | 2018/12/10 | 2020/09/29 | 50.00 |
| 68343 | J P Morgan SP BV – HSI R Bull CBBC Dec 2020 C | 200,000,000 | 2018/12/10 | 2020/12/30 | 50.00 |
| 68293 | J P Morgan SP BV – HSI R Bull CBBC Dec 2020 P | 200,000,000 | 2018/12/10 | 2020/12/30 | 50.00 |
| 68357 | J P Morgan SP BV – HSI R Bull CBBC Dec 2020 Y | 200,000,000 | 2018/12/10 | 2020/12/30 | 50.00 |
| 68435 | J P Morgan SP BV – HSI R Bear CBBC Mar 2019 E | 200,000,000 | 2018/12/10 | 2019/03/28 | 50.00 |
| 68191 | J P Morgan SP BV – HSI R Bear CBBC Mar 2019 F | 200,000,000 | 2018/12/10 | 2019/03/28 | 50.00 |
| 68433 | J P Morgan SP BV – HSI R Bear CBBC Mar 2019 G | 200,000,000 | 2018/12/10 | 2019/03/28 | 50.00 |
| 68437 | J P Morgan SP BV – HSI R Bear CBBC Mar 2019 H | 200,000,000 | 2018/12/10 | 2019/03/28 | 50.00 |
| 68130 | J P Morgan SP BV – HSI R Bear CBBC Mar 2019 M | 200,000,000 | 2018/12/10 | 2019/03/28 | 50.00 |
| 68152 | J P Morgan SP BV – HSI R Bear CBBC Mar 2019 N | 200,000,000 | 2018/12/10 | 2019/03/28 | 50.00 |
| 68466 | J P Morgan SP BV – HSI R Bear CBBC Mar 2019 O | 200,000,000 | 2018/12/10 | 2019/03/28 | 50.00 |
| 68470 | J P Morgan SP BV – HSI R Bear CBBC Mar 2019 P | 200,000,000 | 2018/12/10 | 2019/03/28 | 50.00 |
| 68154 | J P Morgan SP BV – HSI R Bear CBBC Mar 2019 V | 200,000,000 | 2018/12/10 | 2019/03/28 | 50.00 |
| 68740 | J P Morgan SP BV – ICBC R Bull CBBC May 2019 C | 100,000,000 | 2018/12/10 | 2019/05/10 | 25.00 |
| 68406 | J P Morgan SP BV – Ping An R Bull CBBC Apr 2019 E | 100,000,000 | 2018/12/10 | 2019/04/12 | 25.00 |
| 68365 | J P Morgan SP BV – Tencent R Bull CBBC Apr 2019 T | 50,000,000 | 2018/12/10 | 2019/04/18 | 12.50 |
| 68716 | J P Morgan SP BV – Tencent R Bull CBBC May 2019 B | 50,000,000 | 2018/12/10 | 2019/05/10 | 12.50 |
| 68263 | J P Morgan SP BV – Tencent R Bear CBBC Apr 2019 A | 50,000,000 | 2018/12/10 | 2019/04/18 | 12.50 |
| 68011 | Macquarie Bank Ltd. – Tencent R Bull CBBC Apr 2019 I | 23,900,000 | 2018/12/10 | 2019/04/24 | 10.68 |
| 68020 | Macquarie Bank Ltd. – Tencent R Bull CBBC Apr 2019 J | 21,500,000 | 2018/12/10 | 2019/04/17 | 10.58 |
| 68061 | Macquarie Bank Ltd. – Tencent R Bear CBBC Mar 2019 R | 28,800,000 | 2018/12/10 | 2019/03/28 | 10.63 |
| 69604 | SG Issuer – AIA R Bull CBBC Jul 2019 Q | 60,000,000 | 2018/12/10 | 2019/07/05 | 15.00 |
| 69593 | SG Issuer – AIA R Bear CBBC Jun 2019 C | 60,000,000 | 2018/12/10 | 2019/06/27 | 15.00 |
| 69618 | SG Issuer – CC Bank R Bull CBBC Aug 2019 V | 100,000,000 | 2018/12/10 | 2019/08/12 | 25.00 |
| 69025 | SG Issuer – CC Bank R Bear CBBC May 2019 E | 100,000,000 | 2018/12/10 | 2019/05/17 | 25.00 |
| 69650 | SG Issuer – CC Bank R Bear CBBC Sep 2019 A | 100,000,000 | 2018/12/10 | 2019/09/27 | 25.00 |
| 69663 | SG Issuer – Galaxy Ent R Bull CBBC Aug 2019 E | 100,000,000 | 2018/12/10 | 2019/08/05 | 25.00 |
| 69056 | SG Issuer – Galaxy Ent R Bear CBBC Jun 2019 G | 100,000,000 | 2018/12/10 | 2019/06/27 | 25.00 |
| 69177 | SG Issuer – HKEX R Bull CBBC Jul 2019 U | 50,000,000 | 2018/12/10 | 2019/07/05 | 12.50 |
| 69228 | SG Issuer – HSBC R Bull CBBC Sep 2019 H | 100,000,000 | 2018/12/10 | 2019/09/10 | 25.00 |
| 69592 | SG Issuer – HSCEI R Bull CBBC Oct 2020 B | 100,000,000 | 2018/12/10 | 2020/10/29 | 25.00 |
| 69586 | SG Issuer – HSCEI R Bear CBBC Jul 2019 A | 100,000,000 | 2018/12/10 | 2019/07/30 | 25.00 |
| 69127 | SG Issuer – HSI R Bull CBBC Jul 2020 N | 400,000,000 | 2018/12/10 | 2020/07/30 | 100.00 |
| 69252 | SG Issuer – HSI R Bull CBBC Jul 2020 O | 200,000,000 | 2018/12/10 | 2020/07/30 | 50.00 |
| 69130 | SG Issuer – HSI R Bull CBBC Aug 2020 Q | 200,000,000 | 2018/12/10 | 2020/08/28 | 50.00 |
| 69264 | SG Issuer – HSI R Bull CBBC Aug 2020 R | 200,000,000 | 2018/12/10 | 2020/08/28 | 50.00 |
| 69375 | SG Issuer – HSI R Bull CBBC Aug 2020 S | 200,000,000 | 2018/12/10 | 2020/08/28 | 50.00 |
| 68808 | SG Issuer – HSI R Bear CBBC Mar 2019 L | 200,000,000 | 2018/12/10 | 2019/03/28 | 50.00 |
| 68882 | SG Issuer – HSI R Bear CBBC Mar 2019 M | 200,000,000 | 2018/12/10 | 2019/03/28 | 50.00 |
| 68809 | SG Issuer – HSI R Bear CBBC Mar 2019 U | 200,000,000 | 2018/12/10 | 2019/03/28 | 50.00 |
| 68811 | SG Issuer – HSI R Bear CBBC Mar 2019 W | 200,000,000 | 2018/12/10 | 2019/03/28 | 50.00 |

主板 可收回牛熊證

| 股份 代號 | 牛熊證 | 上市時之 發行單位 | 上市日期 | 到期日 | 集資金額 (百萬港元) |
|----------|--|--------------|------------|------------|----------------|
| 69397 | SG Issuer – HSI R Bear CBBC Apr 2019 J | 200,000,000 | 2018/12/10 | 2019/04/29 | 50.00 |
| 69376 | SG Issuer – HSI R Bear CBBC Apr 2019 L | 200,000,000 | 2018/12/10 | 2019/04/29 | 50.00 |
| 69396 | SG Issuer – HSI R Bear CBBC Apr 2019 M | 200,000,000 | 2018/12/10 | 2019/04/29 | 50.00 |
| 68884 | SG Issuer – HSI R Bear CBBC Apr 2019 Q | 200,000,000 | 2018/12/10 | 2019/04/29 | 50.00 |
| 69008 | SG Issuer – HSI R Bear CBBC May 2019 B | 200,000,000 | 2018/12/10 | 2019/05/30 | 50.00 |
| 69419 | SG Issuer – HSI R Bear CBBC May 2019 C | 200,000,000 | 2018/12/10 | 2019/05/30 | 50.00 |
| 69460 | SG Issuer – HSI R Bear CBBC May 2019 I | 200,000,000 | 2018/12/10 | 2019/05/30 | 50.00 |
| 69580 | SG Issuer – HSI R Bear CBBC May 2019 R | 200,000,000 | 2018/12/10 | 2019/05/30 | 50.00 |
| 69470 | SG Issuer – HSI R Bear CBBC Jul 2019 A | 200,000,000 | 2018/12/10 | 2019/07/30 | 50.00 |
| 69024 | SG Issuer – HSI R Bear CBBC Aug 2019 D | 400,000,000 | 2018/12/10 | 2019/08/29 | 100.00 |
| 69525 | SG Issuer – HSI R Bear CBBC Aug 2019 E | 400,000,000 | 2018/12/10 | 2019/08/29 | 100.00 |
| 69526 | SG Issuer – HSI R Bear CBBC Sep 2019 A | 400,000,000 | 2018/12/10 | 2019/09/27 | 100.00 |
| 69528 | SG Issuer – HSI R Bear CBBC Sep 2019 B | 400,000,000 | 2018/12/10 | 2019/09/27 | 100.00 |
| 69231 | SG Issuer – Ping An R Bull CBBC Aug 2019 J | 100,000,000 | 2018/12/10 | 2019/08/02 | 25.00 |
| 69071 | SG Issuer – Ping An R Bear CBBC Apr 2019 T | 100,000,000 | 2018/12/10 | 2019/04/30 | 25.00 |
| 69668 | SG Issuer – Sands China R Bull CBBC Sep 2019 C | 80,000,000 | 2018/12/10 | 2019/09/16 | 20.00 |
| 69670 | SG Issuer – Sands China R Bull CBBC Sep 2019 D | 80,000,000 | 2018/12/10 | 2019/09/26 | 20.00 |
| 69245 | SG Issuer – Sands China R Bear CBBC Oct 2019 A | 80,000,000 | 2018/12/10 | 2019/10/30 | 20.00 |
| 69686 | SG Issuer – Tencent R Bull CBBC Apr 2019 O | 80,000,000 | 2018/12/10 | 2019/04/16 | 20.00 |
| 69237 | SG Issuer – Tencent R Bull CBBC May 2019 A | 80,000,000 | 2018/12/10 | 2019/05/10 | 20.00 |
| 69691 | SG Issuer – Tencent R Bull CBBC May 2019 B | 80,000,000 | 2018/12/10 | 2019/05/09 | 20.00 |
| 69119 | SG Issuer – Tencent R Bear CBBC Mar 2019 C | 80,000,000 | 2018/12/10 | 2019/03/27 | 20.00 |
| 69122 | SG Issuer – Tencent R Bear CBBC Mar 2019 V | 80,000,000 | 2018/12/10 | 2019/03/29 | 20.00 |
| 69077 | SG Issuer – Tencent R Bear CBBC Mar 2019 Z | 80,000,000 | 2018/12/10 | 2019/03/13 | 20.00 |
| 69688 | SG Issuer – Tencent R Bear CBBC Apr 2019 D | 80,000,000 | 2018/12/10 | 2019/04/16 | 20.00 |
| 69690 | SG Issuer – Tencent R Bear CBBC Apr 2019 G | 80,000,000 | 2018/12/10 | 2019/04/25 | 39.20 |
| 68010 | UBS AG – AAC Tech R Bull CBBC May 2019 A | 40,000,000 | 2018/12/10 | 2019/05/06 | 10.00 |
| 67922 | UBS AG – CC Bank R Bull CBBC Sep 2019 B | 80,000,000 | 2018/12/10 | 2019/09/30 | 20.00 |
| 67845 | UBS AG – CNOOC R Bull CBBC Apr 2019 B | 40,000,000 | 2018/12/10 | 2019/04/02 | 10.00 |
| 67885 | UBS AG – Galaxy Ent R Bull CBBC Sep 2019 B | 40,000,000 | 2018/12/10 | 2019/09/30 | 10.00 |
| 67875 | UBS AG – HKEX R Bull CBBC Jul 2019 A | 50,000,000 | 2018/12/10 | 2019/07/08 | 12.50 |
| 67876 | UBS AG – HKEX R Bull CBBC Jul 2019 B | 50,000,000 | 2018/12/10 | 2019/07/15 | 12.50 |
| 67868 | UBS AG – HSI R Bull CBBC Dec 2020 X | 200,000,000 | 2018/12/10 | 2020/12/30 | 50.00 |
| 67857 | UBS AG – HSI R Bull CBBC Jan 2021 I | 200,000,000 | 2018/12/10 | 2021/01/28 | 50.00 |
| 67865 | UBS AG – HSI R Bull CBBC Jan 2021 J | 200,000,000 | 2018/12/10 | 2021/01/28 | 50.00 |
| 67863 | UBS AG – HSI R Bull CBBC Feb 2021 C | 200,000,000 | 2018/12/10 | 2021/02/25 | 50.00 |
| 67867 | UBS AG – HSI R Bull CBBC Feb 2021 D | 200,000,000 | 2018/12/10 | 2021/02/25 | 50.00 |
| 67772 | UBS AG – HSI R Bear CBBC Mar 2019 O | 200,000,000 | 2018/12/10 | 2019/03/28 | 50.00 |
| 67797 | UBS AG – HSI R Bear CBBC Mar 2019 P | 200,000,000 | 2018/12/10 | 2019/03/28 | 50.00 |
| 67776 | UBS AG – HSI R Bear CBBC Mar 2019 S | 200,000,000 | 2018/12/10 | 2019/03/28 | 50.00 |
| 67779 | UBS AG – HSI R Bear CBBC Mar 2019 X | 200,000,000 | 2018/12/10 | 2019/03/28 | 50.00 |
| 67771 | UBS AG – HSI R Bear CBBC Apr 2019 P | 200,000,000 | 2018/12/10 | 2019/04/29 | 50.00 |
| 67773 | UBS AG – HSI R Bear CBBC Apr 2019 Q | 200,000,000 | 2018/12/10 | 2019/04/29 | 50.00 |
| 67847 | UBS AG – Petrochina R Bull CBBC Jul 2019 C | 60,000,000 | 2018/12/10 | 2019/07/15 | 15.00 |
| 67878 | UBS AG – Ping An R Bull CBBC Mar 2019 L | 100,000,000 | 2018/12/10 | 2019/03/27 | 25.00 |

主板 可收回牛熊證

| 股份代號 | 牛熊證 | 上市時之發行單位 | 上市日期 | 到期日 | 集資金額 (百萬港元) |
|-------|---|-------------|------------|------------|-------------|
| 67886 | UBS AG – Sands China R Bull CBBC Sep 2019 B | 100,000,000 | 2018/12/10 | 2019/09/30 | 25.00 |
| 67869 | UBS AG – Tencent R Bull CBBC Jun 2019 V | 40,000,000 | 2018/12/10 | 2019/06/13 | 10.00 |
| 67871 | UBS AG – Tencent R Bull CBBC Jun 2019 W | 40,000,000 | 2018/12/10 | 2019/06/14 | 10.00 |
| 67824 | UBS AG – Tencent R Bear CBBC Mar 2019 U | 40,000,000 | 2018/12/10 | 2019/03/21 | 10.00 |
| 67828 | UBS AG – Tencent R Bear CBBC Mar 2019 V | 40,000,000 | 2018/12/10 | 2019/03/20 | 10.00 |
| 67841 | UBS AG – Tencent R Bear CBBC Mar 2019 W | 40,000,000 | 2018/12/10 | 2019/03/26 | 10.00 |
| 67843 | UBS AG – Tencent R Bear CBBC Mar 2019 X | 40,000,000 | 2018/12/10 | 2019/03/22 | 11.80 |
| 67264 | Bank Vontobel – AIA R Bull CBBC Oct 2019 B | 40,000,000 | 2018/12/10 | 2019/10/18 | 10.00 |
| 67433 | Bank Vontobel – HSI N Bull CBBC May 2019 W | 80,000,000 | 2018/12/10 | 2019/05/30 | 20.00 |
| 67435 | Bank Vontobel – HSI N Bull CBBC May 2019 X | 80,000,000 | 2018/12/10 | 2019/05/30 | 20.00 |
| 66621 | Bank Vontobel – HSI N Bear CBBC Mar 2019 S | 80,000,000 | 2018/12/10 | 2019/03/28 | 20.00 |
| 66684 | Bank Vontobel – HSI N Bear CBBC Mar 2019 T | 80,000,000 | 2018/12/10 | 2019/03/28 | 20.00 |
| 67308 | Bank Vontobel – ICBC R Bull CBBC Aug 2019 B | 40,000,000 | 2018/12/10 | 2019/08/23 | 10.00 |
| 67354 | Bank Vontobel – Sands China R Bull CBBC Oct 2019 C | 40,000,000 | 2018/12/10 | 2019/10/11 | 10.00 |
| 67245 | Bank Vontobel – Tencent R Bull CBBC Aug 2019 L | 40,000,000 | 2018/12/10 | 2019/08/23 | 10.00 |
| 57066 | BOCI Asia Ltd. – HKEX R Bull CBBC May 2019 A | 40,000,000 | 2018/12/11 | 2019/05/21 | 10.12 |
| 57123 | BOCI Asia Ltd. – HKEX R Bear CBBC May 2019 A | 40,000,000 | 2018/12/11 | 2019/05/20 | 10.00 |
| 58267 | Credit Suisse AG – AIA R Bull CBBC Oct 2019 C | 70,000,000 | 2018/12/11 | 2019/10/23 | 17.50 |
| 58263 | Credit Suisse AG – Bank of China R Bull CBBC Nov 2019 A | 80,000,000 | 2018/12/11 | 2019/11/22 | 20.00 |
| 58251 | Credit Suisse AG – HKEX R Bull CBBC Oct 2019 C | 50,000,000 | 2018/12/11 | 2019/10/31 | 12.50 |
| 58284 | Credit Suisse AG – HSI R Bull CBBC Aug 2020 C | 200,000,000 | 2018/12/11 | 2020/08/28 | 50.00 |
| 58214 | Credit Suisse AG – HSI R Bull CBBC Sep 2020 M | 200,000,000 | 2018/12/11 | 2020/09/29 | 50.00 |
| 58220 | Credit Suisse AG – HSI R Bull CBBC Sep 2020 N | 200,000,000 | 2018/12/11 | 2020/09/29 | 50.00 |
| 58281 | Credit Suisse AG – HSI R Bull CBBC Sep 2020 O | 200,000,000 | 2018/12/11 | 2020/09/29 | 50.00 |
| 58250 | Credit Suisse AG – HSI R Bear CBBC Mar 2019 O | 200,000,000 | 2018/12/11 | 2019/03/28 | 50.00 |
| 58231 | Credit Suisse AG – HSI R Bear CBBC Mar 2019 R | 200,000,000 | 2018/12/11 | 2019/03/28 | 50.00 |
| 58242 | Credit Suisse AG – HSI R Bear CBBC Apr 2019 A | 200,000,000 | 2018/12/11 | 2019/04/29 | 50.00 |
| 58249 | Credit Suisse AG – HSI R Bear CBBC Apr 2019 M | 200,000,000 | 2018/12/11 | 2019/04/29 | 50.00 |
| 58223 | Credit Suisse AG – HSI R Bear CBBC May 2019 N | 200,000,000 | 2018/12/11 | 2019/05/30 | 50.00 |
| 58238 | Credit Suisse AG – HSI R Bear CBBC May 2019 O | 200,000,000 | 2018/12/11 | 2019/05/30 | 50.00 |
| 58252 | Credit Suisse AG – ICBC R Bull CBBC Dec 2019 A | 80,000,000 | 2018/12/11 | 2019/12/03 | 20.00 |
| 58277 | Credit Suisse AG – Ping An R Bull CBBC Dec 2019 B | 80,000,000 | 2018/12/11 | 2019/12/18 | 20.00 |
| 58266 | Credit Suisse AG – Tencent R Bull CBBC Nov 2019 D | 50,000,000 | 2018/12/11 | 2019/11/27 | 12.50 |
| 58308 | Goldman Sachs SP (Asia) – AIA R Bull CBBC Nov 2019 F | 100,000,000 | 2018/12/11 | 2019/11/15 | 25.00 |
| 58365 | Goldman Sachs SP (Asia) – CC Bank R Bull CBBC Jun 2019 S | 100,000,000 | 2018/12/11 | 2019/06/25 | 25.00 |
| 58326 | Goldman Sachs SP (Asia) – Galaxy Ent R Bull CBBC Feb 2020 D | 100,000,000 | 2018/12/11 | 2020/02/14 | 25.00 |
| 58351 | Goldman Sachs SP (Asia) – HKEX R Bull CBBC Apr 2019 A | 100,000,000 | 2018/12/11 | 2019/04/15 | 25.00 |
| 58350 | Goldman Sachs SP (Asia) – HKEX R Bear CBBC Apr 2019 A | 100,000,000 | 2018/12/11 | 2019/04/15 | 25.00 |
| 58285 | Goldman Sachs SP (Asia) – HSI R Bull CBBC Oct 2019 S | 200,000,000 | 2018/12/11 | 2019/10/30 | 50.00 |
| 58289 | Goldman Sachs SP (Asia) – HSI R Bull CBBC Oct 2019 T | 200,000,000 | 2018/12/11 | 2019/10/30 | 50.00 |
| 69966 | Goldman Sachs SP (Asia) – HSI R Bull CBBC Oct 2020 T | 200,000,000 | 2018/12/11 | 2020/10/29 | 50.00 |
| 69969 | Goldman Sachs SP (Asia) – HSI R Bull CBBC Oct 2020 W | 200,000,000 | 2018/12/11 | 2020/10/29 | 50.00 |
| 69970 | Goldman Sachs SP (Asia) – HSI R Bull CBBC Oct 2020 Z | 200,000,000 | 2018/12/11 | 2020/10/29 | 50.00 |
| 58292 | Goldman Sachs SP (Asia) – Tencent R Bull CBBC Mar 2019 H | 100,000,000 | 2018/12/11 | 2019/03/12 | 25.00 |
| 58294 | Goldman Sachs SP (Asia) – Tencent R Bull CBBC Mar 2019 M | 100,000,000 | 2018/12/11 | 2019/03/12 | 25.00 |

主板 可收回牛熊證

| 股份 代號 | 牛熊證 | 上市時之 發行單位 | 上市日期 | 到期日 | 集資金額 (百萬港元) |
|----------|--|--------------|------------|------------|----------------|
| 57744 | Haitong Int'l Sec – Evergrande R Bull CBBC Apr 2019 A | 40,000,000 | 2018/12/11 | 2019/04/29 | 10.00 |
| 57458 | Haitong Int'l Sec – Geely Auto R Bull CBBC May 2019 A | 60,000,000 | 2018/12/11 | 2019/05/03 | 15.00 |
| 57454 | Haitong Int'l Sec – Galaxy Ent R Bull CBBC Jun 2019 D | 160,000,000 | 2018/12/11 | 2019/06/06 | 40.00 |
| 57531 | Haitong Int'l Sec – HKEX R Bull CBBC Jun 2019 C | 40,000,000 | 2018/12/11 | 2019/06/10 | 10.00 |
| 57565 | Haitong Int'l Sec – HKEX R Bull CBBC Jun 2019 D | 40,000,000 | 2018/12/11 | 2019/06/10 | 10.00 |
| 57429 | Haitong Int'l Sec – HSBC R Bull CBBC Apr 2019 C | 120,000,000 | 2018/12/11 | 2019/04/11 | 30.00 |
| 57932 | Haitong Int'l Sec – HSI R Bull CBBC Oct 2019 E | 120,000,000 | 2018/12/11 | 2019/10/30 | 30.00 |
| 57957 | Haitong Int'l Sec – HSI R Bull CBBC Oct 2019 K | 120,000,000 | 2018/12/11 | 2019/10/30 | 30.00 |
| 57966 | Haitong Int'l Sec – HSI R Bear CBBC Mar 2019 Q | 120,000,000 | 2018/12/11 | 2019/03/28 | 30.00 |
| 57965 | Haitong Int'l Sec – HSI R Bear CBBC Apr 2019 H | 120,000,000 | 2018/12/11 | 2019/04/29 | 30.00 |
| 57725 | Haitong Int'l Sec – Sunny Optical R Bull CBBC Jul 2019 A | 110,000,000 | 2018/12/11 | 2019/07/16 | 27.50 |
| 57846 | J P Morgan SP BV – HKEX R Bull CBBC Apr 2019 J | 40,000,000 | 2018/12/11 | 2019/04/12 | 10.00 |
| 57282 | J P Morgan SP BV – HSI R Bull CBBC Sep 2020 S | 200,000,000 | 2018/12/11 | 2020/09/29 | 50.00 |
| 57287 | J P Morgan SP BV – HSI R Bull CBBC Sep 2020 T | 200,000,000 | 2018/12/11 | 2020/09/29 | 50.00 |
| 57294 | J P Morgan SP BV – HSI R Bull CBBC Dec 2020 E | 200,000,000 | 2018/12/11 | 2020/12/30 | 50.00 |
| 57977 | J P Morgan SP BV – HSI R Bull CBBC Dec 2020 S | 200,000,000 | 2018/12/11 | 2020/12/30 | 50.00 |
| 57283 | J P Morgan SP BV – HSI R Bull CBBC Dec 2020 Z | 200,000,000 | 2018/12/11 | 2020/12/30 | 50.00 |
| 57405 | J P Morgan SP BV – HSI R Bear CBBC Mar 2019 T | 200,000,000 | 2018/12/11 | 2019/03/28 | 50.00 |
| 57983 | J P Morgan SP BV – HSI R Bear CBBC Mar 2019 U | 200,000,000 | 2018/12/11 | 2019/03/28 | 50.00 |
| 58006 | J P Morgan SP BV – HSI R Bear CBBC Mar 2019 W | 200,000,000 | 2018/12/11 | 2019/03/28 | 50.00 |
| 58007 | J P Morgan SP BV – HSI R Bear CBBC Mar 2019 X | 200,000,000 | 2018/12/11 | 2019/03/28 | 50.00 |
| 58008 | J P Morgan SP BV – HSI R Bear CBBC Apr 2019 S | 200,000,000 | 2018/12/11 | 2019/04/29 | 50.00 |
| 58014 | J P Morgan SP BV – HSI R Bear CBBC Apr 2019 T | 200,000,000 | 2018/12/11 | 2019/04/29 | 50.00 |
| 58027 | J P Morgan SP BV – HSI R Bear CBBC Apr 2019 U | 200,000,000 | 2018/12/11 | 2019/04/29 | 50.00 |
| 57364 | J P Morgan SP BV – Tencent R Bull CBBC Apr 2019 U | 50,000,000 | 2018/12/11 | 2019/04/12 | 12.50 |
| 57800 | J P Morgan SP BV – Tencent R Bull CBBC Apr 2019 V | 50,000,000 | 2018/12/11 | 2019/04/12 | 12.50 |
| 57418 | J P Morgan SP BV – Tencent R Bear CBBC Apr 2019 B | 50,000,000 | 2018/12/11 | 2019/04/12 | 12.50 |
| 57754 | J P Morgan SP BV – Tencent R Bear CBBC Apr 2019 C | 50,000,000 | 2018/12/11 | 2019/04/18 | 12.50 |
| 57789 | J P Morgan SP BV – Tencent R Bear CBBC Apr 2019 D | 50,000,000 | 2018/12/11 | 2019/04/12 | 15.00 |
| 57795 | J P Morgan SP BV – Tencent R Bear CBBC Apr 2019 E | 50,000,000 | 2018/12/11 | 2019/04/18 | 18.50 |
| 69996 | Macquarie Bank Ltd. – Tencent R Bull CBBC Apr 2019 K | 23,800,000 | 2018/12/11 | 2019/04/16 | 10.64 |
| 69980 | Macquarie Bank Ltd. – Tencent R Bull CBBC May 2019 A | 21,800,000 | 2018/12/11 | 2019/05/10 | 10.70 |
| 57045 | Macquarie Bank Ltd. – Tencent R Bear CBBC Apr 2019 L | 25,200,000 | 2018/12/11 | 2019/04/16 | 10.68 |
| 58028 | SG Issuer – AIA R Bear CBBC Jun 2019 D | 60,000,000 | 2018/12/11 | 2019/06/28 | 15.00 |
| 58121 | SG Issuer – Geely Auto R Bear CBBC Apr 2019 B | 40,000,000 | 2018/12/11 | 2019/04/18 | 19.80 |
| 58143 | SG Issuer – Geely Auto R Bear CBBC Apr 2019 C | 40,000,000 | 2018/12/11 | 2019/04/29 | 15.00 |
| 58071 | SG Issuer – Galaxy Ent R Bear CBBC Jun 2019 H | 100,000,000 | 2018/12/11 | 2019/06/27 | 25.00 |
| 58035 | SG Issuer – HKEX R Bear CBBC Mar 2019 Q | 50,000,000 | 2018/12/11 | 2019/03/29 | 12.50 |
| 58178 | SG Issuer – HSI R Bull CBBC May 2020 A | 200,000,000 | 2018/12/11 | 2020/05/28 | 50.00 |
| 58189 | SG Issuer – HSI R Bull CBBC May 2020 B | 200,000,000 | 2018/12/11 | 2020/05/28 | 50.00 |
| 58192 | SG Issuer – HSI R Bull CBBC Jul 2020 P | 200,000,000 | 2018/12/11 | 2020/07/30 | 50.00 |
| 58193 | SG Issuer – HSI R Bull CBBC Jul 2020 Q | 200,000,000 | 2018/12/11 | 2020/07/30 | 50.00 |
| 58204 | SG Issuer – HSI R Bull CBBC Jul 2020 R | 200,000,000 | 2018/12/11 | 2020/07/30 | 50.00 |
| 58036 | SG Issuer – HSI R Bear CBBC Mar 2019 S | 200,000,000 | 2018/12/11 | 2019/03/28 | 50.00 |
| 58118 | SG Issuer – HSI R Bear CBBC Apr 2019 D | 200,000,000 | 2018/12/11 | 2019/04/29 | 50.00 |

主板 可收回牛熊證

| 股份 代號 | 牛熊證 | 上市時之 發行單位 | 上市日期 | 到期日 | 集資金額 (百萬港元) |
|----------|--|--------------|------------|------------|----------------|
| 58119 | SG Issuer – HSI R Bear CBBC May 2019 K | 200,000,000 | 2018/12/11 | 2019/05/30 | 50.00 |
| 58177 | SG Issuer – HSI R Bear CBBC May 2019 M | 200,000,000 | 2018/12/11 | 2019/05/30 | 50.00 |
| 58073 | SG Issuer – Ping An R Bull CBBC May 2019 D | 100,000,000 | 2018/12/11 | 2019/05/29 | 25.00 |
| 58144 | SG Issuer – Ping An R Bear CBBC May 2019 D | 100,000,000 | 2018/12/11 | 2019/05/20 | 25.00 |
| 58146 | SG Issuer – Tencent R Bull CBBC Jun 2019 A | 80,000,000 | 2018/12/11 | 2019/06/12 | 20.00 |
| 58166 | SG Issuer – Tencent R Bull CBBC Jun 2019 B | 80,000,000 | 2018/12/11 | 2019/06/17 | 20.00 |
| 58171 | SG Issuer – Tencent R Bull CBBC Jun 2019 C | 80,000,000 | 2018/12/11 | 2019/06/19 | 20.00 |
| 58085 | SG Issuer – Tencent R Bear CBBC Mar 2019 A | 80,000,000 | 2018/12/11 | 2019/03/27 | 20.00 |
| 58086 | SG Issuer – Tencent R Bear CBBC Apr 2019 C | 80,000,000 | 2018/12/11 | 2019/04/10 | 20.00 |
| 58091 | SG Issuer – Tencent R Bear CBBC Apr 2019 W | 80,000,000 | 2018/12/11 | 2019/04/15 | 20.00 |
| 58172 | SG Issuer – Tencent R Bear CBBC Jul 2019 A | 80,000,000 | 2018/12/11 | 2019/07/30 | 40.80 |
| 57129 | UBS AG – HSI R Bull CBBC Jan 2021 K | 200,000,000 | 2018/12/11 | 2021/01/28 | 50.00 |
| 57166 | UBS AG – HSI R Bull CBBC Jan 2021 L | 200,000,000 | 2018/12/11 | 2021/01/28 | 50.00 |
| 57276 | UBS AG – HSI R Bull CBBC Jan 2021 M | 200,000,000 | 2018/12/11 | 2021/01/28 | 50.00 |
| 57128 | UBS AG – HSI R Bull CBBC Feb 2021 E | 200,000,000 | 2018/12/11 | 2021/02/25 | 50.00 |
| 57130 | UBS AG – HSI R Bull CBBC Feb 2021 F | 200,000,000 | 2018/12/11 | 2021/02/25 | 50.00 |
| 57253 | UBS AG – HSI R Bear CBBC Mar 2019 R | 200,000,000 | 2018/12/11 | 2019/03/28 | 50.00 |
| 57263 | UBS AG – HSI R Bear CBBC Mar 2019 T | 200,000,000 | 2018/12/11 | 2019/03/28 | 50.00 |
| 57197 | UBS AG – HSI R Bear CBBC Apr 2019 R | 200,000,000 | 2018/12/11 | 2019/04/29 | 50.00 |
| 69972 | Bank Vontobel – China Mobile R Bear CBBC Oct 2019 C | 40,000,000 | 2018/12/11 | 2019/10/25 | 10.00 |
| 69973 | Bank Vontobel – CNOOC R Bull CBBC Nov 2019 E | 40,000,000 | 2018/12/11 | 2019/11/15 | 10.00 |
| 69971 | Bank Vontobel – HSBC R Bull CBBC Oct 2019 A | 40,000,000 | 2018/12/11 | 2019/10/18 | 10.00 |
| 69930 | Bank Vontobel – HSI R Bull CBBC May 2019 Y | 80,000,000 | 2018/12/11 | 2019/05/30 | 20.00 |
| 69974 | Bank Vontobel – PetroChina R Bull CBBC Nov 2019 B | 40,000,000 | 2018/12/11 | 2019/11/29 | 10.00 |
| 69950 | Bank Vontobel – Tencent R Bull CBBC Aug 2019 M | 40,000,000 | 2018/12/11 | 2019/08/30 | 10.00 |
| 58527 | Credit Suisse AG – AIA R Bear CBBC Oct 2019 A | 70,000,000 | 2018/12/12 | 2019/10/31 | 17.50 |
| 58528 | Credit Suisse AG – HSBC R Bear CBBC Sep 2019 A | 70,000,000 | 2018/12/12 | 2019/09/30 | 17.50 |
| 58521 | Credit Suisse AG – HSI R Bull CBBC Jan 2021 A | 200,000,000 | 2018/12/12 | 2021/01/28 | 50.00 |
| 58523 | Credit Suisse AG – HSI R Bull CBBC Jan 2021 B | 200,000,000 | 2018/12/12 | 2021/01/28 | 50.00 |
| 58524 | Credit Suisse AG – HSI R Bull CBBC Jan 2021 C | 200,000,000 | 2018/12/12 | 2021/01/28 | 50.00 |
| 58529 | Credit Suisse AG – HSI R Bull CBBC Jan 2021 D | 200,000,000 | 2018/12/12 | 2021/01/28 | 50.00 |
| 58530 | Credit Suisse AG – HSI R Bull CBBC Jan 2021 E | 200,000,000 | 2018/12/12 | 2021/01/28 | 50.00 |
| 58525 | Credit Suisse AG – HSI R Bull CBBC Feb 2021 A | 200,000,000 | 2018/12/12 | 2021/02/25 | 50.00 |
| 58533 | Credit Suisse AG – HSI R Bear CBBC Mar 2019 S | 200,000,000 | 2018/12/12 | 2019/03/28 | 50.00 |
| 58531 | Credit Suisse AG – HSI R Bear CBBC Apr 2019 N | 200,000,000 | 2018/12/12 | 2019/04/29 | 50.00 |
| 58535 | Credit Suisse AG – HSI R Bear CBBC Jun 2019 B | 300,000,000 | 2018/12/12 | 2019/06/27 | 75.00 |
| 58526 | Credit Suisse AG – Tencent R Bull CBBC Oct 2019 G | 50,000,000 | 2018/12/12 | 2019/10/31 | 12.50 |
| 58366 | Goldman Sachs SP (Asia) – HSI R Bull CBBC Sep 2020 A | 200,000,000 | 2018/12/12 | 2020/09/29 | 50.00 |
| 58391 | Goldman Sachs SP (Asia) – HSI R Bull CBBC Sep 2020 B | 200,000,000 | 2018/12/12 | 2020/09/29 | 50.00 |
| 58385 | Goldman Sachs SP (Asia) – HSI R Bull CBBC Dec 2020 S | 200,000,000 | 2018/12/12 | 2020/12/30 | 50.00 |
| 58537 | Goldman Sachs SP (Asia) – HSI R Bear CBBC Mar 2019 D | 200,000,000 | 2018/12/12 | 2019/03/28 | 50.00 |
| 58538 | Goldman Sachs SP (Asia) – HSI R Bear CBBC Mar 2019 E | 200,000,000 | 2018/12/12 | 2019/03/28 | 50.00 |
| 58536 | Goldman Sachs SP (Asia) – HSI R Bear CBBC Mar 2019 V | 200,000,000 | 2018/12/12 | 2019/03/28 | 50.00 |
| 58394 | Goldman Sachs SP (Asia) – Tencent R Bull CBBC Mar 2019 N | 100,000,000 | 2018/12/12 | 2019/03/14 | 25.00 |
| 58395 | Goldman Sachs SP (Asia) – Tencent R Bull CBBC Mar 2019 Y | 100,000,000 | 2018/12/12 | 2019/03/14 | 25.00 |

主板 可收回牛熊證

| 股份代號 | 牛熊證 | 上市時之發行單位 | 上市日期 | 到期日 | 集資金額 (百萬港元) |
|-------|--|-------------|------------|------------|----------------|
| 58539 | Goldman Sachs SP (Asia) – Tencent R Bear CBBC Mar 2019 I | 80,000,000 | 2018/12/12 | 2019/03/14 | 20.00 |
| 58449 | HK Bank – Galaxy Ent R Bull CBBC Jun 2019 J | 80,000,000 | 2018/12/12 | 2019/06/20 | 20.00 |
| 58450 | HK Bank – Galaxy Ent R Bear CBBC Jul 2019 C | 40,000,000 | 2018/12/12 | 2019/07/15 | 10.00 |
| 58470 | HK Bank – HSI R Bull CBBC Oct 2019 G | 150,000,000 | 2018/12/12 | 2019/10/30 | 37.50 |
| 58483 | HK Bank – HSI R Bear CBBC Oct 2019 D | 150,000,000 | 2018/12/12 | 2019/10/30 | 37.50 |
| 58458 | HK Bank – Sands China R Bull CBBC Jul 2019 G | 80,000,000 | 2018/12/12 | 2019/07/31 | 20.00 |
| 58410 | HK Bank – Tencent R Bull CBBC Jun 2019 W | 60,000,000 | 2018/12/12 | 2019/06/21 | 15.00 |
| 58440 | HK Bank – Tencent R Bear CBBC Aug 2019 B | 50,000,000 | 2018/12/12 | 2019/08/23 | 12.50 |
| 58504 | Haitong Int'l Sec – HSI R Bull CBBC Oct 2019 L | 120,000,000 | 2018/12/12 | 2019/10/30 | 30.00 |
| 58505 | Haitong Int'l Sec – HSI R Bull CBBC Jan 2020 A | 120,000,000 | 2018/12/12 | 2020/01/30 | 30.00 |
| 58506 | Haitong Int'l Sec – HSI R Bear CBBC Apr 2019 I | 120,000,000 | 2018/12/12 | 2019/04/29 | 30.00 |
| 58507 | Haitong Int'l Sec – HSI R Bear CBBC Apr 2019 J | 120,000,000 | 2018/12/12 | 2019/04/29 | 30.00 |
| 58520 | Haitong Int'l Sec – Tencent R Bear CBBC Apr 2019 Q | 40,000,000 | 2018/12/12 | 2019/04/03 | 10.00 |
| 58518 | J P Morgan SP BV – HKEX R Bear CBBC Apr 2019 B | 40,000,000 | 2018/12/12 | 2019/04/18 | 10.00 |
| 58508 | J P Morgan SP BV – HSI R Bull CBBC Jan 2021 A | 200,000,000 | 2018/12/12 | 2021/01/28 | 50.00 |
| 58511 | J P Morgan SP BV – HSI R Bull CBBC Jan 2021 B | 200,000,000 | 2018/12/12 | 2021/01/28 | 50.00 |
| 58513 | J P Morgan SP BV – HSI R Bull CBBC Jan 2021 C | 200,000,000 | 2018/12/12 | 2021/01/28 | 50.00 |
| 58514 | J P Morgan SP BV – HSI R Bull CBBC Jan 2021 D | 200,000,000 | 2018/12/12 | 2021/01/28 | 50.00 |
| 58515 | J P Morgan SP BV – HSI R Bear CBBC May 2019 A | 200,000,000 | 2018/12/12 | 2019/05/30 | 50.00 |
| 58516 | J P Morgan SP BV – HSI R Bear CBBC May 2019 B | 200,000,000 | 2018/12/12 | 2019/05/30 | 50.00 |
| 58517 | J P Morgan SP BV – HSI R Bear CBBC May 2019 C | 200,000,000 | 2018/12/12 | 2019/05/30 | 50.00 |
| 58519 | J P Morgan SP BV – Ping An R Bear CBBC Apr 2019 A | 100,000,000 | 2018/12/12 | 2019/04/12 | 25.00 |
| 58540 | SG Issuer – AIA R Bull CBBC Jul 2019 R | 60,000,000 | 2018/12/12 | 2019/07/08 | 15.00 |
| 58551 | SG Issuer – AIA R Bull CBBC Jul 2019 S | 60,000,000 | 2018/12/12 | 2019/07/19 | 15.00 |
| 58555 | SG Issuer – China Mobile R Bull CBBC Jul 2019 G | 100,000,000 | 2018/12/12 | 2019/07/29 | 25.00 |
| 58554 | SG Issuer – China Mobile R Bear CBBC Apr 2019 I | 100,000,000 | 2018/12/12 | 2019/04/26 | 25.00 |
| 58553 | SG Issuer – CM Bank R Bear CBBC Sep 2019 C | 60,000,000 | 2018/12/12 | 2019/09/30 | 15.00 |
| 58556 | SG Issuer – CNOOC R Bull CBBC Jul 2019 C | 40,000,000 | 2018/12/12 | 2019/07/29 | 10.00 |
| 58542 | SG Issuer – Galaxy Ent R Bull CBBC Jul 2019 Q | 100,000,000 | 2018/12/12 | 2019/07/08 | 25.00 |
| 58543 | SG Issuer – HKEX R Bull CBBC Jul 2019 V | 50,000,000 | 2018/12/12 | 2019/07/08 | 12.50 |
| 58557 | SG Issuer – HKEX R Bull CBBC Jul 2019 W | 50,000,000 | 2018/12/12 | 2019/07/15 | 21.75 |
| 58570 | SG Issuer – HSI R Bull CBBC Apr 2020 Q | 200,000,000 | 2018/12/12 | 2020/04/28 | 50.00 |
| 58547 | SG Issuer – HSI R Bull CBBC May 2020 C | 200,000,000 | 2018/12/12 | 2020/05/28 | 50.00 |
| 58548 | SG Issuer – HSI R Bull CBBC May 2020 D | 200,000,000 | 2018/12/12 | 2020/05/28 | 50.00 |
| 58564 | SG Issuer – HSI R Bull CBBC May 2020 E | 200,000,000 | 2018/12/12 | 2020/05/28 | 50.00 |
| 58549 | SG Issuer – HSI R Bull CBBC Jul 2020 S | 200,000,000 | 2018/12/12 | 2020/07/30 | 50.00 |
| 58550 | SG Issuer – HSI R Bull CBBC Jul 2020 T | 400,000,000 | 2018/12/12 | 2020/07/30 | 100.00 |
| 58565 | SG Issuer – HSI R Bull CBBC Aug 2020 T | 200,000,000 | 2018/12/12 | 2020/08/28 | 50.00 |
| 58566 | SG Issuer – HSI R Bear CBBC Apr 2019 H | 200,000,000 | 2018/12/12 | 2019/04/29 | 50.00 |
| 58567 | SG Issuer – HSI R Bear CBBC May 2019 D | 200,000,000 | 2018/12/12 | 2019/05/30 | 50.00 |
| 58569 | SG Issuer – HSI R Bear CBBC May 2019 N | 200,000,000 | 2018/12/12 | 2019/05/30 | 50.00 |
| 58544 | SG Issuer – Ping An R Bull CBBC May 2019 E | 100,000,000 | 2018/12/12 | 2019/05/06 | 25.00 |
| 58545 | SG Issuer – Tencent R Bull CBBC May 2019 C | 80,000,000 | 2018/12/12 | 2019/05/03 | 20.00 |
| 58546 | SG Issuer – Tencent R Bull CBBC May 2019 D | 80,000,000 | 2018/12/12 | 2019/05/09 | 20.00 |
| 58560 | SG Issuer – Tencent R Bull CBBC May 2019 E | 80,000,000 | 2018/12/12 | 2019/05/03 | 20.00 |

主板 可收回牛熊證

| 股份 代號 | 牛熊證 | 上市時之 發行單位 | 上市日期 | 到期日 | 集資金額 (百萬港元) |
|----------|--|--------------|------------|------------|----------------|
| 58561 | SG Issuer – Tencent R Bull CBBC May 2019 F | 80,000,000 | 2018/12/12 | 2019/05/07 | 20.00 |
| 58562 | SG Issuer – Tencent R Bull CBBC May 2019 G | 80,000,000 | 2018/12/12 | 2019/05/10 | 20.00 |
| 58571 | SG Issuer – Tencent R Bear CBBC Apr 2019 S | 80,000,000 | 2018/12/12 | 2019/04/10 | 20.00 |
| 58558 | SG Issuer – Tencent R Bear CBBC Apr 2019 Z | 80,000,000 | 2018/12/12 | 2019/04/09 | 20.00 |
| 58491 | UBS AG – HSI R Bull CBBC Sep 2020 A | 200,000,000 | 2018/12/12 | 2020/09/29 | 50.00 |
| 58488 | UBS AG – HSI R Bull CBBC Sep 2020 G | 200,000,000 | 2018/12/12 | 2020/09/29 | 50.00 |
| 58495 | UBS AG – HSI R Bull CBBC Jan 2021 N | 200,000,000 | 2018/12/12 | 2021/01/28 | 50.00 |
| 58490 | UBS AG – HSI R Bull CBBC Feb 2021 G | 200,000,000 | 2018/12/12 | 2021/02/25 | 50.00 |
| 58501 | UBS AG – HSI R Bear CBBC Mar 2019 V | 200,000,000 | 2018/12/12 | 2019/03/28 | 50.00 |
| 58503 | UBS AG – HSI R Bear CBBC Mar 2019 Y | 200,000,000 | 2018/12/12 | 2019/03/28 | 50.00 |
| 58499 | UBS AG – Tencent R Bull CBBC Jun 2019 X | 40,000,000 | 2018/12/12 | 2019/06/18 | 10.00 |
| 58500 | UBS AG – Tencent R Bull CBBC Jun 2019 Y | 40,000,000 | 2018/12/12 | 2019/06/20 | 10.00 |
| 58502 | UBS AG – Tencent R Bear CBBC Mar 2019 Y | 40,000,000 | 2018/12/12 | 2019/03/25 | 10.00 |
| 58572 | BNP Paribas Issuance B.V. – HSI R Bull CBBC Nov 2020 P | 250,000,000 | 2018/12/13 | 2020/11/27 | 62.50 |
| 58573 | BNP Paribas Issuance B.V. – HSI R Bull CBBC Nov 2020 Q | 250,000,000 | 2018/12/13 | 2020/11/27 | 62.50 |
| 58574 | BNP Paribas Issuance B.V. – HSI R Bull CBBC Nov 2020 R | 250,000,000 | 2018/12/13 | 2020/11/27 | 62.50 |
| 58575 | BNP Paribas Issuance B.V. – HSI R Bull CBBC Nov 2020 S | 250,000,000 | 2018/12/13 | 2020/11/27 | 62.50 |
| 58578 | BNP Paribas Issuance B.V. – HSI R Bull CBBC Nov 2020 T | 250,000,000 | 2018/12/13 | 2020/11/27 | 62.50 |
| 58579 | BNP Paribas Issuance B.V. – HSI R Bull CBBC Nov 2020 U | 250,000,000 | 2018/12/13 | 2020/11/27 | 62.50 |
| 58645 | BNP Paribas Issuance B.V. – HSI R Bear CBBC Apr 2019 A | 250,000,000 | 2018/12/13 | 2019/04/29 | 62.50 |
| 58646 | BNP Paribas Issuance B.V. – HSI R Bear CBBC Apr 2019 J | 250,000,000 | 2018/12/13 | 2019/04/29 | 62.50 |
| 58647 | BNP Paribas Issuance B.V. – HSI R Bear CBBC Apr 2019 N | 250,000,000 | 2018/12/13 | 2019/04/29 | 62.50 |
| 58593 | BNP Paribas Issuance B.V. – HSI R Bear CBBC Apr 2019 U | 250,000,000 | 2018/12/13 | 2019/04/29 | 62.50 |
| 58594 | BNP Paribas Issuance B.V. – HSI R Bear CBBC Apr 2019 V | 250,000,000 | 2018/12/13 | 2019/04/29 | 62.50 |
| 58595 | BNP Paribas Issuance B.V. – HSI R Bear CBBC Apr 2019 W | 250,000,000 | 2018/12/13 | 2019/04/29 | 62.50 |
| 58596 | BNP Paribas Issuance B.V. – HSI R Bear CBBC Apr 2019 X | 250,000,000 | 2018/12/13 | 2019/04/29 | 62.50 |
| 58597 | BNP Paribas Issuance B.V. – HSI R Bear CBBC Apr 2019 Y | 250,000,000 | 2018/12/13 | 2019/04/29 | 62.50 |
| 58598 | BNP Paribas Issuance B.V. – HSI R Bear CBBC Apr 2019 Z | 250,000,000 | 2018/12/13 | 2019/04/29 | 62.50 |
| 58644 | BNP Paribas Issuance B.V. – Tencent R Bull CBBC Jul 2019 C | 50,000,000 | 2018/12/13 | 2019/07/30 | 12.50 |
| 58642 | BNP Paribas Issuance B.V. – Tencent R Bear CBBC Oct 2019 D | 50,000,000 | 2018/12/13 | 2019/10/30 | 12.50 |
| 58641 | BNP Paribas Issuance B.V. – Tencent R Bear CBBC Nov 2019 E | 50,000,000 | 2018/12/13 | 2019/11/28 | 12.50 |
| 58643 | BNP Paribas Issuance B.V. – Tencent R Bear CBBC Nov 2019 F | 50,000,000 | 2018/12/13 | 2019/11/28 | 12.50 |
| 58877 | Credit Suisse AG – Geely Auto R Bear CBBC Sep 2019 B | 40,000,000 | 2018/12/13 | 2019/09/30 | 10.00 |
| 58884 | Credit Suisse AG – Galaxy Ent R Bear CBBC Nov 2019 A | 50,000,000 | 2018/12/13 | 2019/11/18 | 12.50 |
| 58878 | Credit Suisse AG – HSBC R Bear CBBC Dec 2019 A | 70,000,000 | 2018/12/13 | 2019/12/03 | 17.50 |
| 58811 | Credit Suisse AG – HSI R Bull CBBC Jan 2021 F | 200,000,000 | 2018/12/13 | 2021/01/28 | 50.00 |
| 58838 | Credit Suisse AG – HSI R Bull CBBC Jan 2021 G | 200,000,000 | 2018/12/13 | 2021/01/28 | 50.00 |
| 58883 | Credit Suisse AG – HSI R Bull CBBC Jan 2021 H | 200,000,000 | 2018/12/13 | 2021/01/28 | 50.00 |
| 58813 | Credit Suisse AG – HSI R Bull CBBC Feb 2021 B | 200,000,000 | 2018/12/13 | 2021/02/25 | 50.00 |
| 58830 | Credit Suisse AG – HSI R Bull CBBC Feb 2021 C | 200,000,000 | 2018/12/13 | 2021/02/25 | 50.00 |
| 58837 | Credit Suisse AG – HSI R Bull CBBC Feb 2021 D | 200,000,000 | 2018/12/13 | 2021/02/25 | 50.00 |
| 58844 | Credit Suisse AG – HSI R Bull CBBC Feb 2021 E | 200,000,000 | 2018/12/13 | 2021/02/25 | 50.00 |
| 58847 | Credit Suisse AG – HSI R Bear CBBC Mar 2019 T | 200,000,000 | 2018/12/13 | 2019/03/28 | 50.00 |
| 58850 | Credit Suisse AG – HSI R Bear CBBC Mar 2019 U | 200,000,000 | 2018/12/13 | 2019/03/28 | 50.00 |
| 58852 | Credit Suisse AG – HSI R Bear CBBC Mar 2019 W | 200,000,000 | 2018/12/13 | 2019/03/28 | 50.00 |

主板 可收回牛熊證

| 股份代號 | 牛熊證 | 上市時之發行單位 | 上市日期 | 到期日 | 集資金額 (百萬港元) |
|-------|--|-------------|------------|------------|-------------|
| 58876 | Credit Suisse AG – HSI R Bear CBBC Mar 2019 X | 200,000,000 | 2018/12/13 | 2019/03/28 | 50.00 |
| 58848 | Credit Suisse AG – HSI R Bear CBBC Apr 2019 O | 200,000,000 | 2018/12/13 | 2019/04/29 | 50.00 |
| 58849 | Credit Suisse AG – HSI R Bear CBBC Apr 2019 Q | 200,000,000 | 2018/12/13 | 2019/04/29 | 50.00 |
| 58882 | Credit Suisse AG – Tencent R Bull CBBC Oct 2019 H | 50,000,000 | 2018/12/13 | 2019/10/16 | 12.50 |
| 58886 | Credit Suisse AG – Tencent R Bear CBBC Nov 2019 A | 50,000,000 | 2018/12/13 | 2019/11/07 | 12.50 |
| 58885 | Credit Suisse AG – Tencent R Bear CBBC Dec 2019 A | 50,000,000 | 2018/12/13 | 2019/12/04 | 12.50 |
| 58922 | Goldman Sachs SP (Asia) – HKEX R Bull CBBC Apr 2019 B | 100,000,000 | 2018/12/13 | 2019/04/18 | 25.00 |
| 58585 | Goldman Sachs SP (Asia) – HSI R Bull CBBC Sep 2020 C | 200,000,000 | 2018/12/13 | 2020/09/29 | 50.00 |
| 58580 | Goldman Sachs SP (Asia) – HSI R Bull CBBC Oct 2020 D | 200,000,000 | 2018/12/13 | 2020/10/29 | 50.00 |
| 58581 | Goldman Sachs SP (Asia) – HSI R Bull CBBC Oct 2020 E | 200,000,000 | 2018/12/13 | 2020/10/29 | 50.00 |
| 58582 | Goldman Sachs SP (Asia) – HSI R Bull CBBC Nov 2020 Y | 200,000,000 | 2018/12/13 | 2020/11/27 | 50.00 |
| 58887 | Goldman Sachs SP (Asia) – HSI R Bear CBBC Mar 2019 F | 200,000,000 | 2018/12/13 | 2019/03/28 | 50.00 |
| 58888 | Goldman Sachs SP (Asia) – HSI R Bear CBBC Mar 2019 G | 200,000,000 | 2018/12/13 | 2019/03/28 | 50.00 |
| 58915 | Goldman Sachs SP (Asia) – HSI R Bear CBBC Mar 2019 H | 200,000,000 | 2018/12/13 | 2019/03/28 | 50.00 |
| 58920 | Goldman Sachs SP (Asia) – HSI R Bear CBBC Mar 2019 I | 200,000,000 | 2018/12/13 | 2019/03/28 | 50.00 |
| 58923 | Goldman Sachs SP (Asia) – HSI R Bear CBBC Mar 2019 J | 200,000,000 | 2018/12/13 | 2019/03/28 | 50.00 |
| 58586 | Goldman Sachs SP (Asia) – Ping An R Bull CBBC Jul 2019 L | 100,000,000 | 2018/12/13 | 2019/07/25 | 25.00 |
| 58583 | Goldman Sachs SP (Asia) – Tencent R Bull CBBC Mar 2019 Z | 100,000,000 | 2018/12/13 | 2019/03/14 | 25.00 |
| 58919 | Goldman Sachs SP (Asia) – Tencent R Bear CBBC Mar 2019 J | 80,000,000 | 2018/12/13 | 2019/03/14 | 20.00 |
| 58605 | HK Bank – Galaxy Ent R Bear CBBC Jul 2019 D | 40,000,000 | 2018/12/13 | 2019/07/15 | 10.00 |
| 58609 | HK Bank – HKEX R Bear CBBC Jul 2019 B | 40,000,000 | 2018/12/13 | 2019/07/29 | 10.00 |
| 58599 | HK Bank – HSI R Bear CBBC Oct 2019 E | 150,000,000 | 2018/12/13 | 2019/10/30 | 37.50 |
| 58600 | HK Bank – HSI R Bear CBBC Oct 2019 F | 150,000,000 | 2018/12/13 | 2019/10/30 | 37.50 |
| 58603 | HK Bank – HSI R Bear CBBC Nov 2019 A | 150,000,000 | 2018/12/13 | 2019/11/28 | 37.50 |
| 58604 | HK Bank – PetroChina R Bull CBBC Jul 2019 A | 80,000,000 | 2018/12/13 | 2019/07/31 | 20.00 |
| 58614 | HK Bank – Tencent R Bear CBBC Jul 2019 A | 50,000,000 | 2018/12/13 | 2019/07/08 | 12.50 |
| 58615 | HK Bank – Tencent R Bear CBBC Jul 2019 B | 50,000,000 | 2018/12/13 | 2019/07/15 | 12.50 |
| 58682 | Haitong Int'l Sec – HSI R Bull CBBC Jan 2020 B | 120,000,000 | 2018/12/13 | 2020/01/30 | 30.00 |
| 58686 | Haitong Int'l Sec – HSI R Bear CBBC Mar 2019 R | 120,000,000 | 2018/12/13 | 2019/03/28 | 30.00 |
| 58683 | Haitong Int'l Sec – HSI R Bear CBBC Apr 2019 K | 120,000,000 | 2018/12/13 | 2019/04/29 | 30.00 |
| 58687 | Haitong Int'l Sec – HSI R Bear CBBC Apr 2019 L | 120,000,000 | 2018/12/13 | 2019/04/29 | 30.00 |
| 58803 | Haitong Int'l Sec – Tencent R Bear CBBC Apr 2019 R | 40,000,000 | 2018/12/13 | 2019/04/02 | 10.00 |
| 58807 | Haitong Int'l Sec – Tencent R Bear CBBC Apr 2019 S | 40,000,000 | 2018/12/13 | 2019/04/02 | 10.00 |
| 58651 | J P Morgan SP BV – HSI R Bull CBBC Sep 2020 J | 200,000,000 | 2018/12/13 | 2020/09/29 | 50.00 |
| 58652 | J P Morgan SP BV – HSI R Bull CBBC Sep 2020 K | 200,000,000 | 2018/12/13 | 2020/09/29 | 50.00 |
| 58653 | J P Morgan SP BV – HSI R Bull CBBC Sep 2020 M | 200,000,000 | 2018/12/13 | 2020/09/29 | 50.00 |
| 58655 | J P Morgan SP BV – HSI R Bull CBBC Oct 2020 U | 200,000,000 | 2018/12/13 | 2020/10/29 | 50.00 |
| 58662 | J P Morgan SP BV – HSI R Bull CBBC Jan 2021 E | 200,000,000 | 2018/12/13 | 2021/01/28 | 50.00 |
| 58663 | J P Morgan SP BV – HSI R Bear CBBC Mar 2019 B | 200,000,000 | 2018/12/13 | 2019/03/28 | 50.00 |
| 58664 | J P Morgan SP BV – HSI R Bear CBBC Mar 2019 S | 200,000,000 | 2018/12/13 | 2019/03/28 | 50.00 |
| 58671 | J P Morgan SP BV – HSI R Bear CBBC May 2019 D | 200,000,000 | 2018/12/13 | 2019/05/30 | 50.00 |
| 58677 | J P Morgan SP BV – HSI R Bear CBBC May 2019 E | 200,000,000 | 2018/12/13 | 2019/05/30 | 50.00 |
| 58678 | J P Morgan SP BV – HSI R Bear CBBC May 2019 F | 200,000,000 | 2018/12/13 | 2019/05/30 | 50.00 |
| 58679 | J P Morgan SP BV – HSI R Bear CBBC May 2019 G | 200,000,000 | 2018/12/13 | 2019/05/30 | 50.00 |
| 58659 | J P Morgan SP BV – Tencent R Bull CBBC Apr 2019 W | 50,000,000 | 2018/12/13 | 2019/04/18 | 12.50 |

主板 可收回牛熊證

| 股份 代號 | 牛熊證 | 上市時之 發行單位 | 上市日期 | 到期日 | 集資金額 (百萬港元) |
|----------|---|--------------|------------|------------|----------------|
| 58660 | J P Morgan SP BV – Tencent R Bull CBBC Apr 2019 X | 50,000,000 | 2018/12/13 | 2019/04/12 | 12.50 |
| 58661 | J P Morgan SP BV – Tencent R Bull CBBC Apr 2019 Y | 50,000,000 | 2018/12/13 | 2019/04/18 | 12.50 |
| 58680 | J P Morgan SP BV – Tencent R Bear CBBC May 2019 A | 50,000,000 | 2018/12/13 | 2019/05/10 | 12.50 |
| 58681 | J P Morgan SP BV – Tencent R Bear CBBC May 2019 B | 50,000,000 | 2018/12/13 | 2019/05/10 | 12.50 |
| 58689 | SG Issuer – AIA R Bull CBBC Jun 2019 D | 60,000,000 | 2018/12/13 | 2019/06/27 | 15.00 |
| 58688 | SG Issuer – AIA R Bear CBBC Jun 2019 E | 60,000,000 | 2018/12/13 | 2019/06/26 | 15.00 |
| 58690 | SG Issuer – AIA R Bear CBBC Jun 2019 F | 60,000,000 | 2018/12/13 | 2019/06/27 | 15.00 |
| 58738 | SG Issuer – CSPC Pharma R Bull CBBC Apr 2019 B | 40,000,000 | 2018/12/13 | 2019/04/08 | 10.00 |
| 58752 | SG Issuer – Geely Auto R Bear CBBC May 2019 A | 40,000,000 | 2018/12/13 | 2019/05/06 | 10.40 |
| 58691 | SG Issuer – Galaxy Ent R Bull CBBC Aug 2019 F | 100,000,000 | 2018/12/13 | 2019/08/30 | 25.00 |
| 58742 | SG Issuer – Galaxy Ent R Bear CBBC Jun 2019 I | 100,000,000 | 2018/12/13 | 2019/06/21 | 25.00 |
| 58748 | SG Issuer – Galaxy Ent R Bear CBBC Jun 2019 J | 100,000,000 | 2018/12/13 | 2019/06/27 | 25.00 |
| 58757 | SG Issuer – HKEX R Bull CBBC Jul 2019 X | 50,000,000 | 2018/12/13 | 2019/07/05 | 12.50 |
| 58753 | SG Issuer – HKEX R Bear CBBC Jun 2019 A | 50,000,000 | 2018/12/13 | 2019/06/10 | 12.50 |
| 58759 | SG Issuer – HSBC R Bull CBBC Sep 2019 I | 100,000,000 | 2018/12/13 | 2019/09/27 | 25.00 |
| 58758 | SG Issuer – HSBC R Bear CBBC Jun 2019 A | 100,000,000 | 2018/12/13 | 2019/06/21 | 25.00 |
| 58788 | SG Issuer – HSI R Bull CBBC May 2020 F | 200,000,000 | 2018/12/13 | 2020/05/28 | 50.00 |
| 58789 | SG Issuer – HSI R Bull CBBC May 2020 G | 200,000,000 | 2018/12/13 | 2020/05/28 | 50.00 |
| 58697 | SG Issuer – HSI R Bull CBBC Jul 2020 U | 200,000,000 | 2018/12/13 | 2020/07/30 | 50.00 |
| 58701 | SG Issuer – HSI R Bull CBBC Jul 2020 V | 200,000,000 | 2018/12/13 | 2020/07/30 | 50.00 |
| 58702 | SG Issuer – HSI R Bull CBBC Jul 2020 W | 200,000,000 | 2018/12/13 | 2020/07/30 | 50.00 |
| 58703 | SG Issuer – HSI R Bull CBBC Aug 2020 U | 200,000,000 | 2018/12/13 | 2020/08/28 | 50.00 |
| 58726 | SG Issuer – HSI R Bull CBBC Aug 2020 V | 200,000,000 | 2018/12/13 | 2020/08/28 | 50.00 |
| 58704 | SG Issuer – HSI R Bull CBBC Sep 2020 G | 200,000,000 | 2018/12/13 | 2020/09/29 | 50.00 |
| 58718 | SG Issuer – HSI R Bull CBBC Nov 2020 T | 200,000,000 | 2018/12/13 | 2020/11/27 | 50.00 |
| 58719 | SG Issuer – HSI R Bear CBBC Apr 2019 N | 200,000,000 | 2018/12/13 | 2019/04/29 | 50.00 |
| 58769 | SG Issuer – HSI R Bear CBBC Apr 2019 O | 200,000,000 | 2018/12/13 | 2019/04/29 | 50.00 |
| 58780 | SG Issuer – HSI R Bear CBBC Apr 2019 P | 200,000,000 | 2018/12/13 | 2019/04/29 | 50.00 |
| 58782 | SG Issuer – HSI R Bear CBBC May 2019 O | 200,000,000 | 2018/12/13 | 2019/05/30 | 50.00 |
| 58787 | SG Issuer – HSI R Bear CBBC May 2019 P | 200,000,000 | 2018/12/13 | 2019/05/30 | 50.00 |
| 58720 | SG Issuer – HSI R Bear CBBC Jul 2019 B | 400,000,000 | 2018/12/13 | 2019/07/30 | 100.00 |
| 58692 | SG Issuer – Ping An R Bull CBBC Apr 2019 W | 100,000,000 | 2018/12/13 | 2019/04/30 | 25.00 |
| 58762 | SG Issuer – Ping An R Bear CBBC May 2019 E | 100,000,000 | 2018/12/13 | 2019/05/20 | 25.00 |
| 58693 | SG Issuer – Tencent R Bull CBBC Mar 2019 L | 80,000,000 | 2018/12/13 | 2019/03/27 | 20.00 |
| 58694 | SG Issuer – Tencent R Bull CBBC May 2019 H | 80,000,000 | 2018/12/13 | 2019/05/08 | 20.00 |
| 58696 | SG Issuer – Tencent R Bull CBBC May 2019 I | 80,000,000 | 2018/12/13 | 2019/05/30 | 20.00 |
| 58739 | SG Issuer – Tencent R Bull CBBC May 2019 J | 80,000,000 | 2018/12/13 | 2019/05/02 | 20.00 |
| 58741 | SG Issuer – Tencent R Bull CBBC May 2019 K | 80,000,000 | 2018/12/13 | 2019/05/03 | 20.00 |
| 58768 | SG Issuer – Tencent R Bull CBBC May 2019 L | 80,000,000 | 2018/12/13 | 2019/05/27 | 20.00 |
| 58763 | SG Issuer – Tencent R Bear CBBC Mar 2019 P | 80,000,000 | 2018/12/13 | 2019/03/28 | 20.00 |
| 58764 | SG Issuer – Tencent R Bear CBBC Mar 2019 S | 80,000,000 | 2018/12/13 | 2019/03/29 | 20.00 |
| 58765 | SG Issuer – Tencent R Bear CBBC Apr 2019 Y | 80,000,000 | 2018/12/13 | 2019/04/04 | 20.00 |
| 58626 | UBS AG – HSI R Bull CBBC Oct 2020 T | 200,000,000 | 2018/12/13 | 2020/10/29 | 50.00 |
| 58616 | UBS AG – HSI R Bull CBBC Nov 2020 H | 200,000,000 | 2018/12/13 | 2020/11/27 | 50.00 |
| 58617 | UBS AG – HSI R Bull CBBC Dec 2020 T | 200,000,000 | 2018/12/13 | 2020/12/30 | 50.00 |

主板 可收回牛熊證

| 股份 代號 | 牛熊證 | 上市時之 發行單位 | 上市日期 | 到期日 | 集資金額 (百萬港元) |
|----------|---|--------------|------------|------------|----------------|
| 58618 | UBS AG – HSI R Bull CBBC Jan 2021 O | 200,000,000 | 2018/12/13 | 2021/01/28 | 50.00 |
| 58638 | UBS AG – HSI R Bull CBBC Jan 2021 P | 200,000,000 | 2018/12/13 | 2021/01/28 | 50.00 |
| 58619 | UBS AG – HSI R Bull CBBC Feb 2021 H | 200,000,000 | 2018/12/13 | 2021/02/25 | 50.00 |
| 58637 | UBS AG – HSI R Bull CBBC Feb 2021 I | 200,000,000 | 2018/12/13 | 2021/02/25 | 50.00 |
| 58648 | UBS AG – HSI R Bear CBBC Mar 2019 D | 200,000,000 | 2018/12/13 | 2019/03/28 | 50.00 |
| 58649 | UBS AG – HSI R Bear CBBC Mar 2019 F | 200,000,000 | 2018/12/13 | 2019/03/28 | 50.00 |
| 58632 | UBS AG – HSI R Bear CBBC Mar 2019 W | 200,000,000 | 2018/12/13 | 2019/03/28 | 50.00 |
| 58634 | UBS AG – HSI R Bear CBBC Apr 2019 S | 200,000,000 | 2018/12/13 | 2019/04/29 | 50.00 |
| 58633 | UBS AG – HSI R Bear CBBC May 2019 L | 300,000,000 | 2018/12/13 | 2019/05/30 | 75.00 |
| 58628 | UBS AG – Tencent R Bull CBBC Jun 2019 B | 40,000,000 | 2018/12/13 | 2019/06/11 | 10.00 |
| 58627 | UBS AG – Tencent R Bull CBBC Jun 2019 Z | 40,000,000 | 2018/12/13 | 2019/06/03 | 10.00 |
| 58635 | UBS AG – Tencent R Bear CBBC Apr 2019 K | 40,000,000 | 2018/12/13 | 2019/04/08 | 10.00 |
| 58650 | UBS AG – Tencent R Bear CBBC Apr 2019 L | 40,000,000 | 2018/12/13 | 2019/04/11 | 10.00 |
| 58587 | Bank Vontobel – China Mobile R Bull CBBC Aug 2019 C | 40,000,000 | 2018/12/13 | 2019/08/02 | 10.00 |
| 58591 | Bank Vontobel – HSI R Bull CBBC May 2019 Z | 80,000,000 | 2018/12/13 | 2019/05/30 | 20.00 |
| 58590 | Bank Vontobel – HSI R Bull CBBC Jun 2019 H | 80,000,000 | 2018/12/13 | 2019/06/27 | 20.00 |
| 58589 | Bank Vontobel – HSI R Bear CBBC Mar 2019 U | 80,000,000 | 2018/12/13 | 2019/03/28 | 20.00 |
| 58588 | Bank Vontobel – ICBC R Bear CBBC Jun 2019 B | 40,000,000 | 2018/12/13 | 2019/06/14 | 10.00 |
| 58592 | Bank Vontobel – Tencent R Bull CBBC Aug 2019 N | 40,000,000 | 2018/12/13 | 2019/08/23 | 10.00 |
| 58640 | Bank Vontobel – Tencent R Bear CBBC Apr 2019 C | 40,000,000 | 2018/12/13 | 2019/04/26 | 10.00 |
| 59085 | BNP Paribas Issuance B.V. – HSI R Bear CBBC Apr 2019 B | 250,000,000 | 2018/12/14 | 2019/04/29 | 62.50 |
| 59239 | Credit Suisse AG – HSI R Bull CBBC Jan 2021 I | 200,000,000 | 2018/12/14 | 2021/01/28 | 50.00 |
| 59240 | Credit Suisse AG – HSI R Bull CBBC Jan 2021 J | 200,000,000 | 2018/12/14 | 2021/01/28 | 50.00 |
| 59241 | Credit Suisse AG – HSI R Bull CBBC Jan 2021 K | 200,000,000 | 2018/12/14 | 2021/01/28 | 50.00 |
| 59234 | Credit Suisse AG – HSI R Bull CBBC Feb 2021 F | 200,000,000 | 2018/12/14 | 2021/02/25 | 50.00 |
| 59244 | Credit Suisse AG – HSI R Bull CBBC Feb 2021 G | 200,000,000 | 2018/12/14 | 2021/02/25 | 50.00 |
| 59220 | Credit Suisse AG – HSI R Bear CBBC Mar 2019 B | 200,000,000 | 2018/12/14 | 2019/03/28 | 50.00 |
| 59245 | Credit Suisse AG – HSI R Bear CBBC Mar 2019 M | 200,000,000 | 2018/12/14 | 2019/03/28 | 50.00 |
| 59249 | Credit Suisse AG – HSI R Bear CBBC Apr 2019 J | 200,000,000 | 2018/12/14 | 2019/04/29 | 50.00 |
| 59224 | Credit Suisse AG – HSI R Bear CBBC Apr 2019 R | 200,000,000 | 2018/12/14 | 2019/04/29 | 50.00 |
| 59221 | Credit Suisse AG – HSI R Bear CBBC May 2019 P | 200,000,000 | 2018/12/14 | 2019/05/30 | 50.00 |
| 59223 | Credit Suisse AG – HSI R Bear CBBC Jun 2019 C | 300,000,000 | 2018/12/14 | 2019/06/27 | 75.00 |
| 59255 | Credit Suisse AG – Ping An R Bear CBBC Dec 2019 A | 80,000,000 | 2018/12/14 | 2019/12/03 | 20.00 |
| 59242 | Credit Suisse AG – Tencent R Bull CBBC Oct 2019 I | 50,000,000 | 2018/12/14 | 2019/10/28 | 12.50 |
| 59243 | Credit Suisse AG – Tencent R Bear CBBC Oct 2019 C | 50,000,000 | 2018/12/14 | 2019/10/18 | 12.50 |
| 59048 | Bank of East Asia – Geely Auto R Bear CBBC Apr 2019 A | 40,000,000 | 2018/12/14 | 2019/04/01 | 12.00 |
| 59059 | Bank of East Asia – Galaxy Ent R Bear CBBC Jun 2019 A | 80,000,000 | 2018/12/14 | 2019/06/10 | 20.00 |
| 59060 | Bank of East Asia – HSBC R Bear CBBC Apr 2019 B | 40,000,000 | 2018/12/14 | 2019/04/01 | 10.00 |
| 59056 | Bank of East Asia – PetroChina R Bull CBBC Jun 2019 A | 40,000,000 | 2018/12/14 | 2019/06/10 | 10.00 |
| 59055 | Bank of East Asia – Ping An R Bull CBBC Apr 2019 D | 10,000,000 | 2018/12/14 | 2019/04/01 | 10.00 |
| 59049 | Bank of East Asia – Ping An R Bear CBBC Apr 2019 C | 100,000,000 | 2018/12/14 | 2019/04/01 | 25.00 |
| 59057 | Bank of East Asia – Tencent R Bull CBBC Apr 2019 E | 30,000,000 | 2018/12/14 | 2019/04/01 | 10.50 |
| 59058 | Bank of East Asia – Tencent R Bear CBBC Apr 2019 B | 30,000,000 | 2018/12/14 | 2019/04/01 | 10.50 |
| 59261 | Goldman Sachs SP (Asia) – AIA R Bull CBBC May 2019 I | 100,000,000 | 2018/12/14 | 2019/05/14 | 25.00 |
| 59262 | Goldman Sachs SP (Asia) – Galaxy Ent R Bear CBBC Sep 2020 A | 80,000,000 | 2018/12/14 | 2020/09/18 | 20.00 |

主板 可收回牛熊證

| 股份代號 | 牛熊證 | 上市時之發行單位 | 上市日期 | 到期日 | 集資金額 (百萬港元) |
|-------|--|-------------|------------|------------|----------------|
| 59263 | Goldman Sachs SP (Asia) – HKEX R Bear CBBC Apr 2019 B | 80,000,000 | 2018/12/14 | 2019/04/15 | 20.00 |
| 59017 | Goldman Sachs SP (Asia) – HSBC R Bull CBBC Sep 2019 Z | 100,000,000 | 2018/12/14 | 2019/09/26 | 25.00 |
| 59011 | Goldman Sachs SP (Asia) – HSI R Bull CBBC Sep 2020 D | 200,000,000 | 2018/12/14 | 2020/09/29 | 50.00 |
| 59012 | Goldman Sachs SP (Asia) – HSI R Bull CBBC Sep 2020 E | 200,000,000 | 2018/12/14 | 2020/09/29 | 50.00 |
| 58936 | Goldman Sachs SP (Asia) – HSI R Bear CBBC Mar 2019 L | 200,000,000 | 2018/12/14 | 2019/03/28 | 50.00 |
| 58938 | Goldman Sachs SP (Asia) – HSI R Bear CBBC Mar 2019 S | 200,000,000 | 2018/12/14 | 2019/03/28 | 50.00 |
| 59256 | Goldman Sachs SP (Asia) – HSI R Bear CBBC Mar 2019 W | 200,000,000 | 2018/12/14 | 2019/03/28 | 50.00 |
| 59260 | Goldman Sachs SP (Asia) – HSI R Bear CBBC Mar 2019 X | 200,000,000 | 2018/12/14 | 2019/03/28 | 50.00 |
| 59014 | Goldman Sachs SP (Asia) – Ping An R Bull CBBC Jul 2019 K | 100,000,000 | 2018/12/14 | 2019/07/25 | 25.00 |
| 59013 | Goldman Sachs SP (Asia) – Tencent R Bull CBBC Mar 2019 C | 100,000,000 | 2018/12/14 | 2019/03/14 | 25.00 |
| 58943 | Goldman Sachs SP (Asia) – Tencent R Bear CBBC Mar 2019 L | 80,000,000 | 2018/12/14 | 2019/03/14 | 20.00 |
| 58979 | HK Bank – CNOOC R Bear CBBC Jul 2019 A | 40,000,000 | 2018/12/14 | 2019/07/31 | 10.00 |
| 58948 | HK Bank – CSPC Pharma R Bull CBBC Jun 2019 A | 40,000,000 | 2018/12/14 | 2019/06/28 | 10.00 |
| 58965 | HK Bank – CSPC Pharma R Bull CBBC Jul 2019 A | 40,000,000 | 2018/12/14 | 2019/07/31 | 12.00 |
| 58980 | HK Bank – HSI R Bull CBBC Sep 2019 O | 150,000,000 | 2018/12/14 | 2019/09/27 | 37.50 |
| 58989 | HK Bank – HSI R Bear CBBC Sep 2019 B | 150,000,000 | 2018/12/14 | 2019/09/27 | 37.50 |
| 59008 | HK Bank – HSI R Bear CBBC Oct 2019 G | 150,000,000 | 2018/12/14 | 2019/10/30 | 37.50 |
| 58968 | HK Bank – Sino Biopharm R Bull CBBC Jun 2019 A | 40,000,000 | 2018/12/14 | 2019/06/28 | 10.00 |
| 58974 | HK Bank – Sino Biopharm R Bull CBBC Jul 2019 B | 40,000,000 | 2018/12/14 | 2019/07/31 | 10.00 |
| 58944 | HK Bank – Tencent R Bull CBBC Jun 2019 X | 60,000,000 | 2018/12/14 | 2019/06/10 | 15.00 |
| 58945 | HK Bank – Tencent R Bear CBBC Jul 2019 C | 50,000,000 | 2018/12/14 | 2019/07/11 | 12.50 |
| 59038 | Haitong Int'l Sec – HSI R Bear CBBC Mar 2019 S | 120,000,000 | 2018/12/14 | 2019/03/28 | 30.00 |
| 59018 | Haitong Int'l Sec – HSI R Bear CBBC Apr 2019 M | 120,000,000 | 2018/12/14 | 2019/04/29 | 30.00 |
| 59046 | Haitong Int'l Sec – HSI R Bear CBBC Apr 2019 N | 120,000,000 | 2018/12/14 | 2019/04/29 | 30.00 |
| 59173 | J P Morgan SP BV – HSI R Bull CBBC Sep 2020 U | 200,000,000 | 2018/12/14 | 2020/09/29 | 50.00 |
| 59197 | J P Morgan SP BV – HSI R Bull CBBC Nov 2020 D | 200,000,000 | 2018/12/14 | 2020/11/27 | 50.00 |
| 59198 | J P Morgan SP BV – HSI R Bull CBBC Dec 2020 A | 200,000,000 | 2018/12/14 | 2020/12/30 | 50.00 |
| 59205 | J P Morgan SP BV – HSI R Bear CBBC Mar 2019 Z | 200,000,000 | 2018/12/14 | 2019/03/28 | 50.00 |
| 59210 | J P Morgan SP BV – HSI R Bear CBBC May 2019 H | 200,000,000 | 2018/12/14 | 2019/05/30 | 50.00 |
| 59215 | J P Morgan SP BV – HSI R Bear CBBC May 2019 I | 200,000,000 | 2018/12/14 | 2019/05/30 | 50.00 |
| 59216 | J P Morgan SP BV – Tencent R Bull CBBC May 2019 C | 50,000,000 | 2018/12/14 | 2019/05/10 | 12.50 |
| 59185 | J P Morgan SP BV – Tencent R Bear CBBC Apr 2019 F | 50,000,000 | 2018/12/14 | 2019/04/18 | 12.50 |
| 59219 | J P Morgan SP BV – Tencent R Bear CBBC May 2019 C | 50,000,000 | 2018/12/14 | 2019/05/10 | 12.50 |
| 59009 | Macquarie Bank Ltd. – SUNAC R Bull CBBC Sep 2019 A | 9,000,000 | 2018/12/14 | 2019/09/30 | 10.41 |
| 59010 | Macquarie Bank Ltd. – SUNAC R Bear CBBC Sep 2019 A | 7,000,000 | 2018/12/14 | 2019/09/30 | 10.45 |
| 59115 | SG Issuer – AIA R Bull CBBC Jul 2019 T | 60,000,000 | 2018/12/14 | 2019/07/10 | 15.00 |
| 59092 | SG Issuer – CSPC Pharma R Bull CBBC Apr 2019 C | 40,000,000 | 2018/12/14 | 2019/04/02 | 10.00 |
| 59116 | SG Issuer – CSPC Pharma R Bull CBBC Apr 2019 D | 40,000,000 | 2018/12/14 | 2019/04/25 | 11.60 |
| 59094 | SG Issuer – Geely Auto R Bull CBBC May 2019 B | 40,000,000 | 2018/12/14 | 2019/05/06 | 16.00 |
| 59093 | SG Issuer – Galaxy Ent R Bull CBBC Jul 2019 R | 100,000,000 | 2018/12/14 | 2019/07/22 | 25.00 |
| 59119 | SG Issuer – Galaxy Ent R Bear CBBC Jul 2019 R | 100,000,000 | 2018/12/14 | 2019/07/10 | 25.00 |
| 59159 | SG Issuer – HSBC R Bear CBBC May 2019 B | 100,000,000 | 2018/12/14 | 2019/05/03 | 25.00 |
| 59146 | SG Issuer – HSI R Bull CBBC Aug 2020 X | 200,000,000 | 2018/12/14 | 2020/08/28 | 50.00 |
| 59147 | SG Issuer – HSI R Bull CBBC Aug 2020 Y | 200,000,000 | 2018/12/14 | 2020/08/28 | 50.00 |
| 59113 | SG Issuer – HSI R Bull CBBC Sep 2020 J | 400,000,000 | 2018/12/14 | 2020/09/29 | 100.00 |

主板 可收回牛熊證

| 股份代號 | 牛熊證 | 上市時之發行單位 | 上市日期 | 到期日 | 集資金額 (百萬港元) |
|-------|--|-------------|------------|------------|----------------|
| 59133 | SG Issuer – HSI R Bull CBBC Sep 2020 T | 200,000,000 | 2018/12/14 | 2020/09/29 | 50.00 |
| 59134 | SG Issuer – HSI R Bull CBBC Sep 2020 X | 200,000,000 | 2018/12/14 | 2020/09/29 | 50.00 |
| 59140 | SG Issuer – HSI R Bear CBBC May 2019 Q | 200,000,000 | 2018/12/14 | 2019/05/30 | 50.00 |
| 59141 | SG Issuer – HSI R Bear CBBC May 2019 S | 200,000,000 | 2018/12/14 | 2019/05/30 | 50.00 |
| 59142 | SG Issuer – HSI R Bear CBBC May 2019 T | 200,000,000 | 2018/12/14 | 2019/05/30 | 50.00 |
| 59144 | SG Issuer – HSI R Bear CBBC May 2019 U | 200,000,000 | 2018/12/14 | 2019/05/30 | 50.00 |
| 59145 | SG Issuer – HSI R Bear CBBC Jul 2019 G | 200,000,000 | 2018/12/14 | 2019/07/30 | 50.00 |
| 59125 | SG Issuer – Ping An R Bull CBBC Aug 2019 K | 100,000,000 | 2018/12/14 | 2019/08/05 | 25.00 |
| 59131 | SG Issuer – Tencent R Bull CBBC Apr 2019 P | 80,000,000 | 2018/12/14 | 2019/04/17 | 20.00 |
| 59132 | SG Issuer – Tencent R Bull CBBC Apr 2019 R | 80,000,000 | 2018/12/14 | 2019/04/25 | 20.00 |
| 59163 | SG Issuer – Tencent R Bull CBBC May 2019 M | 80,000,000 | 2018/12/14 | 2019/05/09 | 20.00 |
| 59095 | SG Issuer – Tencent R Bear CBBC Apr 2019 H | 80,000,000 | 2018/12/14 | 2019/04/16 | 20.00 |
| 59107 | SG Issuer – Tencent R Bear CBBC May 2019 B | 80,000,000 | 2018/12/14 | 2019/05/02 | 20.00 |
| 59108 | SG Issuer – Tencent R Bear CBBC May 2019 C | 80,000,000 | 2018/12/14 | 2019/05/03 | 20.00 |
| 59111 | SG Issuer – Tencent R Bear CBBC May 2019 D | 80,000,000 | 2018/12/14 | 2019/05/06 | 20.00 |
| 59061 | UBS AG – HSI R Bull CBBC Nov 2020 R | 200,000,000 | 2018/12/14 | 2020/11/27 | 50.00 |
| 59062 | UBS AG – HSI R Bull CBBC Dec 2020 B | 200,000,000 | 2018/12/14 | 2020/12/30 | 50.00 |
| 59074 | UBS AG – HSI R Bull CBBC Feb 2021 J | 200,000,000 | 2018/12/14 | 2021/02/25 | 50.00 |
| 59063 | UBS AG – HSI R Bear CBBC Mar 2019 G | 200,000,000 | 2018/12/14 | 2019/03/28 | 50.00 |
| 59064 | UBS AG – HSI R Bear CBBC Mar 2019 Z | 200,000,000 | 2018/12/14 | 2019/03/28 | 50.00 |
| 59073 | UBS AG – HSI R Bear CBBC Apr 2019 T | 200,000,000 | 2018/12/14 | 2019/04/29 | 50.00 |
| 59068 | UBS AG – HSI R Bear CBBC May 2019 M | 300,000,000 | 2018/12/14 | 2019/05/30 | 75.00 |
| 59079 | UBS AG – Tencent R Bull CBBC Jun 2019 C | 40,000,000 | 2018/12/14 | 2019/06/17 | 10.00 |
| 59082 | UBS AG – Tencent R Bear CBBC Mar 2019 Z | 40,000,000 | 2018/12/14 | 2019/03/27 | 10.00 |
| 59377 | BNP Paribas Issuance B.V. – CC Bank R Bull CBBC Sep 2019 V | 100,000,000 | 2018/12/17 | 2019/09/27 | 25.00 |
| 59398 | BNP Paribas Issuance B.V. – HSCEI R Bull CBBC Sep 2019 P | 100,000,000 | 2018/12/17 | 2019/09/27 | 25.00 |
| 59334 | BNP Paribas Issuance B.V. – HSI R Bull CBBC Nov 2020 V | 250,000,000 | 2018/12/17 | 2020/11/27 | 62.50 |
| 59353 | BNP Paribas Issuance B.V. – HSI R Bull CBBC Nov 2020 W | 250,000,000 | 2018/12/17 | 2020/11/27 | 62.50 |
| 59355 | BNP Paribas Issuance B.V. – HSI R Bull CBBC Nov 2020 X | 250,000,000 | 2018/12/17 | 2020/11/27 | 62.50 |
| 59362 | BNP Paribas Issuance B.V. – HSI R Bull CBBC Nov 2020 Y | 250,000,000 | 2018/12/17 | 2020/11/27 | 62.50 |
| 59376 | BNP Paribas Issuance B.V. – HSI R Bull CBBC Nov 2020 Z | 250,000,000 | 2018/12/17 | 2020/11/27 | 62.50 |
| 59399 | BNP Paribas Issuance B.V. – HSI R Bear CBBC Apr 2019 C | 250,000,000 | 2018/12/17 | 2019/04/29 | 62.50 |
| 59405 | BNP Paribas Issuance B.V. – HSI R Bear CBBC Apr 2019 D | 250,000,000 | 2018/12/17 | 2019/04/29 | 62.50 |
| 59416 | BNP Paribas Issuance B.V. – HSI R Bear CBBC Apr 2019 E | 250,000,000 | 2018/12/17 | 2019/04/29 | 62.50 |
| 59417 | BNP Paribas Issuance B.V. – HSI R Bear CBBC Apr 2019 F | 250,000,000 | 2018/12/17 | 2019/04/29 | 62.50 |
| 60060 | Credit Suisse AG – AIA R Bull CBBC Aug 2019 B | 70,000,000 | 2018/12/17 | 2019/08/01 | 17.50 |
| 60059 | Credit Suisse AG – HKEX R Bear CBBC Jun 2019 A | 50,000,000 | 2018/12/17 | 2019/06/27 | 12.50 |
| 59601 | Credit Suisse AG – HSI R Bull CBBC Jan 2021 L | 200,000,000 | 2018/12/17 | 2021/01/28 | 50.00 |
| 59617 | Credit Suisse AG – HSI R Bull CBBC Jan 2021 M | 200,000,000 | 2018/12/17 | 2021/01/28 | 50.00 |
| 59618 | Credit Suisse AG – HSI R Bull CBBC Jan 2021 N | 200,000,000 | 2018/12/17 | 2021/01/28 | 50.00 |
| 59602 | Credit Suisse AG – HSI R Bull CBBC Feb 2021 H | 200,000,000 | 2018/12/17 | 2021/02/25 | 50.00 |
| 59604 | Credit Suisse AG – HSI R Bull CBBC Feb 2021 I | 200,000,000 | 2018/12/17 | 2021/02/25 | 50.00 |
| 60046 | Credit Suisse AG – HSI R Bear CBBC Mar 2019 N | 200,000,000 | 2018/12/17 | 2019/03/28 | 50.00 |
| 59635 | Credit Suisse AG – HSI R Bear CBBC Mar 2019 Q | 200,000,000 | 2018/12/17 | 2019/03/28 | 50.00 |
| 59630 | Credit Suisse AG – HSI R Bear CBBC Apr 2019 S | 300,000,000 | 2018/12/17 | 2019/04/29 | 75.00 |

主板 可收回牛熊證

| 股份代號 | 牛熊證 | 上市時之發行單位 | 上市日期 | 到期日 | 集資金額 (百萬港元) |
|-------|---|-------------|------------|------------|-------------|
| 60033 | Credit Suisse AG – HSI R Bear CBBC Apr 2019 W | 200,000,000 | 2018/12/17 | 2019/04/29 | 50.00 |
| 60047 | Credit Suisse AG – HSI R Bear CBBC Apr 2019 X | 200,000,000 | 2018/12/17 | 2019/04/29 | 50.00 |
| 59621 | Credit Suisse AG – Ping An R Bull CBBC Oct 2019 B | 80,000,000 | 2018/12/17 | 2019/10/28 | 20.00 |
| 60099 | Credit Suisse AG – Tencent R Bull CBBC Oct 2019 J | 50,000,000 | 2018/12/17 | 2019/10/30 | 12.50 |
| 60138 | Goldman Sachs SP (Asia) – AIA R Bull CBBC Nov 2019 G | 100,000,000 | 2018/12/17 | 2019/11/15 | 25.00 |
| 60168 | Goldman Sachs SP (Asia) – Galaxy Ent R Bull CBBC Feb 2020 E | 100,000,000 | 2018/12/17 | 2020/02/14 | 25.00 |
| 59268 | Goldman Sachs SP (Asia) – HSI R Bull CBBC Nov 2020 F | 200,000,000 | 2018/12/17 | 2020/11/27 | 50.00 |
| 59269 | Goldman Sachs SP (Asia) – HSI R Bull CBBC Nov 2020 M | 200,000,000 | 2018/12/17 | 2020/11/27 | 50.00 |
| 59279 | Goldman Sachs SP (Asia) – HSI R Bull CBBC Nov 2020 P | 200,000,000 | 2018/12/17 | 2020/11/27 | 50.00 |
| 59480 | Goldman Sachs SP (Asia) – HSI R Bear CBBC Mar 2019 A | 200,000,000 | 2018/12/17 | 2019/03/28 | 50.00 |
| 59482 | Goldman Sachs SP (Asia) – HSI R Bear CBBC Mar 2019 C | 200,000,000 | 2018/12/17 | 2019/03/28 | 50.00 |
| 59470 | Goldman Sachs SP (Asia) – HSI R Bear CBBC Mar 2019 Y | 200,000,000 | 2018/12/17 | 2019/03/28 | 50.00 |
| 59476 | Goldman Sachs SP (Asia) – HSI R Bear CBBC Mar 2019 Z | 200,000,000 | 2018/12/17 | 2019/03/28 | 50.00 |
| 59298 | Goldman Sachs SP (Asia) – Ping An R Bull CBBC Jul 2019 M | 100,000,000 | 2018/12/17 | 2019/07/25 | 25.00 |
| 59290 | Goldman Sachs SP (Asia) – Tencent R Bull CBBC May 2019 A | 100,000,000 | 2018/12/17 | 2019/05/02 | 25.00 |
| 59297 | Goldman Sachs SP (Asia) – Tencent R Bull CBBC May 2019 B | 100,000,000 | 2018/12/17 | 2019/05/02 | 25.00 |
| 60304 | Goldman Sachs SP (Asia) – Tencent R Bear CBBC May 2019 A | 80,000,000 | 2018/12/17 | 2019/05/02 | 20.00 |
| 59455 | HK Bank – AIA R Bear CBBC Apr 2019 D | 40,000,000 | 2018/12/17 | 2019/04/18 | 10.00 |
| 59459 | HK Bank – China Mobile R Bull CBBC Apr 2019 E | 50,000,000 | 2018/12/17 | 2019/04/29 | 12.50 |
| 59465 | HK Bank – CC Bank R Bear CBBC May 2019 A | 50,000,000 | 2018/12/17 | 2019/05/06 | 12.50 |
| 59454 | HK Bank – HKEX R Bear CBBC May 2019 D | 40,000,000 | 2018/12/17 | 2019/05/23 | 10.00 |
| 59441 | HK Bank – HSCEI R Bear CBBC Apr 2019 C | 50,000,000 | 2018/12/17 | 2019/04/29 | 12.50 |
| 59326 | HK Bank – HSI R Bull CBBC Sep 2019 K | 150,000,000 | 2018/12/17 | 2019/09/27 | 37.50 |
| 59306 | HK Bank – HSI R Bull CBBC Sep 2019 P | 150,000,000 | 2018/12/17 | 2019/09/27 | 37.50 |
| 59422 | HK Bank – HSI R Bear CBBC Apr 2019 S | 150,000,000 | 2018/12/17 | 2019/04/29 | 37.50 |
| 59439 | HK Bank – HSI R Bear CBBC Apr 2019 T | 150,000,000 | 2018/12/17 | 2019/04/29 | 37.50 |
| 59468 | HK Bank – ICBC R Bear CBBC May 2019 A | 50,000,000 | 2018/12/17 | 2019/05/06 | 12.50 |
| 59320 | HK Bank – Ping An R Bull CBBC Apr 2019 I | 100,000,000 | 2018/12/17 | 2019/04/23 | 25.00 |
| 59450 | HK Bank – Ping An R Bear CBBC May 2019 A | 80,000,000 | 2018/12/17 | 2019/05/06 | 20.00 |
| 59469 | HK Bank – Sands China R Bear CBBC Jul 2019 A | 40,000,000 | 2018/12/17 | 2019/07/08 | 10.00 |
| 59315 | HK Bank – Tencent R Bull CBBC Apr 2019 C | 60,000,000 | 2018/12/17 | 2019/04/23 | 15.00 |
| 59448 | HK Bank – Tencent R Bear CBBC Apr 2019 Y | 50,000,000 | 2018/12/17 | 2019/04/23 | 12.50 |
| 59550 | Haitong Int'l Sec – HSI R Bull CBBC Oct 2019 M | 120,000,000 | 2018/12/17 | 2019/10/30 | 30.00 |
| 59555 | Haitong Int'l Sec – HSI R Bear CBBC Mar 2019 T | 120,000,000 | 2018/12/17 | 2019/03/28 | 30.00 |
| 59551 | Haitong Int'l Sec – HSI R Bear CBBC Apr 2019 O | 120,000,000 | 2018/12/17 | 2019/04/29 | 30.00 |
| 59418 | Haitong Int'l Sec – Tencent R Bear CBBC Apr 2019 T | 40,000,000 | 2018/12/17 | 2019/04/03 | 10.00 |
| 59592 | J P Morgan SP BV – HSCEI R Bull CBBC Oct 2020 D | 100,000,000 | 2018/12/17 | 2020/10/29 | 25.00 |
| 59590 | J P Morgan SP BV – HSCEI R Bear CBBC Apr 2019 O | 100,000,000 | 2018/12/17 | 2019/04/29 | 25.00 |
| 59566 | J P Morgan SP BV – HSI R Bull CBBC Sep 2020 A | 200,000,000 | 2018/12/17 | 2020/09/29 | 50.00 |
| 59567 | J P Morgan SP BV – HSI R Bull CBBC Oct 2020 L | 200,000,000 | 2018/12/17 | 2020/10/29 | 50.00 |
| 59568 | J P Morgan SP BV – HSI R Bull CBBC Nov 2020 B | 200,000,000 | 2018/12/17 | 2020/11/27 | 50.00 |
| 59577 | J P Morgan SP BV – HSI R Bull CBBC Dec 2020 B | 200,000,000 | 2018/12/17 | 2020/12/30 | 50.00 |
| 59578 | J P Morgan SP BV – HSI R Bear CBBC May 2019 J | 200,000,000 | 2018/12/17 | 2019/05/30 | 50.00 |
| 59579 | J P Morgan SP BV – HSI R Bear CBBC May 2019 K | 200,000,000 | 2018/12/17 | 2019/05/30 | 50.00 |
| 59580 | J P Morgan SP BV – HSI R Bear CBBC May 2019 L | 200,000,000 | 2018/12/17 | 2019/05/30 | 50.00 |

主板 可收回牛熊證

| 股份代號 | 牛熊證 | 上市時之發行單位 | 上市日期 | 到期日 | 集資金額 (百萬港元) |
|-------|---|-------------|------------|------------|----------------|
| 59585 | J P Morgan SP BV – HSI R Bear CBBC May 2019 M | 200,000,000 | 2018/12/17 | 2019/05/30 | 50.00 |
| 59586 | J P Morgan SP BV – HSI R Bear CBBC May 2019 N | 200,000,000 | 2018/12/17 | 2019/05/30 | 50.00 |
| 59589 | J P Morgan SP BV – HSI R Bear CBBC May 2019 O | 200,000,000 | 2018/12/17 | 2019/05/30 | 50.00 |
| 60513 | SG Issuer – AAC Tech R Bull CBBC Oct 2019 A | 40,000,000 | 2018/12/17 | 2019/10/30 | 10.00 |
| 60576 | SG Issuer – AAC Tech R Bull CBBC Nov 2019 A | 40,000,000 | 2018/12/17 | 2019/11/28 | 10.00 |
| 60490 | SG Issuer – AAC Tech R Bear CBBC Sep 2019 A | 40,000,000 | 2018/12/17 | 2019/09/27 | 10.00 |
| 60782 | SG Issuer – AIA R Bull CBBC Nov 2019 A | 60,000,000 | 2018/12/17 | 2019/11/28 | 15.00 |
| 60636 | SG Issuer – AIA R Bear CBBC Jun 2019 G | 60,000,000 | 2018/12/17 | 2019/06/27 | 15.00 |
| 60844 | SG Issuer – Country Garden R Bull CBBC Nov 2019 A | 40,000,000 | 2018/12/17 | 2019/11/28 | 10.00 |
| 60837 | SG Issuer – China Mobile R Bull CBBC Dec 2019 A | 100,000,000 | 2018/12/17 | 2019/12/30 | 25.00 |
| 60807 | SG Issuer – CC Bank R Bull CBBC Oct 2019 A | 100,000,000 | 2018/12/17 | 2019/10/30 | 25.00 |
| 60829 | SG Issuer – China Life R Bear CBBC Jul 2019 A | 40,000,000 | 2018/12/17 | 2019/07/30 | 10.00 |
| 60840 | SG Issuer – Sinopec Corp R Bull CBBC Nov 2019 A | 40,000,000 | 2018/12/17 | 2019/11/28 | 10.00 |
| 60860 | SG Issuer – CSPC Pharma R Bull CBBC Sep 2019 A | 40,000,000 | 2018/12/17 | 2019/09/27 | 13.00 |
| 60889 | SG Issuer – Geely Auto R Bull CBBC Sep 2019 A | 40,000,000 | 2018/12/17 | 2019/09/27 | 10.00 |
| 60911 | SG Issuer – Geely Auto R Bull CBBC Nov 2019 A | 40,000,000 | 2018/12/17 | 2019/11/28 | 10.00 |
| 60925 | SG Issuer – HKEX R Bear CBBC Sep 2019 A | 50,000,000 | 2018/12/17 | 2019/09/27 | 12.50 |
| 60366 | SG Issuer – HSI R Bull CBBC Oct 2020 V | 200,000,000 | 2018/12/17 | 2020/10/29 | 50.00 |
| 60413 | SG Issuer – HSI R Bull CBBC Nov 2020 I | 200,000,000 | 2018/12/17 | 2020/11/27 | 50.00 |
| 60487 | SG Issuer – HSI R Bull CBBC Nov 2020 P | 200,000,000 | 2018/12/17 | 2020/11/27 | 50.00 |
| 60393 | SG Issuer – HSI R Bull CBBC Nov 2020 Z | 200,000,000 | 2018/12/17 | 2020/11/27 | 50.00 |
| 61549 | SG Issuer – HSI R Bear CBBC Mar 2019 E | 200,000,000 | 2018/12/17 | 2019/03/28 | 50.00 |
| 61555 | SG Issuer – HSI R Bear CBBC Mar 2019 K | 200,000,000 | 2018/12/17 | 2019/03/28 | 50.00 |
| 61556 | SG Issuer – HSI R Bear CBBC Mar 2019 P | 200,000,000 | 2018/12/17 | 2019/03/28 | 50.00 |
| 61618 | SG Issuer – HSI R Bear CBBC Apr 2019 U | 200,000,000 | 2018/12/17 | 2019/04/29 | 50.00 |
| 60928 | SG Issuer – PetroChina R Bull CBBC Oct 2019 A | 40,000,000 | 2018/12/17 | 2019/10/30 | 10.00 |
| 61175 | SG Issuer – Ping An R Bull CBBC Dec 2019 A | 100,000,000 | 2018/12/17 | 2019/12/30 | 25.00 |
| 61180 | SG Issuer – Sunny Optical R Bear CBBC Jun 2019 A | 40,000,000 | 2018/12/17 | 2019/06/27 | 10.00 |
| 61189 | SG Issuer – Tencent R Bull CBBC Jun 2019 D | 80,000,000 | 2018/12/17 | 2019/06/12 | 20.00 |
| 61274 | SG Issuer – Tencent R Bull CBBC Jun 2019 E | 80,000,000 | 2018/12/17 | 2019/06/18 | 20.00 |
| 61340 | SG Issuer – Tencent R Bull CBBC Jun 2019 F | 80,000,000 | 2018/12/17 | 2019/06/20 | 20.00 |
| 61382 | SG Issuer – Tencent R Bull CBBC Jun 2019 G | 80,000,000 | 2018/12/17 | 2019/06/24 | 20.00 |
| 61421 | SG Issuer – Tencent R Bull CBBC Jun 2019 H | 80,000,000 | 2018/12/17 | 2019/06/28 | 20.00 |
| 61447 | SG Issuer – Tencent R Bear CBBC Jul 2019 B | 80,000,000 | 2018/12/17 | 2019/07/30 | 20.00 |
| 59549 | UBS AG – CC Bank R Bull CBBC May 2019 B | 80,000,000 | 2018/12/17 | 2019/05/06 | 20.00 |
| 59547 | UBS AG – CNOOC R Bull CBBC Apr 2019 C | 40,000,000 | 2018/12/17 | 2019/04/02 | 10.00 |
| 59546 | UBS AG – CNOOC R Bear CBBC Mar 2019 C | 40,000,000 | 2018/12/17 | 2019/03/18 | 10.00 |
| 59497 | UBS AG – HSI R Bull CBBC Nov 2020 C | 200,000,000 | 2018/12/17 | 2020/11/27 | 50.00 |
| 59495 | UBS AG – HSI R Bull CBBC Dec 2020 Q | 200,000,000 | 2018/12/17 | 2020/12/30 | 50.00 |
| 59501 | UBS AG – HSI R Bull CBBC Dec 2020 R | 200,000,000 | 2018/12/17 | 2020/12/30 | 50.00 |
| 59532 | UBS AG – HSI R Bull CBBC Dec 2020 U | 200,000,000 | 2018/12/17 | 2020/12/30 | 50.00 |
| 59536 | UBS AG – HSI R Bull CBBC Dec 2020 W | 200,000,000 | 2018/12/17 | 2020/12/30 | 50.00 |
| 59498 | UBS AG – HSI R Bull CBBC Jan 2021 Q | 200,000,000 | 2018/12/17 | 2021/01/28 | 50.00 |
| 59511 | UBS AG – HSI R Bear CBBC Mar 2019 H | 200,000,000 | 2018/12/17 | 2019/03/28 | 50.00 |
| 59526 | UBS AG – HSI R Bear CBBC Mar 2019 Q | 200,000,000 | 2018/12/17 | 2019/03/28 | 50.00 |

主板 可收回牛熊證

| 股份 代號 | 牛熊證 | 上市時之 發行單位 | 上市日期 | 到期日 | 集資金額 (百萬港元) |
|----------|--|--------------|------------|------------|----------------|
| 59514 | UBS AG – HSI R Bear CBBC Apr 2019 V | 200,000,000 | 2018/12/17 | 2019/04/29 | 50.00 |
| 59527 | UBS AG – HSI R Bear CBBC May 2019 N | 200,000,000 | 2018/12/17 | 2019/05/30 | 50.00 |
| 59503 | UBS AG – Ping An R Bull CBBC Apr 2019 A | 80,000,000 | 2018/12/17 | 2019/04/15 | 20.00 |
| 59505 | UBS AG – Tencent R Bull CBBC Jun 2019 D | 40,000,000 | 2018/12/17 | 2019/06/13 | 10.00 |
| 59530 | UBS AG – Tencent R Bear CBBC Mar 2019 H | 40,000,000 | 2018/12/17 | 2019/03/18 | 10.00 |
| 59531 | UBS AG – Tencent R Bear CBBC Mar 2019 I | 40,000,000 | 2018/12/17 | 2019/03/19 | 10.00 |
| 59302 | Bank Vontobel – CSPC Pharma R Bull CBBC Nov 2019 B | 40,000,000 | 2018/12/17 | 2019/11/15 | 10.00 |
| 59299 | Bank Vontobel – HSI N Bull CBBC Jun 2019 I | 80,000,000 | 2018/12/17 | 2019/06/27 | 20.00 |
| 59484 | Bank Vontobel – HSI N Bear CBBC Mar 2019 V | 80,000,000 | 2018/12/17 | 2019/03/28 | 20.00 |
| 59494 | Bank Vontobel – HSI N Bear CBBC Mar 2019 W | 80,000,000 | 2018/12/17 | 2019/03/28 | 20.00 |
| 63408 | BNP Paribas Issuance B.V. – Galaxy Ent R Bear CBBC Aug 2019T | 150,000,000 | 2018/12/18 | 2019/08/29 | 37.50 |
| 63849 | BNP Paribas Issuance B.V. – HKEX R Bull CBBC Nov 2019 B | 50,000,000 | 2018/12/18 | 2019/11/28 | 12.50 |
| 63864 | BNP Paribas Issuance B.V. – HKEX R Bear CBBC Jul 2019 A | 50,000,000 | 2018/12/18 | 2019/07/30 | 12.50 |
| 63893 | BNP Paribas Issuance B.V. – HKEX R Bear CBBC Jul 2019 B | 50,000,000 | 2018/12/18 | 2019/07/30 | 12.50 |
| 63655 | BNP Paribas Issuance B.V. – HSBC R Bear CBBC Jul 2019 F | 150,000,000 | 2018/12/18 | 2019/07/30 | 37.50 |
| 63916 | BNP Paribas Issuance B.V. – HSCEI R Bear CBBC Dec 2019 A | 100,000,000 | 2018/12/18 | 2019/12/30 | 25.00 |
| 63946 | BNP Paribas Issuance B.V. – HSCEI R Bear CBBC Dec 2019 B | 100,000,000 | 2018/12/18 | 2019/12/30 | 25.00 |
| 63947 | BNP Paribas Issuance B.V. – HSCEI R Bear CBBC Dec 2019 C | 100,000,000 | 2018/12/18 | 2019/12/30 | 25.00 |
| 63956 | BNP Paribas Issuance B.V. – HSI R Bear CBBC Apr 2019 G | 250,000,000 | 2018/12/18 | 2019/04/29 | 62.50 |
| 64370 | BNP Paribas Issuance B.V. – HSI R Bear CBBC Apr 2019 H | 250,000,000 | 2018/12/18 | 2019/04/29 | 62.50 |
| 63955 | BNP Paribas Issuance B.V. – HSI R Bear CBBC Apr 2019 K | 250,000,000 | 2018/12/18 | 2019/04/29 | 62.50 |
| 64112 | BNP Paribas Issuance B.V. – HSI R Bear CBBC Apr 2019 L | 250,000,000 | 2018/12/18 | 2019/04/29 | 62.50 |
| 64151 | BNP Paribas Issuance B.V. – HSI R Bear CBBC Apr 2019 M | 250,000,000 | 2018/12/18 | 2019/04/29 | 62.50 |
| 64392 | BNP Paribas Issuance B.V. – HSI R Bear CBBC Apr 2019 O | 250,000,000 | 2018/12/18 | 2019/04/29 | 62.50 |
| 63790 | BNP Paribas Issuance B.V. – Ping An R Bear CBBC Aug 2019 T | 200,000,000 | 2018/12/18 | 2019/08/29 | 50.00 |
| 66300 | Credit Suisse AG – HSI R Bull CBBC Jan 2021 O | 200,000,000 | 2018/12/18 | 2021/01/28 | 50.00 |
| 66247 | Credit Suisse AG – HSI R Bull CBBC Feb 2021 J | 200,000,000 | 2018/12/18 | 2021/02/25 | 50.00 |
| 66136 | Credit Suisse AG – HSI R Bear CBBC Mar 2019 K | 200,000,000 | 2018/12/18 | 2019/03/28 | 50.00 |
| 66099 | Credit Suisse AG – HSI R Bear CBBC Mar 2019 Z | 200,000,000 | 2018/12/18 | 2019/03/28 | 50.00 |
| 66167 | Credit Suisse AG – HSI R Bear CBBC Apr 2019 B | 200,000,000 | 2018/12/18 | 2019/04/29 | 50.00 |
| 66025 | Credit Suisse AG – HSI R Bear CBBC Apr 2019 Y | 200,000,000 | 2018/12/18 | 2019/04/29 | 50.00 |
| 66344 | Credit Suisse AG – Ping An R Bull CBBC Nov 2019 E | 80,000,000 | 2018/12/18 | 2019/11/20 | 20.00 |
| 66337 | Credit Suisse AG – Sunny Optical R Bull CBBC Oct 2019 A | 40,000,000 | 2018/12/18 | 2019/10/28 | 10.00 |
| 66583 | Goldman Sachs SP (Asia) – HKEX R Bull CBBC Apr 2019 C | 100,000,000 | 2018/12/18 | 2019/04/15 | 25.00 |
| 66553 | Goldman Sachs SP (Asia) – HSBC R Bull CBBC Sep 2019 C | 100,000,000 | 2018/12/18 | 2019/09/27 | 25.00 |
| 66385 | Goldman Sachs SP (Asia) – HSI R Bull CBBC Nov 2020 R | 200,000,000 | 2018/12/18 | 2020/11/27 | 50.00 |
| 66434 | Goldman Sachs SP (Asia) – HSI R Bull CBBC Nov 2020 T | 200,000,000 | 2018/12/18 | 2020/11/27 | 50.00 |
| 61620 | Goldman Sachs SP (Asia) – HSI R Bear CBBC Mar 2019 B | 200,000,000 | 2018/12/18 | 2019/03/28 | 50.00 |
| 61638 | Goldman Sachs SP (Asia) – HSI R Bear CBBC Mar 2019 K | 200,000,000 | 2018/12/18 | 2019/03/28 | 50.00 |
| 61639 | Goldman Sachs SP (Asia) – HSI R Bear CBBC Mar 2019 M | 200,000,000 | 2018/12/18 | 2019/03/28 | 50.00 |
| 61640 | Goldman Sachs SP (Asia) – HSI R Bear CBBC Mar 2019 N | 200,000,000 | 2018/12/18 | 2019/03/28 | 50.00 |
| 66441 | Goldman Sachs SP (Asia) – Ping An R Bull CBBC Jul 2019 N | 100,000,000 | 2018/12/18 | 2019/07/24 | 25.00 |
| 66552 | Goldman Sachs SP (Asia) – Tencent R Bull CBBC May 2019 C | 100,000,000 | 2018/12/18 | 2019/05/02 | 25.00 |
| 62446 | HK Bank – China Life R Bear CBBC May 2019 A | 40,000,000 | 2018/12/18 | 2019/05/14 | 10.00 |
| 62562 | HK Bank – Evergrande R Bull CBBC Dec 2019 A | 100,000,000 | 2018/12/18 | 2019/12/30 | 25.00 |

主板 可收回牛熊證

| 股份 代號 | 牛熊證 | 上市時之 發行單位 | 上市日期 | 到期日 | 集資金額 (百萬港元) |
|----------|--|--------------|------------|------------|----------------|
| 62574 | HK Bank – Evergrande R Bull CBBC Dec 2019 B | 100,000,000 | 2018/12/18 | 2019/12/23 | 25.00 |
| 62537 | HK Bank – Evergrande R Bull CBBC Jan 2020 A | 100,000,000 | 2018/12/18 | 2020/01/20 | 25.00 |
| 62228 | HK Bank – HKEX R Bull CBBC Jun 2019 E | 50,000,000 | 2018/12/18 | 2019/06/17 | 12.50 |
| 62268 | HK Bank – HKEX R Bear CBBC Jun 2019 B | 40,000,000 | 2018/12/18 | 2019/06/10 | 10.00 |
| 62205 | HK Bank – HSCEI R Bear CBBC May 2019 A | 50,000,000 | 2018/12/18 | 2019/05/30 | 12.50 |
| 62368 | HK Bank – HSI R Bull CBBC Dec 2019 Q | 150,000,000 | 2018/12/18 | 2019/12/30 | 37.50 |
| 62371 | HK Bank – HSI R Bear CBBC Apr 2019 U | 150,000,000 | 2018/12/18 | 2019/04/29 | 37.50 |
| 62377 | HK Bank – HSI R Bear CBBC May 2019 M | 150,000,000 | 2018/12/18 | 2019/05/30 | 37.50 |
| 62269 | HK Bank – PetroChina R Bear CBBC Jul 2019 A | 40,000,000 | 2018/12/18 | 2019/07/02 | 10.00 |
| 62577 | HK Bank – Sunny Optical R Bull CBBC May 2019 B | 40,000,000 | 2018/12/18 | 2019/05/09 | 10.00 |
| 62614 | HK Bank – Sunny Optical R Bear CBBC Jun 2019 A | 40,000,000 | 2018/12/18 | 2019/06/17 | 10.00 |
| 62216 | HK Bank – Tencent R Bull CBBC Jul 2019 F | 60,000,000 | 2018/12/18 | 2019/07/02 | 15.00 |
| 65395 | Haitong Int'l Sec – HSI R Bull CBBC Nov 2019 C | 120,000,000 | 2018/12/18 | 2019/11/28 | 30.00 |
| 65389 | Haitong Int'l Sec – HSI R Bull CBBC Jan 2020 C | 120,000,000 | 2018/12/18 | 2020/01/30 | 30.00 |
| 65444 | Haitong Int'l Sec – HSI R Bear CBBC Apr 2019 P | 120,000,000 | 2018/12/18 | 2019/04/29 | 30.00 |
| 65455 | Haitong Int'l Sec – HSI R Bear CBBC Apr 2019 Q | 120,000,000 | 2018/12/18 | 2019/04/29 | 30.00 |
| 65080 | J P Morgan SP BV – HSI R Bull CBBC Sep 2020 D | 200,000,000 | 2018/12/18 | 2020/09/29 | 50.00 |
| 65084 | J P Morgan SP BV – HSI R Bull CBBC Oct 2020 O | 200,000,000 | 2018/12/18 | 2020/10/29 | 50.00 |
| 65091 | J P Morgan SP BV – HSI R Bull CBBC Nov 2020 G | 200,000,000 | 2018/12/18 | 2020/11/27 | 50.00 |
| 64905 | J P Morgan SP BV – HSI R Bear CBBC May 2019 P | 200,000,000 | 2018/12/18 | 2019/05/30 | 50.00 |
| 64911 | J P Morgan SP BV – HSI R Bear CBBC May 2019 Q | 200,000,000 | 2018/12/18 | 2019/05/30 | 50.00 |
| 64919 | J P Morgan SP BV – HSI R Bear CBBC May 2019 R | 200,000,000 | 2018/12/18 | 2019/05/30 | 50.00 |
| 64983 | J P Morgan SP BV – HSI R Bear CBBC May 2019 S | 200,000,000 | 2018/12/18 | 2019/05/30 | 50.00 |
| 64848 | Macquarie Bank Ltd. – Tencent R Bull CBBC Mar 2019 L | 33,300,000 | 2018/12/18 | 2019/03/27 | 10.69 |
| 64489 | Macquarie Bank Ltd. – Tencent R Bull CBBC May 2019 B | 16,200,000 | 2018/12/18 | 2019/05/27 | 10.51 |
| 64738 | Macquarie Bank Ltd. – Tencent R Bull CBBC May 2019 C | 20,100,000 | 2018/12/18 | 2019/05/03 | 10.57 |
| 64835 | Macquarie Bank Ltd. – Tencent R Bull CBBC May 2019 D | 22,300,000 | 2018/12/18 | 2019/05/02 | 10.61 |
| 64888 | Macquarie Bank Ltd. – Tencent R Bear CBBC Mar 2019 S | 27,700,000 | 2018/12/18 | 2019/03/29 | 10.61 |
| 64849 | Macquarie Bank Ltd. – Tencent R Bear CBBC Apr 2019 M | 30,400,000 | 2018/12/18 | 2019/04/04 | 10.70 |
| 65622 | SG Issuer – HSI R Bull CBBC Aug 2020 J | 200,000,000 | 2018/12/18 | 2020/08/28 | 50.00 |
| 65740 | SG Issuer – HSI R Bull CBBC Sep 2020 Y | 200,000,000 | 2018/12/18 | 2020/09/29 | 50.00 |
| 65498 | SG Issuer – HSI R Bear CBBC Mar 2019 R | 200,000,000 | 2018/12/18 | 2019/03/28 | 50.00 |
| 65525 | SG Issuer – HSI R Bear CBBC Mar 2019 V | 200,000,000 | 2018/12/18 | 2019/03/28 | 50.00 |
| 65549 | SG Issuer – HSI R Bear CBBC Apr 2019 B | 200,000,000 | 2018/12/18 | 2019/04/29 | 50.00 |
| 65741 | SG Issuer – Tencent R Bull CBBC May 2019 N | 80,000,000 | 2018/12/18 | 2019/05/24 | 20.00 |
| 65746 | SG Issuer – Tencent R Bull CBBC Jun 2019 I | 80,000,000 | 2018/12/18 | 2019/06/18 | 20.00 |
| 65956 | SG Issuer – Tencent R Bear CBBC Jul 2019 C | 80,000,000 | 2018/12/18 | 2019/07/30 | 20.00 |
| 62620 | UBS AG – HSI R Bull CBBC Nov 2020 Q | 200,000,000 | 2018/12/18 | 2020/11/27 | 50.00 |
| 62688 | UBS AG – HSI R Bear CBBC Mar 2019 J | 200,000,000 | 2018/12/18 | 2019/03/28 | 50.00 |
| 62622 | UBS AG – HSI R Bear CBBC Apr 2019 W | 200,000,000 | 2018/12/18 | 2019/04/29 | 50.00 |
| 62795 | UBS AG – HSI R Bear CBBC Apr 2019 Z | 200,000,000 | 2018/12/18 | 2019/04/29 | 50.00 |
| 62721 | UBS AG – HSI R Bear CBBC May 2019 O | 200,000,000 | 2018/12/18 | 2019/05/30 | 50.00 |
| 63313 | Bank Vontobel – AIA R Bear CBBC Jul 2019 C | 40,000,000 | 2018/12/18 | 2019/07/12 | 10.00 |
| 63234 | Bank Vontobel – CC Bank R Bear CBBC Aug 2019 B | 40,000,000 | 2018/12/18 | 2019/08/23 | 10.00 |
| 62894 | Bank Vontobel – HSI N Bear CBBC Mar 2019 X | 80,000,000 | 2018/12/18 | 2019/03/28 | 20.00 |

主板 可收回牛熊證

| 股份 代號 | 牛熊證 | 上市時之 發行單位 | 上市日期 | 到期日 | 集資金額 (百萬港元) |
|----------|--|--------------|------------|------------|----------------|
| 63028 | Bank Vontobel – Ping An R Bear CBBC Jun 2019 C | 40,000,000 | 2018/12/18 | 2019/06/21 | 10.00 |
| 63019 | Bank Vontobel – Tencent R Bull CBBC Aug 2019 O | 40,000,000 | 2018/12/18 | 2019/08/23 | 10.00 |
| 69369 | Credit Suisse AG – HSI R Bull CBBC Jan 2021 P | 300,000,000 | 2018/12/19 | 2021/01/28 | 75.00 |
| 69377 | Credit Suisse AG – HSI R Bull CBBC Jan 2021 Q | 200,000,000 | 2018/12/19 | 2021/01/28 | 50.00 |
| 69371 | Credit Suisse AG – HSI R Bull CBBC Feb 2021 K | 200,000,000 | 2018/12/19 | 2021/02/25 | 50.00 |
| 69382 | Credit Suisse AG – HSI R Bull CBBC Feb 2021 L | 200,000,000 | 2018/12/19 | 2021/02/25 | 50.00 |
| 69368 | Credit Suisse AG – HSI R Bear CBBC Mar 2019 C | 200,000,000 | 2018/12/19 | 2019/03/28 | 50.00 |
| 69290 | Credit Suisse AG – HSI R Bear CBBC Mar 2019 L | 200,000,000 | 2018/12/19 | 2019/03/28 | 50.00 |
| 69345 | Credit Suisse AG – HSI R Bear CBBC Apr 2019 C | 300,000,000 | 2018/12/19 | 2019/04/29 | 75.00 |
| 69289 | Credit Suisse AG – HSI R Bear CBBC Apr 2019 Z | 200,000,000 | 2018/12/19 | 2019/04/29 | 50.00 |
| 69444 | Credit Suisse AG – Tencent R Bull CBBC Sep 2019 F | 50,000,000 | 2018/12/19 | 2019/09/26 | 12.50 |
| 69108 | Goldman Sachs SP (Asia) – HSI R Bull CBBC Dec 2020 C | 200,000,000 | 2018/12/19 | 2020/12/30 | 50.00 |
| 69141 | Goldman Sachs SP (Asia) – HSI R Bull CBBC Dec 2020 I | 200,000,000 | 2018/12/19 | 2020/12/30 | 50.00 |
| 69178 | Goldman Sachs SP (Asia) – HSI R Bull CBBC Dec 2020 K | 200,000,000 | 2018/12/19 | 2020/12/30 | 50.00 |
| 69281 | Goldman Sachs SP (Asia) – HSI R Bull CBBC Dec 2020 L | 200,000,000 | 2018/12/19 | 2020/12/30 | 50.00 |
| 66665 | Goldman Sachs SP (Asia) – HSI R Bear CBBC Apr 2019 Y | 200,000,000 | 2018/12/19 | 2019/04/29 | 50.00 |
| 66698 | Goldman Sachs SP (Asia) – HSI R Bear CBBC Apr 2019 Z | 200,000,000 | 2018/12/19 | 2019/04/29 | 50.00 |
| 66793 | Goldman Sachs SP (Asia) – Tencent R Bear CBBC May 2019 B | 80,000,000 | 2018/12/19 | 2019/05/02 | 20.00 |
| 68398 | HK Bank – CPIC R Bull CBBC Nov 2019 A | 100,000,000 | 2018/12/19 | 2019/11/18 | 25.00 |
| 67585 | HK Bank – Geely Auto R Bear CBBC May 2019 B | 40,000,000 | 2018/12/19 | 2019/05/14 | 10.00 |
| 67814 | HK Bank – Galaxy Ent R Bull CBBC Jun 2019 K | 80,000,000 | 2018/12/19 | 2019/06/24 | 20.00 |
| 68436 | HK Bank – HKEX R Bear CBBC Jun 2019 C | 40,000,000 | 2018/12/19 | 2019/06/24 | 13.20 |
| 68373 | HK Bank – HKEX R Bear CBBC Jul 2019 C | 40,000,000 | 2018/12/19 | 2019/07/08 | 14.80 |
| 67781 | HK Bank – HSCEI R Bull CBBC Dec 2019 G | 60,000,000 | 2018/12/19 | 2019/12/30 | 15.00 |
| 67617 | HK Bank – HSI R Bull CBBC Dec 2019 R | 150,000,000 | 2018/12/19 | 2019/12/30 | 37.50 |
| 67581 | HK Bank – HSI R Bear CBBC Apr 2019 V | 50,000,000 | 2018/12/19 | 2019/04/29 | 12.50 |
| 67766 | HK Bank – HSI R Bear CBBC May 2019 N | 150,000,000 | 2018/12/19 | 2019/05/30 | 37.50 |
| 67775 | HK Bank – HSI R Bear CBBC May 2019 O | 150,000,000 | 2018/12/19 | 2019/05/30 | 37.50 |
| 67789 | HK Bank – Ping An R Bull CBBC May 2019 C | 100,000,000 | 2018/12/19 | 2019/05/23 | 25.00 |
| 68434 | HK Bank – Ping An R Bull CBBC Jul 2019 A | 100,000,000 | 2018/12/19 | 2019/07/15 | 25.00 |
| 68368 | HK Bank – Tencent R Bull CBBC Jun 2019 Y | 60,000,000 | 2018/12/19 | 2019/06/17 | 15.00 |
| 67584 | HK Bank – Tencent R Bear CBBC Jun 2019 C | 50,000,000 | 2018/12/19 | 2019/06/10 | 12.50 |
| 68448 | Haitong Int'l Sec – HSI R Bull CBBC Oct 2019 N | 120,000,000 | 2018/12/19 | 2019/10/30 | 30.00 |
| 68441 | Haitong Int'l Sec – HSI R Bull CBBC Nov 2019 D | 120,000,000 | 2018/12/19 | 2019/11/28 | 30.00 |
| 68458 | Haitong Int'l Sec – HSI R Bear CBBC Mar 2019 U | 120,000,000 | 2018/12/19 | 2019/03/28 | 30.00 |
| 68462 | Haitong Int'l Sec – HSI R Bear CBBC Apr 2019 R | 120,000,000 | 2018/12/19 | 2019/04/29 | 30.00 |
| 69050 | Haitong Int'l Sec – Tencent R Bull CBBC Jun 2019 H | 40,000,000 | 2018/12/19 | 2019/06/28 | 10.00 |
| 69044 | J P Morgan SP BV – HKEX R Bull CBBC Apr 2019 K | 40,000,000 | 2018/12/19 | 2019/04/18 | 10.00 |
| 68892 | J P Morgan SP BV – HSI R Bull CBBC Oct 2020 T | 200,000,000 | 2018/12/19 | 2020/10/29 | 50.00 |
| 68942 | J P Morgan SP BV – HSI R Bull CBBC Nov 2020 J | 200,000,000 | 2018/12/19 | 2020/11/27 | 50.00 |
| 68786 | J P Morgan SP BV – HSI R Bear CBBC May 2019 T | 200,000,000 | 2018/12/19 | 2019/05/30 | 50.00 |
| 68848 | J P Morgan SP BV – HSI R Bear CBBC May 2019 U | 200,000,000 | 2018/12/19 | 2019/05/30 | 50.00 |
| 68994 | J P Morgan SP BV – Tencent R Bull CBBC May 2019 D | 50,000,000 | 2018/12/19 | 2019/05/10 | 12.50 |
| 68557 | J P Morgan SP BV – Tencent R Bear CBBC Apr 2019 J | 50,000,000 | 2018/12/19 | 2019/04/12 | 12.50 |
| 67920 | Macquarie Bank Ltd. – Tencent R Bull CBBC May 2019 E | 18,100,000 | 2018/12/19 | 2019/05/24 | 10.62 |

主板 可收回牛熊證

| 股份代號 | 牛熊證 | 上市時之發行單位 | 上市日期 | 到期日 | 集資金額 (百萬港元) |
|-------|--|-------------|------------|------------|----------------|
| 67901 | Macquarie Bank Ltd. – Tencent R Bull CBBC Jun 2019 A | 17,600,000 | 2018/12/19 | 2019/06/18 | 10.70 |
| 67972 | Macquarie Bank Ltd. – Tencent R Bear CBBC Jul 2019 A | 14,200,000 | 2018/12/19 | 2019/07/30 | 10.74 |
| 69588 | SG Issuer – HSI R Bull CBBC Jul 2020 X | 200,000,000 | 2018/12/19 | 2020/07/30 | 50.00 |
| 69682 | SG Issuer – HSI R Bull CBBC Jul 2020 Y | 200,000,000 | 2018/12/19 | 2020/07/30 | 50.00 |
| 69748 | SG Issuer – HSI R Bull CBBC Sep 2020 K | 200,000,000 | 2018/12/19 | 2020/09/29 | 50.00 |
| 69450 | SG Issuer – HSI R Bear CBBC Mar 2019 X | 200,000,000 | 2018/12/19 | 2019/03/28 | 50.00 |
| 69471 | SG Issuer – HSI R Bear CBBC Mar 2019 Z | 200,000,000 | 2018/12/19 | 2019/03/28 | 50.00 |
| 69476 | SG Issuer – HSI R Bear CBBC Apr 2019 I | 200,000,000 | 2018/12/19 | 2019/04/29 | 50.00 |
| 69579 | SG Issuer – HSI R Bear CBBC Apr 2019 K | 200,000,000 | 2018/12/19 | 2019/04/29 | 50.00 |
| 69581 | SG Issuer – HSI R Bear CBBC May 2019 E | 200,000,000 | 2018/12/19 | 2019/05/30 | 50.00 |
| 69754 | SG Issuer – Tencent R Bull CBBC May 2019 O | 80,000,000 | 2018/12/19 | 2019/05/22 | 20.00 |
| 69798 | SG Issuer – Tencent R Bull CBBC May 2019 P | 80,000,000 | 2018/12/19 | 2019/05/24 | 20.00 |
| 69799 | SG Issuer – Tencent R Bull CBBC May 2019 Q | 80,000,000 | 2018/12/19 | 2019/05/28 | 20.00 |
| 68275 | UBS AG – HSI R Bull CBBC Nov 2020 D | 200,000,000 | 2018/12/19 | 2020/11/27 | 50.00 |
| 68323 | UBS AG – HSI R Bull CBBC Dec 2020 F | 200,000,000 | 2018/12/19 | 2020/12/30 | 50.00 |
| 68324 | UBS AG – HSI R Bull CBBC Jan 2021 R | 200,000,000 | 2018/12/19 | 2021/01/28 | 50.00 |
| 68050 | UBS AG – HSI R Bear CBBC Apr 2019 B | 200,000,000 | 2018/12/19 | 2019/04/29 | 50.00 |
| 68078 | UBS AG – HSI R Bear CBBC Apr 2019 X | 200,000,000 | 2018/12/19 | 2019/04/29 | 50.00 |
| 68255 | UBS AG – HSI R Bear CBBC Apr 2019 Y | 200,000,000 | 2018/12/19 | 2019/04/29 | 50.00 |
| 67984 | UBS AG – HSI R Bear CBBC May 2019 P | 300,000,000 | 2018/12/19 | 2019/05/30 | 75.00 |
| 68203 | UBS AG – HSI R Bear CBBC May 2019 Q | 300,000,000 | 2018/12/19 | 2019/05/30 | 75.00 |
| 68354 | UBS AG – Tencent R Bull CBBC Jun 2019 E | 40,000,000 | 2018/12/19 | 2019/06/18 | 10.00 |
| 68350 | UBS AG – Tencent R Bear CBBC Mar 2019 J | 40,000,000 | 2018/12/19 | 2019/03/20 | 10.00 |
| 67859 | Bank Vontobel – HSI N Bull CBBC Jun 2019 J | 80,000,000 | 2018/12/19 | 2019/06/27 | 20.00 |
| 67037 | Bank Vontobel – HSI N Bear CBBC Mar 2019 Y | 80,000,000 | 2018/12/19 | 2019/03/28 | 20.00 |
| 67864 | Bank Vontobel – Tencent R Bull CBBC Aug 2019 P | 40,000,000 | 2018/12/19 | 2019/08/30 | 10.00 |
| 57672 | BNP Paribas Issuance B.V. – HSI R Bull CBBC Nov 2020 B | 250,000,000 | 2018/12/20 | 2020/11/27 | 62.50 |
| 57688 | BNP Paribas Issuance B.V. – HSI R Bull CBBC Nov 2020 C | 250,000,000 | 2018/12/20 | 2020/11/27 | 62.50 |
| 57694 | BNP Paribas Issuance B.V. – HSI R Bull CBBC Nov 2020 D | 250,000,000 | 2018/12/20 | 2020/11/27 | 62.50 |
| 57695 | BNP Paribas Issuance B.V. – HSI R Bull CBBC Nov 2020 E | 250,000,000 | 2018/12/20 | 2020/11/27 | 62.50 |
| 57706 | BNP Paribas Issuance B.V. – HSI R Bull CBBC Nov 2020 F | 250,000,000 | 2018/12/20 | 2020/11/27 | 62.50 |
| 57210 | BNP Paribas Issuance B.V. – HSI R Bear CBBC Apr 2019 P | 250,000,000 | 2018/12/20 | 2019/04/29 | 62.50 |
| 57218 | BNP Paribas Issuance B.V. – HSI R Bear CBBC Apr 2019 W | 250,000,000 | 2018/12/20 | 2019/04/29 | 62.50 |
| 57288 | BNP Paribas Issuance B.V. – HSI R Bear CBBC Apr 2019 X | 250,000,000 | 2018/12/20 | 2019/04/29 | 62.50 |
| 57292 | BNP Paribas Issuance B.V. – HSI R Bear CBBC Apr 2019 Y | 250,000,000 | 2018/12/20 | 2019/04/29 | 62.50 |
| 69877 | BNP Paribas Issuance B.V. – Tencent R Bull CBBC Jun 2019 X | 50,000,000 | 2018/12/20 | 2019/06/27 | 12.50 |
| 69907 | BNP Paribas Issuance B.V. – Tencent R Bull CBBC Jul 2019 G | 50,000,000 | 2018/12/20 | 2019/07/30 | 12.50 |
| 57022 | BNP Paribas Issuance B.V. – Tencent R Bear CBBC Oct 2019 E | 50,000,000 | 2018/12/20 | 2019/10/30 | 12.50 |
| 57858 | Credit Suisse AG – HKEX R Bull CBBC Dec 2019 B | 50,000,000 | 2018/12/20 | 2019/12/18 | 12.50 |
| 57861 | Credit Suisse AG – HSBC R Bull CBBC Nov 2019 C | 70,000,000 | 2018/12/20 | 2019/11/22 | 17.50 |
| 57837 | Credit Suisse AG – HSI R Bull CBBC Jan 2021 R | 200,000,000 | 2018/12/20 | 2021/01/28 | 50.00 |
| 57857 | Credit Suisse AG – HSI R Bull CBBC Jan 2021 S | 200,000,000 | 2018/12/20 | 2021/01/28 | 50.00 |
| 57794 | Credit Suisse AG – HSI R Bull CBBC Feb 2021 M | 200,000,000 | 2018/12/20 | 2021/02/25 | 50.00 |
| 57798 | Credit Suisse AG – HSI R Bull CBBC Feb 2021 N | 200,000,000 | 2018/12/20 | 2021/02/25 | 50.00 |
| 57807 | Credit Suisse AG – HSI R Bull CBBC Feb 2021 O | 200,000,000 | 2018/12/20 | 2021/02/25 | 50.00 |

主板 可收回牛熊證

| 股份 代號 | 牛熊證 | 上市時之 發行單位 | 上市日期 | 到期日 | 集資金額 (百萬港元) |
|----------|--|--------------|------------|------------|----------------|
| 57777 | Credit Suisse AG – HSI R Bear CBBC Mar 2019 D | 200,000,000 | 2018/12/20 | 2019/03/28 | 50.00 |
| 57838 | Credit Suisse AG – HSI R Bear CBBC Mar 2019 U | 300,000,000 | 2018/12/20 | 2019/03/28 | 75.00 |
| 57770 | Credit Suisse AG – HSI R Bear CBBC Mar 2019 Y | 200,000,000 | 2018/12/20 | 2019/03/28 | 50.00 |
| 57751 | Credit Suisse AG – HSI R Bear CBBC Apr 2019 D | 200,000,000 | 2018/12/20 | 2019/04/29 | 50.00 |
| 57771 | Credit Suisse AG – HSI R Bear CBBC Apr 2019 E | 200,000,000 | 2018/12/20 | 2019/04/29 | 50.00 |
| 57949 | Goldman Sachs SP (Asia) – HSI R Bull CBBC Oct 2020 A | 200,000,000 | 2018/12/20 | 2020/10/29 | 50.00 |
| 57944 | Goldman Sachs SP (Asia) – HSI R Bull CBBC Oct 2020 M | 200,000,000 | 2018/12/20 | 2020/10/29 | 50.00 |
| 57948 | Goldman Sachs SP (Asia) – HSI R Bull CBBC Oct 2020 N | 200,000,000 | 2018/12/20 | 2020/10/29 | 50.00 |
| 57147 | Goldman Sachs SP (Asia) – HSI R Bear CBBC Mar 2019 O | 200,000,000 | 2018/12/20 | 2019/03/28 | 50.00 |
| 57071 | Goldman Sachs SP (Asia) – HSI R Bear CBBC Apr 2019 A | 200,000,000 | 2018/12/20 | 2019/04/29 | 50.00 |
| 57142 | Goldman Sachs SP (Asia) – HSI R Bear CBBC Apr 2019 B | 200,000,000 | 2018/12/20 | 2019/04/29 | 50.00 |
| 57956 | Goldman Sachs SP (Asia) – Tencent R Bull CBBC May 2019 D | 100,000,000 | 2018/12/20 | 2019/05/02 | 25.00 |
| 57481 | HK Bank – AIA R Bull CBBC Jun 2019 A | 80,000,000 | 2018/12/20 | 2019/06/24 | 20.00 |
| 57547 | HK Bank – Country Garden R Bull CBBC May 2019 A | 40,000,000 | 2018/12/20 | 2019/05/20 | 10.00 |
| 57522 | HK Bank – CC Bank R Bull CBBC May 2019 A | 100,000,000 | 2018/12/20 | 2019/05/20 | 25.00 |
| 57517 | HK Bank – CNOOC R Bull CBBC Jul 2019 A | 50,000,000 | 2018/12/20 | 2019/07/08 | 12.50 |
| 57471 | HK Bank – Galaxy Ent R Bull CBBC Jun 2019 L | 80,000,000 | 2018/12/20 | 2019/06/13 | 20.00 |
| 57473 | HK Bank – Galaxy Ent R Bear CBBC Jun 2019 C | 40,000,000 | 2018/12/20 | 2019/06/24 | 10.00 |
| 57381 | HK Bank – HKEX R Bull CBBC Jun 2019 F | 50,000,000 | 2018/12/20 | 2019/06/13 | 12.50 |
| 57462 | HK Bank – HSCEI R Bull CBBC Dec 2019 H | 60,000,000 | 2018/12/20 | 2019/12/30 | 15.00 |
| 57453 | HK Bank – HSI R Bull CBBC Dec 2019 P | 150,000,000 | 2018/12/20 | 2019/12/30 | 37.50 |
| 57431 | HK Bank – HSI R Bull CBBC Dec 2019 T | 150,000,000 | 2018/12/20 | 2019/12/30 | 37.50 |
| 57366 | HK Bank – HSI R Bear CBBC Apr 2019 W | 150,000,000 | 2018/12/20 | 2019/04/29 | 37.50 |
| 57502 | HK Bank – PetroChina R Bull CBBC Jul 2019 B | 80,000,000 | 2018/12/20 | 2019/07/15 | 20.00 |
| 57391 | HK Bank – Ping An R Bull CBBC Jul 2019 B | 100,000,000 | 2018/12/20 | 2019/07/08 | 25.00 |
| 57380 | HK Bank – Tencent R Bull CBBC Jun 2019 Z | 60,000,000 | 2018/12/20 | 2019/06/24 | 15.00 |
| 57734 | Haitong Int'l Sec – HSI R Bull CBBC Oct 2019 F | 120,000,000 | 2018/12/20 | 2019/10/30 | 30.00 |
| 57735 | Haitong Int'l Sec – HSI R Bull CBBC Nov 2019 G | 120,000,000 | 2018/12/20 | 2019/11/28 | 30.00 |
| 57736 | Haitong Int'l Sec – HSI R Bull CBBC Dec 2019 D | 120,000,000 | 2018/12/20 | 2019/12/30 | 30.00 |
| 57732 | Haitong Int'l Sec – HSI R Bull CBBC Jan 2020 D | 120,000,000 | 2018/12/20 | 2020/01/30 | 30.00 |
| 57750 | Haitong Int'l Sec – HSI R Bear CBBC Mar 2019 V | 120,000,000 | 2018/12/20 | 2019/03/28 | 30.00 |
| 57924 | J P Morgan SP BV – HKEX R Bull CBBC Apr 2019 L | 40,000,000 | 2018/12/20 | 2019/04/18 | 10.00 |
| 57934 | J P Morgan SP BV – HKEX R Bull CBBC May 2019 F | 40,000,000 | 2018/12/20 | 2019/05/10 | 10.00 |
| 57896 | J P Morgan SP BV – HSI R Bull CBBC Sep 2020 G | 200,000,000 | 2018/12/20 | 2020/09/29 | 50.00 |
| 57902 | J P Morgan SP BV – HSI R Bull CBBC Dec 2020 D | 200,000,000 | 2018/12/20 | 2020/12/30 | 50.00 |
| 57905 | J P Morgan SP BV – HSI R Bull CBBC Dec 2020 N | 200,000,000 | 2018/12/20 | 2020/12/30 | 50.00 |
| 57913 | J P Morgan SP BV – HSI R Bull CBBC Jan 2021 F | 200,000,000 | 2018/12/20 | 2021/01/28 | 50.00 |
| 57874 | J P Morgan SP BV – HSI R Bear CBBC Mar 2019 A | 200,000,000 | 2018/12/20 | 2019/03/28 | 50.00 |
| 57878 | J P Morgan SP BV – HSI R Bear CBBC Mar 2019 B | 200,000,000 | 2018/12/20 | 2019/03/28 | 50.00 |
| 57921 | J P Morgan SP BV – Tencent R Bull CBBC Apr 2019 Z | 50,000,000 | 2018/12/20 | 2019/04/18 | 12.50 |
| 57881 | J P Morgan SP BV – Tencent R Bear CBBC Apr 2019 K | 50,000,000 | 2018/12/20 | 2019/04/12 | 12.50 |
| 57558 | Macquarie Bank Ltd. – Tencent R Bull CBBC May 2019 F | 20,400,000 | 2018/12/20 | 2019/05/22 | 10.71 |
| 57580 | Macquarie Bank Ltd. – Tencent R Bull CBBC May 2019 G | 20,400,000 | 2018/12/20 | 2019/05/24 | 12.20 |
| 57615 | Macquarie Bank Ltd. – Tencent R Bear CBBC May 2019 A | 19,300,000 | 2018/12/20 | 2019/05/28 | 10.69 |
| 58038 | SG Issuer – HSI R Bull CBBC Sep 2020 G | 200,000,000 | 2018/12/20 | 2020/09/29 | 50.00 |

主板 可收回牛熊證

| 股份 代號 | 牛熊證 | 上市時之 發行單位 | 上市日期 | 到期日 | 集資金額 (百萬港元) |
|----------|---|--------------|------------|------------|----------------|
| 58021 | SG Issuer – HSI R Bull CBBC Sep 2020 Q | 200,000,000 | 2018/12/20 | 2020/09/29 | 50.00 |
| 58022 | SG Issuer – HSI R Bull CBBC Sep 2020 V | 200,000,000 | 2018/12/20 | 2020/09/29 | 50.00 |
| 58037 | SG Issuer – HSI R Bull CBBC Sep 2020 W | 200,000,000 | 2018/12/20 | 2020/09/29 | 50.00 |
| 58042 | SG Issuer – HSI R Bull CBBC Nov 2020 T | 200,000,000 | 2018/12/20 | 2020/11/27 | 50.00 |
| 57980 | SG Issuer – HSI R Bear CBBC Apr 2019 C | 200,000,000 | 2018/12/20 | 2019/04/29 | 50.00 |
| 57973 | SG Issuer – HSI R Bear CBBC Apr 2019 R | 200,000,000 | 2018/12/20 | 2019/04/29 | 50.00 |
| 57985 | SG Issuer – HSI R Bear CBBC Apr 2019 S | 200,000,000 | 2018/12/20 | 2019/04/29 | 50.00 |
| 58018 | SG Issuer – HSI R Bear CBBC May 2019 F | 200,000,000 | 2018/12/20 | 2019/05/30 | 50.00 |
| 58019 | SG Issuer – HSI R Bear CBBC May 2019 L | 200,000,000 | 2018/12/20 | 2019/05/30 | 50.00 |
| 58054 | SG Issuer – Tencent R Bull CBBC May 2019 R | 80,000,000 | 2018/12/20 | 2019/05/09 | 20.00 |
| 58059 | SG Issuer – Tencent R Bull CBBC May 2019 S | 80,000,000 | 2018/12/20 | 2019/05/16 | 20.00 |
| 57669 | UBS AG – AAC Tech R Bull CBBC Oct 2019 A | 40,000,000 | 2018/12/20 | 2019/10/14 | 10.00 |
| 57668 | UBS AG – AAC Tech R Bear CBBC Apr 2019 B | 40,000,000 | 2018/12/20 | 2019/04/15 | 10.00 |
| 57670 | UBS AG – Sinopec Corp R Bull CBBC Apr 2019 B | 50,000,000 | 2018/12/20 | 2019/04/15 | 12.50 |
| 57625 | UBS AG – HSI R Bull CBBC Nov 2020 I | 200,000,000 | 2018/12/20 | 2020/11/27 | 50.00 |
| 57647 | UBS AG – HSI R Bull CBBC Dec 2020 L | 200,000,000 | 2018/12/20 | 2020/12/30 | 50.00 |
| 57667 | UBS AG – HSI R Bull CBBC Jan 2021 S | 200,000,000 | 2018/12/20 | 2021/01/28 | 50.00 |
| 57618 | UBS AG – HSI R Bear CBBC Mar 2019 K | 200,000,000 | 2018/12/20 | 2019/03/28 | 50.00 |
| 57624 | UBS AG – HSI R Bear CBBC Mar 2019 U | 200,000,000 | 2018/12/20 | 2019/03/28 | 50.00 |
| 57617 | UBS AG – HSI R Bear CBBC Apr 2019 U | 200,000,000 | 2018/12/20 | 2019/04/29 | 50.00 |
| 57616 | UBS AG – HSI R Bear CBBC May 2019 R | 300,000,000 | 2018/12/20 | 2019/05/30 | 75.00 |
| 57620 | UBS AG – HSI R Bear CBBC May 2019 S | 300,000,000 | 2018/12/20 | 2019/05/30 | 75.00 |
| 57671 | UBS AG – Sunny Optical R Bull CBBC Apr 2019 A | 40,000,000 | 2018/12/20 | 2019/04/15 | 10.00 |
| 58380 | BNP Paribas Issuance B.V. – HSI R Bull CBBC Nov 2020 A | 250,000,000 | 2018/12/21 | 2020/11/27 | 62.50 |
| 58438 | BNP Paribas Issuance B.V. – HSI R Bull CBBC Nov 2020 G | 250,000,000 | 2018/12/21 | 2020/11/27 | 62.50 |
| 58475 | BNP Paribas Issuance B.V. – HSI R Bull CBBC Nov 2020 H | 250,000,000 | 2018/12/21 | 2020/11/27 | 62.50 |
| 58676 | BNP Paribas Issuance B.V. – Tencent R Bear CBBC Oct 2019 F | 50,000,000 | 2018/12/21 | 2019/10/30 | 12.50 |
| 58675 | BNP Paribas Issuance B.V. – Tencent R Bear CBBC Nov 2019 G | 50,000,000 | 2018/12/21 | 2019/11/28 | 12.50 |
| 58855 | Credit Suisse AG – HKEX R Bear CBBC Nov 2019 A | 50,000,000 | 2018/12/21 | 2019/11/21 | 12.50 |
| 58808 | Credit Suisse AG – HSI R Bull CBBC Jan 2021 T | 200,000,000 | 2018/12/21 | 2021/01/28 | 50.00 |
| 58833 | Credit Suisse AG – HSI R Bull CBBC Jan 2021 U | 200,000,000 | 2018/12/21 | 2021/01/28 | 50.00 |
| 58842 | Credit Suisse AG – HSI R Bull CBBC Jan 2021 V | 300,000,000 | 2018/12/21 | 2021/01/28 | 75.00 |
| 58804 | Credit Suisse AG – HSI R Bull CBBC Feb 2021 P | 200,000,000 | 2018/12/21 | 2021/02/25 | 50.00 |
| 58832 | Credit Suisse AG – HSI R Bull CBBC Feb 2021 Q | 200,000,000 | 2018/12/21 | 2021/02/25 | 50.00 |
| 58839 | Credit Suisse AG – HSI R Bear CBBC Mar 2019 V | 200,000,000 | 2018/12/21 | 2019/03/28 | 50.00 |
| 58856 | Credit Suisse AG – HSI R Bear CBBC Apr 2019 F | 200,000,000 | 2018/12/21 | 2019/04/29 | 50.00 |
| 58841 | Credit Suisse AG – HSI R Bear CBBC Apr 2019 P | 200,000,000 | 2018/12/21 | 2019/04/29 | 50.00 |
| 58854 | Credit Suisse AG – Ping An R Bear CBBC Oct 2019 A | 80,000,000 | 2018/12/21 | 2019/10/28 | 20.00 |
| 58835 | Credit Suisse AG – Tencent R Bull CBBC Nov 2019 E | 50,000,000 | 2018/12/21 | 2019/11/28 | 12.50 |
| 58851 | Credit Suisse AG – Tencent R Bear CBBC Oct 2019 D | 50,000,000 | 2018/12/21 | 2019/10/25 | 12.50 |
| 58843 | Credit Suisse AG – Tencent R Bear CBBC Nov 2019 B | 50,000,000 | 2018/12/21 | 2019/11/25 | 12.50 |
| 58800 | Goldman Sachs SP (Asia) – China Life R Bull CBBC May 2019 A | 80,000,000 | 2018/12/21 | 2019/05/31 | 20.00 |
| 58801 | Goldman Sachs SP (Asia) – Galaxy Ent R Bull CBBC Feb 2020 F | 100,000,000 | 2018/12/21 | 2020/02/14 | 25.00 |
| 58080 | Goldman Sachs SP (Asia) – HSI R Bull CBBC Oct 2020 F | 200,000,000 | 2018/12/21 | 2020/10/29 | 50.00 |
| 58082 | Goldman Sachs SP (Asia) – HSI R Bull CBBC Oct 2020 O | 200,000,000 | 2018/12/21 | 2020/10/29 | 50.00 |

主板 可收回牛熊證

| 股份代號 | 牛熊證 | 上市時之發行單位 | 上市日期 | 到期日 | 集資金額 (百萬港元) |
|-------|--|-------------|------------|------------|-------------|
| 58095 | Goldman Sachs SP (Asia) – HSI R Bull CBBC Oct 2020 P | 200,000,000 | 2018/12/21 | 2020/10/29 | 50.00 |
| 58797 | Goldman Sachs SP (Asia) – HSI R Bear CBBC Mar 2019 P | 200,000,000 | 2018/12/21 | 2019/03/28 | 50.00 |
| 58799 | Goldman Sachs SP (Asia) – HSI R Bear CBBC Apr 2019 C | 200,000,000 | 2018/12/21 | 2019/04/29 | 50.00 |
| 58108 | Goldman Sachs SP (Asia) – Ping An R Bull CBBC Jul 2019 O | 100,000,000 | 2018/12/21 | 2019/07/25 | 25.00 |
| 58102 | Goldman Sachs SP (Asia) – Tencent R Bull CBBC May 2019 E | 100,000,000 | 2018/12/21 | 2019/05/02 | 25.00 |
| 58802 | Goldman Sachs SP (Asia) – Tencent R Bull CBBC May 2019 F | 100,000,000 | 2018/12/21 | 2019/05/02 | 25.00 |
| 58482 | HK Bank – China Mobile R Bear CBBC Jun 2019 A | 40,000,000 | 2018/12/21 | 2019/06/17 | 10.00 |
| 58602 | HK Bank – CNOOC R Bull CBBC Jul 2019 B | 50,000,000 | 2018/12/21 | 2019/07/11 | 12.50 |
| 58620 | HK Bank – Sinopec Corp R Bear CBBC Jun 2019 A | 40,000,000 | 2018/12/21 | 2019/06/17 | 10.00 |
| 58210 | HK Bank – CSPC Pharma R Bull CBBC Jul 2019 B | 40,000,000 | 2018/12/21 | 2019/07/15 | 12.80 |
| 58209 | HK Bank – HKEX R Bull CBBC Jun 2019 G | 50,000,000 | 2018/12/21 | 2019/06/20 | 12.50 |
| 58287 | HK Bank – HKEX R Bear CBBC Jul 2019 D | 40,000,000 | 2018/12/21 | 2019/07/11 | 16.40 |
| 58310 | HK Bank – HSCEI R Bear CBBC May 2019 B | 50,000,000 | 2018/12/21 | 2019/05/30 | 12.50 |
| 58072 | HK Bank – HSI R Bull CBBC Dec 2019 D | 150,000,000 | 2018/12/21 | 2019/12/30 | 37.50 |
| 58306 | HK Bank – HSI R Bear CBBC Apr 2019 A | 50,000,000 | 2018/12/21 | 2019/04/29 | 12.50 |
| 58140 | HK Bank – HSI R Bear CBBC Apr 2019 X | 150,000,000 | 2018/12/21 | 2019/04/29 | 37.50 |
| 58610 | HK Bank – ICBC R Bear CBBC Jul 2019 A | 50,000,000 | 2018/12/21 | 2019/07/15 | 12.50 |
| 58077 | HK Bank – SUNAC R Bull CBBC Nov 2019 A | 100,000,000 | 2018/12/21 | 2019/11/25 | 25.00 |
| 58075 | HK Bank – Tencent R Bull CBBC Jun 2019 A | 60,000,000 | 2018/12/21 | 2019/06/06 | 15.00 |
| 58152 | HK Bank – Tencent R Bear CBBC Jul 2019 D | 50,000,000 | 2018/12/21 | 2019/07/22 | 18.00 |
| 58794 | Haitong Int'l Sec – HSI R Bull CBBC Oct 2019 O | 120,000,000 | 2018/12/21 | 2019/10/30 | 30.00 |
| 58362 | Haitong Int'l Sec – HSI R Bear CBBC Mar 2019 W | 120,000,000 | 2018/12/21 | 2019/03/28 | 30.00 |
| 58795 | Haitong Int'l Sec – HSI R Bear CBBC Mar 2019 X | 120,000,000 | 2018/12/21 | 2019/03/28 | 30.00 |
| 58796 | Haitong Int'l Sec – HSI R Bear CBBC Mar 2019 Y | 120,000,000 | 2018/12/21 | 2019/03/28 | 30.00 |
| 58723 | J P Morgan SP BV – HSI R Bull CBBC Sep 2020 I | 200,000,000 | 2018/12/21 | 2020/09/29 | 50.00 |
| 58725 | J P Morgan SP BV – HSI R Bull CBBC Nov 2020 Z | 200,000,000 | 2018/12/21 | 2020/11/27 | 50.00 |
| 58728 | J P Morgan SP BV – HSI R Bull CBBC Dec 2020 U | 200,000,000 | 2018/12/21 | 2020/12/30 | 50.00 |
| 58729 | J P Morgan SP BV – HSI R Bull CBBC Jan 2021 G | 200,000,000 | 2018/12/21 | 2021/01/28 | 50.00 |
| 58733 | J P Morgan SP BV – HSI R Bear CBBC Mar 2019 K | 200,000,000 | 2018/12/21 | 2019/03/28 | 50.00 |
| 58732 | J P Morgan SP BV – HSI R Bear CBBC May 2019 V | 200,000,000 | 2018/12/21 | 2019/05/30 | 50.00 |
| 58721 | J P Morgan SP BV – Tencent R Bull CBBC Apr 2019 F | 50,000,000 | 2018/12/21 | 2019/04/18 | 12.50 |
| 58734 | J P Morgan SP BV – Tencent R Bear CBBC Apr 2019 G | 50,000,000 | 2018/12/21 | 2019/04/18 | 12.50 |
| 58737 | SG Issuer – HKEX R Bull CBBC Jul 2019 Y | 50,000,000 | 2018/12/21 | 2019/07/04 | 12.50 |
| 58735 | SG Issuer – HSI R Bull CBBC Jul 2020 Z | 200,000,000 | 2018/12/21 | 2020/07/30 | 50.00 |
| 58736 | SG Issuer – HSI R Bull CBBC Aug 2020 L | 200,000,000 | 2018/12/21 | 2020/08/28 | 50.00 |
| 58754 | SG Issuer – HSI R Bull CBBC Aug 2020 M | 200,000,000 | 2018/12/21 | 2020/08/28 | 50.00 |
| 58792 | SG Issuer – HSI R Bull CBBC Aug 2020 N | 200,000,000 | 2018/12/21 | 2020/08/28 | 50.00 |
| 58793 | SG Issuer – HSI R Bull CBBC Aug 2020 O | 200,000,000 | 2018/12/21 | 2020/08/28 | 50.00 |
| 58761 | SG Issuer – HSI R Bear CBBC Apr 2019 T | 200,000,000 | 2018/12/21 | 2019/04/29 | 50.00 |
| 58772 | SG Issuer – HSI R Bear CBBC Apr 2019 Y | 200,000,000 | 2018/12/21 | 2019/04/29 | 50.00 |
| 58791 | SG Issuer – HSI R Bear CBBC Apr 2019 Z | 200,000,000 | 2018/12/21 | 2019/04/29 | 50.00 |
| 58743 | SG Issuer – Ping An R Bull CBBC Aug 2019 L | 100,000,000 | 2018/12/21 | 2019/08/02 | 25.00 |
| 58747 | SG Issuer – Tencent R Bull CBBC Mar 2019 K | 80,000,000 | 2018/12/21 | 2019/03/29 | 20.00 |
| 58749 | SG Issuer – Tencent R Bull CBBC Apr 2019 Q | 80,000,000 | 2018/12/21 | 2019/04/24 | 20.00 |
| 58781 | SG Issuer – Tencent R Bull CBBC Apr 2019 T | 80,000,000 | 2018/12/21 | 2019/04/16 | 20.00 |

主板 可收回牛熊證

| 股份代號 | 牛熊證 | 上市時之發行單位 | 上市日期 | 到期日 | 集資金額 (百萬港元) |
|-------|--|-------------|------------|------------|----------------|
| 58751 | SG Issuer – Tencent R Bull CBBC May 2019 T | 80,000,000 | 2018/12/21 | 2019/05/29 | 20.00 |
| 58756 | SG Issuer – Tencent R Bear CBBC May 2019 E | 80,000,000 | 2018/12/21 | 2019/05/03 | 20.00 |
| 58760 | SG Issuer – Tencent R Bear CBBC May 2019 F | 80,000,000 | 2018/12/21 | 2019/05/03 | 20.00 |
| 58790 | SG Issuer – Tencent R Bear CBBC May 2019 G | 80,000,000 | 2018/12/21 | 2019/05/02 | 20.00 |
| 58709 | UBS AG – HSI R Bull CBBC Oct 2020 N | 200,000,000 | 2018/12/21 | 2020/10/29 | 50.00 |
| 58711 | UBS AG – HSI R Bull CBBC Oct 2020 V | 200,000,000 | 2018/12/21 | 2020/10/29 | 50.00 |
| 58706 | UBS AG – HSI R Bull CBBC Dec 2020 O | 200,000,000 | 2018/12/21 | 2020/12/30 | 50.00 |
| 58684 | UBS AG – HSI R Bull CBBC Jan 2021 T | 200,000,000 | 2018/12/21 | 2021/01/28 | 50.00 |
| 58712 | UBS AG – HSI R Bull CBBC Jan 2021 U | 200,000,000 | 2018/12/21 | 2021/01/28 | 50.00 |
| 58713 | UBS AG – HSI R Bear CBBC Apr 2019 A | 200,000,000 | 2018/12/21 | 2019/04/29 | 50.00 |
| 58715 | UBS AG – HSI R Bear CBBC Apr 2019 E | 200,000,000 | 2018/12/21 | 2019/04/29 | 50.00 |
| 58654 | Bank Vontobel – Geely Auto R Bull CBBC Aug 2019 B | 40,000,000 | 2018/12/21 | 2019/08/09 | 10.00 |
| 58621 | Bank Vontobel – HSI R Bull CBBC Jun 2019 K | 80,000,000 | 2018/12/21 | 2019/06/27 | 20.00 |
| 58622 | Bank Vontobel – HSI R Bear CBBC Mar 2019 Z | 80,000,000 | 2018/12/21 | 2019/03/28 | 20.00 |
| 58674 | Bank Vontobel – Sands China R Bull CBBC Oct 2019 D | 40,000,000 | 2018/12/21 | 2019/10/11 | 10.00 |
| 58629 | Bank Vontobel – Tencent R Bull CBBC Aug 2019 Q | 40,000,000 | 2018/12/21 | 2019/08/23 | 10.00 |
| 58639 | Bank Vontobel – Tencent R Bear CBBC Jul 2019 E | 40,000,000 | 2018/12/21 | 2019/07/19 | 10.00 |
| 58891 | BNP Paribas Issuance B.V. – HSI R Bear CBBC Apr 2019 Z | 250,000,000 | 2018/12/24 | 2019/04/29 | 62.50 |
| 58958 | Credit Suisse AG – Geely Auto R Bear CBBC Oct 2019 A | 40,000,000 | 2018/12/24 | 2019/10/30 | 10.00 |
| 58928 | Credit Suisse AG – HSI R Bull CBBC Jan 2021 W | 200,000,000 | 2018/12/24 | 2021/01/28 | 50.00 |
| 58926 | Credit Suisse AG – HSI R Bull CBBC Feb 2021 R | 200,000,000 | 2018/12/24 | 2021/02/25 | 50.00 |
| 58960 | Credit Suisse AG – HSI R Bull CBBC Feb 2021 S | 300,000,000 | 2018/12/24 | 2021/02/25 | 75.00 |
| 58927 | Credit Suisse AG – HSI R Bear CBBC Mar 2019 W | 200,000,000 | 2018/12/24 | 2019/03/28 | 50.00 |
| 58966 | Credit Suisse AG – HSI R Bear CBBC Mar 2019 X | 200,000,000 | 2018/12/24 | 2019/03/28 | 50.00 |
| 58959 | Credit Suisse AG – HSI R Bear CBBC Apr 2019 G | 200,000,000 | 2018/12/24 | 2019/04/29 | 50.00 |
| 58975 | Credit Suisse AG – HSI R Bear CBBC Apr 2019 L | 200,000,000 | 2018/12/24 | 2019/04/29 | 50.00 |
| 58985 | Goldman Sachs SP (Asia) – HSBC R Bull CBBC Dec 2019 C | 100,000,000 | 2018/12/24 | 2019/12/30 | 25.00 |
| 58857 | Goldman Sachs SP (Asia) – HSI R Bull CBBC Nov 2020 W | 200,000,000 | 2018/12/24 | 2020/11/27 | 50.00 |
| 58860 | Goldman Sachs SP (Asia) – HSI R Bear CBBC Mar 2019 F | 200,000,000 | 2018/12/24 | 2019/03/28 | 50.00 |
| 58861 | Goldman Sachs SP (Asia) – Ping An R Bull CBBC Jul 2019 P | 100,000,000 | 2018/12/24 | 2019/07/25 | 25.00 |
| 58873 | HK Bank – AIA R Bear CBBC Jun 2019 A | 40,000,000 | 2018/12/24 | 2019/06/24 | 10.00 |
| 58874 | HK Bank – AIA R Bear CBBC Jul 2019 A | 40,000,000 | 2018/12/24 | 2019/07/15 | 10.00 |
| 58870 | HK Bank – China Mobile R Bull CBBC Jun 2019 A | 50,000,000 | 2018/12/24 | 2019/06/24 | 12.50 |
| 58871 | HK Bank – CC Bank R Bull CBBC Jun 2019 A | 100,000,000 | 2018/12/24 | 2019/06/03 | 25.00 |
| 58875 | HK Bank – CSPC Pharma R Bull CBBC Aug 2019 A | 40,000,000 | 2018/12/24 | 2019/08/05 | 12.80 |
| 58890 | HK Bank – HKEX R Bear CBBC Jul 2019 E | 40,000,000 | 2018/12/24 | 2019/07/15 | 18.40 |
| 58866 | HK Bank – HSI R Bull CBBC Dec 2019 J | 150,000,000 | 2018/12/24 | 2019/12/30 | 37.50 |
| 58872 | HK Bank – HSI R Bull CBBC Dec 2019 W | 50,000,000 | 2018/12/24 | 2019/12/30 | 12.50 |
| 58863 | HK Bank – HSI R Bear CBBC Apr 2019 B | 50,000,000 | 2018/12/24 | 2019/04/29 | 12.50 |
| 58881 | HK Bank – ICBC R Bull CBBC Jun 2019 A | 100,000,000 | 2018/12/24 | 2019/06/03 | 25.00 |
| 58864 | HK Bank – Tencent R Bull CBBC Jun 2019 B | 60,000,000 | 2018/12/24 | 2019/06/10 | 15.00 |
| 58865 | HK Bank – Tencent R Bear CBBC Jun 2019 D | 50,000,000 | 2018/12/24 | 2019/06/13 | 12.50 |
| 58867 | HK Bank – Tencent R Bear CBBC Jun 2019 E | 50,000,000 | 2018/12/24 | 2019/06/17 | 15.50 |
| 58976 | Haitong Int'l Sec – HSI R Bull CBBC Nov 2019 E | 120,000,000 | 2018/12/24 | 2019/11/28 | 30.00 |
| 58862 | Haitong Int'l Sec – HSI R Bull CBBC Dec 2019 E | 120,000,000 | 2018/12/24 | 2019/12/30 | 30.00 |

主板 可收回牛熊證

| 股份代號 | 牛熊證 | 上市時之發行單位 | 上市日期 | 到期日 | 集資金額 (百萬港元) |
|-------|--|-------------|------------|------------|----------------|
| 58981 | Haitong Int'l Sec – HSI R Bull CBBC Jan 2020 G | 120,000,000 | 2018/12/24 | 2020/01/30 | 30.00 |
| 58982 | Haitong Int'l Sec – HSI R Bear CBBC Mar 2019 Z | 120,000,000 | 2018/12/24 | 2019/03/28 | 30.00 |
| 58924 | J P Morgan SP BV – HSI R Bull CBBC Dec 2020 O | 200,000,000 | 2018/12/24 | 2020/12/30 | 50.00 |
| 58925 | J P Morgan SP BV – HSI R Bear CBBC Mar 2019 S | 200,000,000 | 2018/12/24 | 2019/03/28 | 50.00 |
| 58983 | Macquarie Bank Ltd. – Tencent R Bull CBBC Apr 2019 L | 28,000,000 | 2018/12/24 | 2019/04/16 | 10.70 |
| 58984 | Macquarie Bank Ltd. – Tencent R Bear CBBC May 2019 B | 24,300,000 | 2018/12/24 | 2019/05/02 | 10.72 |
| 59002 | SG Issuer – HSI R Bull CBBC Aug 2020 A | 200,000,000 | 2018/12/24 | 2020/08/28 | 50.00 |
| 58988 | SG Issuer – HSI R Bull CBBC Aug 2020 P | 200,000,000 | 2018/12/24 | 2020/08/28 | 50.00 |
| 59019 | SG Issuer – HSI R Bull CBBC Nov 2020 P | 200,000,000 | 2018/12/24 | 2020/11/27 | 50.00 |
| 58986 | SG Issuer – HSI R Bear CBBC Mar 2019 I | 200,000,000 | 2018/12/24 | 2019/03/28 | 50.00 |
| 58987 | SG Issuer – HSI R Bear CBBC May 2019 G | 200,000,000 | 2018/12/24 | 2019/05/30 | 50.00 |
| 59020 | SG Issuer – Tencent R Bull CBBC May 2019 U | 80,000,000 | 2018/12/24 | 2019/05/15 | 20.00 |
| 59021 | SG Issuer – Tencent R Bull CBBC May 2019 V | 80,000,000 | 2018/12/24 | 2019/05/28 | 20.00 |
| 59024 | SG Issuer – Tencent R Bear CBBC Jul 2019 D | 80,000,000 | 2018/12/24 | 2019/07/30 | 20.00 |
| 59025 | SG Issuer – Tencent R Bear CBBC Aug 2019 A | 80,000,000 | 2018/12/24 | 2019/08/29 | 20.00 |
| 58917 | UBS AG – HSI R Bull CBBC Dec 2020 P | 200,000,000 | 2018/12/24 | 2020/12/30 | 50.00 |
| 58893 | UBS AG – HSI R Bull CBBC Jan 2021 V | 200,000,000 | 2018/12/24 | 2021/01/28 | 50.00 |
| 58898 | UBS AG – HSI R Bear CBBC Mar 2019 D | 200,000,000 | 2018/12/24 | 2019/03/28 | 50.00 |
| 58907 | UBS AG – HSI R Bear CBBC Apr 2019 F | 200,000,000 | 2018/12/24 | 2019/04/29 | 50.00 |
| 58908 | UBS AG – HSI R Bear CBBC May 2019 T | 200,000,000 | 2018/12/24 | 2019/05/30 | 50.00 |
| 58916 | UBS AG – HSI R Bear CBBC May 2019 U | 200,000,000 | 2018/12/24 | 2019/05/30 | 50.00 |
| 58918 | UBS AG – Tencent R Bull CBBC Jun 2019 F | 40,000,000 | 2018/12/24 | 2019/06/13 | 10.00 |
| 59090 | BNP Paribas Issuance B.V. – HSI R Bull CBBC Nov 2020 I | 250,000,000 | 2018/12/27 | 2020/11/27 | 62.50 |
| 59091 | BNP Paribas Issuance B.V. – HSI R Bull CBBC Nov 2020 J | 250,000,000 | 2018/12/27 | 2020/11/27 | 62.50 |
| 59098 | BNP Paribas Issuance B.V. – HSI R Bull CBBC Nov 2020 K | 250,000,000 | 2018/12/27 | 2020/11/27 | 62.50 |
| 59117 | BNP Paribas Issuance B.V. – HSI R Bear CBBC Apr 2019 B | 250,000,000 | 2018/12/27 | 2019/04/29 | 62.50 |
| 59118 | BNP Paribas Issuance B.V. – HSI R Bear CBBC Apr 2019 C | 250,000,000 | 2018/12/27 | 2019/04/29 | 62.50 |
| 59152 | BNP Paribas Issuance B.V. – HSI R Bear CBBC Apr 2019 D | 250,000,000 | 2018/12/27 | 2019/04/29 | 62.50 |
| 59096 | BNP Paribas Issuance B.V. – Tencent R Bull CBBC Jul 2019 M | 50,000,000 | 2018/12/27 | 2019/07/30 | 12.50 |
| 59102 | BNP Paribas Issuance B.V. – Tencent R Bear CBBC Nov 2019 H | 50,000,000 | 2018/12/27 | 2019/11/28 | 12.50 |
| 59228 | Credit Suisse AG – HSI R Bull CBBC Jan 2021 X | 200,000,000 | 2018/12/27 | 2021/01/28 | 50.00 |
| 59229 | Credit Suisse AG – HSI R Bull CBBC Jan 2021 Y | 200,000,000 | 2018/12/27 | 2021/01/28 | 50.00 |
| 59222 | Credit Suisse AG – HSI R Bull CBBC Feb 2021 T | 200,000,000 | 2018/12/27 | 2021/02/25 | 50.00 |
| 59237 | Credit Suisse AG – HSI R Bull CBBC Feb 2021 U | 200,000,000 | 2018/12/27 | 2021/02/25 | 50.00 |
| 59248 | Credit Suisse AG – HSI R Bear CBBC Mar 2019 M | 200,000,000 | 2018/12/27 | 2019/03/28 | 50.00 |
| 59251 | Credit Suisse AG – HSI R Bear CBBC Mar 2019 N | 200,000,000 | 2018/12/27 | 2019/03/28 | 50.00 |
| 59246 | Credit Suisse AG – HSI R Bear CBBC Apr 2019 J | 200,000,000 | 2018/12/27 | 2019/04/29 | 50.00 |
| 59238 | Credit Suisse AG – HSI R Bear CBBC Apr 2019 Q | 200,000,000 | 2018/12/27 | 2019/04/29 | 50.00 |
| 59231 | Credit Suisse AG – Ping An R Bull CBBC Nov 2019 F | 80,000,000 | 2018/12/27 | 2019/11/18 | 20.00 |
| 59230 | Credit Suisse AG – Ping An R Bull CBBC Dec 2019 C | 80,000,000 | 2018/12/27 | 2019/12/11 | 20.00 |
| 59247 | Credit Suisse AG – Tencent R Bear CBBC Oct 2019 E | 50,000,000 | 2018/12/27 | 2019/10/25 | 12.50 |
| 59264 | Goldman Sachs SP (Asia) – China Mobile R Bull CBBC May 2019D | 100,000,000 | 2018/12/27 | 2019/05/10 | 25.00 |
| 59259 | Goldman Sachs SP (Asia) – HKEX R Bull CBBC Apr 2019 D | 100,000,000 | 2018/12/27 | 2019/04/18 | 25.00 |
| 59126 | Goldman Sachs SP (Asia) – HSI R Bull CBBC Oct 2020 Q | 200,000,000 | 2018/12/27 | 2020/10/29 | 50.00 |
| 59026 | Goldman Sachs SP (Asia) – HSI R Bull CBBC Nov 2020 X | 200,000,000 | 2018/12/27 | 2020/11/27 | 50.00 |

主板 可收回牛熊證

| 股份代號 | 牛熊證 | 上市時之發行單位 | 上市日期 | 到期日 | 集資金額 (百萬港元) |
|-------|--|-------------|------------|------------|----------------|
| 59027 | Goldman Sachs SP (Asia) – HSI R Bear CBBC Mar 2019 G | 200,000,000 | 2018/12/27 | 2019/03/28 | 50.00 |
| 59252 | Goldman Sachs SP (Asia) – HSI R Bear CBBC Mar 2019 H | 200,000,000 | 2018/12/27 | 2019/03/28 | 50.00 |
| 59257 | Goldman Sachs SP (Asia) – HSI R Bear CBBC Mar 2019 L | 200,000,000 | 2018/12/27 | 2019/03/28 | 50.00 |
| 59030 | Goldman Sachs SP (Asia) – Ping An R Bull CBBC Jul 2019 Q | 100,000,000 | 2018/12/27 | 2019/07/25 | 25.10 |
| 59028 | Goldman Sachs SP (Asia) – Tencent R Bull CBBC May 2019 G | 100,000,000 | 2018/12/27 | 2019/05/03 | 25.00 |
| 59029 | Goldman Sachs SP (Asia) – Tencent R Bull CBBC May 2019 H | 100,000,000 | 2018/12/27 | 2019/05/02 | 25.00 |
| 59258 | Goldman Sachs SP (Asia) – Tencent R Bear CBBC May 2019 C | 80,000,000 | 2018/12/27 | 2019/05/03 | 20.00 |
| 59041 | HK Bank – China Mobile R Bull CBBC Jul 2019 B | 50,000,000 | 2018/12/27 | 2019/07/29 | 12.50 |
| 59054 | HK Bank – China Mobile R Bear CBBC Jun 2019 B | 40,000,000 | 2018/12/27 | 2019/06/13 | 10.00 |
| 59087 | HK Bank – CC Bank R Bear CBBC May 2019 B | 50,000,000 | 2018/12/27 | 2019/05/20 | 12.50 |
| 59089 | HK Bank – China Life R Bear CBBC Jul 2019 A | 40,000,000 | 2018/12/27 | 2019/07/08 | 19.20 |
| 59076 | HK Bank – CNOOC R Bull CBBC Jul 2019 C | 50,000,000 | 2018/12/27 | 2019/07/29 | 13.50 |
| 59075 | HK Bank – CNOOC R Bear CBBC Jun 2019 A | 40,000,000 | 2018/12/27 | 2019/06/24 | 10.00 |
| 59088 | HK Bank – Sinopec Corp R Bull CBBC Aug 2019 A | 80,000,000 | 2018/12/27 | 2019/08/12 | 20.00 |
| 59083 | HK Bank – HSCEI R Bear CBBC Apr 2019 D | 50,000,000 | 2018/12/27 | 2019/04/29 | 12.50 |
| 59036 | HK Bank – HSI R Bull CBBC Dec 2019 X | 150,000,000 | 2018/12/27 | 2019/12/30 | 37.50 |
| 59077 | HK Bank – HSI R Bear CBBC Apr 2019 F | 150,000,000 | 2018/12/27 | 2019/04/29 | 37.50 |
| 59084 | HK Bank – SUNAC R Bull CBBC Feb 2020 A | 100,000,000 | 2018/12/27 | 2020/02/03 | 25.00 |
| 59032 | HK Bank – Tencent R Bull CBBC Jul 2019 G | 60,000,000 | 2018/12/27 | 2019/07/02 | 15.00 |
| 59039 | HK Bank – Tencent R Bear CBBC Jun 2019 F | 50,000,000 | 2018/12/27 | 2019/06/06 | 12.50 |
| 59213 | Haitong Int'l Sec – HSI R Bull CBBC Nov 2019 F | 120,000,000 | 2018/12/27 | 2019/11/28 | 30.00 |
| 59031 | Haitong Int'l Sec – HSI R Bear CBBC Apr 2019 S | 120,000,000 | 2018/12/27 | 2019/04/29 | 30.00 |
| 59214 | Haitong Int'l Sec – HSI R Bear CBBC Apr 2019 T | 120,000,000 | 2018/12/27 | 2019/04/29 | 30.00 |
| 59188 | J P Morgan SP BV – HSI R Bull CBBC Sep 2020 S | 200,000,000 | 2018/12/27 | 2020/09/29 | 50.00 |
| 59183 | J P Morgan SP BV – HSI R Bull CBBC Oct 2020 U | 200,000,000 | 2018/12/27 | 2020/10/29 | 50.00 |
| 59207 | J P Morgan SP BV – HSI R Bear CBBC Mar 2019 Z | 200,000,000 | 2018/12/27 | 2019/03/28 | 50.00 |
| 59196 | J P Morgan SP BV – HSI R Bear CBBC May 2019 W | 200,000,000 | 2018/12/27 | 2019/05/30 | 50.00 |
| 59202 | J P Morgan SP BV – HSI R Bear CBBC May 2019 X | 200,000,000 | 2018/12/27 | 2019/05/30 | 50.00 |
| 59195 | J P Morgan SP BV – Tencent R Bull CBBC Apr 2019 G | 50,000,000 | 2018/12/27 | 2019/04/12 | 12.50 |
| 59212 | J P Morgan SP BV – Tencent R Bear CBBC Apr 2019 H | 50,000,000 | 2018/12/27 | 2019/04/12 | 12.50 |
| 59217 | Macquarie Bank Ltd. – Tencent R Bull CBBC May 2019 H | 23,300,000 | 2018/12/27 | 2019/05/15 | 10.72 |
| 59218 | Macquarie Bank Ltd. – Tencent R Bear CBBC Jul 2019 B | 15,200,000 | 2018/12/27 | 2019/07/30 | 10.73 |
| 59162 | SG Issuer – HSI R Bull CBBC Jul 2020 C | 200,000,000 | 2018/12/27 | 2020/07/30 | 50.00 |
| 59171 | SG Issuer – HSI R Bull CBBC Jul 2020 D | 200,000,000 | 2018/12/27 | 2020/07/30 | 50.00 |
| 59172 | SG Issuer – HSI R Bull CBBC Sep 2020 J | 200,000,000 | 2018/12/27 | 2020/09/29 | 50.00 |
| 59174 | SG Issuer – HSI R Bull CBBC Sep 2020 X | 200,000,000 | 2018/12/27 | 2020/09/29 | 50.00 |
| 59178 | SG Issuer – HSI R Bear CBBC Apr 2019 N | 200,000,000 | 2018/12/27 | 2019/04/29 | 50.00 |
| 59177 | SG Issuer – HSI R Bear CBBC Apr 2019 V | 200,000,000 | 2018/12/27 | 2019/04/29 | 50.00 |
| 59180 | SG Issuer – HSI R Bear CBBC May 2019 J | 200,000,000 | 2018/12/27 | 2019/05/30 | 50.00 |
| 59154 | SG Issuer – Tencent R Bull CBBC Apr 2019 A | 80,000,000 | 2018/12/27 | 2019/04/24 | 20.00 |
| 59156 | SG Issuer – Tencent R Bull CBBC May 2019 W | 80,000,000 | 2018/12/27 | 2019/05/15 | 20.00 |
| 59157 | SG Issuer – Tencent R Bull CBBC May 2019 X | 80,000,000 | 2018/12/27 | 2019/05/22 | 20.00 |
| 59175 | SG Issuer – Tencent R Bear CBBC May 2019 H | 80,000,000 | 2018/12/27 | 2019/05/03 | 20.00 |
| 59176 | SG Issuer – Tencent R Bear CBBC May 2019 I | 80,000,000 | 2018/12/27 | 2019/05/03 | 20.00 |
| 59127 | UBS AG – HSI R Bull CBBC Jan 2021 W | 200,000,000 | 2018/12/27 | 2021/01/28 | 50.00 |

主板 可收回牛熊證

| 股份代號 | 牛熊證 | 上市時之發行單位 | 上市日期 | 到期日 | 集資金額 (百萬港元) |
|-------|--|-------------|------------|------------|-------------|
| 59128 | UBS AG – HSI R Bull CBBC Jan 2021 X | 200,000,000 | 2018/12/27 | 2021/01/28 | 50.00 |
| 59138 | UBS AG – HSI R Bull CBBC Jan 2021 Y | 200,000,000 | 2018/12/27 | 2021/01/28 | 50.00 |
| 59148 | UBS AG – HSI R Bull CBBC Jan 2021 Z | 200,000,000 | 2018/12/27 | 2021/01/28 | 50.00 |
| 59149 | UBS AG – HSI R Bear CBBC Mar 2019 L | 200,000,000 | 2018/12/27 | 2019/03/28 | 50.00 |
| 59150 | UBS AG – HSI R Bear CBBC Mar 2019 M | 200,000,000 | 2018/12/27 | 2019/03/28 | 50.00 |
| 59151 | UBS AG – HSI R Bear CBBC Mar 2019 W | 200,000,000 | 2018/12/27 | 2019/03/28 | 50.00 |
| 59143 | UBS AG – Tencent R Bull CBBC Apr 2019 L | 40,000,000 | 2018/12/27 | 2019/04/03 | 10.00 |
| 59153 | UBS AG – Tencent R Bear CBBC Apr 2019 M | 40,000,000 | 2018/12/27 | 2019/04/08 | 10.00 |
| 59342 | Credit Suisse AG – HSI R Bull CBBC Jan 2021 Z | 200,000,000 | 2018/12/28 | 2021/01/28 | 50.00 |
| 59343 | Credit Suisse AG – HSI R Bull CBBC Feb 2021 V | 200,000,000 | 2018/12/28 | 2021/02/25 | 50.00 |
| 59344 | Credit Suisse AG – HSI R Bull CBBC Feb 2021 W | 300,000,000 | 2018/12/28 | 2021/02/25 | 75.00 |
| 59340 | Credit Suisse AG – HSI R Bear CBBC Mar 2019 K | 200,000,000 | 2018/12/28 | 2019/03/28 | 50.00 |
| 59338 | Credit Suisse AG – HSI R Bear CBBC Mar 2019 Q | 200,000,000 | 2018/12/28 | 2019/03/28 | 50.00 |
| 59339 | Credit Suisse AG – HSI R Bear CBBC Apr 2019 W | 200,000,000 | 2018/12/28 | 2019/04/29 | 50.00 |
| 59272 | Goldman Sachs SP (Asia) – HSI R Bull CBBC Nov 2020 G | 200,000,000 | 2018/12/28 | 2020/11/27 | 50.00 |
| 59274 | Goldman Sachs SP (Asia) – HSI R Bear CBBC Mar 2019 A | 200,000,000 | 2018/12/28 | 2019/03/28 | 50.00 |
| 59273 | Goldman Sachs SP (Asia) – HSI R Bear CBBC Mar 2019 W | 200,000,000 | 2018/12/28 | 2019/03/28 | 50.00 |
| 59275 | Goldman Sachs SP (Asia) – Tencent R Bull CBBC May 2019 I | 100,000,000 | 2018/12/28 | 2019/05/02 | 25.00 |
| 59276 | Goldman Sachs SP (Asia) – Tencent R Bear CBBC May 2019 D | 80,000,000 | 2018/12/28 | 2019/05/02 | 20.00 |
| 59291 | HK Bank – AAC Tech R Bull CBBC Jul 2019 C | 40,000,000 | 2018/12/28 | 2019/07/29 | 10.00 |
| 59300 | HK Bank – AAC Tech R Bear CBBC May 2019 A | 40,000,000 | 2018/12/28 | 2019/05/20 | 10.00 |
| 59294 | HK Bank – CNOOC R Bull CBBC Jul 2019 D | 50,000,000 | 2018/12/28 | 2019/07/02 | 13.00 |
| 59282 | HK Bank – CNOOC R Bear CBBC Jul 2019 B | 40,000,000 | 2018/12/28 | 2019/07/02 | 10.00 |
| 59289 | HK Bank – Sinopec Corp R Bear CBBC Jun 2019 B | 40,000,000 | 2018/12/28 | 2019/06/13 | 10.00 |
| 59293 | HK Bank – HKEX R Bull CBBC Jun 2019 H | 50,000,000 | 2018/12/28 | 2019/06/27 | 14.50 |
| 59278 | HK Bank – HSI R Bear CBBC Apr 2019 Y | 150,000,000 | 2018/12/28 | 2019/04/29 | 37.50 |
| 59284 | HK Bank – HSI R Bear CBBC Jul 2019 A | 150,000,000 | 2018/12/28 | 2019/07/30 | 37.50 |
| 59286 | HK Bank – HSI R Bear CBBC Jul 2019 B | 150,000,000 | 2018/12/28 | 2019/07/30 | 37.50 |
| 59288 | HK Bank – HSI R Bear CBBC Jul 2019 C | 150,000,000 | 2018/12/28 | 2019/07/30 | 37.50 |
| 59292 | HK Bank – PetroChina R Bear CBBC Jul 2019 B | 40,000,000 | 2018/12/28 | 2019/07/08 | 10.00 |
| 59283 | HK Bank – Ping An R Bear CBBC Jul 2019 A | 80,000,000 | 2018/12/28 | 2019/07/15 | 20.00 |
| 59281 | HK Bank – Tencent R Bull CBBC Jun 2019 H | 60,000,000 | 2018/12/28 | 2019/06/13 | 15.00 |
| 59280 | HK Bank – Tencent R Bear CBBC Jun 2019 G | 50,000,000 | 2018/12/28 | 2019/06/13 | 12.50 |
| 59266 | Haitong Int'l Sec – AAC Tech R Bear CBBC Mar 2019 A | 40,000,000 | 2018/12/28 | 2019/03/29 | 10.00 |
| 59265 | Haitong Int'l Sec – Galaxy Ent R Bear CBBC Jun 2019 A | 80,000,000 | 2018/12/28 | 2019/06/28 | 20.00 |
| 59333 | Haitong Int'l Sec – HSI R Bull CBBC Oct 2019 P | 120,000,000 | 2018/12/28 | 2019/10/30 | 30.00 |
| 59335 | Haitong Int'l Sec – HSI R Bull CBBC Nov 2019 H | 120,000,000 | 2018/12/28 | 2019/11/28 | 30.00 |
| 59337 | Haitong Int'l Sec – HSI R Bear CBBC Mar 2019 A | 120,000,000 | 2018/12/28 | 2019/03/28 | 30.00 |
| 59336 | Haitong Int'l Sec – HSI R Bear CBBC Apr 2019 U | 120,000,000 | 2018/12/28 | 2019/04/29 | 30.00 |
| 59270 | Haitong Int'l Sec – Sunny Optical R Bear CBBC Jul 2019 A | 40,000,000 | 2018/12/28 | 2019/07/02 | 10.00 |
| 59330 | J P Morgan SP BV – CNOOC R Bull CBBC Apr 2019 C | 60,000,000 | 2018/12/28 | 2019/04/12 | 15.00 |
| 59322 | J P Morgan SP BV – HSI R Bull CBBC Dec 2020 C | 200,000,000 | 2018/12/28 | 2020/12/30 | 50.00 |
| 59325 | J P Morgan SP BV – HSI R Bear CBBC May 2019 D | 200,000,000 | 2018/12/28 | 2019/05/30 | 50.00 |
| 59323 | J P Morgan SP BV – HSI R Bear CBBC May 2019 Y | 200,000,000 | 2018/12/28 | 2019/05/30 | 50.00 |
| 59324 | J P Morgan SP BV – HSI R Bear CBBC May 2019 Z | 200,000,000 | 2018/12/28 | 2019/05/30 | 50.00 |

主板 可收回牛熊證

| 股份代號 | 牛熊證 | 上市時之發行單位 | 上市日期 | 到期日 | 集資金額 (百萬港元) |
|-------|--|-------------|------------|------------|-------------|
| 59329 | J P Morgan SP BV – PetroChina R Bull CBBC Jul 2019 A | 150,000,000 | 2018/12/28 | 2019/07/19 | 37.50 |
| 59327 | J P Morgan SP BV – Tencent R Bull CBBC Apr 2019 H | 50,000,000 | 2018/12/28 | 2019/04/12 | 12.50 |
| 59328 | J P Morgan SP BV – Tencent R Bear CBBC Apr 2019 I | 50,000,000 | 2018/12/28 | 2019/04/12 | 12.50 |
| 59309 | SG Issuer – CNOOC R Bull CBBC Apr 2019 H | 40,000,000 | 2018/12/28 | 2019/04/17 | 10.00 |
| 59312 | SG Issuer – CNOOC R Bear CBBC Apr 2019 G | 40,000,000 | 2018/12/28 | 2019/04/26 | 10.00 |
| 59308 | SG Issuer – Sinopec Corp R Bear CBBC Apr 2019 C | 40,000,000 | 2018/12/28 | 2019/04/12 | 10.00 |
| 59314 | SG Issuer – HSI R Bull CBBC Jul 2020 H | 200,000,000 | 2018/12/28 | 2020/07/30 | 50.00 |
| 59321 | SG Issuer – HSI R Bear CBBC Mar 2019 E | 200,000,000 | 2018/12/28 | 2019/03/28 | 50.00 |
| 59318 | SG Issuer – HSI R Bear CBBC Mar 2019 L | 200,000,000 | 2018/12/28 | 2019/03/28 | 50.00 |
| 59313 | SG Issuer – HSI R Bear CBBC May 2019 V | 200,000,000 | 2018/12/28 | 2019/05/30 | 50.00 |
| 59316 | SG Issuer – Ping An R Bull CBBC Jul 2019 B | 100,000,000 | 2018/12/28 | 2019/07/26 | 25.00 |
| 59307 | SG Issuer – Tencent R Bull CBBC Apr 2019 J | 80,000,000 | 2018/12/28 | 2019/04/15 | 20.00 |
| 59317 | SG Issuer – Tencent R Bear CBBC Apr 2019 X | 80,000,000 | 2018/12/28 | 2019/04/12 | 20.00 |
| 59305 | UBS AG – HSI R Bull CBBC Oct 2020 O | 200,000,000 | 2018/12/28 | 2020/10/29 | 50.00 |
| 59301 | UBS AG – HSI R Bear CBBC Mar 2019 G | 200,000,000 | 2018/12/28 | 2019/03/28 | 50.00 |
| 59304 | UBS AG – HSI R Bear CBBC Mar 2019 H | 200,000,000 | 2018/12/28 | 2019/03/28 | 50.00 |
| 59357 | BNP Paribas Issuance B.V. – HSI R Bull CBBC Nov 2020 L | 250,000,000 | 2018/12/31 | 2020/11/27 | 62.50 |
| 59359 | BNP Paribas Issuance B.V. – HSI R Bull CBBC Nov 2020 M | 250,000,000 | 2018/12/31 | 2020/11/27 | 62.50 |
| 59375 | BNP Paribas Issuance B.V. – HSI R Bull CBBC Nov 2020 N | 250,000,000 | 2018/12/31 | 2020/11/27 | 62.50 |
| 59373 | BNP Paribas Issuance B.V. – HSI R Bear CBBC Apr 2019 E | 250,000,000 | 2018/12/31 | 2019/04/29 | 62.50 |
| 59374 | BNP Paribas Issuance B.V. – HSI R Bear CBBC Apr 2019 F | 250,000,000 | 2018/12/31 | 2019/04/29 | 62.50 |
| 59379 | BNP Paribas Issuance B.V. – HSI R Bear CBBC May 2019 A | 250,000,000 | 2018/12/31 | 2019/05/30 | 62.50 |
| 59452 | BNP Paribas Issuance B.V. – HSI R Bear CBBC May 2019 B | 250,000,000 | 2018/12/31 | 2019/05/30 | 62.50 |
| 59356 | BNP Paribas Issuance B.V. – Tencent R Bull CBBC Jun 2019 Z | 50,000,000 | 2018/12/31 | 2019/06/27 | 12.50 |
| 59466 | Credit Suisse AG – AAC Tech R Bull CBBC Oct 2019 A | 40,000,000 | 2018/12/31 | 2019/10/30 | 10.00 |
| 59462 | Credit Suisse AG – HSI R Bull CBBC Jan 2021 A | 200,000,000 | 2018/12/31 | 2021/01/28 | 50.00 |
| 59479 | Credit Suisse AG – HSI R Bull CBBC Jan 2021 B | 200,000,000 | 2018/12/31 | 2021/01/28 | 50.00 |
| 59485 | Credit Suisse AG – HSI R Bull CBBC Jan 2021 C | 200,000,000 | 2018/12/31 | 2021/01/28 | 50.00 |
| 59463 | Credit Suisse AG – HSI R Bull CBBC Feb 2021 X | 200,000,000 | 2018/12/31 | 2021/02/25 | 50.00 |
| 59464 | Credit Suisse AG – HSI R Bull CBBC Feb 2021 Y | 200,000,000 | 2018/12/31 | 2021/02/25 | 50.00 |
| 59473 | Credit Suisse AG – HSI R Bear CBBC Apr 2019 X | 200,000,000 | 2018/12/31 | 2019/04/29 | 50.00 |
| 59475 | Credit Suisse AG – HSI R Bear CBBC Apr 2019 Y | 200,000,000 | 2018/12/31 | 2019/04/29 | 50.00 |
| 59477 | Credit Suisse AG – HSI R Bear CBBC Apr 2019 Z | 200,000,000 | 2018/12/31 | 2019/04/29 | 50.00 |
| 59478 | Credit Suisse AG – HSI R Bear CBBC May 2019 S | 200,000,000 | 2018/12/31 | 2019/05/30 | 50.00 |
| 59467 | Credit Suisse AG – Ping An R Bear CBBC Nov 2019 B | 80,000,000 | 2018/12/31 | 2019/11/28 | 20.00 |
| 59390 | Bank of East Asia – Conch Cement R Bull CBBC May 2019 B | 8,000,000 | 2018/12/31 | 2019/05/31 | 10.00 |
| 59391 | Bank of East Asia – China Mobile R Bull CBBC May 2019 A | 60,000,000 | 2018/12/31 | 2019/05/20 | 15.00 |
| 59397 | Bank of East Asia – China Life R Bull CBBC Dec 2019 A | 30,000,000 | 2018/12/31 | 2019/12/30 | 10.50 |
| 59392 | Bank of East Asia – CPIC R Bull CBBC May 2019 A | 10,000,000 | 2018/12/31 | 2019/05/31 | 10.00 |
| 59387 | Bank of East Asia – Geely Auto R Bear CBBC Aug 2019 E | 40,000,000 | 2018/12/31 | 2019/08/02 | 10.00 |
| 59395 | Bank of East Asia – HKEX R Bear CBBC May 2019 A | 25,000,000 | 2018/12/31 | 2019/05/02 | 10.00 |
| 59396 | Bank of East Asia – HKEX R Bear CBBC Dec 2019 A | 25,000,000 | 2018/12/31 | 2019/12/30 | 10.00 |
| 59388 | Bank of East Asia – Ping An R Bear CBBC Aug 2019 D | 100,000,000 | 2018/12/31 | 2019/08/02 | 25.00 |
| 59393 | Bank of East Asia – Tencent R Bear CBBC May 2019 A | 30,000,000 | 2018/12/31 | 2019/05/02 | 10.50 |
| 59394 | Bank of East Asia – Tencent R Bear CBBC May 2019 B | 30,000,000 | 2018/12/31 | 2019/05/02 | 10.50 |

主板 可收回牛熊證

| 股份 代號 | 牛熊證 | 上市時之 發行單位 | 上市日期 | 到期日 | 集資金額 (百萬港元) |
|----------|--|--------------|------------|------------|----------------|
| 59351 | Goldman Sachs SP (Asia) – HSI R Bull CBBC Dec 2020 D | 200,000,000 | 2018/12/31 | 2020/12/30 | 50.00 |
| 59354 | Goldman Sachs SP (Asia) – HSI R Bull CBBC Dec 2020 H | 200,000,000 | 2018/12/31 | 2020/12/30 | 50.00 |
| 59453 | Goldman Sachs SP (Asia) – HSI R Bull CBBC Dec 2020 T | 200,000,000 | 2018/12/31 | 2020/12/30 | 50.00 |
| 59457 | Goldman Sachs SP (Asia) – HSI R Bear CBBC Apr 2019 D | 200,000,000 | 2018/12/31 | 2019/04/29 | 50.00 |
| 59460 | Goldman Sachs SP (Asia) – HSI R Bear CBBC Apr 2019 E | 200,000,000 | 2018/12/31 | 2019/04/29 | 50.00 |
| 59352 | Goldman Sachs SP (Asia) – Ping An R Bull CBBC Dec 2019 A | 100,000,000 | 2018/12/31 | 2019/12/31 | 25.00 |
| 59409 | Goldman Sachs SP (Asia) – Tencent R Bull CBBC Dec 2019 D | 100,000,000 | 2018/12/31 | 2019/12/31 | 25.00 |
| 59383 | HK Bank – Bank of China R Bull CBBC Aug 2019 A | 100,000,000 | 2018/12/31 | 2019/08/26 | 25.00 |
| 59382 | HK Bank – China Life R Bull CBBC Jul 2019 A | 40,000,000 | 2018/12/31 | 2019/07/29 | 20.40 |
| 59364 | HK Bank – HKEX R Bull CBBC Jun 2019 I | 50,000,000 | 2018/12/31 | 2019/06/06 | 12.50 |
| 59371 | HK Bank – HKEX R Bear CBBC May 2019 E | 40,000,000 | 2018/12/31 | 2019/05/30 | 10.00 |
| 59360 | HK Bank – HSI R Bull CBBC Dec 2019 C | 150,000,000 | 2018/12/31 | 2019/12/30 | 37.50 |
| 59368 | HK Bank – HSI R Bull CBBC Dec 2019 F | 50,000,000 | 2018/12/31 | 2019/12/30 | 12.50 |
| 59367 | HK Bank – HSI R Bull CBBC Mar 2020 L | 150,000,000 | 2018/12/31 | 2020/03/30 | 37.50 |
| 59370 | HK Bank – HSI R Bear CBBC Apr 2019 C | 150,000,000 | 2018/12/31 | 2019/04/29 | 37.50 |
| 59381 | HK Bank – PetroChina R Bull CBBC Jul 2019 C | 80,000,000 | 2018/12/31 | 2019/07/29 | 20.00 |
| 59363 | HK Bank – Ping An R Bull CBBC Jul 2019 C | 100,000,000 | 2018/12/31 | 2019/07/18 | 25.00 |
| 59385 | HK Bank – Sino Biopharm R Bull CBBC Aug 2019 A | 40,000,000 | 2018/12/31 | 2019/08/12 | 10.00 |
| 59380 | HK Bank – Sunny Optical R Bull CBBC Jul 2019 B | 40,000,000 | 2018/12/31 | 2019/07/29 | 10.00 |
| 59361 | HK Bank – Tencent R Bull CBBC Jul 2019 H | 60,000,000 | 2018/12/31 | 2019/07/04 | 15.00 |
| 59372 | HK Bank – Tencent R Bear CBBC Jun 2019 H | 50,000,000 | 2018/12/31 | 2019/06/20 | 12.50 |
| 59345 | Haitong Int'l Sec – HSI R Bull CBBC Nov 2019 I | 120,000,000 | 2018/12/31 | 2019/11/28 | 30.00 |
| 59350 | Haitong Int'l Sec – HSI R Bull CBBC Nov 2019 J | 120,000,000 | 2018/12/31 | 2019/11/28 | 30.00 |
| 59347 | Haitong Int'l Sec – HSI R Bull CBBC Jan 2020 H | 120,000,000 | 2018/12/31 | 2020/01/30 | 30.00 |
| 59436 | Haitong Int'l Sec – HSI R Bear CBBC Oct 2019 A | 120,000,000 | 2018/12/31 | 2019/10/30 | 30.00 |
| 59438 | Haitong Int'l Sec – HSI R Bear CBBC Oct 2019 B | 120,000,000 | 2018/12/31 | 2019/10/30 | 30.00 |
| 59440 | J P Morgan SP BV – HSI R Bull CBBC Dec 2020 L | 200,000,000 | 2018/12/31 | 2020/12/30 | 50.00 |
| 59442 | J P Morgan SP BV – HSI R Bull CBBC Dec 2020 P | 200,000,000 | 2018/12/31 | 2020/12/30 | 50.00 |
| 59443 | J P Morgan SP BV – HSI R Bull CBBC Dec 2020 W | 200,000,000 | 2018/12/31 | 2020/12/30 | 50.00 |
| 59444 | J P Morgan SP BV – HSI R Bear CBBC May 2019 H | 200,000,000 | 2018/12/31 | 2019/05/30 | 50.00 |
| 59447 | J P Morgan SP BV – HSI R Bear CBBC May 2019 J | 200,000,000 | 2018/12/31 | 2019/05/30 | 50.00 |
| 59451 | J P Morgan SP BV – HSI R Bear CBBC May 2019 K | 200,000,000 | 2018/12/31 | 2019/05/30 | 50.00 |
| 59412 | SG Issuer – Galaxy Ent R Bull CBBC Aug 2019 G | 100,000,000 | 2018/12/31 | 2019/08/23 | 25.00 |
| 59415 | SG Issuer – HSBC R Bull CBBC Jul 2019 H | 100,000,000 | 2018/12/31 | 2019/07/12 | 25.00 |
| 59419 | SG Issuer – HSI R Bull CBBC May 2020 H | 200,000,000 | 2018/12/31 | 2020/05/28 | 50.00 |
| 59435 | SG Issuer – HSI R Bull CBBC Aug 2020 B | 200,000,000 | 2018/12/31 | 2020/08/28 | 50.00 |
| 59410 | SG Issuer – HSI R Bull CBBC Nov 2020 I | 200,000,000 | 2018/12/31 | 2020/11/27 | 50.00 |
| 59426 | SG Issuer – HSI R Bear CBBC Apr 2019 O | 200,000,000 | 2018/12/31 | 2019/04/29 | 50.00 |
| 59427 | SG Issuer – HSI R Bear CBBC May 2019 W | 200,000,000 | 2018/12/31 | 2019/05/30 | 50.00 |
| 59433 | SG Issuer – HSI R Bear CBBC Jul 2019 H | 200,000,000 | 2018/12/31 | 2019/07/30 | 50.00 |
| 59421 | SG Issuer – Tencent R Bull CBBC May 2019 Y | 80,000,000 | 2018/12/31 | 2019/05/03 | 20.00 |
| 59424 | SG Issuer – Tencent R Bull CBBC May 2019 Z | 80,000,000 | 2018/12/31 | 2019/05/03 | 20.00 |
| 59400 | UBS AG – HSI R Bull CBBC Nov 2020 K | 200,000,000 | 2018/12/31 | 2020/11/27 | 50.00 |
| 59401 | UBS AG – HSI R Bull CBBC Dec 2020 S | 200,000,000 | 2018/12/31 | 2020/12/30 | 50.00 |
| 59403 | UBS AG – HSI R Bull CBBC Dec 2020 T | 200,000,000 | 2018/12/31 | 2020/12/30 | 50.00 |

主板 可收回牛熊證

| 股份 代號 | 牛熊證 | 上市時之 發行單位 | 上市日期 | 到期日 | 集資金額 (百萬港元) |
|-----------|---|--------------|------------|------------|-------------------|
| 59402 | UBS AG – HSI R Bull CBBC Dec 2020 X | 200,000,000 | 2018/12/31 | 2020/12/30 | 50.00 |
| 59404 | UBS AG – HSI R Bear CBBC Apr 2019 C | 200,000,000 | 2018/12/31 | 2019/04/29 | 50.00 |
| 59406 | UBS AG – HSI R Bear CBBC Apr 2019 D | 200,000,000 | 2018/12/31 | 2019/04/29 | 50.00 |
| 59407 | UBS AG – HSI R Bear CBBC Apr 2019 G | 200,000,000 | 2018/12/31 | 2019/04/29 | 50.00 |
| 59408 | UBS AG – Tencent R Bear CBBC Apr 2019 N | 40,000,000 | 2018/12/31 | 2019/04/02 | 10.00 |
| 總額 | | | | | 234,769.20 |

進一步發行

預託證券／股票掛鈎票據／非上市可交易股份交易統計

預託證券交易統計

| | | 發行數目 | 成交金額(百萬港元) |
|------|-----|------|------------|
| 2017 | 第4季 | 2 | 69.47 |
| 2018 | 第1季 | 1 | 47.76 |
| | 第2季 | 1 | 15.87 |
| | 第3季 | 1 | 16.09 |
| | 第4季 | 1 | 28.59 |

股票掛鈎票據交易統計

| | | 發行數目 | 成交金額(百萬港元) |
|------|-----|------|------------|
| 2017 | 第4季 | - | - |
| 2018 | 第1季 | - | - |
| | 第2季 | - | - |
| | 第3季 | - | - |
| | 第4季 | - | - |

Nasdaq 股份交易統計

| | | 發行數目 | 成交金額(百萬港元) |
|------|-----|------|------------|
| 2017 | 第4季 | 6 | 0.11 |
| 2018 | 第1季 | 6 | 4.30 |
| | 第2季 | 6 | 0.15 |
| | 第3季 | 6 | 0.07 |
| | 第4季 | 6 | 0.29 |

iShares 股份交易統計

| | | 發行數目 | 成交金額(百萬港元) |
|------|-----|------|------------|
| 2017 | 第4季 | - | 0.18 |
| 2018 | 第1季 | - | - |
| | 第2季 | - | - |
| | 第3季 | - | - |
| | 第4季 | - | - |

GEM 股份

股份成交 – GEM

| | | 股數(百萬股) | 金額(百萬港元) | 成交宗數 |
|------|-----|------------|-----------|-----------|
| 2017 | 第4季 | 120,061.70 | 44,257.64 | 1,499,290 |
| 2018 | 第1季 | 108,008.14 | 40,458.45 | 1,559,834 |
| | 第2季 | 84,808.26 | 41,444.85 | 1,252,432 |
| | 第3季 | 68,627.46 | 26,101.90 | 952,799 |
| | 第4季 | 73,427.70 | 19,482.19 | 864,331 |

GEM 股份交易統計

| | | 交易日數 | 每日平均成交金額 (百萬港元) | 平均每宗交易 成交金額 |
|------|-----|------|--------------------|----------------|
| 2017 | 第4季 | 61 | 725.54 | 29,519 |
| 2018 | 第1季 | 61 | 663.25 | 25,938 |
| | 第2季 | 60 | 690.75 | 33,092 |
| | 第3季 | 63 | 414.32 | 27,395 |
| | 第4季 | 62 | 314.23 | 22,540 |

20種升幅最大之GEM股份

2018年第4季

| 順次 | 股份代號 | 股份 | 收市價 | | 升幅 |
|----|-------|------------|-----------|----------|--------|
| | | | 2018年12月底 | 2018年9月底 | |
| 1 | 08140 | 人和科技 | 1.560 | 0.290 | 437.93 |
| 2 | 08480 | 飛霓控股 | 2.900 | 0.820 | 253.66 |
| 3 | 08139 | 長安仁恒 | 11.780 | 3.900 | 202.05 |
| 4 | 08436 | 德寶集團控股 | 1.600 | 0.580 | 175.86 |
| 5 | 08020 | 宏海控股集團 | 0.140 | 0.070 | 100.00 |
| 6 | 08423 | CHI HO DEV | 3.600 | 1.820 | 97.80 |
| 7 | 08003 | 世大控股 | 0.079 | 0.040 | 97.50 |
| 8 | 08460 | 基地錦標集團 | 1.700 | 0.910 | 86.81 |
| 9 | 08526 | 榮豐集團亞洲 | 1.080 | 0.590 | 83.05 |
| 10 | 08297 | 芭迪貝伊 | 0.180 | 0.099 | 81.82 |
| 11 | 08370 | 智昇集團控股 | 0.475 | 0.265 | 79.25 |
| 12 | 08056 | 飲食概念 | 0.530 | 0.300 | 76.67 |
| 13 | 08048 | 御德國際控股 | 0.084 | 0.052 | 61.54 |
| 14 | 08491 | COOL LINK | 1.450 | 0.900 | 61.11 |
| 15 | 08111 | 中科光電 | 0.123 | 0.079 | 55.70 |
| 16 | 08243 | 大賀傳媒 | 0.202 | 0.130 | 55.38 |
| 17 | 08395 | 齊家控股 | 0.109 | 0.072 | 51.39 |
| 18 | 08039 | 中國卓銀 | 8.750 | 5.830 | 50.09 |
| 19 | 08471 | 新達控股 | 0.390 | 0.260 | 50.00 |
| 20 | 08269 | 富譽控股 | 0.085 | 0.058 | 46.55 |

A 經調整

GEM 股份

20種跌幅最大之GEM股份

2018年第4季

| 順次 | 股份代號 | 股份 | 收市價 | | 跌幅 |
|----|-------|---------|-----------|----------|--------|
| | | | 2018年12月底 | 2018年9月底 | |
| 1 | 08078 | HMV數碼中國 | 0.012 | 0.213 | -94.37 |
| 2 | 08351 | 俊文寶石 | 0.039 | 0.209 | -81.34 |
| 3 | 08207 | 中新控股 | 0.099 | 0.420 | -76.43 |
| 4 | 08391 | 精雅印刷集團 | 0.248 | 0.950 | -73.89 |
| 5 | 08147 | 匯思太平洋 | 0.046 | 0.147 | -68.71 |
| 6 | 08133 | 鑄能控股 | 0.043 | 0.133 | -67.67 |
| 7 | 08231 | 節能元件 | 0.080 | 0.228 | -64.91 |
| 8 | 08018 | 匯財金融投資 | 0.054 | 0.147 | -63.27 |
| 9 | 08305 | 棠記控股 | 0.126 | 0.340 | -62.94 |
| 10 | 08166 | 中國農業生態 | 0.239 | 0.590 A | -59.49 |
| 11 | 08089 | 華人策略控股 | 0.380 | 0.920 | -58.70 |
| 12 | 08179 | 新煮意控股 | 0.062 | 0.150 | -58.67 |
| 13 | 08422 | WT集團 | 0.320 | 0.760 | -57.89 |
| 14 | 08088 | 滙友生命科學 | 0.164 | 0.380 A | -56.84 |
| 15 | 08073 | 興業新材料 | 0.590 | 1.350 | -56.30 |
| 16 | 08545 | 佰悅集團 | 0.370 | 0.840 | -55.95 |
| 17 | 08175 | 中國數碼文化 | 0.171 | 0.385 | -55.58 |
| 18 | 08112 | 基石金融 | 0.054 | 0.117 | -53.85 |
| 19 | 08011 | 百田石油 | 0.112 | 0.242 | -53.72 |
| 20 | 08192 | 環球通証 | 0.125 | 0.270 | -53.70 |

A 經調整

GEM 股份

20種成交最活躍GEM股份(金額)

2018年第4季

| 順次 | 股份代號 | 股份 | 成交金額(百萬港元) | 佔市場百分比 |
|----|-------|---------------|------------|--------|
| 1 | 08207 | 中新控股 | 1,160.44 | 5.96 |
| 2 | 08057 | 麥迪森控股 | 714.66 | 3.67 |
| 3 | 08526 | 榮豐集團亞洲 | 676.64 | 3.47 |
| 4 | 08611 | MINDTELL TECH | 639.00 | 3.28 |
| 5 | 08210 | 衍匯亞洲 | 634.65 | 3.26 |
| 6 | 08083 | 中國有贊 | 587.57 | 3.02 |
| 7 | 08293 | 星亞控股 | 519.87 | 2.67 |
| 8 | 08283 | 正力控股 | 459.80 | 2.36 |
| 9 | 08078 | HMV數碼中國 | 416.59 | 2.14 |
| 10 | 08228 | 國藝娛樂 | 411.34 | 2.11 |
| 11 | 08022 | 永耀集團控股 | 410.66 | 2.11 |
| 12 | 08502 | 遠航港口 | 398.79 | 2.05 |
| 13 | 08469 | 盛業資本 | 396.00 | 2.03 |
| 14 | 08391 | 精雅印刷集團 | 392.15 | 2.01 |
| 15 | 08351 | 俊文寶石 | 369.85 | 1.90 |
| 16 | 08480 | 飛霓控股 | 365.77 | 1.88 |
| 17 | 08259 | HON CORP | 355.35 | 1.82 |
| 18 | 08305 | 棠記控股 | 345.49 | 1.77 |
| 19 | 08460 | 基地錦標集團 | 330.54 | 1.70 |
| 20 | 08482 | 萬勵達 | 328.55 | 1.69 |
| 總額 | | | 9,913.71 | 50.89 |

GEM 股份

20種成交最活躍GEM股份(股數)

2018年第4季

| 順次 | 股份代號 | 股份 | 成交股數(百萬股) | 佔市場百分比 |
|----|-------|----------|-----------|--------|
| 1 | 08078 | HMV數碼中國 | 18,121.90 | 24.68 |
| 2 | 08207 | 中新控股 | 4,671.01 | 6.36 |
| 3 | 08351 | 俊文寶石 | 2,474.90 | 3.37 |
| 4 | 08147 | 匯思太平洋 | 2,354.45 | 3.21 |
| 5 | 08228 | 國藝娛樂 | 1,561.94 | 2.13 |
| 6 | 08179 | 新煮意控股 | 1,348.42 | 1.84 |
| 7 | 08083 | 中國有贊 | 1,096.50 | 1.49 |
| 8 | 08210 | 衍匯亞洲 | 1,096.29 | 1.49 |
| 9 | 08148 | 奧栢中國 | 1,085.63 | 1.48 |
| 10 | 08272 | 華人飲食集團 | 996.10 | 1.36 |
| 11 | 08482 | 萬勵達 | 955.74 | 1.30 |
| 12 | 08133 | 鑄能控股 | 944.86 | 1.29 |
| 13 | 08526 | 榮豐集團亞洲 | 924.15 | 1.26 |
| 14 | 08245 | 安悅國際控股 | 922.93 | 1.26 |
| 15 | 08052 | 陸慶娛樂 | 898.44 | 1.22 |
| 16 | 08057 | 麥迪森控股 | 895.42 | 1.22 |
| 17 | 08226 | 樹熊金融集團 | 886.97 | 1.21 |
| 18 | 08305 | 棠記控股 | 877.55 | 1.20 |
| 19 | 08613 | 東方支付集團控股 | 802.92 | 1.09 |
| 20 | 08132 | 中油港燃 | 773.84 | 1.05 |
| 總數 | | | 43,689.96 | 59.50 |

GEM 股份

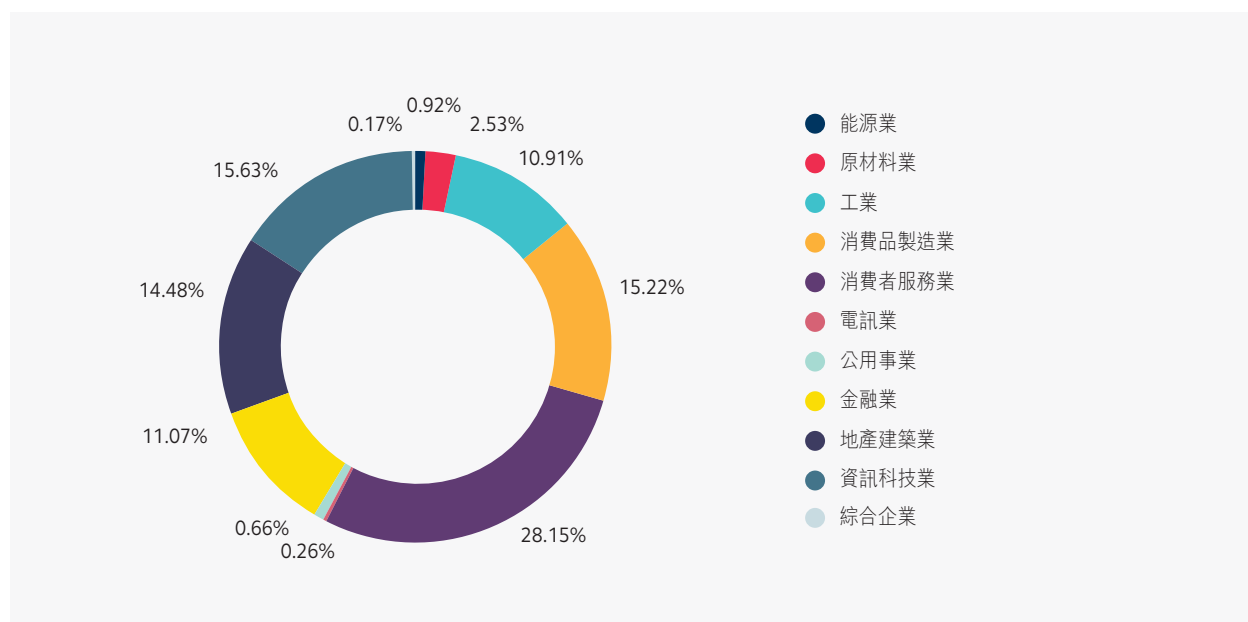
GEM 公司市價總值

截至季末

| | | 百萬港元 |
|------|-------|------------|
| 2017 | 第 4 季 | 280,841.44 |
| 2018 | 第 1 季 | 263,735.88 |
| | 第 2 季 | 248,066.40 |
| | 第 3 季 | 209,809.82 |
| | 第 4 季 | 186,183.32 |

恒生行業分類系統之證券市價總值* – GEM

季末數字



* 行業分類由恒生指數有限公司提供。

註：新的恒生行業分類系統於2013年9月9日生效。

50間市價總值最大之上市公司－GEM

截至2018年第4季季末

| 順次 | 股份代號 | 公司 | 市價總值(百萬港元) | 佔市場總值(%) |
|-------------|-------|---------------------------|-------------------|---------------|
| 1 | 08137 | 洪橋集團有限公司 | 9,657.44 | 5.19 |
| 2 | 08293 | 星亞控股有限公司 | 7,875.00 | 4.23 |
| 3 | 08083 | 中國有贊有限公司 | 7,796.67 | 4.19 |
| 4 | 08032 | 非凡中國控股有限公司 | 7,432.26 | 3.99 |
| 5 | 08469 | 盛業資本有限公司 | 5,895.99 | 3.17 |
| 6 | 08279 | 亞博科技控股有限公司 | 5,467.09 | 2.94 |
| 7 | 08407 | 興證國際金融集團有限公司 | 4,680.00 | 2.51 |
| 8 | 08057 | 麥迪森控股集團有限公司 | 4,411.81 | 2.37 |
| 9 | 08265 | 中國之信集團有限公司 | 3,879.37 | 2.08 |
| 10 | 08170 | KSL Holdings Ltd. | 3,700.80 | 1.99 |
| 11 | 08039 | 中國卓銀國際控股有限公司 | 3,657.50 | 1.96 |
| 12 | 08283 | 正力控股有限公司 | 3,350.00 | 1.80 |
| 13 | 08176 | 超人智能有限公司 | 3,037.32 | 1.63 |
| 14 | 08423 | 潛濤發展控股有限公司 | 2,880.00 | 1.55 |
| 15 | 08022 | 永耀集團控股有限公司 | 2,343.48 | 1.26 |
| 16 | 08047 | 中國海洋捕撈控股有限公司 | 2,324.28 | 1.25 |
| 17 | 08207 | 中新控股科技集團有限公司 | 2,290.99 | 1.23 |
| 18 | 08487 | ISP Global Ltd. | 2,256.00 | 1.21 |
| 19 | 08227 | 西安海天天實業股份有限公司－H股 | 2,040.62 | 1.10 |
| 20 | 08167 | 中國新電信集團有限公司 | 1,837.78 | 0.99 |
| 21 | 08037 | 中國生物科技服務控股有限公司 | 1,823.93 | 0.98 |
| 22 | 08460 | 基地錦標集團控股有限公司 | 1,700.00 | 0.91 |
| 23 | 08345 | 火岩控股有限公司 | 1,532.80 | 0.82 |
| 24 | 08053 | 比優集團控股有限公司 | 1,512.46 | 0.81 |
| 25 | 08480 | 飛霓控股有限公司 | 1,461.60 | 0.79 |
| 26 | 08527 | 聚利寶控股有限公司 | 1,370.00 | 0.74 |
| 27 | 08158 | 中國再生醫學國際有限公司 | 1,318.93 | 0.71 |
| 28 | 08140 | 人和科技控股有限公司 | 1,248.00 | 0.67 |
| 29 | 08328 | 信義汽車玻璃香港企業有限公司 | 1,212.01 | 0.65 |
| 30 | 08228 | 國藝娛樂文化集團有限公司 | 1,174.46 | 0.63 |
| 31 | 08359 | Hypebeast Ltd. | 1,140.00 | 0.61 |
| 32 | 08090 | 中國融保金融集團有限公司 | 1,131.40 | 0.61 |
| 33 | 08619 | WAC Holdings Ltd. | 1,123.20 | 0.60 |
| 34 | 08246 | 中華燃氣控股有限公司 | 1,049.86 | 0.56 |
| 35 | 08308 | 古兜控股有限公司 | 1,029.00 | 0.55 |
| 36 | 08259 | Hon Corporation Ltd. | 984.00 | 0.53 |
| 37 | 08030 | 匯聯金融服務控股有限公司 | 952.29 | 0.51 |
| 38 | 08055 | 中國網絡信息科技集團有限公司 | 937.82 | 0.50 |
| 39 | 08276 | 長虹佳華控股有限公司 | 930.98 | 0.50 |
| 40 | 08156 | 眾彩羽翔股份有限公司 | 921.44 | 0.49 |
| 41 | 08410 | 安領國際控股有限公司 | 901.27 | 0.48 |
| 42 | 08491 | Cool Link (Holdings) Ltd. | 870.00 | 0.47 |
| 43 | 08325 | 中國支付通集團控股有限公司 | 838.54 | 0.45 |
| 44 | 08172 | 拉近網娛集團有限公司 | 829.20 | 0.45 |
| 45 | 08050 | 量子思維有限公司 | 786.63 | 0.42 |
| 46 | 08260 | 銀合控股有限公司 | 756.31 | 0.41 |
| 47 | 08358 | 卓珈控股集團有限公司 | 720.00 | 0.39 |
| 48 | 08516 | 廣駿集團控股有限公司 | 696.00 | 0.37 |
| 49 | 08021 | 匯隆控股有限公司 | 689.62 | 0.37 |
| 50 | 08117 | 中國基礎能源控股有限公司 | 665.59 | 0.36 |
| 總值 | | | 119,121.70 | 63.98 |
| 市場總值 | | | 186,183.32 | 100.00 |

新上市統計－GEM公司

| | | 新上市公司數目 | 集資金額(百萬港元) |
|------|-----|---------|------------|
| 2017 | 第4季 | 25 | 1,605.50 |
| 2018 | 第1季 | 33 | 2,237.28 |
| | 第2季 | 17 | 1,171.84 |
| | 第3季 | 17 | 1,171.93 |
| | 第4季 | 8 | 479.54 |

GEM新上市公司

2018年第4季

| 股份代號 | 公司 | 上市日期 | 已發行股數 | 集資金額 (百萬港元) |
|-----------|----------------------------------|------------|---------------|----------------|
| 08042 | 高奧士國際控股有限公司 | 2018/10/12 | 800,000,000 | 60.00 |
| 08603 | 亮晴控股有限公司 | 2018/10/15 | 800,000,000 | 56.00 |
| 08516 | 廣駿集團控股有限公司 | 2018/10/15 | 480,000,000 | 48.00 |
| 08613 | 東方支付集團控股有限公司 | 2018/10/16 | 1,000,000,000 | 55.00 |
| 08611 | Mindtell Technology Ltd. | 2018/10/22 | 390,000,000 | 72.54 |
| 08259 | Hon Corporation Ltd. | 2018/11/07 | 480,000,000 | 60.00 |
| 08621 | Metropolis Capital Holdings Ltd. | 2018/12/12 | 800,000,000 | 78.00 |
| 08622 | 華康生物醫學控股有限公司 | 2018/12/13 | 400,000,000 | 50.00 |
| 總額 | | | | 479.54 |

除牌上市公司－GEM

2018年第4季

| 股份代號 | 公司 | 最後買賣日期 | 除牌日期 |
|-------|---------------|------------|--------------|
| 08361 | 中國育兒網絡控股有限公司* | 2018/10/05 | 2018/10/08 § |
| 08342 | 飛思達科技控股有限公司* | 2018/11/28 | 2018/11/29 § |

* 原為GEM上市公司，後引用於2008年7月1日生效的《GEM上市規則》經修訂第9.24條以及《主板上市規則》新增第9A章轉至主板上市。

§ 由GEM轉至主板的轉板生效日期。

GEM 股份

GEM 公司名稱更改

2018年第4季

| 股份代號 | 原有名稱 | 新名稱 | 生效日期 | 採用日期 |
|-------|----------------|-------------|------------|------------|
| 08103 | 萬泰企業股份有限公司 | hmvod視頻有限公司 | 2018/09/11 | 2018/10/08 |
| 08192 | 環球能源資源國際集團有限公司 | 環球通証有限公司 | 2018/09/28 | 2018/10/26 |
| 08315 | 冠輝集團控股有限公司 | 長城匯理公司 | 2018/09/14 | 2018/10/26 |
| 08181 | 恒生控股有限公司 | 時時服務有限公司 | 2018/09/18 | 2018/10/31 |
| 08081 | 互娛中國文化科技投資有限公司 | 恆泰裕集團控股有限公司 | 2018/10/31 | 2018/11/26 |

GEM 紅股／紅利認股權證

2018年第4季

| 股份代號 | 公司 | 詳情 | 除淨日 |
|------|----|----|-----|
| 無 | | | |

GEM 股份拆細及合併

2018年第4季

| 股份代號 | 公司 | 詳情 | 生效日期 |
|-------|----------------|----------|------------|
| 08166 | 中國農業生態有限公司 | 10股合併為1股 | 2018/11/16 |
| 08007 | 環球戰略集團有限公司 | 5股合併為1股 | 2018/11/19 |
| 08009 | 華夏能源控股有限公司 | 40股合併為1股 | 2018/11/26 |
| 08132 | 中油港燃能源集團控股有限公司 | 20股合併為1股 | 2018/11/29 |
| 08088 | 滙友生命科學控股有限公司 | 20股合併為1股 | 2018/12/14 |

GEM 供股／公開售股

2018年第4季

| 月份 | 股份代號 | 公司 | 比率 | 集資金額 (百萬港元) |
|----|------|----|----|----------------|
| 無 | | | | |
| 總額 | | | | - |

GEM 股份

股份配售*

| 月份 | 股份代號 | 公司 | 配售股份數目 | 配售價 (港元) | 集資金額 (百萬港元) |
|-----------|-------|--------|---------------|-------------|----------------|
| 2018 | | | | | |
| 10月 | 08153 | 科地農業 | 70,000,000 | 0.1000 | 7.00 |
| | 08007 | 環球戰略集團 | 300,000,000 | 0.1000 | 30.00 |
| | 08123 | 華億金控 | 1,450,000,000 | 0.0600 | 87.00 |
| 11月 | 08139 | 長安仁恒 | 6,400,000 | 3.5000 | 22.40 |
| | 08331 | 恆勤集團 | 111,762,000 | 0.2070 | 23.13 |
| | 08125 | 仁德資源 | 72,600,000 | 0.2000 | 14.52 |
| | 08181 | 時時服務 | 171,000,000 | 0.2400 | 41.04 |
| 12月 | 08082 | 仁智國際集團 | 60,000,000 | 0.3300 | 19.80 |
| 總額 | | | | | 244.89 |

* 由於資料呈報之時差，本表所列乃為該季度臨時之股份配售數據。

GEM 認股權證

認股權證交易及市價總值統計－ GEM

| | | 數目 | 成交金額(百萬港元) | 市價總值(百萬港元) |
|------|-----|----|------------|------------|
| 2017 | 第4季 | 1 | 0.04 | 62.83 |
| 2018 | 第1季 | 1 | 0.05 | 62.83 |
| | 第2季 | 1 | 0.03 | 62.83 |
| | 第3季 | 1 | 0.00 | 62.83 |
| | 第4季 | 1 | 0.01 | 62.83 |

GEM新上市股份認股權證

2018年第4季

| 股份代號 | 股份認股權證 | 上市時之發行金額(港元) | 上市日期 | 到期日 | 集資金額(百萬港元) |
|------|--------|--------------|------|-----|------------|
| 無 | | | | | |
| 總額 | | | | | - |

股票市場指數

恒生指數



標準普爾／香港交易所大型股指數



標準普爾／香港交易所GEM指數



股票市場指數

香港股市指數

| 指數 | 2018年12月底 收市 | 2018年9月底 收市 | 升跌 |
|-----------------|-----------------|----------------|----------|
| 標準普爾／香港交易所大型股指數 | 33622.78 | 36129.08 | - 6.94% |
| 標準普爾／香港交易所GEM指數 | 146.01 | 183.21 | - 20.30% |
| 恒生指數 | 25845.70 | 27788.52 | - 6.99% |
| 分類指數 | | | |
| 金融 | 35808.22 | 38391.14 | - 6.73% |
| 公用事業 | 57792.61 | 57707.07 | + 0.15% |
| 地產 | 37143.40 | 36966.04 | + 0.48% |
| 工商業 | 14656.68 | 16372.64 | - 10.48% |
| 恒生香港中資企業指數 | 4169.04 | 4448.84 | - 6.29% |
| 恒生中國企業指數 | 10124.75 | 11017.87 | - 8.11% |

股票市場指數

世界指數

| 指數 | 2018年12月底 收市 | 2018年9月底 收市 | 升跌 |
|-----------------|-----------------|----------------|----------|
| 香港 | | | |
| 標準普爾／香港交易所大型股指數 | 33622.78 | 36129.08 | - 6.94% |
| 恒生指數 | 25845.70 | 27788.52 | - 6.99% |
| 澳洲 | | | |
| 普通股指數 | 5709.40 | 6325.50 | - 9.74% |
| 雅加達 | | | |
| 綜合指數 | 6194.50 | 5976.55 | + 3.65% |
| 日本 | | | |
| 日經指數(225) | 20014.77 | 24120.04 | - 17.02% |
| 韓國 | | | |
| 綜合指數 | 2041.04 | 2343.07 | - 12.89% |
| 吉隆坡 | | | |
| 綜合指數 | 1690.58 | 1793.15 | - 5.72% |
| 馬尼拉 | | | |
| 綜合指數 | 7466.02 | 7276.82 | + 2.60% |
| 紐西蘭 | | | |
| 證交所指數(50) | 8811.27 | 9351.06 | - 5.77% |
| 上海 | | | |
| A股指數 | 2611.38 | 2954.75 | - 11.62% |
| B股指數 | 271.05 | 290.20 | - 6.60% |
| 深圳 | | | |
| A股指數 | 1325.66 | 1507.12 | - 12.04% |
| B股指數 | 837.18 | 975.35 | - 14.17% |
| 新加坡 | | | |
| 海峽時報指數 | 3068.76 | 3257.05 | - 5.78% |
| 台灣 | | | |
| 台北加權股份指數 | 9727.41 | 11006.34 | - 11.62% |
| 泰國 | | | |
| SET指數 | 1563.88 | 1756.41 | - 10.96% |
| 紐約 | | | |
| 杜瓊斯工業平均指數 | 23327.46 | 26458.31 | - 11.83% |
| Nasdaq綜合指數 | 6635.28 | 8046.35 | - 17.54% |
| 多倫多 | | | |
| S&P/TSX綜合指數 | 14322.86 | 16073.14 | - 10.89% |
| 德國 | | | |
| DAX Kursindex | 4862.74 | 5641.29 | - 13.80% |
| 倫敦 | | | |
| 金融時報100指數 | 6728.13 | 7510.20 | - 10.41% |

衍生產品市場 期貨及期權

合約成交量

| 衍生產品 | 合約張數 | |
|----------------------------------|-------------------|-------------------|
| | 2018年第4季 | 2017年第4季 |
| 恒生指數期貨 | 16,204,377 | 9,365,175 |
| 恒生指數期權 | 3,392,369 | 2,844,216 |
| 小型恒生指數期貨 | 7,148,037 | 3,576,657 |
| 小型恒生指數期權 | 855,445 | 444,636 |
| 恒生指數(總股息累計指數)期貨 ¹ | 14 | - |
| 恒生指數(淨股息累計指數)期貨 ² | 13 | - |
| 恒生中國企業指數期貨 | 10,296,311 | 7,052,461 |
| 恒生中國企業指數期權 | 6,412,434 | 4,679,928 |
| 小型恒生中國企業指數期貨 | 1,272,685 | 1,069,826 |
| 小型恒生中國企業指數期權 | 143,495 | 113,509 |
| 恒生中國企業指數(總股息累計指數)期貨 ³ | 2 | - |
| 恒生中國企業指數(淨股息累計指數)期貨 ⁴ | 2 | - |
| 自訂條款恒生指數期權 | 0 | 0 |
| 自訂條款恒生中國企業指數期權 | 0 | 5,000 |
| 恒指股息點指數期貨 | 0 | 6,815 |
| 恒生國企股息點指數期貨 | 124,338 | 56,104 |
| 恒指波幅指數期貨 | 0 | 10 |
| MSCI亞洲除日本淨總回報指數期貨 ⁵ | 3,366 | - |
| 中華交易服務中國120指數期貨 | 40 | 600 |
| 中華交易服務博彩業指數期貨 | 26 | 0 |
| 恒生中國內地石油及天然氣指數期貨 | 3,467 | 1,260 |
| 恒生中國內地銀行指數期貨 | 2,319 | 4,149 |
| 恒生中國內地醫療保健指數期貨 | 22 | 2 |
| 恒生中國內地地產指數期貨 | 7,770 | 1,555 |
| 恒生資訊科技器材指數期貨 | 0 | 0 |
| 恒生軟件服務指數期貨 | 2 | 0 |
| IBOVESPA期貨 | 0 | 0 |
| MICEX指數期貨 | 0 | 0 |
| S&P BSE Sensex指數期貨 ⁶ | - | 0 |
| FTSE/JSE Top40期貨 | 0 | 0 |
| 股票期貨 | 393,577 | 24,443 |
| 股票期權 | 29,028,271 | 32,091,870 |
| 五年期中國財政部國債期貨 ⁷ | - | 130 |
| 三個月港元利率期貨 | 47 | 260 |
| 一個月港元利率期貨 | 27 | 0 |
| 人民幣貨幣期貨—美元兌人民幣(香港)期貨 | 400,592 | 197,032 |
| 人民幣貨幣期權—美元兌人民幣(香港)期權 | 10,757 | 1,512 |
| 人民幣貨幣期貨—歐元兌人民幣(香港)期貨 | 4,415 | 382 |
| 人民幣貨幣期貨—日圓兌人民幣(香港)期貨 | 741 | 248 |
| 人民幣貨幣期貨—澳元兌人民幣(香港)期貨 | 337 | 164 |
| 人民幣貨幣期貨—人民幣(香港)兌美元期貨 | 5,511 | 2,458 |
| 美元黃金期貨 | 94,682 | 41,913 |
| 人民幣(香港)黃金期貨 | 6,296 | 78,892 |
| 鐵礦石期貨—月度合約 ⁸ | 4,408 | 18,194 |
| 鐵礦石期貨—季度合約 ⁹ | 0 | 36 |
| 倫敦鋁期貨小型合約 | 10 | 177 |
| 倫敦鋅期貨小型合約 | 173 | 94 |
| 倫敦銅期貨小型合約 | 6 | 188 |
| 倫敦鉛期貨小型合約 | 0 | 106 |
| 倫敦鎳期貨小型合約 | 6 | 47 |
| 倫敦錫期貨小型合約 | 0 | 0 |
| 總數 | 75,816,390 | 61,680,049 |

¹ 恒生指數(總股息累計指數)期貨由2018年11月05日開始買賣

² 恒生指數(淨股息累計指數)期貨由2018年11月05日開始買賣

³ 恒生中國企業指數(總股息累計指數)期貨由2018年11月05日開始買賣

⁴ 恒生中國企業指數(淨股息累計指數)期貨由2018年11月05日開始買賣

⁵ MSCI亞洲除日本淨總回報指數期貨由2018年6月11日開始買賣

⁶ S&P BSE Sensex指數期貨由2018年7月27日停止買賣

⁷ 五年期中國財政部國債期貨由2017年4月10日開始買賣及由2017年12月08日停止買賣

⁸ 鐵礦石期貨—月度合約由2017年11月13日開始買賣

⁹ 鐵礦石期貨—季度合約由2017年11月13日開始買賣

衍生產品市場 期貨及期權

恒生指數期貨－合約成交量及未平倉合約(合約張數)

| | | 總合約成交量 | 季末未平倉合約 |
|-------|-----|------------|---------|
| 2017年 | 第4季 | 9,365,175 | 144,659 |
| 2018年 | 第1季 | 12,511,293 | 129,784 |
| | 第2季 | 14,140,082 | 123,361 |
| | 第3季 | 14,812,594 | 118,778 |
| | 第4季 | 16,204,377 | 133,924 |

小型恒生指數期貨－合約成交量及未平倉合約(合約張數)

| | | 總合約成交量 | 季末未平倉合約 |
|-------|-----|-----------|---------|
| 2017年 | 第4季 | 3,576,657 | 9,863 |
| 2018年 | 第1季 | 6,139,659 | 8,861 |
| | 第2季 | 5,419,705 | 11,557 |
| | 第3季 | 5,956,980 | 14,116 |
| | 第4季 | 7,148,037 | 12,587 |

恒生指數期權－合約成交量及未平倉合約(合約張數)

| | | 總合約成交量 | 季末未平倉合約 |
|-------|-----|-----------|---------|
| 2017年 | 第4季 | 2,844,216 | 344,084 |
| 2018年 | 第1季 | 3,591,231 | 381,856 |
| | 第2季 | 2,775,119 | 343,600 |
| | 第3季 | 2,957,776 | 334,605 |
| | 第4季 | 3,392,369 | 279,856 |

恒生中國企業指數期貨－合約成交量及未平倉合約(合約張數)

| | | 總合約成交量 | 季末未平倉合約 |
|-------|-----|------------|---------|
| 2017年 | 第4季 | 7,052,461 | 233,591 |
| 2018年 | 第1季 | 9,265,269 | 275,905 |
| | 第2季 | 8,407,737 | 355,581 |
| | 第3季 | 9,481,964 | 382,593 |
| | 第4季 | 10,296,311 | 428,692 |

股票期權市場成交及未平倉合約(合約張數)

| | | 總期權金額 (百萬港元) | 總合約成交量 | 季末未平倉合約 |
|-------|-----|-----------------|------------|-----------|
| 2017年 | 第4季 | 26,473.83 | 32,091,870 | 8,304,697 |
| 2018年 | 第1季 | 36,925.03 | 40,592,232 | 9,585,088 |
| | 第2季 | 20,957.48 | 28,891,853 | 9,255,436 |
| | 第3季 | 21,588.94 | 28,766,745 | 8,465,878 |
| | 第4季 | 26,126.32 | 29,028,271 | 7,213,486 |

衍生產品市場 期貨及期權

各期權類別之期權金總額

2018年第4季

| 期權類別 | | 期權金額 (百萬港元) | 佔市場百分比 |
|----------|-----|----------------|--------|
| 安碩 A50 | A50 | 180.48 | 0.69 |
| 瑞聲科技 | AAC | 240.68 | 0.92 |
| 海螺水泥 | ACC | 135.51 | 0.52 |
| 友邦保險 | AIA | 664.29 | 2.54 |
| 中國國航 | AIR | 2.88 | 0.01 |
| 中國鋁業 | ALC | 12.58 | 0.05 |
| 華夏滬深三百 | AMC | 183.51 | 0.70 |
| 交通銀行 | BCM | 9.97 | 0.04 |
| 東亞銀行 | BEA | 4.02 | 0.02 |
| 中銀香港 | BOC | 84.28 | 0.32 |
| 比亞迪股份 | BYD | 162.87 | 0.62 |
| 中國交通建設 | CCC | 17.90 | 0.07 |
| 中煤能源 | CCE | 10.58 | 0.04 |
| 中遠海控 | CCS | 0.08 | 0.00 |
| 中國信達 | CDA | 4.86 | 0.02 |
| 中廣核電力 | CGN | 1.76 | 0.01 |
| 中國移動 | CHT | 552.70 | 2.12 |
| 中國聯通 | CHU | 30.39 | 0.12 |
| 中信股份 | CIT | 12.20 | 0.05 |
| 長和 | CKH | 109.90 | 0.42 |
| 長實集團 | CKP | 62.90 | 0.24 |
| 中國人壽 | CLI | 291.53 | 1.12 |
| 中電控股 | CLP | 52.45 | 0.20 |
| 招商銀行 | CMB | 282.33 | 1.08 |
| 中國海洋石油 | CNC | 242.71 | 0.93 |
| 碧桂園 | COG | 100.25 | 0.38 |
| 中國海外發展 | COL | 142.54 | 0.55 |
| 國泰航空 | CPA | 0.77 | 0.00 |
| 中國石油化工股份 | CPC | 192.83 | 0.74 |
| 中國太保 | CPI | 243.08 | 0.93 |
| 中國鐵建 | CRC | 6.41 | 0.02 |
| 中國中鐵 | CRG | 9.43 | 0.04 |
| 華潤置地 | CRL | 119.76 | 0.46 |
| 南方 A50 | CSA | 226.45 | 0.87 |
| 中國神華 | CSE | 139.21 | 0.53 |
| 石藥集團 | CSP | 159.31 | 0.61 |
| 中信銀行 | CTB | 7.89 | 0.03 |
| 中國電信 | CTC | 10.57 | 0.04 |
| 中信証券 | CTS | 73.67 | 0.28 |
| 東風集團股份 | DFM | 5.92 | 0.02 |
| 中國恒大 | EVG | 76.46 | 0.29 |
| 廣汽集團 | GAC | 13.19 | 0.05 |
| 吉利汽車 | GAH | 449.07 | 1.72 |
| 銀河娛樂 | GLX | 465.07 | 1.78 |
| 長城汽車 | GWM | 51.68 | 0.20 |
| 海通証券 | HAI | 49.74 | 0.19 |
| 恒生中國企業 | HCF | 28.87 | 0.11 |
| 電能實業 | HEH | 26.73 | 0.10 |
| 香港交易所 | HEX | 827.74 | 3.17 |
| 恒安國際 | HGN | 65.27 | 0.25 |
| 匯豐控股 | HKB | 825.95 | 3.16 |
| 香港中華煤氣 | HKG | 16.86 | 0.06 |
| 恒基地產 | HLD | 44.03 | 0.17 |
| 華能國際電力股份 | HNP | 6.66 | 0.03 |
| 恒生銀行 | HSB | 89.75 | 0.34 |
| 江西銅業股份 | JXC | 10.71 | 0.04 |
| 昆侖能源 | KLE | 23.21 | 0.09 |
| 金山軟件 | KSO | 79.00 | 0.30 |

衍生產品市場 期貨及期權

| 期權類別 | | 期權金額 (百萬港元) | 佔市場百分比 |
|-----------|-----|------------------|---------------|
| 聯想集團 | LEN | 91.75 | 0.35 |
| 利豐 | LIF | 3.64 | 0.01 |
| 領展房產基金 | LNK | 69.56 | 0.27 |
| 蒙牛乳業 | MEN | 28.36 | 0.11 |
| 美團點評-W | MET | 145.23 | 0.56 |
| 美高梅中國 | MGM | 9.86 | 0.04 |
| 小米集團-W | MIU | 138.44 | 0.53 |
| 民生銀行 | MSB | 38.12 | 0.15 |
| 港鐵公司 | MTR | 13.08 | 0.05 |
| 中國建材 | NBM | 23.73 | 0.09 |
| 新華保險 | NCL | 86.98 | 0.33 |
| 新世界發展 | NWD | 15.27 | 0.06 |
| 中國平安 | PAI | 2,698.70 | 10.33 |
| 中國石油股份 | PEC | 135.67 | 0.52 |
| 中國財險 | PIC | 21.61 | 0.08 |
| 中國人民保險集團 | PIN | 9.86 | 0.04 |
| 保利協鑫能源 | PLE | 1.39 | 0.01 |
| 富力地產 | RFP | 3.03 | 0.01 |
| 金沙中國有限公司 | SAN | 151.11 | 0.58 |
| 新鴻基地產 | SHK | 393.35 | 1.51 |
| 舜宇光學科技 | SNO | 247.01 | 0.95 |
| 國藥控股 | SNP | 16.68 | 0.06 |
| 渣打集團 | STC | 1.98 | 0.01 |
| 融創中國 | SUN | 163.76 | 0.63 |
| 太古股份公司A | SWA | 39.90 | 0.15 |
| 騰訊控股 | TCH | 12,785.00 | 48.94 |
| 盈富基金 | TRF | 7.98 | 0.03 |
| 萬科企業 | VNK | 25.05 | 0.10 |
| 九龍倉集團 | WHL | 7.82 | 0.03 |
| 中國旺旺 | WWC | 3.76 | 0.01 |
| 農業銀行 | XAB | 61.75 | 0.24 |
| 中國銀行 | XBC | 117.06 | 0.45 |
| 建設銀行 | XCC | 393.70 | 1.51 |
| 工商銀行 | XIC | 151.77 | 0.58 |
| 郵儲銀行 | XPB | 2.42 | 0.01 |
| 中國鐵塔 | XTW | 13.70 | 0.05 |
| 兗州煤業股份 | YZC | 60.61 | 0.23 |
| 紫金礦業 | ZJM | 6.17 | 0.02 |
| 總額 | | 26,126.32 | 100.00 |

衍生產品市場 期貨及期權

各期權類別之合約成交量

2018年第4季

| 期權類別 | | 合約成交量 | 佔市場百分比 |
|----------|-----|-----------|--------|
| 安碩 A50 | A50 | 132,197 | 0.46 |
| 瑞聲科技 | AAC | 126,286 | 0.44 |
| 海螺水泥 | ACC | 226,421 | 0.78 |
| 友邦保險 | AIA | 465,936 | 1.61 |
| 中國國航 | AIR | 4,826 | 0.02 |
| 中國鋁業 | ALC | 45,619 | 0.16 |
| 華夏滬深三百 | AMC | 103,806 | 0.36 |
| 交通銀行 | BCM | 93,482 | 0.32 |
| 東亞銀行 | BEA | 29,266 | 0.10 |
| 中銀香港 | BOC | 261,670 | 0.90 |
| 比亞迪股份 | BYD | 180,172 | 0.62 |
| 中國交通建設 | CCC | 79,786 | 0.27 |
| 中煤能源 | CCE | 131,198 | 0.45 |
| 中遠海控 | CCS | 1,648 | 0.01 |
| 中國信達 | CDA | 7,186 | 0.02 |
| 中廣核電力 | CGN | 3,355 | 0.01 |
| 中國移動 | CHT | 690,931 | 2.38 |
| 中國聯通 | CHU | 74,261 | 0.26 |
| 中信股份 | CIT | 51,991 | 0.18 |
| 長和 | CKH | 146,492 | 0.50 |
| 長實集團 | CKP | 63,996 | 0.22 |
| 中國人壽 | CLI | 467,007 | 1.61 |
| 中電控股 | CLP | 88,282 | 0.30 |
| 招商銀行 | CMB | 630,680 | 2.17 |
| 中國海洋石油 | CNC | 639,144 | 2.20 |
| 碧桂園 | COG | 49,546 | 0.17 |
| 中國海外發展 | COL | 119,834 | 0.41 |
| 國泰航空 | CPA | 3,226 | 0.01 |
| 中國石油化工股份 | CPC | 404,600 | 1.39 |
| 中國太保 | CPI | 294,529 | 1.01 |
| 中國鐵建 | CRC | 44,330 | 0.15 |
| 中國中鐵 | CRG | 39,662 | 0.14 |
| 華潤置地 | CRL | 71,677 | 0.25 |
| 南方 A50 | CSA | 121,590 | 0.42 |
| 中國神華 | CSE | 569,839 | 1.96 |
| 石藥集團 | CSP | 95,477 | 0.33 |
| 中信銀行 | CTB | 79,129 | 0.27 |
| 中國電信 | CTC | 75,982 | 0.26 |
| 中信証券 | CTS | 160,152 | 0.55 |
| 東風集團股份 | DFM | 10,452 | 0.04 |
| 中國恒大 | EVG | 50,242 | 0.17 |
| 廣汽集團 | GAC | 12,336 | 0.04 |
| 吉利汽車 | GAH | 164,114 | 0.57 |
| 銀河娛樂 | GLX | 358,211 | 1.23 |
| 長城汽車 | GWM | 376,731 | 1.30 |
| 海通證券 | HAI | 107,752 | 0.37 |
| 恒生中國企業 | HCF | 21,140 | 0.07 |
| 電能實業 | HEH | 56,632 | 0.20 |
| 香港交易所 | HEX | 1,490,757 | 5.14 |
| 恒安國際 | HGN | 79,845 | 0.28 |
| 匯豐控股 | HKB | 1,425,550 | 4.91 |
| 香港中華煤氣 | HKG | 69,588 | 0.24 |
| 恒基地產 | HLD | 60,663 | 0.21 |
| 華能國際電力股份 | HNP | 24,413 | 0.08 |
| 恒生銀行 | HSB | 241,889 | 0.83 |
| 江西銅業股份 | JXC | 47,979 | 0.17 |
| 昆侖能源 | KLE | 53,756 | 0.19 |
| 金山軟件 | KSO | 131,437 | 0.45 |

衍生產品市場 期貨及期權

| 期權類別 | | 合約成交量 | 佔市場百分比 |
|-----------|-----|-------------------|---------------|
| 聯想集團 | LEN | 220,664 | 0.76 |
| 利豐 | LIF | 23,632 | 0.08 |
| 領展房產基金 | LNK | 57,000 | 0.20 |
| 蒙牛乳業 | MEN | 45,000 | 0.16 |
| 美團點評-W | MET | 118,585 | 0.41 |
| 美高梅中國 | MGM | 54,293 | 0.19 |
| 小米集團-W | MIU | 235,615 | 0.81 |
| 民生銀行 | MSB | 121,602 | 0.42 |
| 港鐵公司 | MTR | 46,684 | 0.16 |
| 中國建材 | NBM | 52,626 | 0.18 |
| 新華保險 | NCL | 90,395 | 0.31 |
| 新世界發展 | NWD | 46,019 | 0.16 |
| 中國平安 | PAI | 2,500,832 | 8.62 |
| 中國石油股份 | PEC | 437,510 | 1.51 |
| 中國財險 | PIC | 60,713 | 0.21 |
| 中國人民保險集團 | PIN | 23,180 | 0.08 |
| 保利協鑫能源 | PLE | 6,837 | 0.02 |
| 富力地產 | RFP | 23,124 | 0.08 |
| 金沙中國有限公司 | SAN | 346,605 | 1.19 |
| 新鴻基地產 | SHK | 183,850 | 0.63 |
| 舜宇光學科技 | SNO | 83,712 | 0.29 |
| 國藥控股 | SNP | 22,765 | 0.08 |
| 渣打集團 | STC | 32,231 | 0.11 |
| 融創中國 | SUN | 76,903 | 0.26 |
| 太古股份公司A | SWA | 45,813 | 0.16 |
| 騰訊控股 | TCH | 7,421,959 | 25.57 |
| 盈富基金 | TRF | 26,325 | 0.09 |
| 萬科企業 | VNK | 25,976 | 0.09 |
| 九龍倉集團 | WHL | 13,819 | 0.05 |
| 中國旺旺 | WWC | 18,077 | 0.06 |
| 農業銀行 | XAB | 99,074 | 0.34 |
| 中國銀行 | XBC | 1,075,673 | 3.71 |
| 建設銀行 | XCC | 2,418,049 | 8.33 |
| 工商銀行 | XIC | 1,117,628 | 3.85 |
| 郵儲銀行 | XPB | 5,190 | 0.02 |
| 中國鐵塔 | XTW | 30,943 | 0.11 |
| 兗州煤業股份 | YZC | 125,087 | 0.43 |
| 紫金礦業 | ZJM | 35,583 | 0.12 |
| 總數 | | 29,028,271 | 100.00 |

結算及交收

經中央結算系統處理的交收指示(每日平均數)

(包括待收取及待交付的交收指示)

| 年/月 | 交收指示的數量 | 股數 (10億股) | 數值 (10億港元) |
|----------|---------|--------------|---------------|
| 2017 第4季 | 100,956 | 51.97 | 248.47 |
| 2018 第1季 | 113,959 | 55.26 | 299.46 |
| 第2季 | 104,188 | 50.80 | 291.72 |
| 第3季 | 95,037 | 47.84 | 246.88 |
| 第4季 | 98,625 | 47.19 | 225.63 |

經中央結算系統處理的投資者交收指示(每日平均數)

(投資者交收指示只作單邊計算)

| 年/月 | 投資者交收 指示的數量 | 股數 (百萬股) | 數值 (百萬港元) |
|----------|----------------|-------------|--------------|
| 2017 第4季 | 352 | 80.73 | 241.17 |
| 2018 第1季 | 442 | 87.64 | 283.87 |
| 第2季 | 303 | 352.59 | 190.54 |
| 第3季 | 261 | 42.51 | 179.44 |
| 第4季 | 214 | 53.95 | 187.92 |

經中央結算系統存管的股份

(按季度結存統計)

| 年/月 | 股數 (10億股) | 佔獲納入 中央結算系統的 證券的已發行股數 (%) | 市值 (10億港元) | 佔獲納入 中央結算系統的 證券的市價總值 (%) |
|----------|--------------|------------------------------------|---------------|-----------------------------------|
| 2017 第4季 | 6,404.15 | 75.30 | 21,768.65 | 58.70 |
| 2018 第1季 | 6,628.95 | 76.47 | 22,128.66 | 60.04 |
| 第2季 | 6,663.56 | 76.69 | 21,197.14 | 59.56 |
| 第3季 | 6,587.30 | 75.87 | 20,139.79 | 58.33 |
| 第4季 | 6,644.42 | 76.15 | 18,815.11 | 58.78 |

股數及市價總值包括非港元證券

結算及交收

經中央結算系統處理的聯交所買賣(每日平均數)

(包括以「持續淨額交收」的買賣、「已劃分的買賣」和兩邊客買賣)

| 年/月 | 買賣宗數 | 佔總成交 宗數(%) | 股數 (百萬股) | 佔成交額 (%) | 買賣成交值 (百萬港元) | 佔成交額 (%) |
|----------|-----------|---------------|-------------|-------------|-----------------|-------------|
| 2017 第4季 | 1,402,286 | 100 | 196,368.46 | 100 | 107,078.39 | 100 |
| 2018 第1季 | 1,813,140 | 100 | 252,571.39 | 100 | 145,832.37 | 100 |
| 第2季 | 1,633,677 | 100 | 203,686.61 | 100 | 106,620.31 | 100 |
| 第3季 | 1,491,219 | 100 | 203,640.60 | 100 | 91,633.38 | 100 |
| 第4季 | 1,444,003 | 100 | 244,966.47 | 100 | 85,400.12 | 100 |

以「持續淨額交收」的買賣的結算效率(每日平均數)

—按待交收股份數額和股數計算

| 年/月 | 以「持續淨額交收」 的股份數額宗數 | 淨額結算 效率 (%) | 待交收 的股數 (百萬股) | 淨額結算 效率 (%) |
|----------|----------------------|-------------------|---------------------|-------------------|
| 2017 第4季 | 94,849 | 96.43 | 33,382.69 | 91.27 |
| 2018 第1季 | 109,085 | 96.81 | 37,586.85 | 92.44 |
| 第2季 | 90,439 | 97.07 | 29,533.08 | 92.53 |
| 第3季 | 80,694 | 97.14 | 26,012.54 | 93.56 |
| 第4季 | 80,124 | 97.02 | 27,640.56 | 94.02 |

以「持續淨額交收」的股份數額的交收效率(每日平均數)

| 年/月 | 交收效率(%) | |
|----------|---------|---------|
| | 到期交收日 | 到期交收日翌日 |
| 2017 第4季 | 99.89 | 99.99 |
| 2018 第1季 | 99.89 | 99.99 |
| 第2季 | 99.87 | 99.99 |
| 第3季 | 99.89 | 99.99 |
| 第4季 | 99.92 | 99.99 |

結算及交收

季末未平倉合約

| 衍生產品 | 合約張數 | |
|----------------------------------|------------|------------|
| | 2018年第4季 | 2017年第4季 |
| 恒生指數期貨 | 133,924 | 144,659 |
| 恒生指數期權 | 279,856 | 344,084 |
| 小型恒生指數期貨 | 12,587 | 9,863 |
| 小型恒生指數期權 | 18,777 | 9,108 |
| 恒生指數(總股息累計指數)期貨 ¹ | 9 | - |
| 恒生指數(淨股息累計指數)期貨 ² | 8 | - |
| 恒生中國企業指數期貨 | 428,692 | 233,591 |
| 恒生中國企業指數期權 | 2,309,038 | 1,982,347 |
| 小型恒生中國企業指數期貨 | 5,292 | 5,162 |
| 小型恒生中國企業指數期權 | 5,132 | 5,154 |
| 恒生中國企業指數(總股息累計指數)期貨 ³ | 0 | - |
| 恒生中國企業指數(淨股息累計指數)期貨 ⁴ | 0 | - |
| 自訂條款恒生指數期權 | 0 | 0 |
| 自訂條款恒生中國企業指數期權 | 0 | 0 |
| 恒指股息點指數期貨 | 1,850 | 9,052 |
| 恒生國企股息點指數期貨 | 125,077 | 72,636 |
| 恒指波幅指數期貨 | 0 | 0 |
| MSCI亞洲除日本淨總回報指數期貨 ⁵ | 925 | - |
| 中華交易服務中國120指數期貨 | 3 | 11 |
| 中華交易服務博彩業指數期貨 | 0 | 0 |
| 恒生中國內地石油及天然氣指數期貨 | 14 | 69 |
| 恒生中國內地銀行指數期貨 | 20 | 100 |
| 恒生中國內地醫療保健指數期貨 | 0 | 0 |
| 恒生中國內地地產指數期貨 | 29 | 8 |
| 恒生資訊科技器材指數期貨 | 0 | 0 |
| 恒生軟件服務指數期貨 | 0 | 0 |
| IBOVESPA期貨 | 0 | 0 |
| MICEX指數期貨 | 0 | 0 |
| S&P BSE Sensex指數期貨 ⁶ | - | 0 |
| FTSE/JSE Top40期貨 | 0 | 0 |
| 股票期貨 | 20,476 | 5,555 |
| 股票期權 | 7,213,486 | 8,304,697 |
| 五年期中國財政部國債期貨 ⁷ | - | - |
| 三個月港元利率期貨 | 272 | 470 |
| 一個月港元利率期貨 | 0 | 0 |
| 人民幣貨幣期貨-美元兌人民幣(香港)期貨 | 30,797 | 24,483 |
| 人民幣貨幣期權-美元兌人民幣(香港)期權 | 5,625 | 3,113 |
| 人民幣貨幣期貨-歐元兌人民幣(香港)期貨 | 606 | 67 |
| 人民幣貨幣期貨-日圓兌人民幣(香港)期貨 | 160 | 51 |
| 人民幣貨幣期貨-澳元兌人民幣(香港)期貨 | 9 | 26 |
| 人民幣貨幣期貨-人民幣(香港)兌美元期貨 | 712 | 591 |
| 美元黃金期貨 | 191 | 236 |
| 人民幣(香港)黃金期貨 | 45 | 186 |
| 鐵礦石期貨-月度合約 ⁸ | 1,124 | 405 |
| 鐵礦石期貨-季度合約 ⁹ | 0 | 19 |
| 倫敦鋁期貨小型合約 | 0 | 20 |
| 倫敦鋅期貨小型合約 | 1 | 0 |
| 倫敦銅期貨小型合約 | 0 | 2 |
| 倫敦鉛期貨小型合約 | 0 | 4 |
| 倫敦錫期貨小型合約 | 0 | 1 |
| 倫敦錫期貨小型合約 | 0 | 0 |
| 總數 | 10,594,737 | 11,155,770 |

¹ 恒生指數(總股息累計指數)期貨由2018年11月05日開始買賣

² 恒生指數(淨股息累計指數)期貨由2018年11月05日開始買賣

³ 恒生中國企業指數(總股息累計指數)期貨由2018年11月05日開始買賣

⁴ 恒生中國企業指數(淨股息累計指數)期貨由2018年11月05日開始買賣

⁵ MSCI亞洲除日本淨總回報指數期貨由2018年6月11日開始買賣

⁶ S&P BSE Sensex指數期貨由2018年7月27日停止買賣

⁷ 五年期中國財政部國債期貨由2017年4月10日開始買賣及由2017年12月08日停止買賣

⁸ 鐵礦石期貨-月度合約由2017年11月13日開始買賣

⁹ 鐵礦石期貨-季度合約由2017年11月13日開始買賣

結算及交收

各期權類別之未平倉合約

2018年第4季末

| 期權類別 | | 未平倉合約 | 佔市場百分比 |
|----------|-----|---------|--------|
| 安碩A50 | A50 | 42,019 | 0.58 |
| 瑞聲科技 | AAC | 11,898 | 0.16 |
| 海螺水泥 | ACC | 28,998 | 0.40 |
| 友邦保險 | AIA | 78,893 | 1.09 |
| 中國國航 | AIR | 860 | 0.01 |
| 中國鋁業 | ALC | 18,232 | 0.25 |
| 華夏滬深三百 | AMC | 23,313 | 0.32 |
| 交通銀行 | BCM | 31,154 | 0.43 |
| 東亞銀行 | BEA | 7,500 | 0.10 |
| 中銀香港 | BOC | 29,386 | 0.41 |
| 比亞迪股份 | BYD | 30,655 | 0.42 |
| 中國交通建設 | CCC | 19,494 | 0.27 |
| 中煤能源 | CCE | 13,607 | 0.19 |
| 中遠海控 | CCS | 140 | 0.00 |
| 中國信達 | CDA | 3,415 | 0.05 |
| 中廣核電力 | CGN | 967 | 0.01 |
| 中國移動 | CHT | 142,560 | 1.98 |
| 中國聯通 | CHU | 16,075 | 0.22 |
| 中信股份 | CIT | 25,208 | 0.35 |
| 長和 | CKH | 34,758 | 0.48 |
| 長實集團 | CKP | 9,974 | 0.14 |
| 中國人壽 | CLI | 231,716 | 3.21 |
| 中電控股 | CLP | 13,198 | 0.18 |
| 招商銀行 | CMB | 116,766 | 1.62 |
| 中國海洋石油 | CNC | 117,808 | 1.63 |
| 碧桂園 | COG | 12,295 | 0.17 |
| 中國海外發展 | COL | 21,174 | 0.29 |
| 國泰航空 | CPA | 689 | 0.01 |
| 中國石油化工股份 | CPC | 127,594 | 1.77 |
| 中國太保 | CPI | 87,307 | 1.21 |
| 中國鐵建 | CRC | 3,868 | 0.05 |
| 中國中鐵 | CRG | 4,600 | 0.06 |
| 華潤置地 | CRL | 11,409 | 0.16 |
| 南方A50 | CSA | 26,516 | 0.37 |
| 中國神華 | CSE | 44,405 | 0.62 |
| 石藥集團 | CSP | 15,051 | 0.21 |
| 中信銀行 | CTB | 29,578 | 0.41 |
| 中國電信 | CTC | 17,531 | 0.24 |
| 中信証券 | CTS | 16,507 | 0.23 |
| 東風集團股份 | DFM | 1,964 | 0.03 |
| 中國恒大 | EVG | 15,328 | 0.21 |
| 廣汽集團 | GAC | 2,023 | 0.03 |

結算及交收

| 期權類別 | | 未平倉合約 | 佔市場百分比 |
|----------|-----|-----------|--------|
| 吉利汽車 | GAH | 19,269 | 0.27 |
| 銀河娛樂 | GLX | 53,663 | 0.74 |
| 長城汽車 | GWM | 49,700 | 0.69 |
| 海通證券 | HAI | 17,039 | 0.24 |
| 恒生中國企業 | HCF | 6,024 | 0.08 |
| 電能實業 | HEH | 8,165 | 0.11 |
| 香港交易所 | HEX | 240,350 | 3.33 |
| 恒安國際 | HGN | 11,223 | 0.16 |
| 匯豐控股 | HKB | 373,975 | 5.18 |
| 香港中華煤氣 | HKG | 18,365 | 0.25 |
| 恒基地產 | HLD | 9,664 | 0.13 |
| 華能國際電力股份 | HNP | 4,692 | 0.07 |
| 恒生銀行 | HSB | 43,917 | 0.61 |
| 江西銅業股份 | JXC | 9,681 | 0.13 |
| 昆侖能源 | KLE | 4,444 | 0.06 |
| 金山軟件 | KSO | 17,736 | 0.25 |
| 聯想集團 | LEN | 56,426 | 0.78 |
| 利豐 | LIF | 1,685 | 0.02 |
| 領展房產基金 | LNK | 9,942 | 0.14 |
| 蒙牛乳業 | MEN | 5,283 | 0.07 |
| 美團點評-W | MET | 23,973 | 0.33 |
| 美高梅中國 | MGM | 6,716 | 0.09 |
| 小米集團-W | MIU | 65,236 | 0.90 |
| 民生銀行 | MSB | 49,106 | 0.68 |
| 港鐵公司 | MTR | 9,917 | 0.14 |
| 中國建材 | NBM | 11,102 | 0.15 |
| 新華保險 | NCL | 10,680 | 0.15 |
| 新世界發展 | NWD | 7,243 | 0.10 |
| 中國平安 | PAI | 925,020 | 12.82 |
| 中國石油股份 | PEC | 156,691 | 2.17 |
| 中國財險 | PIC | 12,980 | 0.18 |
| 中國人民保險集團 | PIN | 2,831 | 0.04 |
| 保利協鑫能源 | PLE | 52 | 0.00 |
| 富力地產 | RFP | 2,414 | 0.03 |
| 金沙中國有限公司 | SAN | 72,335 | 1.00 |
| 新鴻基地產 | SHK | 24,122 | 0.33 |
| 舜宇光學科技 | SNO | 10,628 | 0.15 |
| 國藥控股 | SNP | 6,248 | 0.09 |
| 渣打集團 | STC | 6,203 | 0.09 |
| 融創中國 | SUN | 13,096 | 0.18 |
| 太古股份公司A | SWA | 3,936 | 0.05 |
| 騰訊控股 | TCH | 1,516,580 | 21.02 |
| 盈富基金 | TRF | 4,261 | 0.06 |
| 萬科企業 | VNK | 4,861 | 0.07 |

結算及交收

| 期權類別 | | 未平倉合約 | 佔市場百份比 |
|-----------|-----|------------------|---------------|
| 九龍倉集團 | WHL | 1,353 | 0.02 |
| 中國旺旺 | WWC | 3,557 | 0.05 |
| 農業銀行 | XAB | 22,305 | 0.31 |
| 中國銀行 | XBC | 593,289 | 8.22 |
| 建設銀行 | XCC | 690,401 | 9.57 |
| 工商銀行 | XIC | 475,853 | 6.60 |
| 郵儲銀行 | XPB | 674 | 0.01 |
| 中國鐵塔 | XTW | 15,457 | 0.21 |
| 兗州煤業股份 | YZC | 10,078 | 0.14 |
| 紫金礦業 | ZJM | 6,612 | 0.09 |
| 總數 | | 7,213,486 | 100.00 |

交易所參與者統計

聯交所

| | | 交易權 持有人數目 | 交易所參與者－ 開業 | 交易所參與者－ 非開業 | 非交易所參與者 |
|------|-----|--------------|---------------|----------------|---------|
| 2017 | 第4季 | 669 (1066) | 622 (1013) | 32 (38) | 15 (15) |
| 2018 | 第1季 | 673 (1070) | 626 (1017) | 32 (38) | 15 (15) |
| | 第2季 | 680 (1077) | 635 (1026) | 30 (36) | 15 (15) |
| | 第3季 | 685 (1082) | 639 (1029) | 31 (38) | 15 (15) |
| | 第4季 | 688 (1084) | 640 (1028) | 33 (41) | 15 (15) |

() 交易權數目

期交所

| | | 交易權 持有人數目 | 交易所參與者－ 開業 | 交易所參與者－ 非開業 | 非交易所參與者 |
|------|-----|--------------|---------------|----------------|---------|
| 2017 | 第4季 | 238 (261) | 186 (207) | – | 52 (54) |
| 2018 | 第1季 | 241 (263) | 189 (209) | – | 52 (54) |
| | 第2季 | 246 (268) | 192 (212) | – | 54 (56) |
| | 第3季 | 249 (271) | 194 (214) | – | 55 (57) |
| | 第4季 | 248 (270) | 194 (214) | – | 54 (56) |

附註：

- (1) 括號內的數字為持有之交易權總數。
- (2) 交易所參與者是指有權在或經交易所進行買賣及已根據《證券及期貨條例》獲發牌經營證券／期貨／期權交易活動之公司。

結算所參與者

期貨結算所參與者

| 年/月 | 結算參與者 | 全面結算參與者 |
|----------|-------|---------|
| 2017 第4季 | 155 | 9 |
| 2018 第1季 | 157 | 9 |
| 第2季 | 160 | 9 |
| 第3季 | 162 | 9 |
| 第4季 | 162 | 9 |

聯交所期權結算所參與者

| 年/月 | 直接結算參與者 | 全面結算參與者 |
|----------|---------|---------|
| 2017 第4季 | 62 | 9 |
| 2018 第1季 | 62 | 9 |
| 第2季 | 63 | 9 |
| 第3季 | 63 | 9 |
| 第4季 | 63 | 9 |

中央結算所參與者

| 年/月 | 直接結算參與者 | 全面結算參與者 | 非經紀參與者(*) |
|----------|---------|---------|-----------|
| 2017 第4季 | 596 | 9 | 44 |
| 2018 第1季 | 600 | 9 | 43 |
| 第2季 | 608 | 9 | 43 |
| 第3季 | 614 | 9 | 44 |
| 第4季 | 616 | 9 | 44 |

* 非經紀參與者包括結算機構參與者、託管商參與者及股份承押人參與者。

簡釋

| | |
|--------------|-------------------|
| CBBC | 可收回牛熊證 |
| CCASS | 中央結算及交收系統 |
| CNS | 持續淨額交收 |
| DCASS | 衍生產品結算及交收系統 |
| DR | 預託證券 |
| DW | 衍生權證 |
| ELI | 股票掛鉤票據 |
| ETF | 交易所買賣基金 |
| HIBOR | 香港銀行同業拆息 |
| HKCC | 香港期貨結算有限公司 |
| HKEX | 香港交易及結算所有限公司 |
| HKSCC | 香港中央結算有限公司 |
| HSICS | 恒生行業分類系統 |
| ISI | 投資者交易指示 |
| L&I Products | 槓桿及反向產品 |
| NASDAQ | 美國全國證券交易商協會自動報價系統 |
| P/E ratio | 市盈率 |
| REITs | 房地產投資信託基金 |
| RQFII | 人民幣境外合格機構投資者 |
| S&P | 標準普爾 |
| SEOCH | 香港聯合交易所期權結算所有限公司 |
| SI | 交收指示 |
| SS | 合訂證券 |