



# Equity Derivatives Monthly Update

Equities Division

Information for institutional and corporate investors' reference only

March 2024

**HKEX**  
香港交易所

# Disclaimer

The information contained in this document is for general informational purposes only and does not constitute an offer, solicitation, invitation or recommendation to buy or sell any futures contracts or other products or to provide any investment advice or service of any kind. This document is not directed at, and is not intended for distribution to or use by, any person or entity in any jurisdiction or country where such distribution or use would be contrary to law or regulation or which would subject Hong Kong Exchanges and Clearing Limited (“**HKEX**”), Hong Kong Futures Exchange Limited (“**HKFE**”) (together, the “**Entities**”, each an “**Entity**”), or any of their affiliates, or any of the companies that they operate, to any registration requirement within such jurisdiction or country.

No section or clause in this document may be regarded as creating any obligation on the part of any of the Entities. Rights and obligations with regard to the trading, clearing and settlement of any futures contracts effected on HKFE shall depend solely on the applicable rules of HKFE and the relevant clearing house, as well as the applicable laws, rules and regulations of Hong Kong.

Although the information contained in this document is obtained or compiled from sources believed to be reliable, neither of the Entities guarantees the accuracy, validity, timeliness or completeness of the information or data for any particular purpose, and the Entities and the companies that they operate shall not accept any responsibility for, or be liable for, errors, omissions or other inaccuracies in the information or for the consequences thereof. The information set out in this document is provided on an “as is” and “as available” basis and may be amended or changed. It is not a substitute for professional advice which takes account of your specific circumstances and nothing in this document constitutes legal advice. Neither of the Entities shall be responsible or liable for any loss or damage, directly or indirectly, arising from the use of or reliance upon any information provided in this document.

## Additional disclaimer for CES China 120 Index Futures

CES China 120 Index (“**CES 120 Index**”) are calculated and / or disseminated by China Securities Index Company Limited (“**CSIC**”) on behalf of China Exchanges Services Company Limited (“**CESC**”). Neither CESC nor CSIC guarantee (expressly or impliedly) the accuracy, completeness, timeliness or fitness for a particular purpose of the CESC Index and/or the information contained therein; nor do they accept any liability for any damages, loss, costs or expenses suffered by any person arising from the use of the CESC Index and/or the information contained therein.

## HKEX Pulse



## Futures and Options Information Application

### Apple Store



### Google Play



### Xiaomi

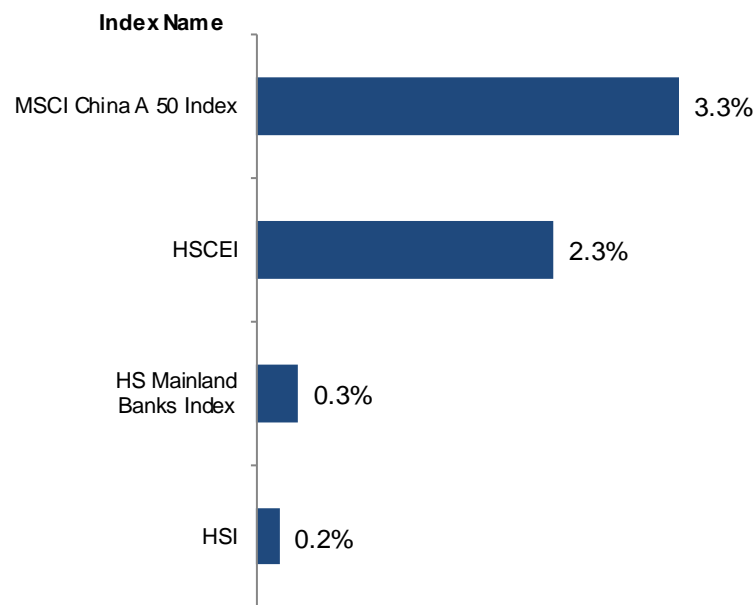


### 360

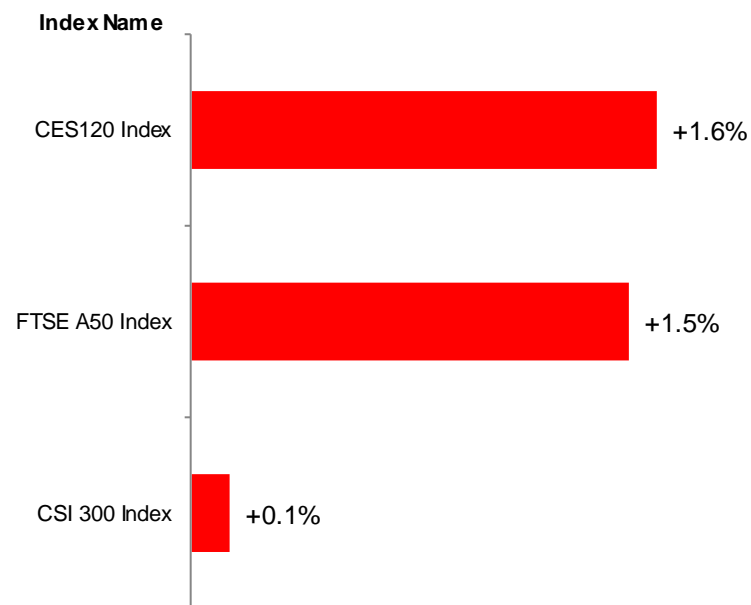


# Equity Indices Monthly Performance in March 2024

## Sector Indices vs HSI / HSCEI



## CES120 vs China Theme Indices



## Equity Index Futures Access Codes

| Vendor    | HS Mainland Banks | CES 120 | HSI    | HSCEI   |
|-----------|-------------------|---------|--------|---------|
| Bloomberg | BMWA              | CESA    | HIA    | HCA     |
| Refinitiv | 0#HMBI:           | 0#HCHH: | 0#HSI: | 0#HCEI: |
| WIND      | MBIF              | CHHF    | HSIF   | HHIF    |
| ET Net    | MBI               | CHH     | HSI    | HHI     |

Data Source: Bloomberg  
As at 28 March 2024  
Information for reference only



# Equity Index Futures & Options

## Hang Seng Index (HSI) Futures & Options

| HSI Products (2024 vs 2023)             | ADV           | OI*           |
|---|---------------|---------------|
| <b>HSI Futures</b>                      | 149,867 (+8%) | 141,631 (+1%) |
| <b>Mini-HSI Futures</b>                 | 96,502 (+6%)  | 19,596 (+17%) |
| <b>HSI Options</b>                      | 22,591 (-1%)  | 80,610 (+4%)  |
| <b>Mini-HSI Options</b>                 | 17,313 (+39%) | 27,998 (+38%) |
| <b>HSI Futures Options</b>              | 4,540 (+29%)  | 58,759 (+30%) |
| <b>HSI Volatility Index Futures</b>     | 0 (-)         | 0 (-)         |
| <b>HSI Dividend Point Index Futures</b> | 30 (-32%)     | 1,628 (+287%) |

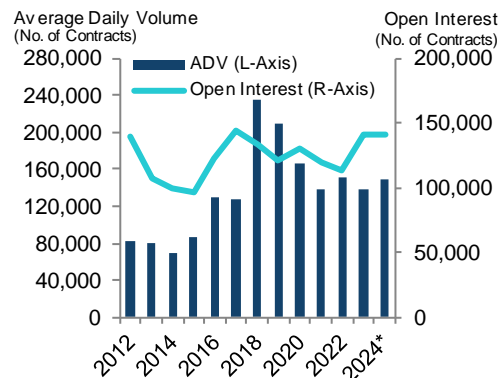
Data Source: HKEX

\* OI compared to previous year-end

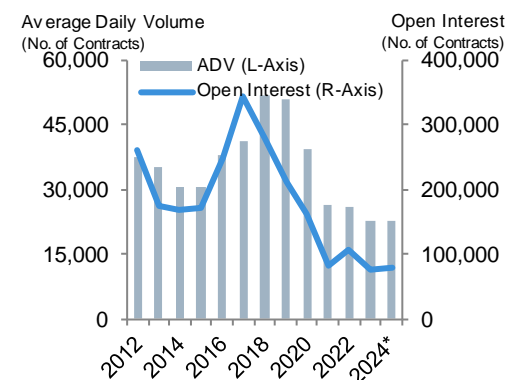
Information for reference only

As at 28 March 2024

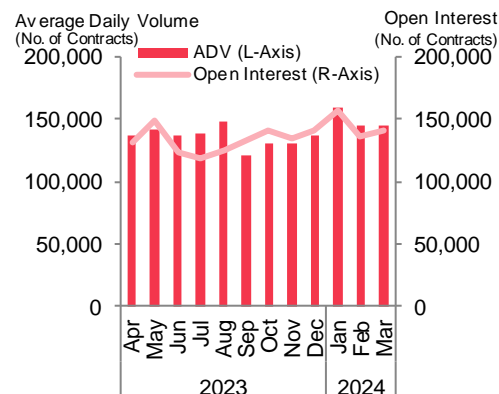
### HSI Futures (YoY)



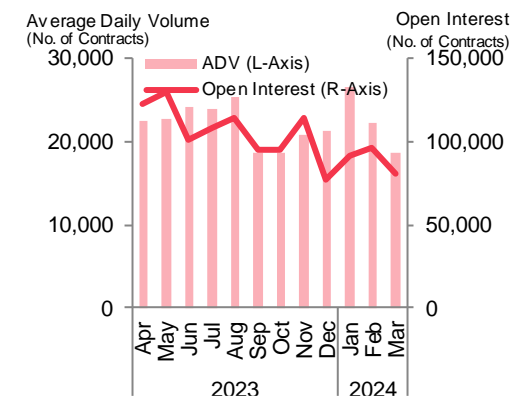
### HSI Options (YoY)



### HSI Futures (MoM)



### HSI Options (MoM)



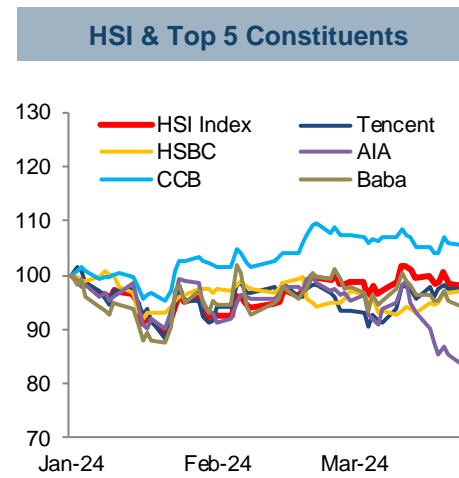
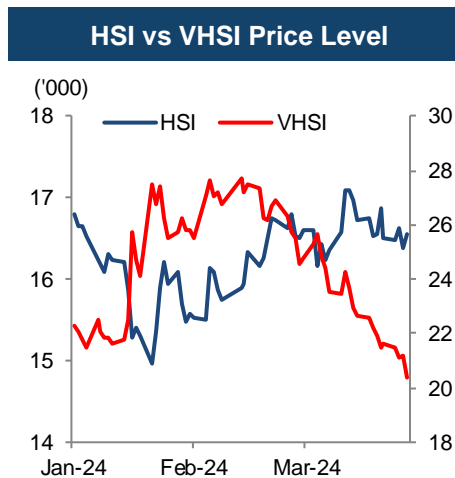
# Equity Index Futures & Options

## HSI Futures & Options

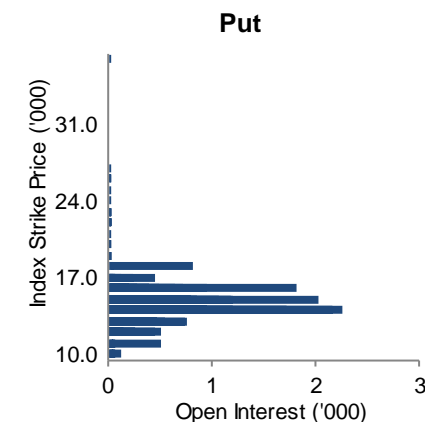
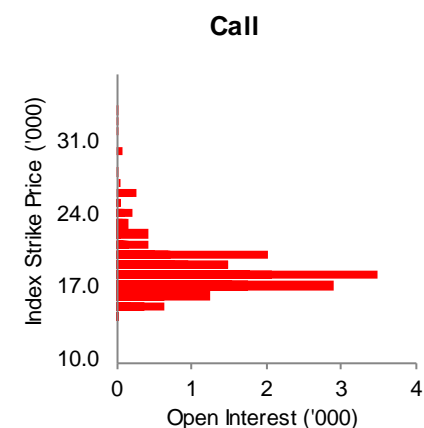
| Hang Seng Index                      |   |
|--------------------------------------|---|
| Index Description                    | Includes the largest and most liquid stocks listed in Hong Kong |
| Index Level                          | 16,541.42 (As at 28 Mar 2024)                                   |
| Index Volatility (30-Day Historical) | 26.5  |
| Index Avg. Day High-Low Range        | 227.62 (Mar 2024)   |
| HSCB Correlation (2024)              | 0.989   |

| Hang Seng Index Futures     |                                |
|-----------------------------|--------------------------------|
| Contract Multiplier         | HK\$50                         |
| Notional Value (1 Contract) | HK\$0.83Mn (As at 28 Mar 2024) |

| Transaction Cost*        |                     |
|--------------------------|---------------------|
| Stamp Duty               | N/A                 |
| Trading Fee              | HK\$10 / contract   |
| SFC Levy                 | HK\$0.54 / contract |
| Commission Rate          | Negotiable          |
| Margin as of 25 Mar 2024 | HK\$56,200          |



### Distribution of HSI Index Options OI in Month-end

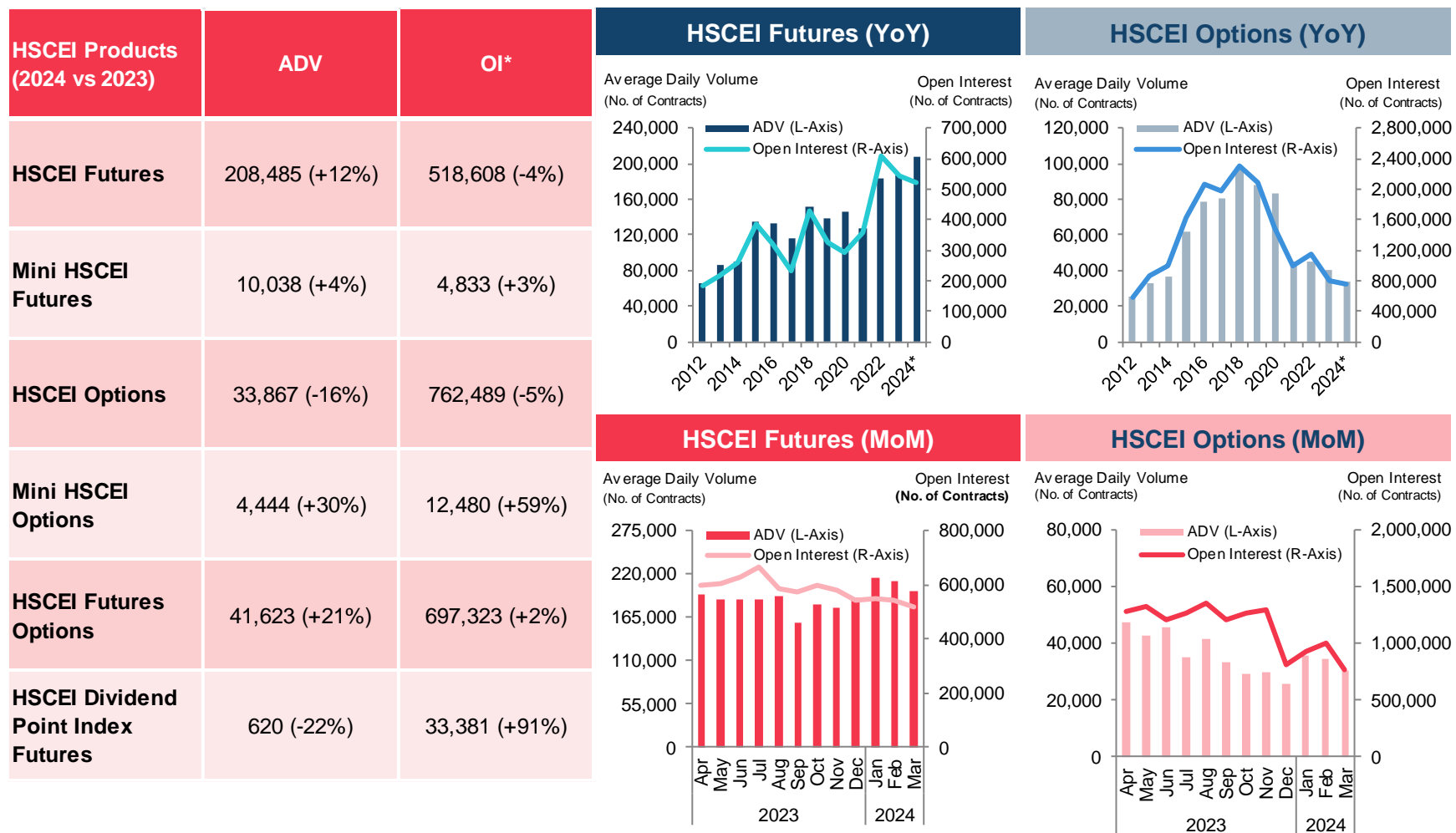


Data Source: HKEX, Bloomberg  
 \* All calculations are in HKD and exclude commission fees  
 Information for reference only  
 As at 28 March 2024



# Equity Index Futures & Options

## Hang Seng China Enterprises Index (HSCEI) Futures & Options



Data Source: HKEX

\* OI compared to previous year-end

Information for reference only

As at 28 March 2024

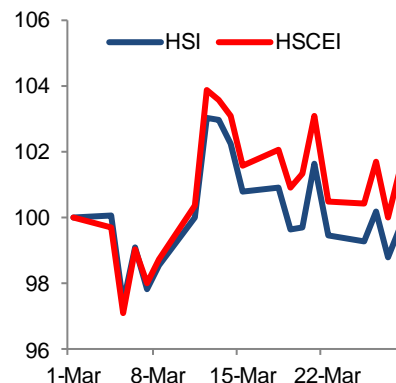


# Equity Index Futures & Options

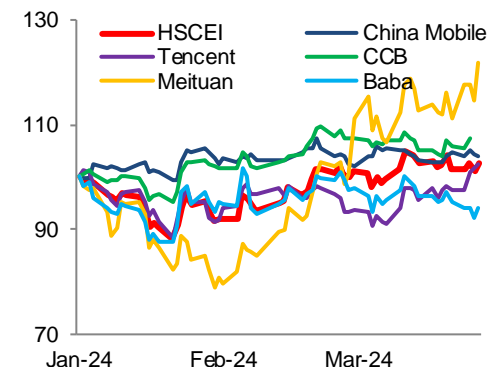
## HSCEI Futures & Options

| HSCEI                                    |  |
|--|--|
| Index Description                        | Comprises the largest and most liquid H shares |
| Index Level                              | 5,810.79 (As at 28 Mar 2024)                   |
| Index Volatility (30-Day Historical)     | 30.1   |
| Index Avg. Day High-Low Range            | 92.05 (Mar 2024)                               |
| Correlation with HSI, CES120 (2024)      | 0.989, 0.943                                   |
| Correlation with CSI300, FTSE A50 (2024) | 0.699, 0.619                                   |

HSI vs HSCEI



HSCEI & Top 5 Constituents

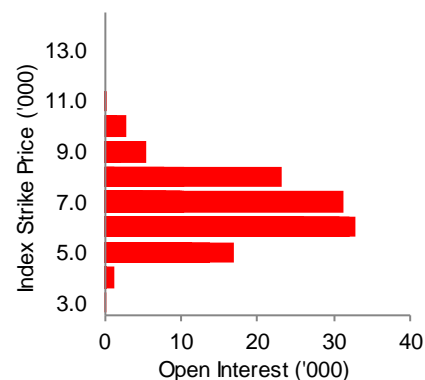


### HSCEI Futures

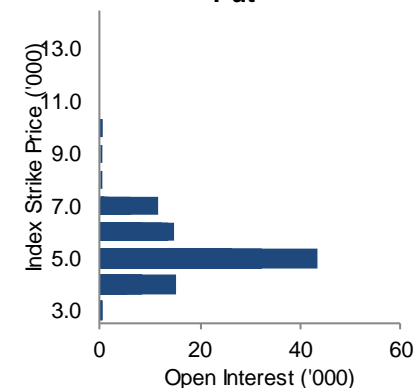
|                             |                                |
|-----------------------------|--------------------------------|
| Contract Multiplier         | HK\$50                         |
| Notional Value (1 Contract) | HK\$0.29Mn (As at 28 Mar 2024) |

Distribution of HSCEI Index Options OI in Month-end

Call



Put



### Transaction Cost\*

|                          |                     |
|--------------------------|---------------------|
| Stamp Duty               | N/A                 |
| Trading Fee              | HK\$3.5 / contract  |
| SFC Levy                 | HK\$0.54 / contract |
| Commission Rate          | Negotiable          |
| Margin as of 25 Mar 2024 | HK\$23,500          |

Data Source: HKEX, Bloomberg

\* All calculations are in HKD and exclude commission fees  
Information for reference only

As at 28 March 2024



# Weekly HSI & HSCEI Options Performance

## Weekly HSI Options

|                            |  |
|----------------------------|--|
| <b>Contract Multiplier</b> | HK\$50                                 |
| <b>Liquidity Providers</b> | Eclipse, I-Access, IMC, Maven, Optiver |

## Transaction Cost\*

|                        |                     |
|------------------------|---------------------|
| <b>Stamp Duty</b>      | N/A                 |
| <b>Trading Fee</b>     | HK\$10 / contract   |
| <b>SFC Levy</b>        | HK\$0.54 / contract |
| <b>Commission Rate</b> | Negotiable          |

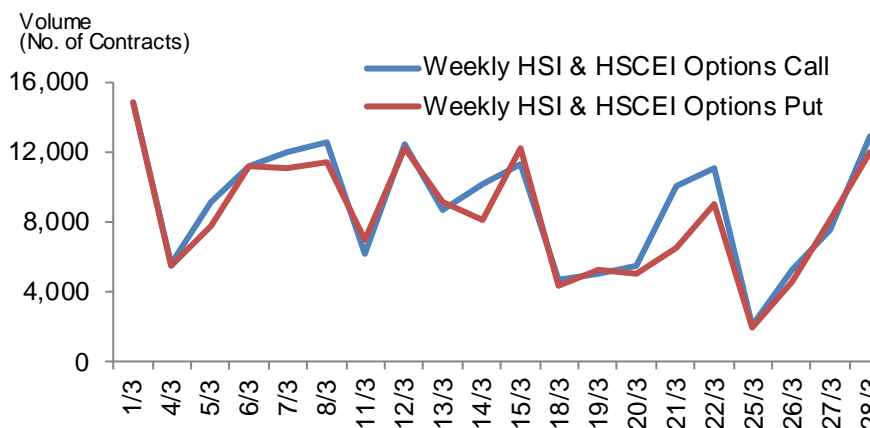
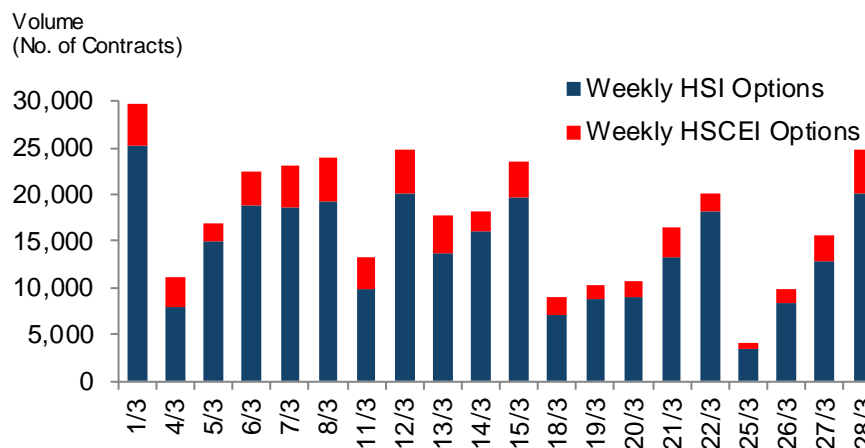
## Weekly HSCEI Options

|                            |  |
|----------------------------|--|
| <b>Contract Multiplier</b> | HK\$50                                 |
| <b>Liquidity Providers</b> | Eclipse, I-Access, IMC, Maven, Optiver |

## Transaction Cost\*

|                        |                     |
|------------------------|---------------------|
| <b>Stamp Duty</b>      | N/A                 |
| <b>Trading Fee</b>     | HK\$3.5 / contract  |
| <b>SFC Levy</b>        | HK\$0.54 / contract |
| <b>Commission Rate</b> | Negotiable          |

## Weekly HSI & HSCEI Options Volume



**An investment tool to manage short term event risk**

Data Source: HKEX

\* All calculations are in HKD and exclude commission fees

Information for reference only

As at 28 March 2024



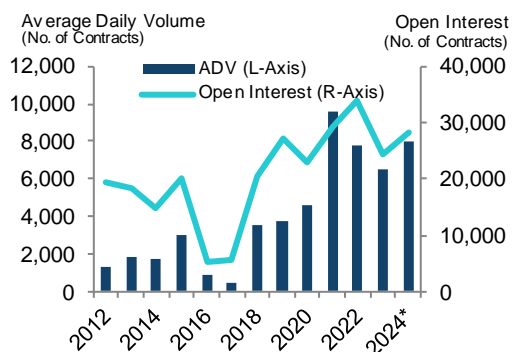


# Equity Futures & Options

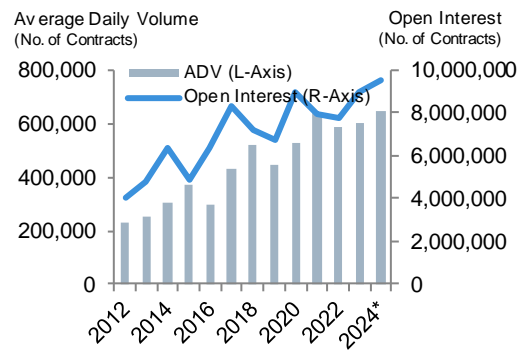
## Single Stock Futures & Options

| Single Stock Derivatives ADV (2024 vs 2023) | ADV           | OI*             | No. of Single Stock Derivatives |     |
|---|---------------|-----------------|---------------------------------|-----|
| Stock Futures                               | 7,984 (+23%)  | 28,156 (+16%)   | Single Stock Futures            | 98  |
| Stock Options                               | 645,126 (+7%) | 9,496,319 (+6%) | Single Stock Options            | 126 |

### Stock Futures (YoY)



### Stock Options (YoY)

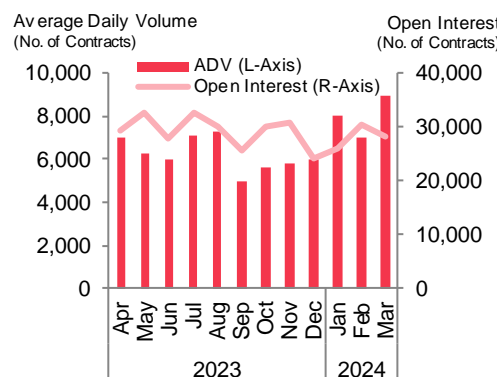


### Latest and Future Developments

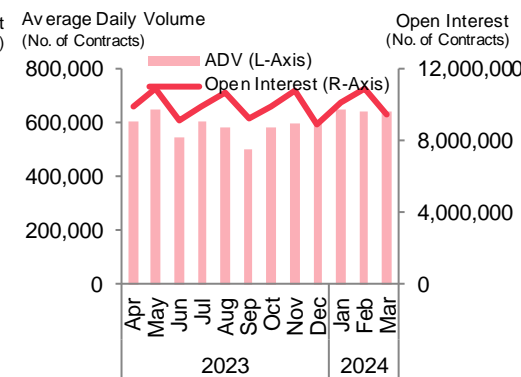
#### Stock Futures

- Products
  - 3 A-shares ETFs futures contracts
  - Total 98 stock futures contracts

### Stock Futures (MoM)



### Stock Options (MoM)



### Stock Options

- Products
  - 3 A-shares ETFs options contracts
  - Total 126 stock options contracts
- Market Makers (MMs)
  - 3 types of market makers (PMM/ CQMM/ QRMM)
  - CQMM to provide 50 series continuous quotations

Data Source: HKEX  
 \* OI compared to previous year-end  
 Information for reference only  
 As at 28 March 2024



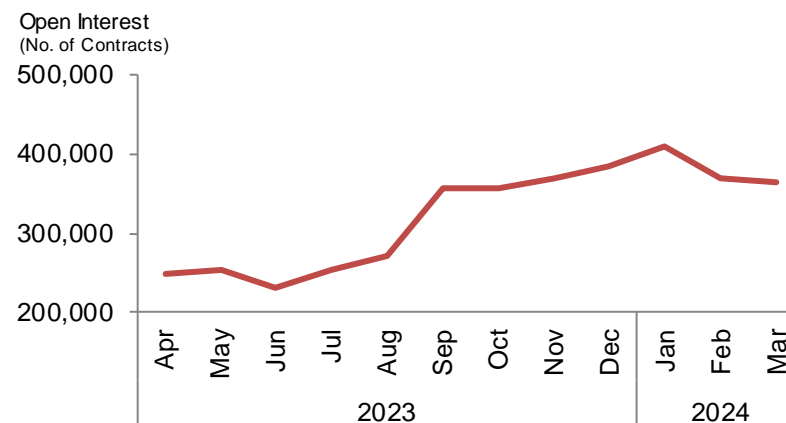
# Hang Seng TECH Index Futures, Options and Futures Options Performance

| Hang Seng TECH Index |   |
|----------------------|---|
| Index Description    | Tracks the largest technology companies listed in Hong Kong |

| Hang Seng TECH Index Futures & Options & Futures Options |                                |
|--|--------------------------------|
| Contract Multiplier                                      | HK\$50 per index point         |
| Notional Value (1 Contract)                              | HK\$174K (As at 28 March 2024) |
| No. of Liquidity Providers                               | N/A                            |

| Transaction Cost* |                     |
|-------------------|---------------------|
| Stamp Duty        | N/A                 |
| Trading Fee       | HK\$5.00 / contract |
| SFC Levy          | HK\$0.54 / contract |

## Open Interest (as of 28 March 2024)



## Average Daily Volume (as of March 2024)



Providing investors with a tool to manage their risk exposure to Hong Kong-listed technology companies

Volume and Open Interest continue to growth

Data Source: HKEX

\* Exclude commission fees

Information for reference only

As at 28 March 2024



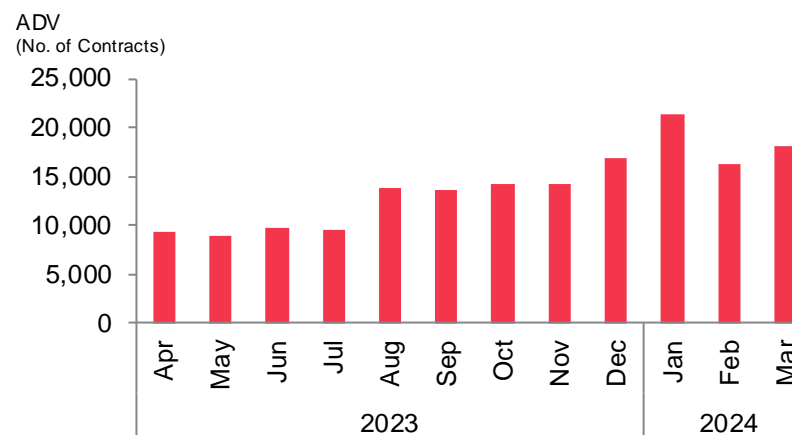
# MSCI China A 50 Connect Index Futures Performance

| MSCI China A 50 Connect Index        |  |
|--------------------------------------|--|
| Index Description                    | Balanced representation from 11 sectors of top 50 China A shares |
| Index Level                          | 1,920.98 (As at 29 March 2024)                                   |
| Index Volatility (30-Day Historical) | 14.2   |
| Index Avg. Day High-Low Range        | 17.88 (March 2024)   |
| CSI300 Correlation (2024)            | 0.953  |
| FTSE A50 Correlation (2024)          | 0.959  |

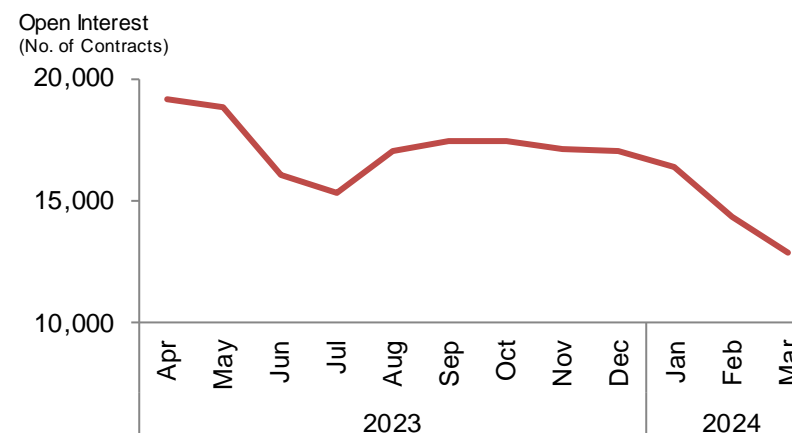
| MSCI China A 50 Connect Index Futures |                                  |
|---------------------------------------|----------------------------------|
| Contract Multiplier                   | US\$25                           |
| Notional Value (1 Contract)           | US\$0.05Mn (As at 29 March 2024) |
| Average Quote Size                    | US\$0.24Mn (5 Contracts)         |

| Transaction Cost*        |                     |
|--------------------------|---------------------|
| Stamp Duty               | N/A                 |
| Trading Fee              | US\$0.5 / contract  |
| SFC Levy                 | US\$0.07 / contract |
| Margin as of 25 Mar 2024 | US\$2,560           |

## Average Daily Volume (as of March 2024)



## Open Interest (as of 29 March 2024)



**Sector-balanced exposure to China's A-share market**

**Risk management tool for diversified China portfolios**

Data Source: HKEX

\* All calculations are in USD and exclude commission fees

Information for reference only

As at 29 March 2024



# MSCI Asia and Emerging Market Index Futures Performance

## MSCI Asia and Emerging Market Index

|                          |  |
|--------------------------|--|
| <b>Index Description</b> | representation 38 DM and EM countries and regional indices |
|--------------------------|--|

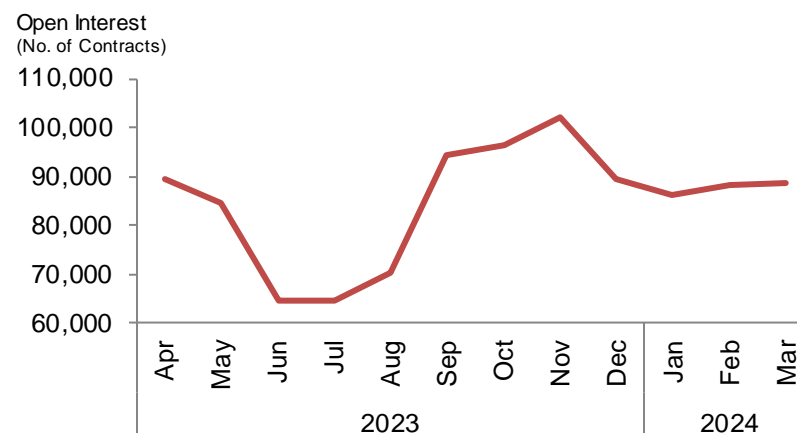
## MSCI Asia and Emerging Market Index Futures

|                                    |                                       |
|------------------------------------|---------------------------------------|
| <b>Contract Multiplier</b>         | Average US\$40                        |
| <b>Notional Value (1 Contract)</b> | Average US\$49K (As at 29 March 2024) |
| <b>No. of Liquidity Providers</b>  | 12                                    |

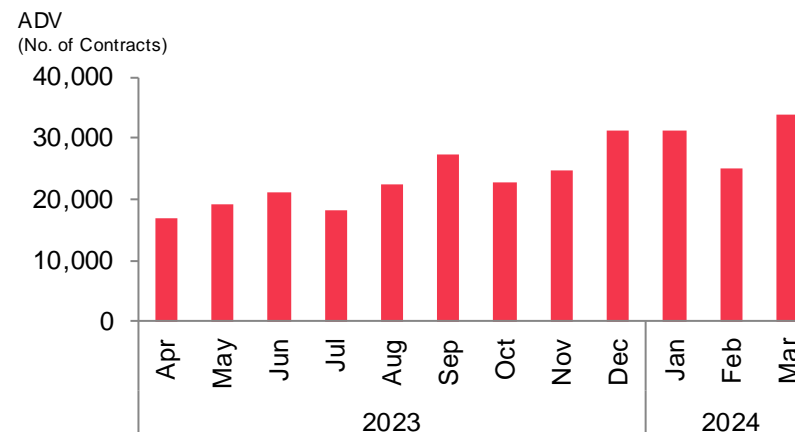
## Transaction Cost\*

|                    |                            |
|--------------------|----------------------------|
| <b>Stamp Duty</b>  | N/A                        |
| <b>Trading Fee</b> | US\$0.6-US\$1.0 / contract |
| <b>SFC Levy</b>    | US\$0.07 / contract        |

## Open Interest (As of 29 March 2024)



## Average Daily Volume (As of March 2024)



**HKEX with the broadest suite of MSCI derivatives products based in the Asian time-zone**

**Volume and Open Interest continue to growth**

Data Source: HKEX

\* Exclude commission fees

Information for reference only

As at 29 March 2024



# MSCI AC Asia ex Japan NTR Index (AxJ) Futures Performance

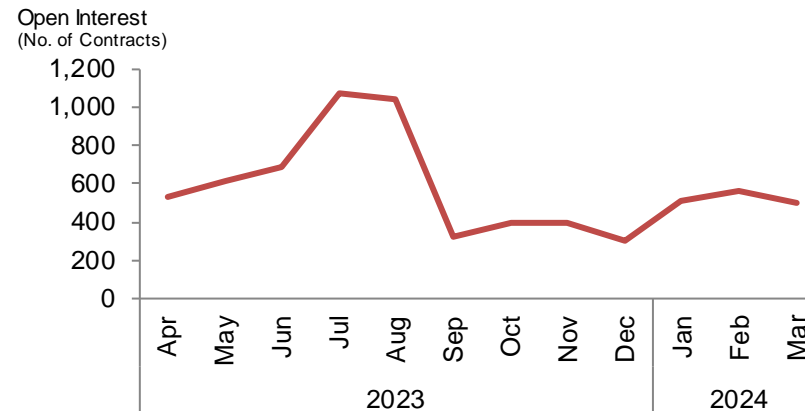
| MSCI AxJ                             |  |
|--------------------------------------|--|
| Index Description                    | representation 2 DM countries (excl. Japan) and 9 EM countries in Asia |
| Index Level                          | 528.89 (As at 29 March 2024)   |
| Index Volatility (30-Day Historical) | 12.2   |
| Index Avg. Day High-Low Range        | 4.22 (March 2024)  |
| HSI Correlation (2024)               | 0.856  |
| HSCFI Correlation (2024)             | 0.828  |

| MSCI AxJ Futures            |                               |
|-----------------------------|-------------------------------|
| Contract Multiplier         | US\$100                       |
| Notional Value (1 Contract) | US\$53K (As at 29 March 2024) |
| Avg. Quote Size             | US\$0.26Mn (5 Contracts)      |
| Avg. Bid-Ask Trading Spread | 1.0 index points (March 2024) |
| Liquidity Providers         | Flow and 11 banks             |

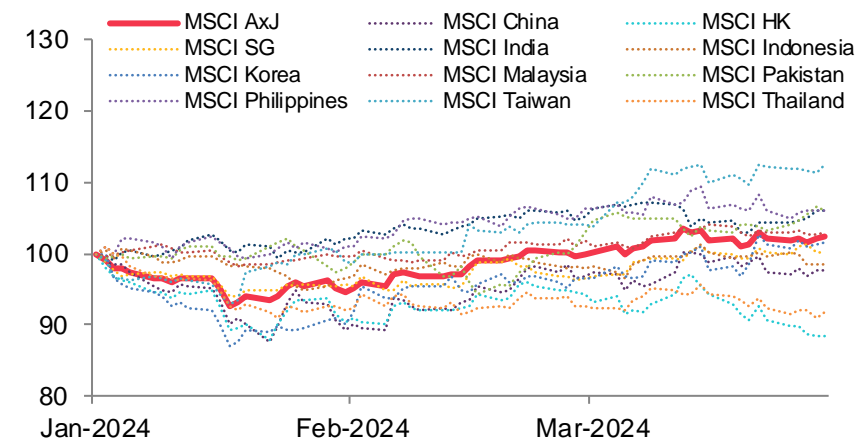
| Transaction Cost*        |                     |
|--------------------------|---------------------|
| Stamp Duty               | N/A                 |
| Trading Fee              | US\$0.5 / contract  |
| SFC Levy                 | US\$0.07 / contract |
| Margin as of 25 Mar 2024 | US\$1,990           |

**Futures contracts have relatively lower transaction costs**

## Open Interest (29 March 2024)



## MSCI AxJ Combines Developed and Emerging Markets (Rebased to 100)



**MSCI AxJ is a well-established benchmark representing Asia regional (excluding Japan) equity market performance**

Data Source: HKEX

\* All calculations are in USD and exclude commission fees

Information for reference only

As at 29 March 2024

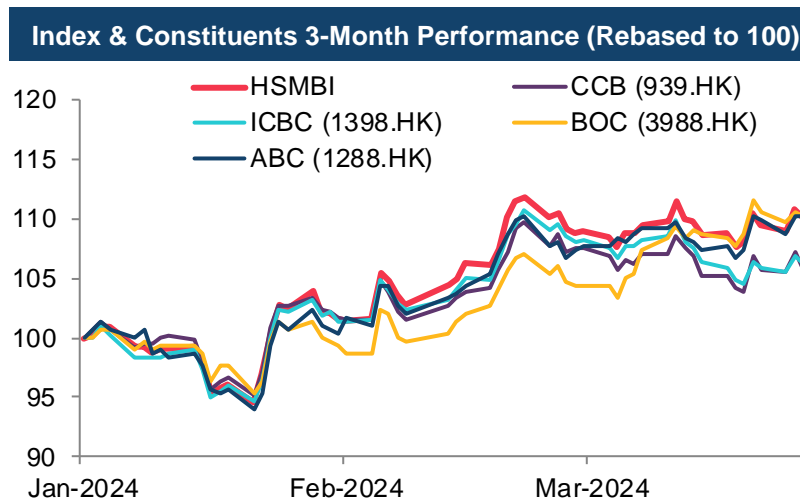
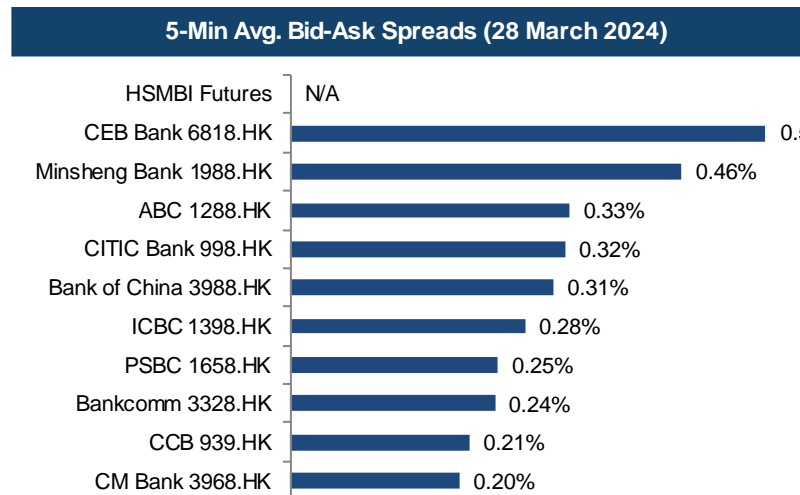


# Hang Seng Mainland Banks Index Futures Performance

| Hang Seng Mainland Banks Index (HSMBI) |  |
|--|--|
| Index Description                      | 10 largest and most representative HKEX-listed mainland banks stocks |
| Index Level                            | 2,520.30 (As at 28 March 2024)                                       |
| Index Volatility (30-Day Historical)   | 17.1   |
| Index Avg. Day High-Low Range          | 28.53 (March 2024)   |
| HSI Correlation (2024)                 | 0.872  |
| HSCEI Correlation (2024)               | 0.876  |

| Hang Seng Mainland Banks Index Futures |                                  |
|--|----------------------------------|
| Contract Multiplier                    | HK\$50                           |
| Notional Value (1 Contract)            | HK\$0.13Mn (As at 28 March 2024) |
| Avg. Quote Size                        | HK\$0.63Mn (5 Contracts)         |
| Avg. Bid-Ask Trading Spread            | N/A                              |
| Liquidity Providers                    | N/A                              |

| Transaction Cost*        |                     |
|--------------------------|---------------------|
| Stamp Duty               | N/A                 |
| Trading Fee              | HK\$2 / contract    |
| SFC Levy                 | HK\$0.54 / contract |
| Margin as of 25 Mar 2024 | HK\$6,500           |



Futures contracts have relatively lower transaction costs

HSMBI Futures can be used for hedging

Data Source: HKEX, HSIL, Bloomberg

\* All calculations are in HKD and exclude commission fees

Information for reference only

As at 28 March 2024



# CES120 Index Futures Performance

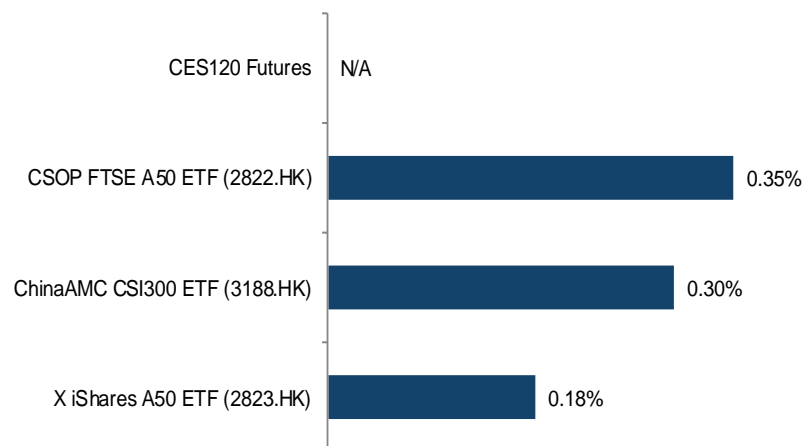
| CES120 Index                         |  |
|--------------------------------------|--|
| Index Description                    | 80 A-Shares and 40 HK-listed Mainland China H-shares, P-chips, and red chips |
| Index Level                          | 5,050.43 (As at 28 March 2024)   |
| Index Volatility (30-Day Historical) | 15.1   |
| Index Avg. Day High-Low Range        | 53.47 (March 2024)   |
| CSI300 Correlation (2024)            | 0.86   |
| FTSE A50 Correlation (2024)          | 0.827  |

| CES120 Index Futures           |                                  |
|--------------------------------|----------------------------------|
| Contract Multiplier            | HK\$50                           |
| Notional Value (1 Contract)    | HK\$0.25Mn (As at 28 March 2024) |
| Average Quote Size             | HK\$1.26Mn (5 Contracts)         |
| Average Bid-Ask Trading Spread | N/A                              |
| Liquidity Providers            | N/A                              |

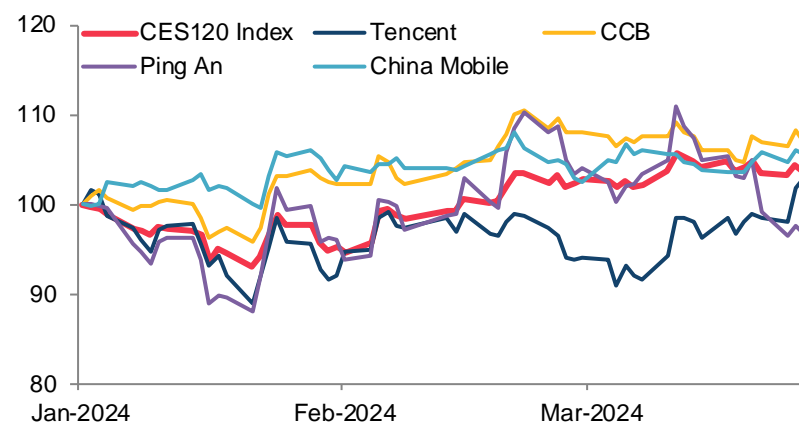
| Transaction Cost*        |                     |
|--------------------------|---------------------|
| Stamp Duty               | N/A                 |
| Trading Fee              | HK\$5 / contract    |
| SFC Levy                 | HK\$0.54 / contract |
| Margin as of 25 Mar 2024 | HK\$12,390          |

**Futures contracts have relatively lower transaction costs**

## 5-Min Avg. Bid-Ask Spreads (28 March 2024)



## CES120 & Top Constituents' 3-Month Performance (Rebased to 100)



**CES120 Futures can be used to hedge A-share positions**

Data Source: HKEX, HSIL, Bloomberg

\* All calculations are in HKD and exclude commission fees

Information for reference only

As at 28 March 2024



# Flagship Futures - Contract Specifications

| Item                             | Hang Seng Index Futures   | Hang Seng China Enterprises Index Futures | Hang Seng TECH Index Futures  |
|----------------------------------|---|---|---|
| <b>Underlying Index</b>          | Hang Seng Index   | Hang Seng China Enterprises Index         | Hang Seng TECH Index  |
| <b>HKATS Code</b>                | HSI   | HHI                                       | HTI   |
| <b>Contract Multiplier</b>       | HK\$50 per index point  |   |   |
| <b>Minimum Fluctuation</b>       | One index point   |   |   |
| <b>Contract Months</b>           | <b>Short-dated Futures:</b> Spot, next three calendar month & next three calendar quarter months;<br><b>Long-dated Futures:</b> The three months of Jun and Dec plus the next three months of Dec |   | <b>Short-dated Futures:</b> Spot, next three calendar month & next three calendar quarter months;<br><b>Long-dated Futures:</b> The three months of Jun and Dec |
| <b>Pre-Market Opening Period</b> | 8:45 am - 9:15 am & 12:30 pm - 1:00 pm  |   |   |
| <b>Trading Hours</b>             | 9:15 am - 12:00 noon, 1:00 pm - 4:30 pm & 5:15 pm - 3:00 am<br>(Closed at 4:00 pm on the Last Trading Day)  |   |   |
| <b>Last Trading Day</b>          | The second last trading day of the contract month   |   |   |
| <b>Final Settlement Price</b>    | Average quotations of the underlying index taken at five minute intervals during the Last Trading Day   |   |   |
| <b>Exchange Fee</b>              | HK\$10.00   | HK\$3.5                                   | HK\$5.00  |

Data Source: HKEX





# Flagship Options - Contract Specifications

| Item                                    | Hang Seng Index Options  | Hang Seng China Enterprises Index Options  | Hang Seng TECH Index Options   |                        |
|---|--|--|--|------------------------|
| <b>Underlying Index</b>                 | Hang Seng Index  |  | Hang Seng TECH Index   |                        |
| <b>HKATS Code</b>                       | <u>Monthly contracts:</u> HSI<br><u>Weekly contracts:</u> "HSI" + Strike + Month + Year + "W" + Expiry Day   | <u>Monthly contracts:</u> HHI<br><u>Weekly contracts:</u> "HHI" + Strike + Month + Year + "W" + Expiry Day | HTI  |                        |
| <b>Contract Multiplier</b>              | HK\$50 per index point   |  |  |                        |
| <b>Minimum Fluctuation</b>              | One index point  |  |  |                        |
| <b>Contract Months / Contract Weeks</b> | <p><b>Monthly contracts</b><br/> <b>Short-dated Options:</b> Spot, next three calendar months &amp; next three calendar quarter months;<br/> <b>Long-dated Options:</b> the next 3 months of Jun &amp; Dec and the following 3 Dec months</p> <p><b>Weekly contracts</b><br/>           Spot Week and the next week, except where the Expiry Day of the Weekly Contract is the same as the Expiry Day of the Spot Month Contract</p> |  | <p><b>Monthly contracts</b><br/> <b>Short-dated Options:</b> Spot, next three calendar months &amp; next three calendar quarter months;<br/> <b>Long-dated Options:</b> the next 3 months of Jun &amp; Dec</p> |                        |
| <b>Exercise Style</b>                   | European Style   |  |  |                        |
| <b>Option Premium</b>                   | Quoted in whole index points   |  |  |                        |
| <b>Strike Price</b>                     | <b>Index points</b>  | <b>Strike interval</b>   | <b>Index points</b>  | <b>Strike interval</b> |
|   | <b>Short-dated Options (monthly and weekly contracts):</b>   |  | <b>Long-dated Options (monthly contracts only):</b>  |                        |
|   | ≥ 20,000   | 200  | ≥ 20,000   | 400                    |
|   | ≥ 5,000 and < 20,000   | 100  | ≥ 5,000 and < 20,000   | 200                    |
| < 5,000                                 | 50   | < 5,000  | 100  |                        |
| <b>Trading Hours</b>                    | 9:15 am - 12:00 noon, 1:00 pm - 4:30 pm & 5:15 pm - 3:00 am (Closed at 4:00 pm on the Expiry Day)  |  |  |                        |
| <b>Expiry Day</b>                       | The second last trading day of the contract month (monthly contracts)<br>The last trading day of the contract week (weekly contracts)  |  |  |                        |
| <b>Official Settlement Price</b>        | Average of quotations of the Index taken at five minute intervals during the Expiry Day  |  |  |                        |
| <b>Exchange Fee</b>                     | HK\$10.00  | HK\$3.50   | HK\$5.00   |                        |

Data Source: HKEX



# Flagship Futures Options - Contract Specifications

| Item                      | Hang Seng Index Futures Options  | Hang Seng China Enterprises Index Futures Options | Hang Seng TECH Index Futures Options   |                        |
|---------------------------|--|---|--|------------------------|
| Underlying Index          | Hang Seng Index Futures  | Hang Seng China Enterprises Index Futures         | Hang Seng TECH Index Futures   |                        |
| HKATS Code                | PHS  | PHH   | PTE  |                        |
| Contract Multiplier       | HK\$50 per index point   |   |  |                        |
| Min. Fluctuation          | One index point  |   |  |                        |
| Contract Months           | <b>Short-dated Options:</b> Spot, next three calendar months & next three calendar quarter months and<br><b>Long-dated Options:</b> the next 3 months of June & December and the following 3 December months |   | <b>Short-dated Options:</b> Spot, next three calendar months & next three calendar quarter months and<br><b>Long-dated Options:</b> the next 3 months of June & December after Short-dated Options |                        |
| Exercise Style            | European Style   |   |  |                        |
| Option Premium            | Quoted in whole index points   |   |  |                        |
| Strike Price              | <b>Index points</b>  | <b>Strike interval</b>                            | <b>Index points</b>  | <b>Strike interval</b> |
|                           | <b>Short-dated Options:</b>  |   | <b>Long-dated Options:</b>   |                        |
|                           | ≥ 20,000   | 200   | ≥ 20,000   | 400                    |
|                           | ≥ 5,000 and < 20,000   | 100   | ≥ 5,000 and < 20,000   | 200                    |
| < 5,000                   | 50   | < 5,000   | 100  |                        |
| Trading Hours             | 9:15 am - 12:00 noon, 1:00 pm - 4:30 pm & 5:15 pm - 3:00 am<br>(Closed at 4:00 pm on the Expiry Day)   |   |  |                        |
| Expiry Day                | The third Friday of the contract month   |   |  |                        |
| Settlement on Exercise    | <b>Physical delivery</b> on Exercise. All in-the-money options are automatically exercised upon expiry   |   |  |                        |
| Official Settlement Price | Average of quotations of the Index Futures Contract of the same contract month, taken at five second intervals from 3:55 p.m. – 4:00 p.m. on the Expiry Day of the Index Futures Options                     |   |  |                        |
| Exchange Fee              | HK\$10.00  | HK\$3.5   | HK\$5.0  |                        |

Data Source: HKEX



# Hang Seng TECH Index Futures and Options Access Codes

| Information Vendor     | Hang Seng TECH Index Futures | Hang Seng TECH Index Options |
|------------------------|------------------------------|------------------------------|
| AAStocks               | 221014                       | 322400                       |
| ACTIV Financial        | HTI/<yy><m>.HF               | HTI/<yy><mm>/<strike><t>.HF  |
| Bloomberg L.P.         | HCTA Index                   | HSTECH Index OMON            |
| Colt Technology        | HTImy                        | HTI<Strikes>my               |
| DB Power Online        | HTI                          | HTI                          |
| DZH                    | HTI                          |                              |
| East Money Information | HTI                          |                              |
| ESunny Information     | HTI                          | HTI                          |
| ETNet                  | HTI                          | HTI                          |
| Hexin Flush            | HTI                          | HTI                          |
| Infocast Ltd           | HTI                          | HTI                          |
| N2N-AFE                | 870840                       | 873201-7                     |
| QianLong               | 229                          |                              |
| Refinitiv              | 0#HHTI                       | 0#HTI*.HF                    |
| Shanghai Pobo          | HTI + Month Code             |                              |
| WebStock               | HTI                          | HTI                          |
| Wind                   | HTIF.HK                      | HTIO.HK                      |

Data Source: HKEX



## MSCI China A 50 Connect Index Futures Access Codes

| Information Vendor     | MSCI China A 50 Connect Index Futures |
|------------------------|---------------------------------------|
| AAStocks               | 221790                                |
| ACTIV Financial        | MCA/<yy><m>.HF                        |
| Bloomberg L.P.         | MCYA Index                            |
| Colt Technology        | MCAmy                                 |
| East Money Information | MCA                                   |
| ESunny Information     | MCA                                   |
| ETNet                  | MCA                                   |
| Infocast Ltd           | MCA                                   |
| N2N-AFE                | 870939                                |
| Refinitiv              | 0#HMCA:                               |
| SIX Financial          | MCAmy                                 |
| Wind                   | MCAF.HK                               |

Data Source: HKEX



# MSCI Asia and Emerging Market Index Futures Access Codes

| Information Vendor | MSCI Australia NTR (USD) Index Futures | MSCI China A 50 Connect (USD) Index Futures | MSCI China (USD) Index Futures | MSCI China NTR (USD) Index Futures | MSCI EM Asia ex China NTR (USD) Index Futures | MSCI EM Asia ex Korea NTR (USD) Index Futures | MSCI EM Asia NTR (USD) Index Futures | MSCI EM EMEA NTR (USD) Index Futures | MSCI EM ex China NTR (USD) Index Futures |
|--------------------|--|---|--------------------------------|------------------------------------|---|---|--------------------------------------|--------------------------------------|--|
| Bloomberg          | HKCA Index                             | MCYA Index                                  | CSIA Index                     | CJEA Index                         | HQOA Index                                    | HQRA Index                                    | HRSA Index                           | HQTA Index                           | HQDA Index                               |
| Refinitiv          | 0#HMAN:                                | 0#HMCA:                                     | 0#HCHI:                        | 0#HCHN:                            | 0#HMAC:                                       | 0#HMAK:                                       | 0#HEAN:                              | 0#HMEE:                              | 0#HMXC:                                  |
| WIND               | MANF.HK                                | MCAF.HK                                     |                                |                                    |   |   | EANF.HK                              |                                      |  |

| Information Vendor | MSCI EM ex Korea NTR (USD) Index Futures | MSCI EM LatAm NTR (USD) Index Futures | MSCI Emerging Markets (USD) Index Futures | MSCI Emerging Markets NTR (USD) Index Futures | MSCI Hong Kong NTR (USD) Index Futures | MSCI India (USD) Index Futures | MSCI India NTR (USD) Index Futures | MSCI Indonesia Index (USD) Futures | MSCI Indonesia NTR (USD) Index Futures | MSCI Japan (JPY) Index Futures |
|--------------------|--|---------------------------------------|---|---|--|--------------------------------|------------------------------------|------------------------------------|--|--------------------------------|
| Bloomberg          | HQIA Index                               | HQYA Index                            | HMPA Index                                | HMOA Index                                    | HLCA Index                             | HRTA Index                     | HJDA Index                         | HMLA Index                         | HKBA Index                             | HQAA Index                     |
| Refinitiv          | 0#HM XK:                                 | 0#HMEL:                               | 0#HMEM:                                   | 0#HEMN:                                       | 0#HMHN:                                | 0#HM DA:                       | 0#HMIN:                            | 0#HMID:                            | 0#HM DN:                               | 0#HMJP:                        |
| WIND               |  |                                       |   |   |  |                                | MINF.HK                            |                                    | MDNF.HK                                |                                |

| Information Vendor | MSCI Japan NTR (JPY) Index Futures | MSCI Japan NTR (USD) Index Futures | MSCI Malaysia (USD) Index Futures | MSCI Malaysia NTR (USD) Index Futures | MSCI New Zealand NTR (USD) Index Futures | MSCI Pacific ex Japan NTR (USD) Index Futures | MSCI Pacific NTR (USD) Index Futures | MSCI Philippines (USD) Index Futures | MSCI Philippines NTR (USD) Index Futures | MSCI Singapore Free (SGD) Index Futures |
|--------------------|------------------------------------|------------------------------------|-----------------------------------|---------------------------------------|--|---|--------------------------------------|--------------------------------------|--|---|
| Bloomberg          | HQBA Index                         | HJCA Index                         | HMYA Index                        | HKEA Index                            | HOPA Index                               | HRPA Index                                    | HRBA Index                           | HNSA Index                           | HLEA Index                               | HKOA Index                              |
| Refinitiv          | 0#HMJJ:                            | 0#HMJU:                            | 0#HMMY:                           | 0#HMMN:                               | 0#HMNZ:                                  | 0#HMPJ:                                       | 0#HMPC:                              | 0#HMPH:                              | 0#HM PN:                                 | 0#HMSG:                                 |
| WIND               |                                    | MJUF.HK                            |                                   | MMNF.HK                               |  |   |                                      |                                      |  |   |

| Information Vendor | MSCI Singapore Free NTR (USD) Index Futures | MSCI Singapore NTR (USD) Index Futures | MSCI Taiwan (USD) Index Futures | MSCI Taiwan 25/50 (USD) Index Futures | MSCI Taiwan 25/50 NTR (USD) Index Futures | MSCI Taiwan NTR (USD) Index Futures | MSCI Thailand (USD) Index Futures | MSCI Thailand NTR (USD) Index Futures | MSCI Vietnam (USD) Index Futures | MSCI Vietnam NTR (USD) Index Futures |
|--------------------|---|--|---------------------------------|---------------------------------------|---|-------------------------------------|-----------------------------------|---------------------------------------|----------------------------------|--------------------------------------|
| Bloomberg          | HOBA Index                                  | HKPA Index                             | HJAA Index                      | HRCA Index                            | HRDA Index                                | HJBA Index                          | HMTA Index                        | HKDA Index                            | HNTA Index                       | HKSA Index                           |
| Refinitiv          | 0#HMGN:                                     | 0#HM SN:                               | 0#HMTW:                         | 0#HTWP:                               | 0#HTWN:                                   | 0#HMWN:                             | 0#HMTH:                           | 0#HMTN:                               | 0#HMVT:                          | 0#HMVN:                              |
| WIND               |   |  | MTWF.HK                         |                                       |   | MWNF.HK                             |                                   | MTNF.HK                               |                                  |                                      |

Data Source: HKEX



## Weekly HSI and HSCEI Options Access Codes

| Hong Kong and International Information Vendors |  |                          |
|---|--|--------------------------|
| Information Vendor                              | Weekly HSI Options   | Weekly HSCEI Options     |
| AASTOCKS  | 322105   | 322125                   |
| Bloomberg                                       | HSI Index OMON   | HSCEI Index OMON         |
| DB Power  | HSI  | HHI                      |
| ET Net Limited                                  | Menu "Futures/Options" > "Futures/Options Quotation (Short-term)" > Access code: The series name |                          |
| Infocast  | HSI  | HHI                      |
| MegaHub Limited                                 | HSI  | HHI                      |
| N2N-AFE   | 873101   | 873121                   |
| Refinitiv                                       | <0#HSIW*.HF>   | <0#HCEIW*.HF>            |
| Tele-Trend                                      | File->Open->Options->HSI   | File->Open->Options->HHI |

## MSCI AxJ and MSCI AxJ Futures Access Codes

| Hong Kong and International Information Vendors |                |                        |
|---|----------------|------------------------|
| Information Vendor                              | MSCI AxJ Index | MSCI AxJ Index Futures |
| AASTOCKS  | -              | 221495                 |
| Activ Financial                                 | -              | MXJ/<yy><m>.HF         |
| Bloomberg                                       | M1ASJ Index    | MJSA Index CT          |
| CQG   | -              | MXJ                    |
| DB Power  | -              | MXJ                    |
| East Money Information                          | -              | MXJ                    |
| Factset   | -              | MXJE                   |
| ICE Data Services                               | -              | F:MXJ                  |
| Infocast  | -              | MXJ                    |
| N2N-AFE   | -              | 870823                 |
| QPWeb   | -              | P11203                 |
| SIX Financial Information                       | -              | MXJmy                  |
| Refinitiv                                       | .MIAX00000NUS  | 0#HMXJ:                |
| Telequote Data                                  | -              | MXJ/<yy><m>.HF         |
| Tele-Trend                                      | -              | MXJFC, MXJmy           |

Data Source: HKEX



## Sector Index and Sector Index Futures Access Codes

| Hong Kong and International Information Vendors |                      |                              |
|---|----------------------|------------------------------|
| Information Vendor                              | Mainland Banks Index | Mainland Banks Index Futures |
| AASTOCKS  |                      | 221420                       |
| Activ Financial                                 | =0200700.HK          | MBI/16K.HF                   |
| AFE   | 837451               | 870809                       |
| Bloomberg                                       | HSMBI Index          | BMWA Index                   |
| DB Power  |                      | MBI                          |
| ET Net  | MBN                  | MBI                          |
| Infocast  | HSMBI                | MBI                          |
| QuotePower                                      | SEHK.HHSMBI          | P11223                       |
| Telequote                                       |                      | MBImy                        |
| Refinitiv                                       | .HSMBI               | 0#HMBI:                      |

| Mainland Information Vendors |                      |                              |
|------------------------------|----------------------|------------------------------|
| Information Vendor           | Mainland Banks Index | Mainland Banks Index Futures |
| East Money                   | HSMBI                | MBI                          |
| Hexin Flush Financial        |                      | MBIC                         |
| Pobo Financial               |                      | MBI+Month+Year               |
| Qianlong                     | 999905               | 209                          |
| Wind                         | HSMBI                | MBIF+yymm+HK                 |

Data Source: HKEX



## CES120 Index and CES120 Index Futures Access Codes

| Hong Kong and International Information Vendors |               |                       |
|---|---------------|-----------------------|
| Information Vendor                              | CES 120 Index | CES 120 Index Futures |
| Bloomberg Finance L.P.                          | CES120        | CESA Index DES <GO>   |
| Refinitiv                                       | .HKCES120     | 0#HCHH:               |
| AAStocks.com Limited                            | 110056        | 221360                |
| AFE Solutions Ltd.                              | 837505        | 870800                |
| DB Power Online Limited                         | CES120        | CHH                   |
| ET Net Limited                                  | CEC           | CHH                   |
| Infocast Limited                                | CE120         | CHH                   |
| Interactive Data Group                          | I:CES120      | Fn:CHH\MYDD           |
| Marketprizm Hong Kong Limited                   | CES120        | CHHmy                 |
| SIX Financial Information Ltd.                  | CES120        | CHHmy                 |
| Telequote Data International Limited            | CES120        | CHHmy                 |

| Mainland Information Vendors                      |               |                          |
|---|---------------|--------------------------|
| Information Vendor                                | CES 120 Index | CES 120 Index Futures    |
| Hithink RoyalFlush Information Network Ltd        | CES120        | CHHC                     |
| Shanghai DZH Limited                              | CES120        | CHH+Month Code+Year Code |
| Shanghai Gildata Services Co Ltd                  | CES120        | -                        |
| Shanghai Wind Information Co., Ltd                | CES120        | CHHF+yymm+.HK            |
| Zheng Zhou Esunny Information Technology Co, Ltd. | -             | CHH                      |
| Shanghai Wenhua Financial Information Ltd         | -             | CHHmy                    |
| Shanghai Qianlong Advanced Technology Co Ltd      | CES120        | Page 209                 |

Data Source: HKEX

