

Welcome to the bi-weekly newsletter for the Shanghai-Hong Kong Stock Connect programme. Here you can find regular updates on trading statistics of the programme, trading calendars and economic data calendars.

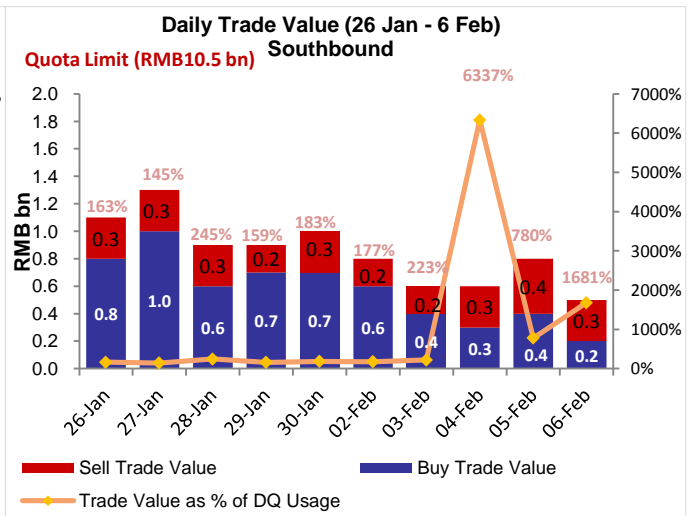
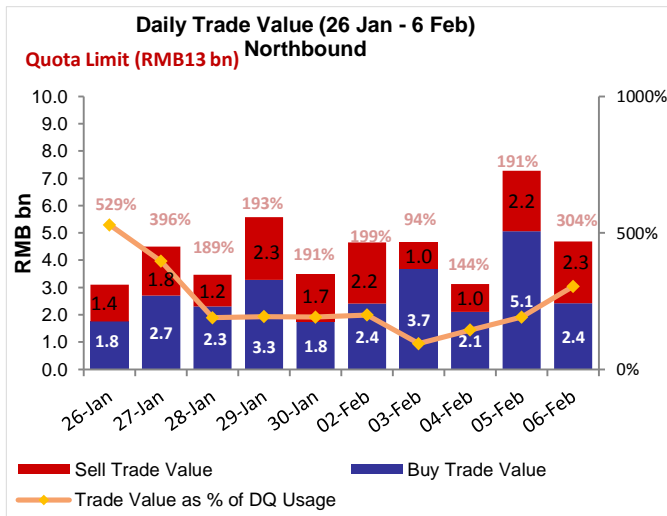
INSIDE THIS ISSUE:

- Market Overview
- Northbound & Southbound Daily Trade Value
- Northbound & Southbound Aggregate Quota Usage
- Top 10 A+H Shares by A+H Market Capitalisation
- Northbound Trade Value Breakdown
- Northbound & Southbound Top 10 Stocks by Trade Value
- Total Market Average Daily Turnover & Velocity in 2014
- February & March 2015 Trading Calendar
- February & March 2015 Significant Economic News/Data
- Appendix - List of China Connect / Trade-through Exchange Participants

Market Overview:

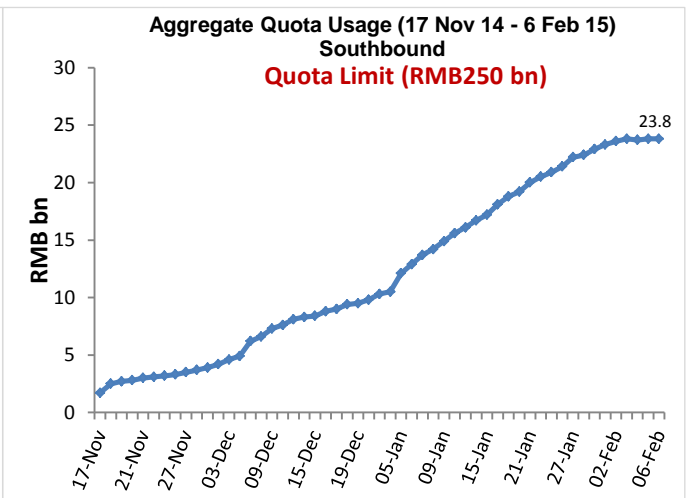
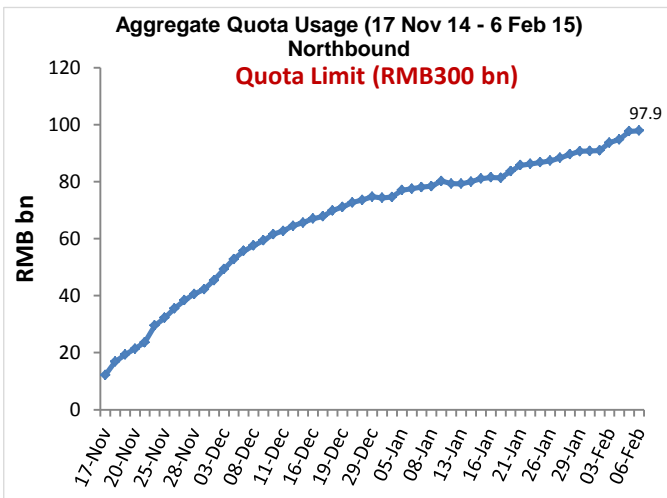
- From 26 January to 6 February, the Northbound Average Daily Buy and Sell Trade Value was RMB4,451 million while Southbound was HK\$1,051 million
- As of 6 February 2015, the Northbound Aggregate Quota Usage was RMB97.9 billion and Southbound was RMB23.8 billion

Northbound & Southbound Daily Trade Value



Source: HKE, as of 6 Feb 2015

Northbound & Southbound Aggregate Quota Usage



Source: HKE, as of 6 Feb 2015

Top 10 A+H Shares by A+H Market Capitalisation

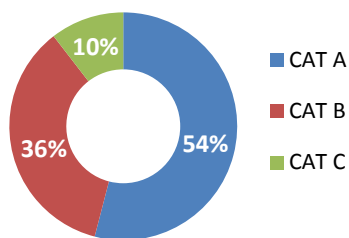
Top 10 A+H Shares by A+H Market Capitalisation

Stock Name (A+H Share)	A + H Market Cap (US\$ bn)	Northbound Trade Value		Southbound Trade Value		A Share Market Cap (US\$ bn)	SSE Market Cap Rank	H to A Premium / Discount
		Buy (US\$ m)	Sell (US\$ m)	Buy (US\$ m)	Sell (US\$ m)			
1. PetroChina	306	16.78	12.34	12.56	11.34	282	1	-36.63%
2. ICBC	247	124.78	86.06	0.54	5.98	184	2	5.06%
3. China Construction Bank	204	26.74	13.44	4.86	12.35	8	71	-7.45%
4. Bank of China	178	67.60	43.81	8.72	7.06	132	4	-13.05%
5. Agricultural Bank of China	167	29.36	21.90	2.88	1.95	152	3	-4.47%
6. China Life Insurance	146	85.74	80.21	9.84	9.79	116	5	-28.89%
7. China Petroleum & Chemical Crop	105	54.96	9.25	5.94	8.13	85	6	-13.25%
8. Ping An Insurance	97	432.27	262.37	6.38	20.25	58	7	-0.54%
9. Bank of Communications	66	28.30	23.92	1.50	1.35	37	15	-12.24%
10. China Merchants Bank	58	158.46	75.94	2.24	5.23	47	9	0.36%

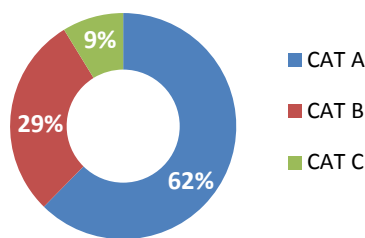
Source: SSE & HKEx as of 6 Feb 2015, Trade Value for 26 Jan – 6 Feb

Northbound Trade Value Breakdown

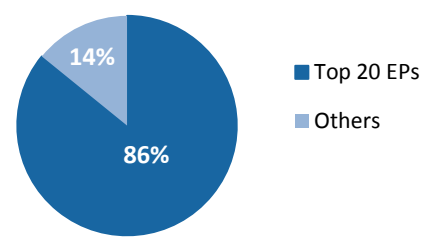
Buy Trade Value Breakdown by EPs' Market Share (26 Jan – 6 Feb)



Sell Trade Value Breakdown by EPs' Market Share (26 Jan – 6 Feb)



Total Buy & Sell Trade Value Breakdown by Top 20 EPs (26 Jan – 6 Feb)



Note: CAT A EPs (Position 1 to 14), CAT B EPs (Position 15 to 65) and CAT C EPs (Position >65). For details, please click [here](#)

Source: HKEx as of 6 Feb 2015, Trade Value for 26 Jan – 6 Feb

Northbound & Southbound Top 10 Stocks by Trade Value

Top 10 A shares by Total Buy & Sell Trade Value in Northbound

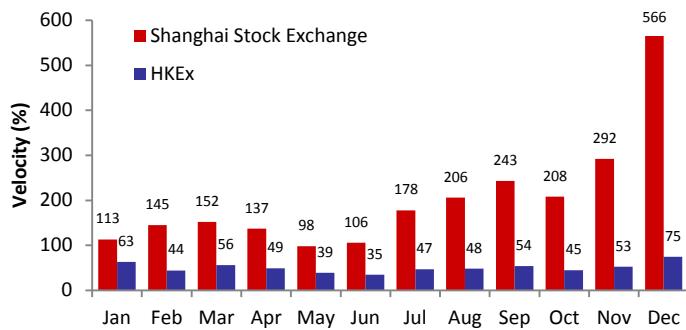
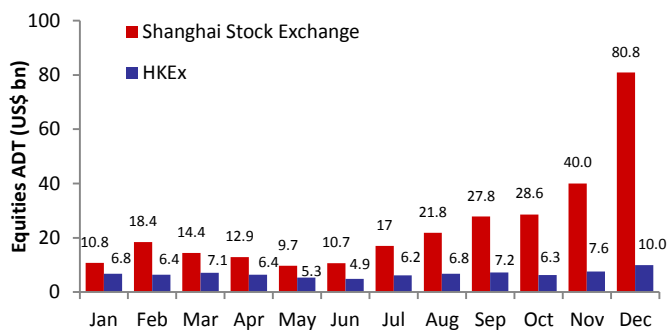
Stock Name / Stock Code	Trade Value (US\$ m)	Market Cap (US\$ bn)	*P/E Ratio	Dividend Yield (%)
1. Ping An Insurance (SH. 601318)	694	58	14x	1.06
2. CITIC Securities (SH. 600030)	587	45	39x	0.53
3. Daqin Railway (SH. 601006)	317	23	10x	4.41
4. SAIC Motor Corp (SH. 600104)	241	39	9x	5.45
5. China Merchants Bank (SH. 600036)	234	47	6x	4.35
6. ICBC (SH. 601398)	211	184	5x	6.09
7. China Pacific Insurance (SH. 601601)	200	31	28x	1.28
8. Kweichow Moutai (SH. 600519)	184	32	13x	2.28
9. Qingdao Haier (SH. 600690)	176	9	11x	2.40
10. China Life Insurance (SH. 601628)	166	116	37x	0.86

Top 10 HK Stocks by Total Buy & Sell Trade Value in Southbound

Stock Name / Stock Code	Trade Value (US\$ m)	Market Cap (US\$ bn)	*P/E Ratio	Dividend Yield (%)
1. Hanergy Thin Film (HK. 566)	78	23	46x	0.35
2. Minsheng Bank (HK. 1988)	66	8	6x	2.20
3. Haitong Securities (HK. 6837)	58	3	33x	0.86
4. China Oilfield (HK. 2883)	33	3	7x	4.40
5. CITIC Securities (HK. 6030)	32	4	43x	0.74
6. CNBM (HK. 3323)	31	3	6x	2.71
7. Geely Automobile (HK. 175)	30	4	8x	1.40
8. Shanghai Electric (HK. 2727)	30	2	19x	2.12
9. Zijin Mining (HK. 2899)	28	2	19x	4.39
10. Evergrande (HK. 3333)	28	6	3x	16.56

Source: SSE & HKEx as of 6 Feb 2015, Trade Value for 26 Jan – 6 Feb. *Historical P/E Ratio

Total Market Average Daily Turnover (ADT) & Velocity in 2014



Source: WFE & HKEx as of 31 Dec 2014, ADT and Velocity figures of HKEx include ETF products but excludes warrants

February and March 2015 Trading Calendar

February 2015							March 2015						
Mon	Tue	Wed	Thu	Fri	Sat	Sun	Mon	Tue	Wed	Thu	Fri	Sat	Sun
						1							1
2	3	4	5	6	7	8	2	3	4	5	6	7	8
9	10	11	12	13	14	15	9	10	11	12	13	14	15
16	17	18	19	20	21	22	16	17	18	19	20	21	22
23	24	25	26	27	28		23	24	25	26	27	28	29
30	31						30	31					

★ China / Hong Kong Public Holiday (Market Close for Northbound & Southbound Trading)
■ Two-way (Northbound & Southbound) Trading ■ Northbound Trading Only ■ Two-way (Northbound & Southbound) Trading

Source: SSE click [here](#) (Chinese version only), HKEx click [here](#)

February & March 2015 Significant Economic News/Data

February & March 2015			
23/2/2015	HK: CPI Composite YoY	27/2/2015	HK: Budget Balance HKD
25/2/2015	CN: HSBC China Manufacturing PMI		HK: Money Supply M1/M2/M3 HKD YoY
	HK: GDP Annual YoY	1/3/2015	CN: Manufacturing PMI
26/2/2015	HK: Exports YoY		
	HK: Imports YoY		
	HK: Trade Balance		

Note: CN – China, HK – Hong Kong

For More Information on Shanghai – Hong Kong Stock Connect

Visit: www.hkex.com.hk/chinaconnect
 Email: info@hkex.com.hk
 Newsletter: [Previous Issues](#)
 News Release: [6 Jan 2015](#)

Disclaimer

This newsletter is for information only and does not constitute legal or tax advice. Investors should exercise caution when dealing in securities which are eligible for trading under Shanghai-Hong Kong Stock Connect. Hong Kong Exchanges and Clearing Limited and its subsidiaries shall not be liable for any loss or damage incurred or suffered by any person arising from the use of or reliance on this newsletter.

List of China Connect Exchange Participants

ABCI Securities Company Limited	GF Securities (Hong Kong) Brokerage Limited	Optiver Trading Hong Kong Limited
Astrum Capital Management Limited	Goldman Sachs (Asia) Securities Limited	Orient Securities (Hong Kong) Limited
Bali Securities Co. Limited	Guangdong Securities Limited	Phillip Securities (Hong Kong) Limited
Barclays Capital Asia Limited	Guodu Securities (Hong Kong) Limited	Po Sang Futures Limited
BNP Paribas Securities (Asia) Limited	Guosen Securities (HK) Brokerage Company, Limited	President Securities (Hong Kong) Limited
BOCI Securities Limited	Guotai Junan Securities (Hong Kong) Limited	Prudential Brokerage Limited
BOCOM International Securities Limited	Guoyuan Securities Brokerage (Hong Kong) Limited	Qilu International Securities Limited
Bright Smart Securities International (H.K.) Limited	Haitong International Securities Company Limited	Quam Securities Company Limited
CCB International Securities Limited	Hang Seng Securities Limited	Realink Financial Trade Limited
Celestial Securities Limited	Hani Securities (HK) Limited	Reorient Capital Markets Limited
Changjiang Securities Brokerage (HK) Limited	Hong Kong International Securities Limited	RHB OSK Securities Hong Kong Limited
Chief Securities Limited	HSBC Broking Securities (Hong Kong) Limited	SG Securities (HK) Limited
China Everbright Securities (HK) Limited	HSBC Securities Brokers (Asia) Limited	Shacom Securities Limited
China Galaxy International Securities (Hong Kong) Co., Limited	Huatai Financial Holdings (Hong Kong) Limited	Shenyin Wanguo Securities (H.K.) Limited
China International Capital Corporation Hong Kong Securities Limited	I-Access Investors Limited	Sino Grade Securities Limited
China Merchants Securities (HK) Co., Limited	ICBC International Securities Limited	SinoPac Securities (Asia) Limited
China Securities (International) Brokerage Company Limited	Industrial Securities (Hong Kong) Brokerage Limited	South China Securities Limited
Chong Hing Securities Limited	Instinet Pacific Limited	Standard Chartered Securities (Hong Kong) Limited
Christfund Securities Limited	J.P. Morgan Broking (Hong Kong) Limited	Sun Hung Kai Investment Services Limited
CIMB Securities Limited	JTI Securities Limited	Susquehanna Hong Kong Limited
CITIC Securities Brokerage (HK) Limited	KGI Securities (Hong Kong) Limited	Taifair Securities Limited
Citigroup Global Markets Asia Limited	Kim Eng Securities (Hong Kong) Limited	Taiping Securities (HK) Co Limited
CLSA Limited	Kingston Securities Limited	Tanrich Securities Company Limited
CMB International Securities Limited	Kuentai Securities (Kam Ngan) Company Limited	Timber Hill Securities Hong Kong Limited
CNI Securities Group Limited	Luk Fook Securities (HK) Limited	Toyo Securities Asia Limited
Credit Suisse Securities (Hong Kong) Limited	Macquarie Capital Securities Limited	Tung Shing Securities (Brokers) Limited
CSC Securities (HK) Limited	Malahon Securities Limited	Tung Tai Securities Company Limited
Dah Sing Securities Limited	Masterlink Securities (Hong Kong) Corporation Limited	UBS Securities Hong Kong Limited
DBS Vickers (Hong Kong) Limited	Mega Securities (Hong Kong) Company Limited	UOB Kay Hian (Hong Kong) Limited
Deutsche Securities Asia Limited	Merrill Lynch Far East Limited	Upbest Securities Company Limited
Emperor Securities Limited	Mirae Asset Wealth Management (HK) Limited	Victory Securities Company Limited
Essence International Securities (Hong Kong) Limited	Morgan Stanley Hong Kong Securities Limited	Wocom Securities Limited
Ever-Long Securities Company Limited	Nanhua Securities (Hong Kong) Company Limited	YGD Securities (HK) Limited
First Shanghai Securities Limited	National Resources Securities Limited	Yuanta Securities (Hong Kong) Company Limited
Fubon Securities (Hong Kong) Limited	Noble Securities Company Limited	Yue Xiu Securities Company Limited
Fulbright Securities Limited	OCBC Wing Hang Shares Brokerage Co. Limited	Total: 107 China Connect Exchange Participants (as of 9 February 2015)

 The list has been published: click [here](#)

List of Trade-through Exchange Participants

Asia-Pac Securities Limited	GT Capital Limited	Partners Capital Securities Limited
Audrey Chow Securities Limited	GuocoCapital Limited	Ping An of China Securities (Hong Kong) Company Limited
BMI Securities Limited	Halcyon Securities Limited	Po Kay Securities & Shares Company Limited
Boom.com Limited	Hantec Group International Finance Limited	Prominence Financials Limited
Brilliant Norton Securities Company Limited	Hantec Securities Co. Limited	Sheng Yuan Securities Limited
Business Securities Limited	Head & Shoulders Securities Limited	SPS Securities Limited
Caitong International Securities Co., Limited	Hing Wai Allied Securities Limited	Stockwell Securities Limited
Capitec Securities Limited	Ho Fung Shares Investment Limited	Success Securities Limited
China System Securities Limited	iSTAR International Securities Co. Limited	Tai Tak Securities (Asia) Limited
China Yinsheng Securities Limited	Japan Asia Securities Limited	Taiwan Concord Capital Securities (Hong Kong) Limited
Core Pacific-Yamaichi Securities (H.K.) Limited	Jimei Securities Limited	Treasure Securities Limited
Delta Asia Securities Limited	JS Cresvale Securities International Limited	Trinity Finance Investment Limited
Delta Wealth Securities Limited	Kaiser Securities Limited	VC Brokerage Limited
East Asia Securities Company Limited	KCG Securities Asia Limited	Win Wong Securities Limited
First Worldsec Securities Limited	Ko's Brother Securities Company Limited	Wing Fung Securities Limited
FP Sino-Rich Securities & Futures Limited	Lei Shing Hong Securities Limited	Wing Lung Securities Limited
Geminis Securities Limited	Lippo Securities Limited	Wintech Securities Limited
Genting Securities Limited	M Y Securities Limited	Wintone Securities Limited
GLS Securities Limited	Marigold International Securities Limited	Wo Fung Securities Company Limited
Golden Fountain Securities Limited	Oriental Patron Securities Limited	Yicko Securities Limited
Grand Investment (Securities) Limited	Pacific Foundation Securities Limited	Total: 62 Trade-through Exchange Participants (as of 9 February 2015)

The list has been published: click [here](#)