

8 August 2016

HIGHLIGHTS

- TR/HKEX RXY Global CNH Index fell 0.72 per cent to 95.16 while the People's Bank of China (PBOC) USD/CNY Fixing fell 0.16 per cent to 6.6406 last week.
- The largest contributor to the performance of the TR/HKEX RXY Global CNH Index was the JPY, which appreciated 2.46 per cent against the USD during the same period of time.
- According to the minutes of a forum held on 2-3 August 2016 among governors of PBOC branches, two-way movements of the RMB's exchange rate against the USD will become more flexible while the RMB's exchange rates against a basket of currencies will remain basically stable.

Indices	Return					Risk				
	2016/8/1 - 2016/8/5 (Week)	2016/7/25 - 2016/7/29 (Week)	Chg	MTD	YTD	30-Day Realized Volatility (as of 2016/8/5)	30-Day Realized Volatility (as of 2016/7/29)	Chg	Correlation with China Foreign Exchange Trade System (CFETS) RMB Index	Beta ⁽¹⁾ vs CFETS RMB Index
TR/HKEX RXY Global CNH (RXYH)	-0.72%	-0.23%	↓	-0.72%	-5.37%	3.74%	3.44%	↓	0.99	0.74
TR/HKEX RXY Global CNY (RXY)	-0.70%	-0.20%	↓	-0.70%	-6.39%	3.60%	3.40%	↓	0.99	0.71
TR/HKEX RXY Reference CNH (RXYRH)	-0.71%	-0.12%	↓	-0.71%	-5.21%	3.60%	3.31%	↓	0.99	0.72
TR/HKEX RXY Reference CNY (RXYRY)	-0.69%	-0.08%	↓	-0.69%	-6.25%	3.77%	3.55%	↓	0.99	0.72

KEY DATA

Fig 1: Performance: TR/HKEX RXY Global CNH, CFETS RMB Index and USD/CNH

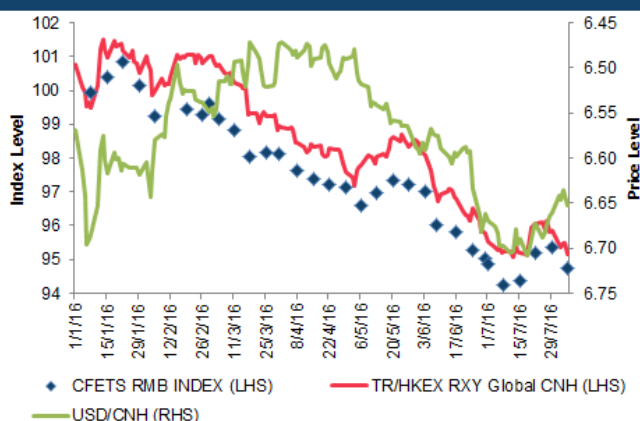


Fig 2: Weekly Performance Contribution Breakdown⁽²⁾: TR/HKEX RXY Global CNH

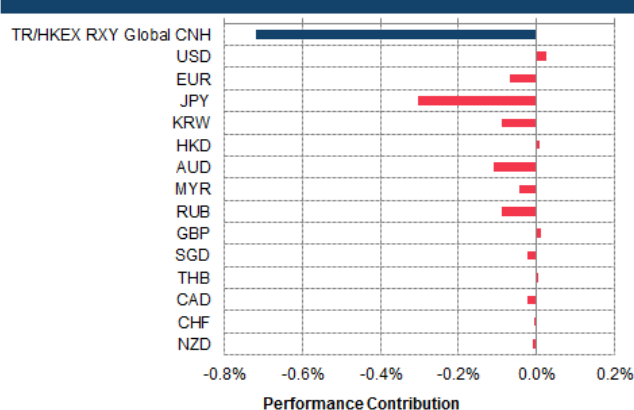


Fig 3: 30-Day Realized Volatility of TR/HKEX RXY Reference CNY and PBOC USD/CNY Fixing

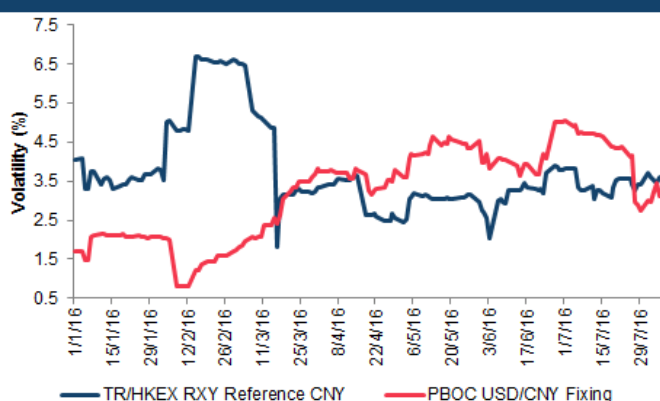
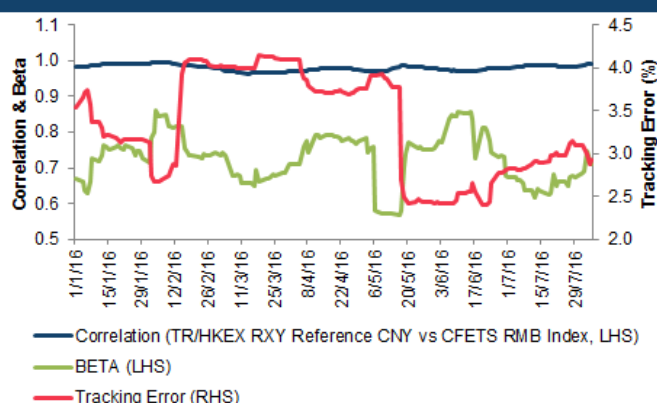


Fig 4: Correlation, Beta and Tracking Error⁽³⁾: TR/HKEX RXY Reference CNY vs CFETS RMB Index



Definitions:

(1) Beta is a measure of currency index sensitivity to a benchmark. We calculate beta by comparing currency index excess return over Shanghai Interbank Offered Rate (SHIBOR) to CFETS RMB index excess return over SHIBOR based on the prior 3 month daily data. Beta of 0.66 shows that the currency index performs 33% worse than the benchmark index in up markets for the benchmark index and 33% better in down markets for the benchmark index, assuming all other factors remain constant.

(2) Contribution (weighted return) of each constituent to RXYH performance. For the constituent weights, please refer to information on page 2.

(3) Tracking error is a measure of volatility of the difference in returns between a currency index and its benchmark. We calculate tracking error as a standard deviation of the returns differences of the currency index and the CFETS RMB index based on the prior 3 month daily data.



TR/HKEX RMB CURRENCY INDICES (RXY)

PRODUCT HIGHLIGHTS

- The RXY indices offer independent, transparent and timely benchmarks for RMB against Mainland China's most important trade partners' currencies.
- The indices are calculated based on WM/Reuters foreign exchange rates (WM/Reuters FX Rates) and managed in accordance with the IOSCO (International Organisation of Securities Commissions) principles for financial benchmarks.
- The RXY indices are designed to be the basis for investment and trading products such as futures, options and exchange traded funds.

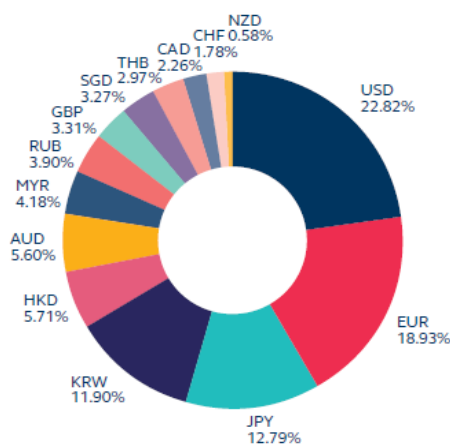
METHODOLOGY

Calculation Method:	Geometric Average
Weighting Method:	Bilateral trade weighted with adjustment for Hong Kong re-exports
Trade Data Source:	UN Comtrade, Hong Kong Census and Statistics Department
Weighting Rebalance:	Annual review. Announcement in June, Implementation first business day of Q4
Calculation Frequency:	Hourly
FX Rate Data Source:	WM/Reuters FX Rates
Base Date:	100 as of 31 December 2014

For more details, a complete methodology document is available at: financial.thomsonreuters.com/fxindices

PRIMARY INDEX: TR/HKEX RXY GLOBAL CNH CURRENCY INDEX

Index Weights: Valid Until 30 September 2016



INDEX WEIGHTS			
Currency	RXY Global Currency Indices	RXY Reference Currency Indices	CFETS RMB Index
USD	22.81%	25.89%	26.40%
EUR	18.93%	21.49%	21.39%
JPY	12.79%	14.52%	14.68%
KRW	11.90%	0.00%	0.00%
HKD	5.71%	6.48%	6.55%
AUD	5.60%	6.36%	6.27%
MYR	4.18%	4.74%	4.67%
RUB	3.90%	4.43%	4.36%
GBP	3.31%	3.75%	3.86%
SGD	3.27%	3.71%	3.82%
THB	2.97%	3.38%	3.33%
CAD	2.26%	2.57%	2.53%
CHF	1.78%	2.02%	1.51%
NZD	0.58%	0.66%	0.65%

For more information about RXY Indices,

please visit: <http://www.hkex.com.hk/eng/prod/drprod/rmb/rxy.htm>

If you have any questions, please contact us at:

Address: 10/F One International Finance Centre
1 Harbour View Street, Central, Hong Kong

Email: FICD@hkex.com.hk



DISCLAIMER

The WM/Reuters Intraday Spot Rates are provided by The World Markets Company plc ("WM") in conjunction with Reuters. WM shall not be liable for any errors in or delays in providing or making available the data contained within this service or for any actions taken in reliance on the same, except to the extent that the same is directly caused by its or its employees' negligence.

The information contained in this document is for general informational purposes only and does not constitute an offer, solicitation, invitation or recommendation to buy or sell any futures contracts or other products or to provide any investment advice or service of any kind. This document is not directed at, and is not intended for distribution to or use by, any person or entity in any jurisdiction or country where such distribution or use would be contrary to law or regulation or which would subject Hong Kong Exchanges and Clearing Limited ("HKEX"), Hong Kong Futures Exchange Limited ("HKFE") (together, the "Entities", each an "Entity"), or any of their affiliates, or any of the companies that they operate, to any registration requirement within such jurisdiction or country.

No section or clause in this document may be regarded as creating any obligation on the part of any of the Entities. Rights and obligations with regard to the trading, clearing and settlement of any futures contracts effected on HKFE shall depend solely on the applicable rules of HKFE and the relevant clearing house, as well as the applicable laws, rules and regulations of Hong Kong.

Although the information contained in this document is obtained or compiled from sources believed to be reliable, neither of the Entities guarantees the accuracy, validity, timeliness or completeness of the information or data for any particular purpose, and the Entities and the companies that they operate shall not accept any responsibility for, or be liable for, errors, omissions or other inaccuracies in the information or for the consequences thereof. The information set out in this document is provided on an "as is" and "as available" basis and may be amended or changed. It is not a substitute for professional advice which takes account of your specific circumstances and nothing in this document constitutes legal advice. Neither of the Entities shall be responsible or liable for any loss or damage, directly or indirectly, arising from the use of or reliance upon any information provided in this document.