



HKE
香港交易所

ETF Market Perspective

June 2014

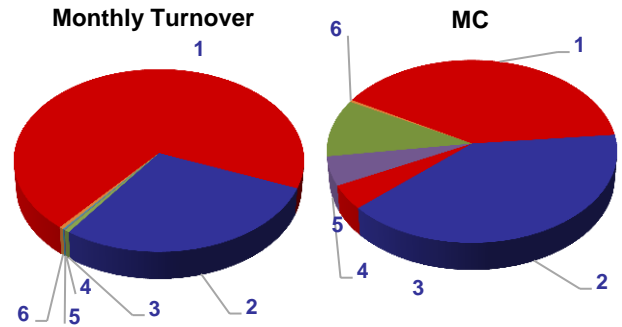
Monthly Highlights

- The Average Daily Turnover (ADT) of HKE's ETF market increased 15.4% while the Market Capitalization (MC)* increased 2.4% from May to June.
- Vanguard FTSE Asia ex Japan High Dividend Yield Index ETF (Stock Code: 3085), Vanguard FTSE Developed Europe Index ETF (Stock Code: 3101) and Vanguard FTSE Japan Index ETF (Stock Code: 3126) were first listed in June. The Vanguard Developed Europe ETF is the first ETF on HKE which gives Hong Kong investors market access to European securities.

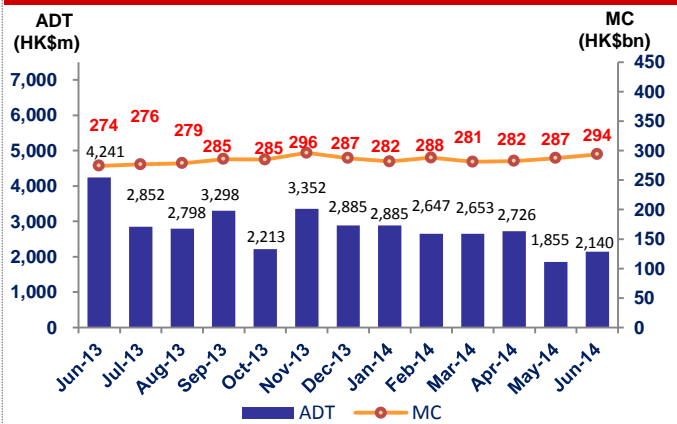
Underlying Market Distribution

	Number of ETFs
RQFII A-Share	14
Synthetic A-Share	23
Hong Kong	21
Asia Pacific	46
Other Equities	7
Fixed Income & Currency	7
Commodities	6
Total	124

Monthly Turnover & MC Distribution

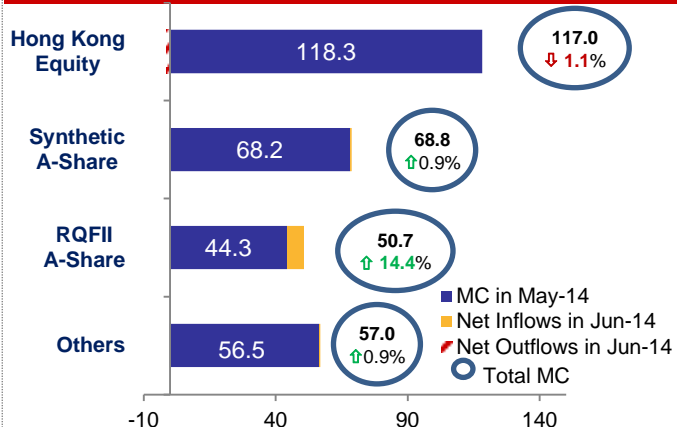


ADT & MC



	Monthly Turnover in June		MC	
	(HK\$m)	%	(HK\$m)	%
1 Mainland A-share	29,784	70.0	117,722	40.1
2 Hong Kong	12,223	28.7	117,053	39.9
3 Asia Pacific	224	0.5	12,650	4.3
4 Other Equities	40	0.1	15,106	5.2
5 Fixed Income & Currency	72	0.2	29,970	10.2
6 Commodities	186	0.4	1,079	0.4
Total	42,530	100	293,580	100

Fund Inflow / Outflow (HK\$bn) in June



Most Actively Traded ETFs in June

Rank	Stock Code	Name of ETF	Turnover (HK\$m)
1	2823	X ISHARES A50	14,996
2	2822 / 82822	CSOP A50 ETF	11,680
3	2800	TRACKER FUND	9,351
4	2828	HS H-SHARE ETF	2,639
5	3188 / 83188	CAM CSI300	1,963
6	2811 / 82811	HT CSI300 ETF	552
7	3100 / 83100	EFUND CSI100	211
8	2840	SPDR GOLD TRUST	167
9	3049	X DBCSI300	155
10	2827	X WISECSI300ETF	151

*MC – Market cap of SPDR Gold Trust is excluded
Data as of month end

Top 10 Best Performing ETFs in June

No.	Stock Code	Name	%
1	3117	ETFS Physical Silver ETF	9.20
2	3073	SPDR FTSE Greater China ETF	7.45
3	3092	db x-trackers MSCI Thailand Index UCITS ETF	6.31
4	3069	XIE Shares Thailand (SET50) ETF	6.13
5	3084	Value Japan ETF	5.61
6	3027	db x-trackers MSCI Russia Capped Index UCITS ETF	5.32
7	83168	Hang Seng RMB Gold ETF	4.92
8	3046	Value China ETF	4.73
9	2830	ETFS Physical Gold ETF	4.65
10	2840	SPDR Gold Trust	4.53

Top 10 Worst Performing ETFs in June

No.	Stock Code	Name	%
1	3031	XIE Shares Indonesia (LQ45) ETF	-4.52
2	2839	W.I.S.E. - CSI HK Listed Mainland Real Estate Tracker	-3.78
3	3099	db x-trackers MSCI Indonesia Index UCITS ETF	-3.41
4	2816	db x-trackers CSI300 Real Estate UCITS ETF	-3.19
5	3087	db x-trackers FTSE Vietnam UCITS ETF	-2.23
6	3107	C-Shares CSI Consumer Staples Index ETF	-1.57
7	3063	db x-trackers CSI300 Transportation UCITS ETF	-1.04
8	3065	db x-trackers MSCI Singapore IM Index UCITS ETF	-0.76
9	2833	Hang Seng Index ETF	-0.76
10	3043	db x-trackers MSCI PACIFIC EX Japan Index UCITS ETF	-0.59

Top 10 Best Performing ETFs YTD

No.	Stock Code	Name	%
1	3091	XIE Shares India (CNX Nifty) ETF	25.03
2	3015	db x-trackers CNX Nifty UCITS ETF	24.02
3	2836	iShares S&P BSE Sensex India Index ETF	22.70
4	3045	db x-trackers MSCI India Index UCITS ETF	21.27
5	3099	db x-trackers MSCI Indonesia Index UCITS ETF	20.43
6	3016	db x-trackers MSCI Philippines IM Index UCITS ETF	20.28
7	3031	XIE Shares Indonesia (LQ45) ETF	20.16
8	3037	XIE Shares Philippines (PSEi) ETF	18.46
9	3106	db x-trackers MSCI Pakistan IM Index UCITS ETF	18.32
10	3069	XIE Shares Thailand (SET50) ETF	15.61

Top 10 Worst Performing ETFs YTD

No.	Stock Code	Name	%
1	2818	Ping An of China CSI RAFI A-Share 50 ETF	-18.08
2	3063	db x-trackers CSI300 Transportation UCITS ETF	-15.93
3	3050	iShares CSI A-Share Energy Index ETF	-15.85
4	2839	W.I.S.E. - CSI HK Listed Mainland Real Estate Tracker	-15.75
5	3017	db x-trackers CSI300 Energy UCITS ETF	-15.54
6	3022	Da Cheng CSI HK Private-owned Mainland Enterprises Tracker	-14.08
7	3057	db x-trackers CSI300 Health Care UCITS ETF	-13.54
8	3005	db x-trackers CSI300 Industrials UCITS ETF	-13.28
9	2846	iShares CSI 300 A-Share Index ETF	-12.24
10	3049	db x-trackers CSI300 UCITS ETF	-11.94

Note: ETF Market Perspective covers ETFs listed on HKEX's securities market. It does not cover the two ETFs that trade at HKEx under the pilot programme. Dual counters of an ETF are counted as one ETF.

All information contained herein is provided for reference only. While HKEx endeavours to ensure the accuracy, reliability and completeness of the information, neither it, nor any of its affiliate makes any warranty or representation, express or implied, or accept any responsibility or liability for, the accuracy, completeness, reliability or suitability of the information for any particular purpose. HKEx accepts no liability whatsoever to any person for any loss or damage arising from any inaccuracy or omission in the information or from any decision, action or non-action based on or in reliance upon the information.

The information does not, and is not intended to, constitute investment advice or a recommendation to make any kind of investment decision. Any person who intends to use the information or any part thereof should seek independent professional advice. Modification of the information in whole or in part, in any form or by any means are strictly prohibited without the prior written permission of HKEx.