



HKE
香港交易所

ETF Market Perspective

August 2014

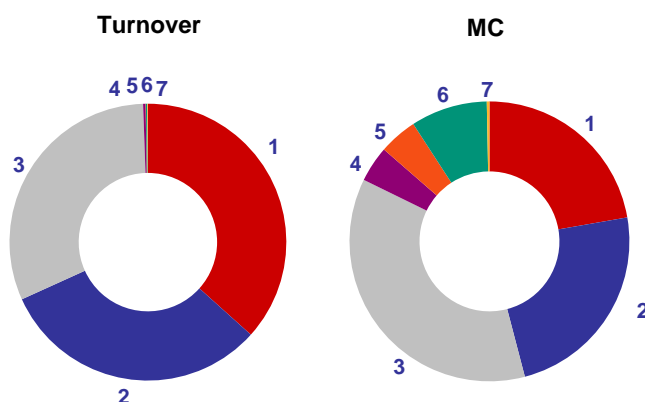
Monthly Highlights

- The average daily turnover (ADT) of HKEX's ETF market rose to a record-high HK\$6,451m in August. ETF ADT increased 62.6% from July to August and ETF market capitalisation (MC)* increased 4.2%.
- The turnover of RQFII A-share ETFs exceeded that of Synthetic A-shares ETFs in August.
- CSOP FTSE China A50 ETF (Stock Code: 2822 & 82822) overtook iShares FTSE A50 China Index ETF (Stock Code: 2823) as the most actively traded ETF in August.

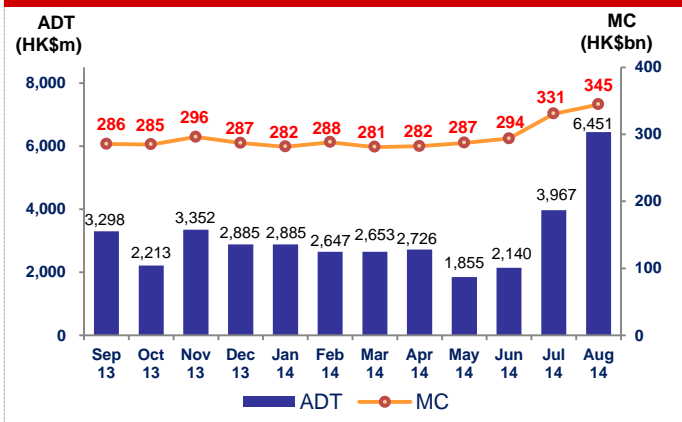
Underlying Market Distribution

	Number of ETFs
RQFII A-Share	14
Synthetic A-Share	24
Hong Kong Equities	19
Asia Pacific Equities	43
Other Equities	7
Fixed Income & Currency	7
Commodities	6
Total	120

Turnover & MC Distribution in August

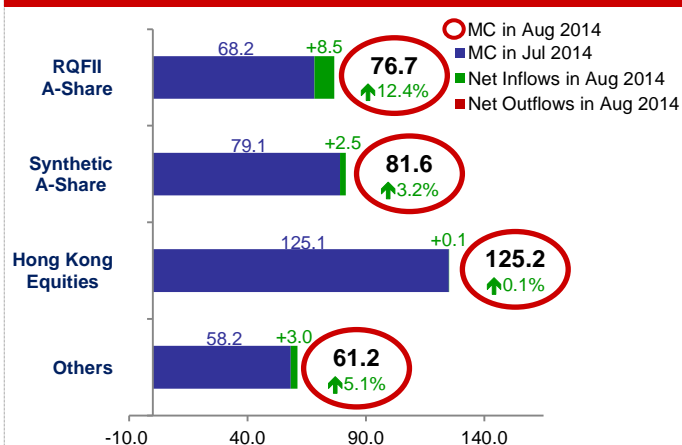


ADT & MC



	Turnover		MC	
	(HK\$m)	%	(HK\$m)	%
1 RQFII A-Share	49,651	36.7	76,689	22.3
2 Synthetic A-Share	42,768	31.6	81,553	23.7
3 Hong Kong Equities	42,293	31.2	125,154	36.3
4 Asia Pacific Equities	383	0.3	14,320	4.2
5 Other Equities	51	0.0	15,281	4.4
6 Fixed Income & Currency	210	0.2	30,525	8.9
7 Commodities	109	0.1	1,055	0.3
Total	135,464	100	344,577	100

Fund Inflow / Outflow (HK\$bn) in August



Most Actively Traded ETFs in August

Rank	Stock Code	Name of ETF	Turnover (HK\$m)
1	2822/82822	CSOP FTSE China A50	43,848
2	2823	iShares FTSE A50 China	42,298
3	2800	Tracker Fund of Hong Kong	35,822
4	2828	Hang Seng H-Share	6,209
5	3188/83188	ChinaAMC CSI 300	4,396
6	2811/82811	Haitong CSI300	652
7	3100/83100	E Fund CSI 100 A-Share	459
8	2832/82832	Bosera FTSE China A50	190
9	3049	db x-trackers CSI300 UCITS	173
10	2827	W.I.S.E - CSI 300 China Tracker	159

Note: *MC – Market capitalisation of SPDR Gold Trust is excluded
Data as of month end

10 Best Performing ETFs in August

	Stock Code	Name	% change
1	3087	db x-trackers FTSE Vietnam UCITS	7.02
2	2818	Ping An of China CSI RAFI A-Share 50	6.83
3	3048	db x-trackers MSCI Brazil UCITS	6.47
4	3052	db x-trackers CSI300 Utilities UCITS	6.06
5	3105	db x-trackers MSCI Bangladesh IM UCITS	4.75
6	3092	db x-trackers MSCI Thailand UCITS	4.47
7	3060	Value Taiwan	4.20
8	3036	db x-trackers MSCI Taiwan UCITS	4.14
9	3016	db x-trackers MSCI Philippines IM UCITS	3.23
10	3070	Ping An of China CSI HK Dividend	3.13

10 Worst Performing ETFs in August

	Stock Code	Name	% change
1	3022	Da Cheng CSI HK Private-owned Mainland Enterprises Tracker	-31.91
2	3077	Da Cheng CSI HK State-owned Mainland Enterprises Tracker	-25.51
3	3106	db x-trackers MSCI Pakistan IM UCITS	-8.05
4	2839	W.I.S.E. - CSI HK Listed Mainland Real Estate Tracker	-6.63
5	3117	ETFS Physical Silver	-5.35
6	3061	db x-trackers CSI300 Banks UCITS	-4.71
7	2823	iShares FTSE A50 China	-4.25
8	2829	iShares CSI A-Share Financials	-4.19
9	2816	db x-trackers CSI300 Real Estate UCITS	-4.18
10	3119	ETFS Physical Platinum	-4.05

10 Best Performing ETFs YTD

	Stock Code	Name	% change
1	3099	db x-trackers MSCI Indonesia UCITS	30.95
2	3091	XIE Shares India (CNX Nifty)	30.37
3	3031	XIE Shares Indonesia (LQ45)	30.24
4	3015	db x-trackers CNX Nifty UCITS	29.93
5	2836	iShares S&P BSE Sensex India	29.13
6	3045	db x-trackers MSCI India UCITS	26.86
7	3087	db x-trackers FTSE Vietnam UCITS	24.82
8	3016	db x-trackers MSCI Philippines IM UCITS	23.68
9	3069	XIE Shares Thailand (SET50)	23.30
10	3092	db x-trackers MSCI Thailand UCITS	23.10

10 Worst Performing ETFs YTD

	Stock Code	Name	% change
1	3022	Da Cheng CSI HK Private-owned Mainland Enterprises Tracker	-39.30
2	3077	Da Cheng CSI HK State-owned Mainland Enterprises Tracker	-28.40
3	2818	Ping An of China CSI RAFI A-Share 50	-24.12
4	3027	db x-trackers MSCI Russia Capped Index UCITS	-13.81
5	3057	db x-trackers CSI300 Health Care UCITS	-13.26
6	3056	Horizons S&P Global Consumer Brands	-8.79
7	3050	iShares CSI A-Share Energy	-8.23
8	3017	db x-trackers CSI300 Energy UCITS	-8.11
9	3063	db x-trackers CSI300 Transportation UCITS	-7.96
10	3005	db x-trackers CSI300 Industrials UCITS	-5.76

Note: ETF Market Perspective covers ETFs listed on HKEX's securities market. It does not cover the two ETFs that trade at HKEx under the pilot programme. Dual counters of an ETF are counted as one ETF.

All information contained herein is provided for reference only. While HKEx endeavours to ensure the accuracy, reliability and completeness of the information, neither it, nor any of its affiliate makes any warranty or representation, express or implied, or accept any responsibility or liability for, the accuracy, completeness, reliability or suitability of the information for any particular purpose. HKEx accepts no liability whatsoever to any person for any loss or damage arising from any inaccuracy or omission in the information or from any decision, action or non-action based on or in reliance upon the information.

The information does not, and is not intended to, constitute investment advice or a recommendation to make any kind of investment decision. Any person who intends to use the information or any part thereof should seek independent professional advice. Modification of the information in whole or in part, in any form or by any means are strictly prohibited without the prior written permission of HKEx.

For more information, please email ETFs@hkex.com.hk