



HKE
香港交易所

ETF Market Perspective

February 2015

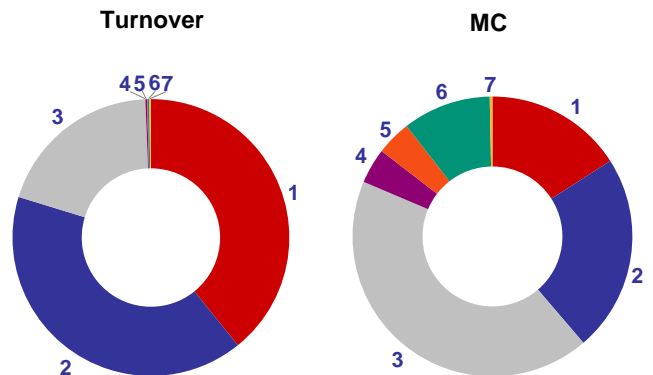
Monthly Highlights

- The average daily turnover (ADT) of HKEx's ETF market was HK\$5.85bn in February, up 121% from the same period last year.
- KODEX HSI Futures ETF (stock code: 3124) and KODEX HSI Futures RMB FX ETF (stock code: 3134) were listed on 12 February. They are the first ETFs at HKEx which use futures indices as their underlying benchmarks and the first ETFs launched by Samsung Asset Management (Hong Kong) Limited in Hong Kong. Samsung Asset Management is the largest ETF provider in South Korea and the 7th largest ETF provider in Asia-Pacific.

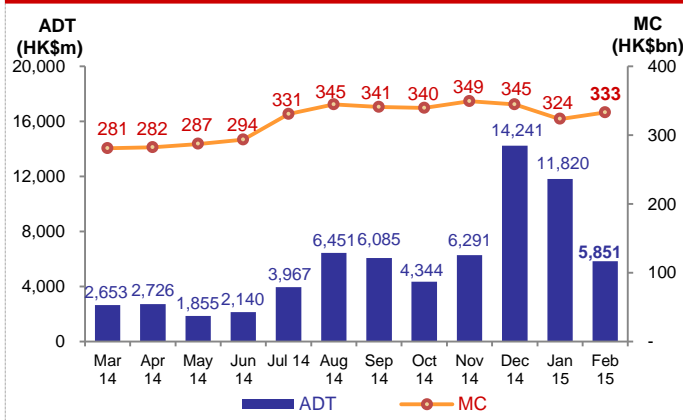
Underlying Market Distribution

	Number of ETFs
RQFII A-Share	15
Synthetic A-Share	24
Hong Kong Equity	20
Asia Pacific Equity	44
Other Equity	8
Fixed Income & Currency	9
Commodity	6
Total	126

Turnover & MC* Distribution in February

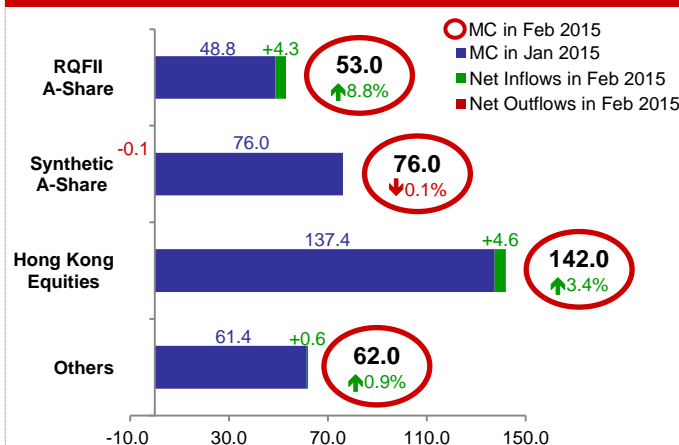


ADT & MC*



	Turnover		MC	
	(HK\$m)	%	(HK\$m)	%
1 RQFII A-Share	41,272	39.2	53,035	15.9
2 Synthetic A-Share	42,703	40.5	75,965	22.8
3 Hong Kong Equity	20,663	19.6	141,986	42.6
4 Asia Pacific Equity	194	0.2	13,551	4.1
5 Other Equity	78	0.1	13,409	4.0
6 Fixed Income & Currency	214	0.2	33,991	10.2
7 Commodity	193	0.2	1,047	0.3
Total	105,318	100	332,984	100

Fund Inflow / Outflow (HK\$bn) in February



Most Actively Traded ETFs in February

Rank	Stock Code	Name of ETF	Turnover (HK\$m)
1	2823	iShares FTSE A50 China	41,942
2	2822/82822	CSOP FTSE China A50	35,191
3	2800	Tracker Fund of Hong Kong	14,492
4	2828	Hang Seng H-Share	5,876
5	3188/83188	ChinaAMC CSI300	5,765
6	2827	W.I.S.E - CSI300 China Tracker	516
7	2840	SPDR Gold Trust	179
8	3049	db x-trackers CSI300 UCITS	145
9	2811/82811	Haitong CSI300	132
10	2821	ABF Pan Asia Bond Index Fund	128

Note: *MC: Market capitalisation of SPDR Gold Trust is excluded
Data as of month end

10 Best Performing ETFs in February

	Stock Code	Name	% change
1	3027	db x-trackers MSCI Russia Capped Index UCITS	12.78
2	3084	Value Japan	8.79
3	3025	db x-trackers CSI300 Consumer Discretionary UCITS	8.33
4	3001	iShares CSI A-Share Consumer Discretionary	7.92
5	3072	Ping An of China CSI HK Mid Cap Select	6.62
6	3101	Vanguard FTSE Developed Europe	6.40
7	3126	Vanguard FTSE Japan Index ETF	6.07
8	2841	iShares CSI A-Share Consumer Staples	5.50
9	3019	db x-trackers MSCI World UCITS	5.19
10	2846	iShares CSI 300 A-Share	4.82

10 Worst Performing ETFs in February

	Stock Code	Name	% change
1	2830	ETFS Physical Gold	-4.07
2	83168	Hang Seng RMB Gold	-4.07
3	3119	ETFS Physical Platinum	-3.95
4	2840	SPDR Gold Trust	-3.94
5	3081	Value Gold	-3.73
6	3106	db x-trackers MSCI Pakistan IM UCITS	-2.97
7	2836	iShares S&P BSE Sensex India	-2.53
8	3048	db x-trackers MSCI Brazil UCITS	-2.34
9	2835	Horizons KOSPI 200	-1.96
10	3052	db x-trackers CSI300 Utilities UCITS	-1.72

10 Best Performing ETFs YTD

	Stock Code	Name	% change
1	3001	iShares CSI A-Share Consumer Discretionary	21.25
2	3025	db x-trackers CSI300 Consumer Discretionary UCITS	17.19
3	3027	db x-trackers MSCI Russia Capped Index UCITS	16.42
4	3126	Vanguard FTSE Japan Index ETF	11.55
5	3071	Da Cheng CSI China Mainland Consumer Tracker	10.22
6	3045	db x-trackers MSCI India UCITS	10.19
7	3084	Value Japan	9.88
8	3091	XIE Shares India (CNX Nifty)	9.34
9	3015	db x-trackers CNX Nifty UCITS	9.14
10	3132	C-Shares CSI Healthcare	9.14

10 Worst Performing ETFs YTD

	Stock Code	Name	% change
1	3061	db x-trackers CSI300 Banks UCITS	-13.34
2	2829	iShares CSI A-Share Financials	-7.59
3	2844	db x-trackers CSI300 Financials UCITS	-7.53
4	3136	Harvest MSCI China A 50	-4.70
5	3024	W.I.S.E. - SSE 50 China Tracker	-4.54
6	2823	iShares FTSE A50 China	-4.31
7	3048	db x-trackers MSCI Brazil UCITS	-4.10
8	3052	db x-trackers CSI300 Utilities UCITS	-3.99
9	2822	CSOP FTSE China A50	-3.90
10	3026	db x-trackers II Australian Dollar Cash UCITS	-3.79

Note: ETF Market Perspective covers ETFs listed on HKEx's securities market. It does not cover the two ETFs that trade at HKEx under the pilot programme. Dual counters of an ETF are counted as one ETF. Performance statistics are based on the closing prices. For ETFs with dual counters, only the performance of the HKD counter is included.

All information contained herein is provided for reference only. While HKEx endeavours to ensure the accuracy, reliability and completeness of the information, neither it, nor any of its affiliate makes any warranty or representation, express or implied, or accept any responsibility or liability for, the accuracy, completeness, reliability or suitability of the information for any particular purpose. HKEx accepts no liability whatsoever to any person for any loss or damage arising from any inaccuracy or omission in the information or from any decision, action or non-action based on or in reliance upon the information.

The information does not, and is not intended to, constitute investment advice or a recommendation to make any kind of investment decision. Any person who intends to use the information or any part thereof should seek independent professional advice. Modification of the information in whole or in part, in any form or by any means are strictly prohibited without the prior written permission of HKEx.