



HKE
香港交易所

ETF Market Perspective

June 2015

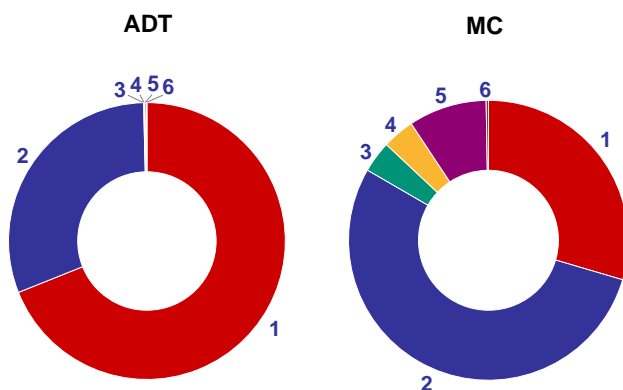
Monthly Highlights

- The average daily turnover (ADT) of HKEX's ETF market in June was HK\$13.4 billion, which was up 32% from May and 6.3 times the ADT of same period last year.
- After the stamp duty waiver for ETFs was expanded to include all ETFs from 13 February this year, the ADT of the 26 ETFs which were subject to stamp duty previously - mainly Hong Kong equity ETFs - was \$3.4bn from 13 February to 30 June, which was up 68% from 1 January to 12 February.

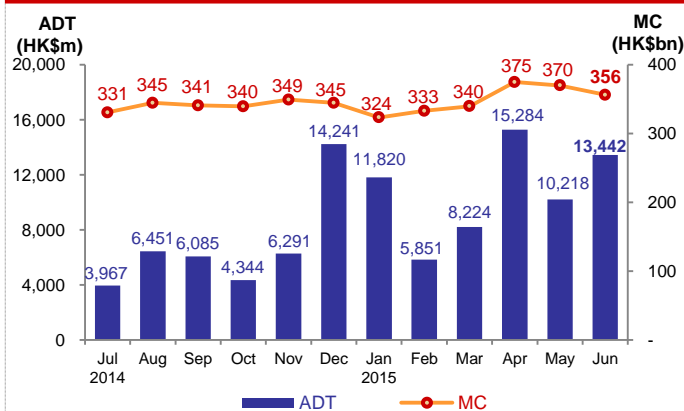
Underlying Market Distribution

	Number of ETFs
Mainland China A-Share	42
Hong Kong Equity	20
Asia Pacific Equity	43
Other Equity	10
Fixed Income & Currency	9
Commodity	6
Total	130

ADT & MC Distribution in Jun

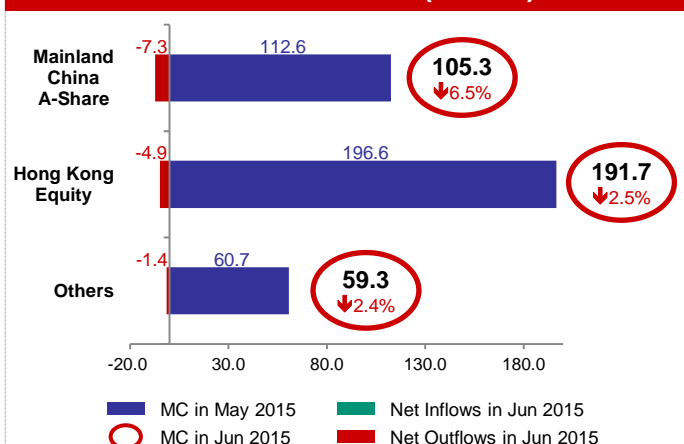


ADT & MC



	ADT		MC	
	(HK\$m)	%	(HK\$m)	%
1 Mainland China A-Share	9,267	68.9	105,303	29.6
2 Hong Kong Equity	4,123	30.7	191,680	53.8
3 Asia Pacific Equity	12	0.1	12,933	3.6
4 Other Equity	11	0.1	13,191	3.7
5 Fixed Income & Currency	22	0.2	32,212	9.0
6 Commodity	6	0.0	946	0.3
Total	13,442	100	356,265	100

Net Fund Inflow / Outflow (HK\$bn) in Jun



Most Actively Traded ETFs in Jun

Rank	Stock Code	Name of ETF	ADT (HK\$m)
1	2822/82822	CSOP FTSE China A50	4,028
2	2823	iShares FTSE A50 China	3,894
3	2800	Tracker Fund of Hong Kong	2,226
4	2828	Hang Seng H-Share	1,873
5	3188/83188	ChinaAMC CSI300	1,121
6	2827	W.I.S.E - CSI300 China Tracker	101
7	3147/83147	CSOP SZSE ChiNext	49
8	3199/83199	CSOP China 5-Year Treasury Bond	12
9	2811/82811	Haitong CSI300	12
10	2833	Hang Seng Index ETF	11

10 Best Performing ETFs in Jun				10 Worst Performing ETFs in Jun			
	Stock Code	Name	% change		Stock Code	Name	% change
1	3063	db x-trackers CSI300 Transportation UCITS	12.18	1	3147	CSOP SZSE ChiNext	-22.46
2	3052	db x-trackers CSI300 Utilities UCITS	7.74	2	3132	C-Shares CSI Healthcare	-17.03
3	3087	db x-trackers FTSE Vietnam UCITS	6.25	3	3005	db x-trackers CSI300 Industrials UCITS	-14.74
4	3050	iShares CSI A-Share Energy	3.47	4	3150	Harvest CSI Smallcap 500	-13.95
5	3061	db x-trackers CSI300 Banks UCITS	3.12	5	3107	C-Shares CSI Consumer Staples	-10.99
6	3017	db x-trackers CSI300 Energy UCITS	2.96	6	3057	db x-trackers CSI300 Health Care UCITS	-10.67
7	3092	db x-trackers MSCI Thailand UCITS	2.92	7	3072	Ping An of China CSI HK Mid Cap Select	-10.18
8	3006	iShares CSI A-Share Infrastructure	2.86	8	2827	W.I.S.E. - CSI 300 China Tracker	-10.05
9	3106	db x-trackers MSCI Pakistan IM UCITS	2.80	9	2817	W.I.S.E. - CSI HK Listed Mainland Consumption Tracker	-9.37
10	3039	iShares CSI A-Share Materials	2.00	10	3117	ETFS Physical Silver	-9.02

10 Best Performing ETFs YTD				10 Worst Performing ETFs YTD			
	Stock Code	Name	% change		Stock Code	Name	% change
1	3063	db x-trackers CSI300 Transportation UCITS	73.46	1	3031	XIE Shares Indonesia (LQ45)	-12.53
2	3025	db x-trackers CSI300 Consumer Discretionary UCITS	52.20	2	3119	ETFS Physical Platinum	-11.72
3	3052	db x-trackers CSI300 Utilities UCITS	49.16	3	3099	db x-trackers MSCI Indonesia UCITS	-11.61
4	3005	db x-trackers CSI300 Industrials UCITS	45.08	4	3029	XIE Shares Malaysia (FTSE Bursa Malaysia KLCI)	-10.23
5	3039	iShares CSI A-Share Materials	42.89	5	3082	db x-trackers MSCI Malaysia UCITS	-10.01
6	3001	iShares CSI A-Share Consumer Discretionary	42.38	6	3048	db x-trackers MSCI Brazil UCITS	-8.20
7	3132	C-Shares CSI Healthcare	40.57	7	3026	db x-trackers II Australian Dollar Cash UCITS	-4.66
8	3006	iShares CSI A-Share Infrastructure	38.46	8	3117	ETFS Physical Silver	-4.38
9	2841	iShares CSI A-Share Consumer Staples	38.45	9	2829	iShares CSI A-Share Financials	-4.03
10	3128	Hang Seng China A Industry Top	37.99	10	3081	Value Gold	-2.90

Note: ETF Market Perspective covers ETFs listed on HKEx's securities market. It does not cover the two ETFs that trade at HKEx under the pilot programme. Dual counters of an ETF are counted as one ETF. Market capitalisation statistics exclude SPDR Gold Trust. Performance statistics are based on the closing prices. For ETFs with dual counters, only the performance of the HKD counter is included. All data are as of month end.

All information contained herein is provided for reference only. While HKEx endeavours to ensure the accuracy, reliability and completeness of the information, neither it, nor any of its affiliate makes any warranty or representation, express or implied, or accept any responsibility or liability for, the accuracy, completeness, reliability or suitability of the information for any particular purpose. HKEx accepts no liability whatsoever to any person for any loss or damage arising from any inaccuracy or omission in the information or from any decision, action or non-action based on or in reliance upon the information.

The information does not, and is not intended to, constitute investment advice or a recommendation to make any kind of investment decision. Any person who intends to use the information or any part thereof should seek independent professional advice. Modification of the information in whole or in part, in any form or by any means are strictly prohibited without the prior written permission of HKEx.

ETF & Stock Investment Simulation Game 2015

Tertiary Student Section

Champion

A pair of round trip air tickets worth **HK \$10,000**

Sponsored by



First Runner-up

HK \$5,000 cash prize

Sponsored by



Second Runner-up

Apple iPad Air 2 16GB wifi version (gold)

Sponsored by



Third Runner-up

Go-Pro Camera (Hero4 silver)

Sponsored by



Fourth Runner-up

Apple Store Gift Card HK\$3,000

Sponsored by



Internship Awards

2 Internship Awards sponsored by China Asset Management (Hong Kong) Limited



1 Internship Award sponsored by Hong Kong Exchanges and Clearing Limited



Online Investment Simulation Game Website

<http://projects.etnet.com.hk/s/hkexgame2015>

(available online from 17 July 2015)

Enquiry : ET Net Limited - websales@etnet.com.hk

First Round: Online Investment Simulation Game

Date: 20 July – 14 August 2015

Final Round: Oral Presentation

Date: 12 September 2015

Organizer : **etnet** 經濟通

Main Sponsor : **HKE** HKE_x 香港交易所

Supporting Media : **The Standard** 英文虎報

Sponsors :

Diamond : **CSOP** 南方東英 ASSET MANAGEMENT

Platinum : **BMO** Exchange Traded Funds 交易所買賣基金

ChinaAMC 华夏基金

中華交易服務 **CHINA EXCHANGES SERVICES**

HANG SENG INDEXES 恒生指數

Vanguard

Gold : **KODEX ETF** SAMSUNG ASSET MANAGEMENT (HONG KONG) LIMITED 三星資產管理(香港)有限公司

TraHK Tracker Fund of Hong Kong

Value ETF Value Partners

Silver : **FRIDONTAL** 安富保羅 中銀保誠資產管理 BOC-Prudential Asset Management

HAITONG 海通國際

HORIZONS EXCHANGE TRADED FUNDS | **MIRAE ASSET** Global Investments (HK)

中国平安 中国平安资产管理(香港) PING AN OF CHINA ASSET MANAGEMENT (HONG KONG)

Bronze : **BOSERA FUNDS** 博时基金

耀才證券 BRIGHT SMART SECURITIES

CFSG 時富金融

CHINA Universal 匯添富資產管理(香港)有限公司 China Universal Asset Management (Hong Kong) Co., Ltd.

XIE Shares 瑞豐

FDRC 金融糾紛調解中心 FINANCIAL DISPUTE RESOLUTION CENTRE

廣發國際資產管理有限公司 GUANGFA INTERNATIONAL INVESTMENT MANAGEMENT LIMITED

南華金融控股有限公司 South China Financial Holdings Ltd.