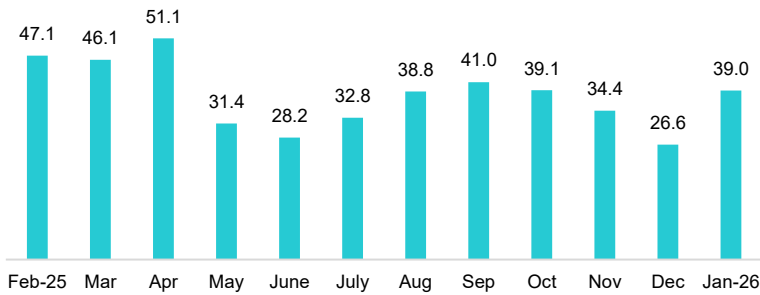


**Market highlights**

- Average daily turnover of ETFs and L&I Products in January 2026 was \$39.0 billion, up 47% from December 2025.
- CSOP Asset Management Limited issued CSOP Huatai-PineBridge CSI A500 ETF (3101); Boserá Asset Management (International) Co., Limited issued Galaxy Boserá MSCI China ASEAN Economic Linkage Select Index ETF (2805 / 82805 / 9805) on 28 January.
- Hang Seng Investment Management Limited issued Hang Seng Gold ETF (3170); Taikang Asset Management (Hong Kong) Company Limited issued Taikang Hong Kong HKD Money Market ETF (3457) and Taikang Hong Kong USD Money Market ETF (3176 / 9176) on 29 January.
- E Fund Management (Hong Kong) Co., Limited issued E Fund (HK) Solactive Global Gold Miner Select Index ETF (2824 / 82824 / 9824) on 30 January.

**Average Daily Turnover (ADT, in HK\$bn)**



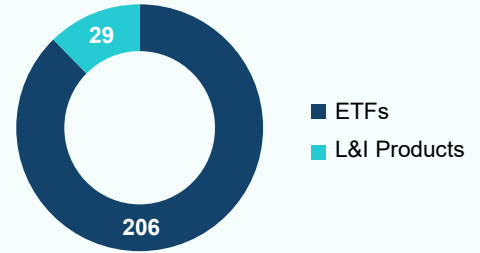
**ETFs in Stock Connect**

**List of eligible Southbound (SB) ETFs**

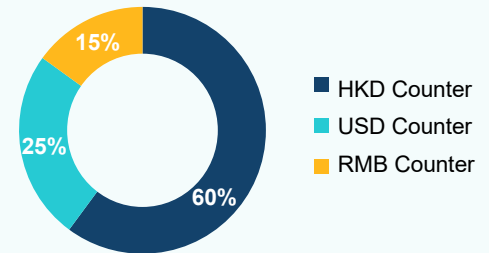
	Stock Code	Name	MC* (HK\$bn)
1	2800	Tracker Fund of Hong Kong	154.6
2	3033	CSOP Hang Seng TECH Index ETF	82.1
3	2828	Hang Seng China Enterprises Index ETF	43.1
4	2801	iShares Core MSCI China ETF	22.7
5	3067	iShares Hang Seng TECH ETF	18.8
6	3088	ChinaAMC Hang Seng TECH Index ETF	11.9
7	3432	CSOP MSCI HK China Connect Select ETF	11.7
8	3403	ChinaAMC HSI ESG ETF	11.0
9	3032	Hang Seng TECH Index ETF	7.0
10	3110	Global X Hang Seng High Dividend Yield ETF	4.8
11	3069	ChinaAMC Hang Seng Hong Kong Biotech Index ETF	4.2
12	2825	W.I.S.E. - CSI HK 100 Tracker	2.8
13	3115	iShares Core Hang Seng Index ETF	2.4
14	2837	Global X Hang Seng TECH ETF	1.7
15	3040	Global X MSCI China ETF	1.2
16	3070	Ping An of China CSI HK Dividend ETF	0.9
17	3174	CSOP China Healthcare Disruption Index ETF	0.9
18	3441	CSOP FTSE East-West Equity Select ETF	0.8
19	3442	CSOP Hang Seng HK-US TECH ETF	0.8
20	3037	CSOP Hang Seng Index ETF	0.7
21	3039	E Fund (HK) HSI ESG Enhanced Index ETF	0.7
22	3167	ICBC CSOP S&P New China Sectors ETF	0.6
23	3423	CMS Hang Seng Tech Index ETF	0.5

1 MC refers to market capitalization  
Source: HKEX, as of 31 January 2026

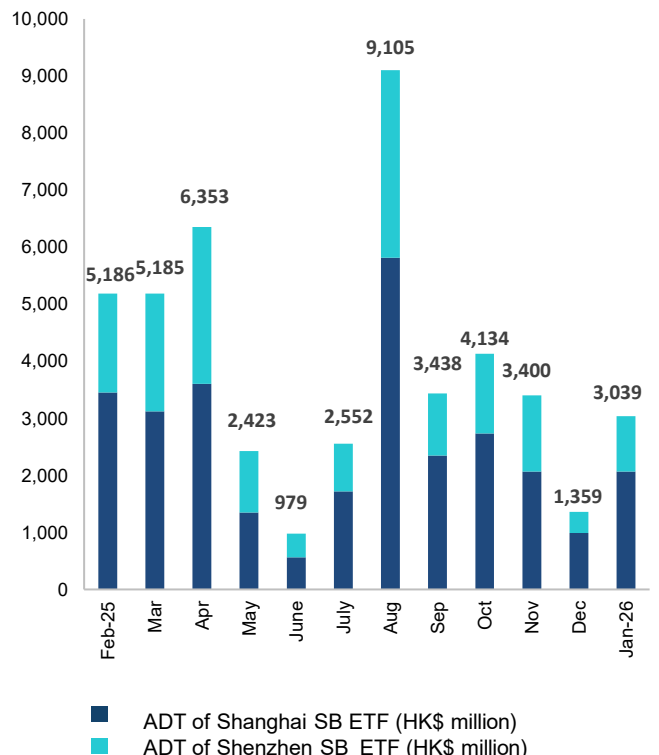
**Number of HKEX ETPs**



**Percentage of HKEX ETPs Multiple Counters**



**Southbound ETF ADT (buy + sell)**



■ ADT of Shanghai SB ETF (HK\$ million)  
■ ADT of Shenzhen SB ETF (HK\$ million)

## Newly listed products

### CSOP Huatai-PineBridge CSI A500 ETF (3101)

#### Investment objective

The ETF aims to provide investment results that, before deduction of fees and expenses, closely correspond to the performance of the CSI A500 Index.

The new product is a feeder ETF which tracks an SSE-listed master fund investing in a **diverse mix of large-cap Chinese companies**.

#### Key information

Issuer	CSOP Asset Management Limited
Fund size as of end-Jan	RMB60.64M
Listing Date	28 Jan 2026
Benchmark	CSI A500 Index
Trading currency	HKD
NAV as of end-Jan	HK\$7.92
Closing price as of end-Jan	HK\$7.93
Lot size	100
Ongoing charges figure	2.0%

### Galaxy Bosera MSCI China ASEAN Economic Linkage Select Index ETF (2805 / 82805 / 9805)

#### Investment objective

The ETF aims to provide investment results that, before deduction of fees and expenses, closely correspond to the performance of the MSCI China ASEAN Economic Linkage Select Index.

The new product seeks to tap the potential of the strengthening **economic ties between ASEAN and the Chinese Mainland**.

#### Key information

Issuer	Bosera Asset Management (International) Co., Limited
Fund size as of end-Jan	HK\$421.64M
Listing Date	28 Jan 2026
Benchmark	MSCI China ASEAN Economic Linkage Select Index
Trading currency	HKD / RMB / USD
NAV as of end-Jan	HK\$9.94
Closing price as of end-Jan	HK\$9.98
Lot size	100
Ongoing charges figure	0.8%

### Hang Seng Gold ETF (3170)

#### Investment objective

The investment objective of the ETF is to provide investment results that, before fees and expenses, closely correspond to the performance of the LBMA Gold Price AM.

The new product expands Hong Kong's physical gold ETF lineup and provide investors with a new tool to **gain exposure to gold conveniently**.

#### Key information

Issuer	Hang Seng Investment Management Limited
Fund size as of end-Jan	US\$28.05M
Listing Date	29 Jan 2026
Benchmark	LBMA Gold Price AM
Trading currency	HKD
NAV as of end-Jan	HK\$15.93
Closing price as of end-Jan	HK\$16.32
Lot size	50
Ongoing charges figure	0.4%

## Newly listed products

### Taikang Hong Kong HKD Money Market ETF (3457)

#### Investment objective

The ETF's objective is to invest in short-term deposits and high-quality money market instruments. It seeks to achieve a return in HKD in line with prevailing money market rates in Hong Kong.

The new money market ETF provides an **efficient solution for cash management**, combining liquidity, stability, and yield.

#### Key information

Issuer	Taikang Asset Management (Hong Kong) Company Limited
Fund size as of end-Jan	HK\$0.50M
Listing Date	29 Jan 2026
Benchmark	-
Trading currency	HKD
NAV as of end-Jan	HK\$1,000.07
Closing price as of end-Jan	HK\$1,001.00
Lot size	1
Ongoing charges figure	0.25%

### Taikang Hong Kong USD Money Market ETF (3176 / 9176)

#### Investment objective

The ETF's objective is to invest in short-term deposits and high-quality money market instruments. It seeks to achieve a return in USD in line with prevailing money market rates.

The new money market ETF provides an **efficient solution for cash management**, combining liquidity, stability, and yield.

#### Key information

Issuer	Taikang Asset Management (Hong Kong) Company Limited
Fund size as of end-Jan	US\$0.10M
Listing Date	29 Jan 2026
Benchmark	-
Trading currency	HKD / USD
NAV as of end-Jan	HK\$7,807.56
Closing price as of end-Jan	HK\$7,804.00
Lot size	1
Ongoing charges figure	0.25%

### E Fund (HK) Solactive Global Gold Miner Select Index ETF (2824 / 82824 / 9824)

#### Investment objective

The ETF aims to provide investment results that, before deduction of fees and expenses, closely correspond to the performance of the Solactive Global Gold Miner Select Index.

The ETF tracks leading gold miners across developed markets, offering **diversified exposure to the gold industry chain**.

#### Key information

Issuer	E Fund Management (Hong Kong) Co., Limited
Fund size as of end-Jan	HK\$897.82M
Listing Date	30 Jan 2026
Benchmark	Solactive Global Gold Miner Select Index (net total return)
Trading currency	HKD / RMB / USD
NAV as of end-Jan	HK\$13.40
Closing price as of end-Jan	HK\$13.20
Lot size	100
Ongoing charges figure	1.4%

# ETF performance

## 10 best performing ETPs in January 2026

	Stock Code	Name	Monthly Return (%)
1	2848	Xtrackers MSCI Korea UCITS ETF	29.43
2	83168	Hang Seng RMB Gold ETF	20.23
3	3119	Global X Asia Semiconductor ETF	19.92
4	3081	Value Gold ETF	19.39
5	2840	SPDR Gold Trust	19.31
6	3132	Samsung Bloomberg Global Semiconductor ETF	18.74
7	3401	Global X AI Infrastructure ETF	16.87
8	3191	Global X China Semiconductor ETF	16.64
9	3431	CSOP FTSE HK-Korea Tech+ Index ETF	16.35
10	3104	Global X Emerging Markets Asia Active ETF	14.53

## 3 best single-day returns in L&I products in January 2026

	Stock Code	Name	Date	Single-Day Change (%)
1	7399	CSOP MicroStrategy Daily (-2x) Inverse Product	1/30/2026	24.29%
2	7709	CSOP SK Hynix Daily (2x) Leveraged Product	1/28/2026	20.95%
3	7799	CSOP MicroStrategy Daily (2x) Leveraged Product	1/14/2026	17.38%

HKEX ETP  
website



HKEX ETP  
tax calculator



HKEX ETP  
education & resources



### Note

- Financial figures are expressed in Hong Kong dollars. L&I stands for Leveraged and Inverse.
- ETF and L&I Product Market Perspective covers all ETFs and L&I Products listed on HKEX's securities market. Multiple counters of an ETF / L&I Product are counted as one ETF / L&I Product. Performance statistics cover all listed ETFs and are based on the closing prices. For ETFs with multiple counters, only the performance of the Hong Kong dollar counter is included. All data are as of quarter end.
- Past performance is not an indicator for future performance.
- Due to rounding, numbers presented in this document may not add up precisely to the totals provided.

### Disclaimer

The information contained in this document is for general informational purposes only and does not constitute an offer, solicitation or recommendation to buy or sell any securities or to provide any investment advice or service of any kind. HKEX and/or its subsidiaries endeavour to ensure the accuracy and reliability of the information provided, but do not guarantee its accuracy and reliability and accept no liability (whether in tort or contract or otherwise) for any loss or damage arising from any inaccuracy or omission or from any decision, action or non-action based on or in reliance upon information contained in this document.

### Hong Kong Exchanges and Clearing Limited

8/F, Two Exchange Square, 8 Connaught Place, Central, Hong Kong  
info@hkex.com.hk (t) +852 2522 1122 | (f) +852 2295 3106 hkexgroup.com | hkex.com.hk  
ETFs@hkex.com.hk | LIProducts@hkex.com.hk | hkex.com.hk/ETP

