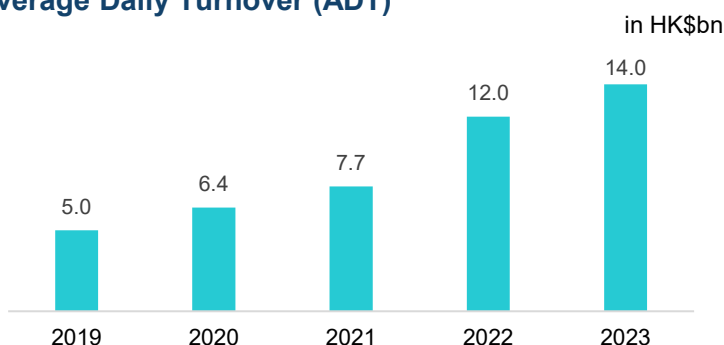


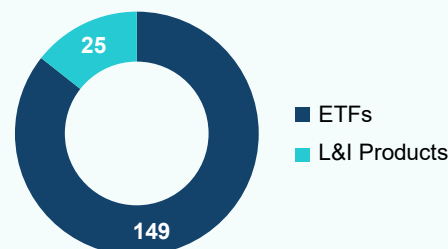
Market highlights

- On 22 December 2023, the SFC allowed the listing of spot Virtual Assets ETFs in HK ([circular](#)).
- HK ETP market record high ADT of HK\$14.0bn in 2023.
- 5 new ETF listings in Q4 2023:
 - Global X Asia USD Investment Grade Bond ETF (3075 / 9075) listed on 12 October 2023.
 - Global X China Little Giant ETF (2815) listed on 20 November 2023.
 - Global X Innovative Bluechip Top 10 ETF (3422) and Global X Japan Global Leaders ETF (3150) listed on 24 November 2023.
 - CSOP Saudi Arabia ETF (2830 / 82830) listed on 29 November 2023.

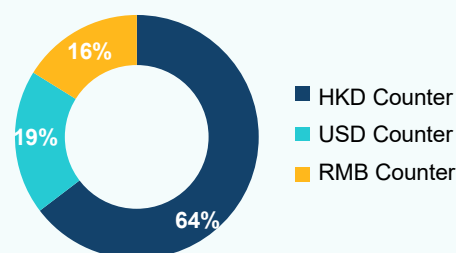
Average Daily Turnover (ADT)



Number of HKEX ETPs



Percentage of HKEX ETPs Multiple Counters

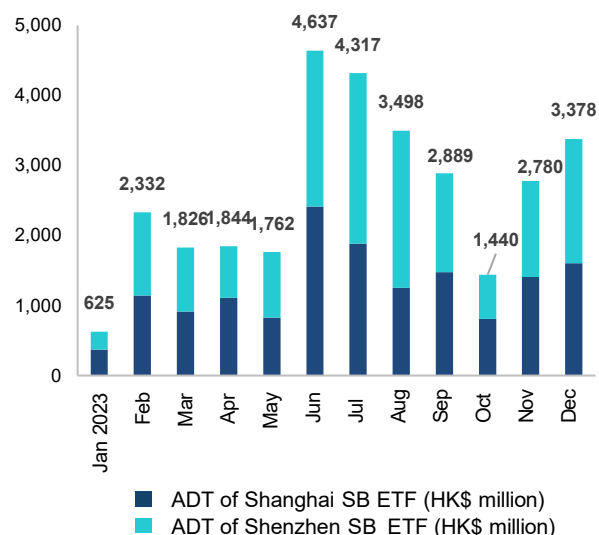


ETFs in Stock Connect

List of eligible Southbound (SB) ETFs

	Stock Code	Name	Market cap (HK\$bn)
1	2800	Tracker Fund of Hong Kong	129.1
2	2828	Hang Seng China Enterprises Index ETF	31.4
3	3033	CSOP Hang Seng TECH Index ETF	29.8
4	3067	iShares HS TECH ETF	9.7
5	2837	Global X Hang Seng TECH ETF	3.4
6	3032	Hang Seng TECH Index ETF	2.6
7	3088	ChinaAMC Hang Seng TECH Index ETF	2.0
8	3037	CSOP Hang Seng Index ETF	1.2

SB ETF ADT (buy + sell)



Newly listed products

Global X Asia USD Investment Grade Bond ETF (3075 / 9075)

Investment objective

The ETF aims to provide investment results that, before fees and expenses, closely correspond to the performance of the Bloomberg Asia ex Japan USD Investment Grade Bond Index.

The underlying index is designed to track the performance of **fixed-rate USD-denominated government-related and corporate debt** of the Asia ex-Japan region with remaining years to maturity of at least 1 year.

Key information

Issuer	Mirae Asset Global Investments (Hong Kong) Limited
Fund size as of end-Dec	US\$19.66M
Listing Date	12 Oct 2023
Benchmark	Bloomberg Asia ex Japan USD Investment Grade Bond Index
Trading currency	HKD
NAV as of end-Dec	HK\$57.86
Closing price as of end-Dec	HK\$58.24
Lot size	50
Ongoing charges figure	0.35%

Global X China Little Giant ETF (2815)

Investment objective

The ETF invests in Little Giants, which are companies selected by the Chinese government with special product offerings and know-how. Little Giants receive fiscal, taxation and financing support from the authorities.

The ETF provides investors with access to **mid/small-sized companies in strategic sectors** such as semiconductors, advanced manufacturing, pharmaceuticals and clean energy.

Key information

Issuer	Mirae Asset Global Investments (Hong Kong) Limited
Fund size as of end-Dec	RMB28.47M
Listing Date	20 Nov 2023
Benchmark	Solactive China Little Giant Index
Trading currency	HKD
NAV as of end-Dec	HK\$53.08
Closing price as of end-Dec	HK\$53.46
Lot size	50
Ongoing charges figure	0.68%

Global X Innovative Bluechip Top 10 ETF (3422)

Investment objective

The ETF enables investors to access 10 mega-cap blue-chip stocks worldwide that specialise in cutting-edge areas, including AI, semiconductors, electric vehicles and biotech.

Mega-cap companies have **advantages in megatrend technologies** as substantial capital expenditures are required for tech development.

Key information

Issuer	Mirae Asset Global Investments (Hong Kong) Limited
Fund size as of end-Dec	US\$3.61M
Listing Date	24 Nov 2023
Benchmark	Mirae Asset Global Innovative Bluechip Top 10 Index
Trading currency	HKD
NAV as of end-Dec	HK\$54.75
Closing price as of end-Dec	HK\$55.10
Lot size	50
Ongoing charges figure	0.68%

Newly listed products (cont'd)

Global X Japan Global Leaders ETF (3150)

Investment objective

The ETF enables investors to access the growth potential of Japanese companies that have a global presence by investing in 20 large export leaders listed in Japan.

Japan is home to some of the world's largest **high-end manufacturers** that produce consumer electronics, computers, consumer vehicles, semiconductors, medical devices, etc.

Key information

Issuer	Mirae Asset Global Investments (Hong Kong) Limited
Fund size as of end-Dec	JPY174.91M
Listing Date	24 Nov 2023
Benchmark	FactSet Japan Global Leaders Index
Trading currency	HKD
NAV as of end-Dec	HK\$55.43
Closing price as of end-Dec	HK\$55.50
Lot size	50
Ongoing charges figure	0.68%

CSOP Saudi Arabia ETF (2830 / 82830)

Investment objective

The ETF is the world's largest and Asia's first Saudi Arabia ETF, offering global and regional investors unique Middle East exposure in Hong Kong.

The ETF enables investors to unlock investment prospects in **one of the world's fastest-growing major economies** via Saudi Arabia's equity market.

Key information

Issuer	CSOP Asset Management Limited
Fund size as of end-Dec	SAR4.05B (~HK\$8.32B)
Listing Date	29 Nov 2023
Benchmark	FTSE Saudi Arabia Index (net total return version)
Trading currency	HKD
NAV as of end-Dec	HK\$83.03
Closing price as of end-Dec	HK\$83.38
Lot size	10
Ongoing charges figure	1.2%

* Calculated as the annualized sum of the yield to maturity of each instrument in the ETF portfolio multiplied by the weight of the instruments, for the period from 29 Jun 2023 to 18 Jul 2023 (before fees and expenses of the ETF)

ETF performance

10 best performing ETFs in Q4 2023

	Stock Code	Name	Quarterly Return (%)
1	3112	Pando Blockchain ETF	65.95
2	3171	Samsung Blockchain Technologies ETF	61.50
3	3135	Samsung Bitcoin Futures Active ETF	49.73
4	3066	CSOP Bitcoin Futures ETF	49.53
5	3068	CSOP Ether Futures ETF	34.56
6	3185	Global X FinTech ETF	22.89
7	3132	Samsung Bloomberg Global Semiconductor ETF	22.55
8	3076	Fubon ICE FactSet Taiwan Core Semiconductor Index ETF	19.32
9	3119	Global X Asia Semiconductor ETF	19.10
10	3056	Pando Innovation ETF	22.89

3 best single-day returns in L&I products in Q4 2023

	Stock Code	Name	Date	Single-Day % Change
1	7505	CSOP US Large Oil & Gas Co. Daily (-2x) Inverse Product	10/03/2023	10.10%
2	7252	CSOP CSI Brokerage Index Daily (2x) Leveraged Product	11/06/2023	9.16%
3	7552	CSOP Hang Seng TECH Index Daily (-2x) Inverse Product	12/22/2023	8.82%

HKEX ETP
website



HKEX ETP
tax calculator



HKEX ETP
education & resources



Note

- Financial figures are expressed in Hong Kong dollars. L&I stands for Leveraged and Inverse.
- ETF and L&I Product Market Perspective covers all ETFs and L&I Products listed on HKEX's securities market. Multiple counters of an ETF / L&I Product are counted as one ETF / L&I Product. Performance statistics cover all listed ETFs and are based on the closing prices. For ETFs with multiple counters, only the performance of the Hong Kong dollar counter is included. All data are as of quarter end.
- Past performance is not an indicator for future performance.
- Due to rounding, numbers presented in this document may not add up precisely to the totals provided.

Disclaimer

The information contained in this document is for general informational purposes only and does not constitute an offer, solicitation or recommendation to buy or sell any securities or to provide any investment advice or service of any kind. HKEX and/or its subsidiaries endeavour to ensure the accuracy and reliability of the information provided, but do not guarantee its accuracy and reliability and accept no liability (whether in tort or contract or otherwise) for any loss or damage arising from any inaccuracy or omission or from any decision, action or non-action based on or in reliance upon information contained in this document.

Hong Kong Exchanges and Clearing Limited

8/F, Two Exchange Square, 8 Connaught Place, Central, Hong Kong
info@hkex.com.hk (t) +852 2522 1122 | (f) +852 2295 3106 hkexgroup.com | hkex.com.hk
ETFs@hkex.com.hk | LIProducts@hkex.com.hk | hkex.com.hk/ETP

