

ETF taxation report for investors

Singapore

September 2021



Commissioned by:



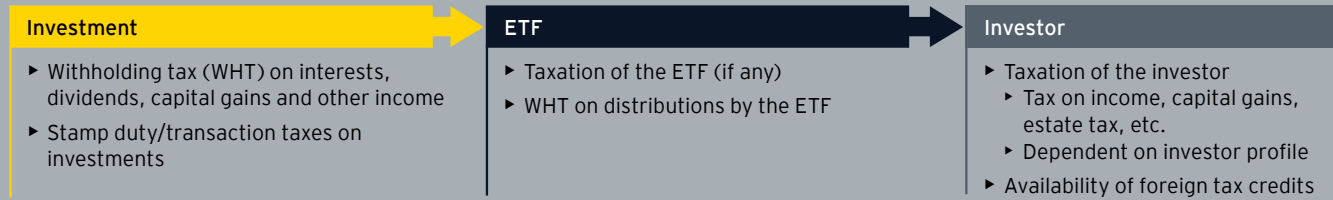
Introduction

Exchange Traded Funds (ETFs) continue to gain popularity by investors as an efficient mechanism to gain a broad array of desired market access. While return on investment (ROI) is a key priority, costs play an important role in maximizing ROI. One significant yet lesser understood cost with investing in ETFs is taxation. This is especially true for any cross-border investments which are normally subject to multiple instances of taxation.

In this Report, EY teams examine the impact of different types of ETFs on Singapore-based investor returns across key markets, ETF types and domiciles.

Multiple instances of taxation on ETFs

An investor's ETF returns can generally be subject to tax at three levels:



The extent of tax costs will vary widely depending on:

- 1 Domicile of the investor
- 2 Domicile and type of ETF*
- 3 Jurisdiction of the underlying portfolio investments

*Especially important because this should have an impact on the following:

- ▶ The applicable WHT rate at both the investment and investor levels
- ▶ The applicable taxes at the ETF level
- ▶ Access to any available tax treaty benefits

Types of ETFs compared

Common forms of ETFs compared in this Report include the following:

- ▶ Hong Kong ETF is a Hong Kong unit trust authorized by the Securities and Futures Commission of Hong Kong.
- ▶ The Irish ETF is an Irish Collective Asset-management Vehicle (ICAV) authorized as an Undertaking for Collective Investment in Transferable Securities (UCITS).
- ▶ Luxembourg ETF is a capital company constituted as a Société d'Investissement à Capital Variable (SICAV)/Société d'Investissement à Capital Fixe (SICAF).
- ▶ US ETF is a Regulated Investment Company and satisfies specific requirements.
- ▶ Singapore ETF is a unit trust authorized under Section 286 of the Securities and Futures Act, Chapter 289 of Singapore.

General basis of preparation

1. This Report is general in nature.
2. It does not consider any transfer taxes such as stamp duty.
3. It considers only income tax/WHT effect on dividend and interest income received by the ETFs, and excludes capital gains tax or tax on trading profits/losses.
4. The distribution from ETFs are considered to be normal dividend and/or distribution (practically subject to local variances).
5. All investors are institutional corporate investors and tax residents in their domicile location(s), and subject to standard corporate income tax rate. Individual circumstances have not been considered.
6. To the extent domestic unilateral tax credit is available and considered, it is assumed that the necessary criteria are satisfied and the available tax credit will be within the prescribed limit.
7. Some jurisdictions may have regulatory restrictions on cross-border investments. Investors should seek separate legal and regulatory advice in this regard as this Report focuses solely on the potential tax implications of investing into different types of ETFs.
8. It does not consider any EU non-discrimination directives or relevant rules.

Application of reduced tax treaty rates

1. We have assumed the following minimum conditions for tax treaty eligibility are met:
 - ▶ ETFs are assumed to be the tax residents in their domicile and are able to obtain certificates of residence from their respective local tax authorities**.
 - ▶ ETFs are assumed to be regarded as beneficial owner of the income.
 - ▶ ETFs are assumed to hold less than 5% of the total share capital of a single investment.

2. Ultimately, the ability to claim tax treaty benefits by ETFs and investors depends on each of their individual facts and circumstances in meeting the prescribed conditions under the relevant tax treaty provisions or domestic laws for domestic relief (if any). This is also subject to the practices of ETF sponsors, withholding agents and the local tax authorities in each jurisdiction. Each investor should consult its own tax advisor regarding the specific requirements to qualify for tax treaty benefits under the relevant tax treaties.
3. Indian Finance Act, 2020 abolished dividend distribution tax and replaced it with a new regime where dividend is taxed in the hands of the recipients from 1 April 2020 by way of withholding. In consideration of treaty benefits, it is assumed that foreign ETFs investing into India are not a fiscally transparent entity, Indian general anti-avoidance rule is not triggered and other treaty conditions are met. In practice, Irish and Luxembourg ETFs may have difficulty to enjoy the treaty benefits and thus no treaty benefits are considered for them.
4. The Government Regulation No 9/2021 in Indonesia reduced the statutory corporate bond interest paid to all non-resident holders from 20% to 10% (or the applicable tax treaty rate, if lower) for interest income received on or after 2 August 2021. Since the cut-off date for data in this Report is 30 June 2021, the captioned change has not been reflected.

**Singapore ETF may have practical challenges in obtaining a certificate of residence from local tax authorities.

Other jurisdiction-specific assumptions

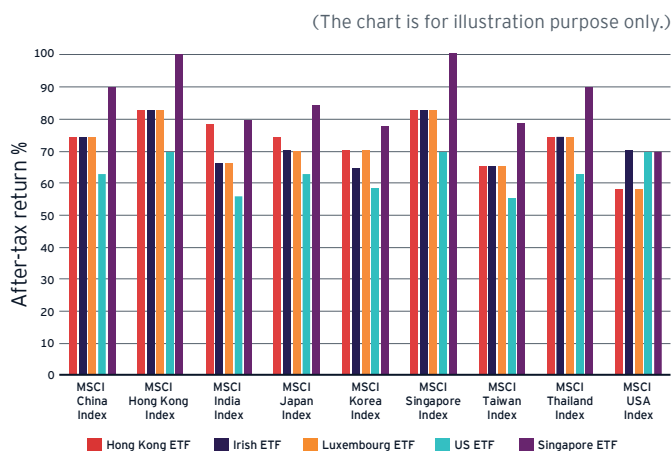
1. The Irish ETF principal class of shares is substantially and regularly traded on a recognized stock exchange.
2. All US-sourced dividends are considered ordinary dividends for US federal income tax (US Tax) purposes.
3. All US-sourced government and corporate interests qualify for the portfolio debt exemption under section 881(c) of the US Internal Revenue Code of 1986, as amended and currently in effect, for US Tax purposes.
4. Foreign ETF distributions will be remitted or deemed remitted to Singapore.
5. The Singapore government bond and Singapore corporate bonds are Qualifying Debt Securities.
6. The underlying investments exclude stocks and shares of/foreign corporate bonds issued by an unlisted company that is in the business of trading or holding of Singapore immovable properties (other than one that is in the business of property development).
7. Singapore ETF is granted the Enhanced-Tier fund tax exemption scheme and is not subject to corporate income tax in Singapore.

This Report is prepared for informational purposes and supported by the ETF Tax Calculator. It sets out the key summary of the preparation basis as well as underlying assumptions. For more details, please visit: www.hkex.com.hk/ETFTaxCalculator.

Singapore investor after-tax returns compared

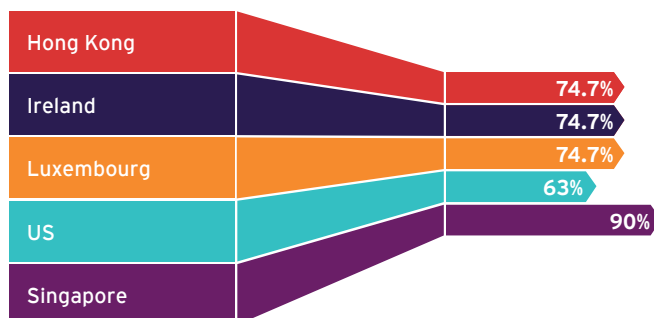
Figures 1 to 3 below depict the percentage of expected after-tax return for institutional corporate investors from investing into different domiciled ETFs which seek to track the investment results of the same selected equity/fixed income index. It is assumed that different domiciled ETFs tracking the same index would generate the same ETF distribution before all level of taxes***. The illustrative diagram provides further illustration on an example index in Figure 1.

Figure 1. Single market equity indices****



Illustrative diagram for MSCI China Index (Figure 1)

For Singapore investors, by investing in MSCI China Index through a Hong Kong ETF, the after-tax return from ETF distribution should be 74.7% of the ETF distribution before all level of taxes***, versus 63.0% using a US ETF.



***This includes portfolio level, ETF level and investor level, and does not take into account any fees to intermediates.

Figure 2. World/regional equity indices****

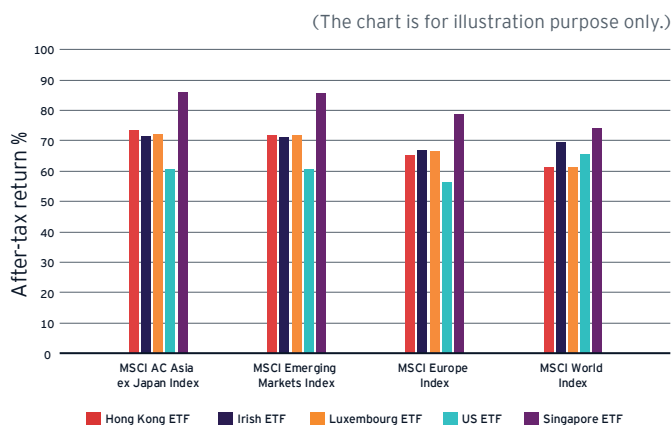
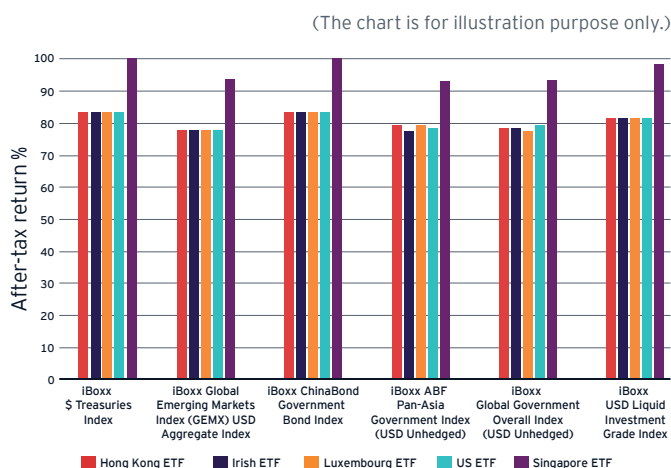


Figure 3. Fixed income indices****



**** This Report is prepared based on the index constituents data and the applicable tax rates as of 30 June 2021. The index constituents data is provided by MSCI and IHS Markit respectively. For MSCI indices, the jurisdiction classification is generally determined by the company's location of incorporation and the primary listing of its securities. For IHS Markit indices, the jurisdiction weight is based on the jurisdiction where the issuer is exposed to. EY and HKEX are not responsible for independently verifying or validating the source data.

Consider total cost of ownership (TCO) including tax

This Report provides evidence that significant differences can arise in after-tax returns for ETFs domiciled in different jurisdictions. However, tax should not be the only consideration in ETF selection. Investors should evaluate ETF investment costs in the context of the TCO, including but not limited to bid-ask spread, broker commissions, total expense ratio and taxation. For more details about TCO, please read the *ETF Total Cost of Ownership primer* in the HKEX ETF webpage.

Why Hong Kong ETFs?

Hong Kong domiciled ETFs have traditionally been recognized for their unique access to the domestic market of Mainland China. However, with the HKEX now carrying more than 140 ETFs and Leveraged and Inverse Products representing a wide range of global products, investors now have an enhanced ability to use Hong Kong ETFs to achieve their desired market exposures.

Furthermore, Hong Kong's ETF market, as a regional issuing and trading hub of ETFs, is seeing deepening liquidity driven by a continuously enhancing market structure. This translates into narrower bid-ask spread and lower trading cost for investors seeking to gain exposure to Asia and beyond via Hong Kong ETFs.

Investors can also benefit from lower tracking difference, which is a component of TCO, by trading Asia underlyings in the Asian time zone with Hong Kong ETFs as they can react to events occurring in Asia more timely.

Hong Kong ETFs may offer a tax-efficient, low-cost vehicle for investors to access a diverse range of asset classes and markets.

To learn more about Hong Kong ETFs, please visit the HKEX ETF webpage www.hkex.com.hk/etp.

To see the after-tax returns comparison on more indices, please visit: www.hkex.com.hk/ETFTaxCalculator.

Contact EY teams



Elliott Shadforth
EY Asia-Pacific Wealth & Asset Management Sector Leader, Ernst & Young
+61 2 9248 4546
elliott.shadforth@au.ey.com



Rohit Narula
EY Asia-Pacific FSO International Tax & Transaction Services Leader
Ernst & Young Tax Services Limited
+852 2629 3549
rohit.narula@hk.ey.com



Stephen Bruce
Partner, Head of Singapore Financial Services Tax Group
Ernst & Young Solutions LLP
+65 6309 6111
stephen.bruce@sg.ey.com




Ming Lam
Director, Financial Services Tax
Ernst & Young Tax Services Limited
+852 2849 9265
ming.lam@hk.ey.com



May Tay
Partner, Financial Services Tax, EY Corporate Advisors Pte. Ltd.
+65 6505 2410
may.tay@sg.ey.com

Contact HKEX



Brian Roberts
Head of Exchange Traded Products, Hong Kong Exchanges and Clearing Limited
+852 2840 3396
brianroberts@hkex.com.hk

HKEX Disclaimer

The information contained in this document is for general informational purposes only and does not constitute an offer, solicitation, invitation or recommendation to buy or sell any securities or other products or to provide any investment advice or service of any kind. This document is solely intended for distribution to and use by professional investors. This document is not directed at, and is not intended for distribution to or use by, any person or entity in any jurisdiction or country where such distribution or use would be contrary to law or regulation or which would subject Hong Kong Exchanges and Clearing Limited, The Stock Exchange of Hong Kong Limited ("SEHK") (together, the "Entities", each an "Entity"), or any of their affiliates, or any of the companies that they operate, to any registration requirement within such jurisdiction or country.

No section or clause in this document may be regarded as creating any obligation on the part of any of the Entities. Rights and obligations with regard to the trading, clearing and settlement of any securities effected on SEHK shall depend solely on the applicable rules of SEHK and the relevant clearing house, as well as the applicable laws, rules and regulations of Hong Kong.

The information contained in this document is produced by Ernst & Young Tax Services Limited, MSCI Limited and IHS Markit and neither of the Entities is responsible for the content or guarantees the accuracy, validity, timeliness or completeness of the information or data, and the Entities and the companies that they operate shall not accept any responsibility for, or be liable for, errors, omissions or other inaccuracies in the information or for the consequences thereof. The information set out in this document is provided on an "as is" and "as available" basis and may be amended or changed. It is not a substitute for professional advice which takes account of your specific circumstances and nothing in this document constitutes legal advice. Neither of the Entities shall be responsible or liable for any loss or damage, directly or indirectly, arising from the use of or reliance upon any information provided in this document.

Additional information for persons in Singapore

The only persons in Singapore which this document is intended to be distributed are: (a) "Accredited Investors" as defined in section 4A(1)(a) of the Securities and Futures Act, Chapter 289 of Singapore (the "SFA") and regulation 2 of the Securities and Futures (Classes of Investors) Regulations 2018 or (b) "Institutional Investors" as defined in section 4A(1)(c) of the SFA and regulation 4 of the Securities and Futures (Classes of Investors) Regulations 2018.

MSCI Disclaimer

The MSCI information may not be reproduced or disseminated in any form and may not be used as a basis for or a component of any financial instruments or products or indices. None of the MSCI information is intended to constitute investment advice or a recommendation to make (or refrain from making) any kind of investment decision and may not be relied on as such. Historical data and analysis should not be taken as an indication or guarantee of any future performance analysis, forecast or prediction. The MSCI information is provided on an "as is" basis and the user of this information assumes the entire risk of any use made of this information. MSCI, each of its affiliates and each other person involved in or related to compiling, computing or creating any MSCI information (collectively, the "MSCI Parties") expressly disclaims all warranties (including, without limitation, any warranties of originality, accuracy, completeness, timeliness, non-infringement, merchantability and fitness for a particular purpose) with respect to this information. Without limiting any of the foregoing, in no event shall any MSCI Party have any liability for any direct, indirect, special, incidental, punitive, consequential (including, without limitation, lost profits) or any other damages. (www.msci.com)

EY | Building a better working world

EY exists to build a better working world, helping to create long-term value for clients, people and society and build trust in the capital markets.

Enabled by data and technology, diverse EY teams in over 150 countries provide trust through assurance and help clients grow, transform and operate.

Working across assurance, consulting, law, strategy, tax and transactions, EY teams ask better questions to find new answers for the complex issues facing our world today.

EY refers to the global organization, and may refer to one or more, of the member firms of Ernst & Young Global Limited, each of which is a separate legal entity. Ernst & Young Global Limited, a UK company limited by guarantee, does not provide services to clients, nor does it own or control any member firm or act as the headquarters of any member firm. Information about how EY collects and uses personal data and a description of the rights individuals have under data protection legislation are available via ey.com/privacy. EY member firms do not practice law where prohibited by local laws. For more information about our organization, please visit ey.com.

© 2021 EYGM Limited.

All Rights Reserved.

EYG no. 007469-21Gbl

BMC Agency
GA 141224636

ED None

ey.com

About HKEX

HKEX is one of the world's major exchange groups, and operates a range of equity, commodity, fixed income and currency markets. HKEX is the world's leading IPO market and as Hong Kong's only securities and derivatives exchange and sole operator of its clearing houses, it is uniquely placed to offer regional and international investors access to Asia's most vibrant markets.

HKEX is also the global leader in metals trading, through its wholly owned subsidiaries, The London Metal Exchange (LME) and LME Clear Limited. This commodity franchise was further enhanced with the launch of Qianhai Mercantile Exchange (QME), in China, in 2018.

HKEX launched the pioneering Shanghai-Hong Kong Stock Connect programme in 2014, further expanded with the launch of Shenzhen Connect in 2016, and the launch of Bond Connect in 2017.

There are more than 140 ETFs and Leveraged & Inverse Products listed in Hong Kong, providing access to a range of asset classes, markets and strategies. As Asia's ETF marketplace, HKEX offers diverse, liquid and tax efficient product offerings during Asian trading hours.

www.hkex.com.hk/ETP

IHS Markit Disclaimer

Neither IHS Markit, its Affiliates nor any third-party data provider makes any warranty, express or implied, as to the accuracy, completeness or timeliness of the data, content, information or materials contained herewith nor as to the results to be obtained by recipients of such data, content, information or materials. Neither IHS Markit, its Affiliates nor any data provider has sponsored, endorsed, promoted or approved any of the data, content, information or materials contained herein. Neither IHS Markit, its Affiliates nor any data provider shall in any way be liable to any recipient of the data, content, information or materials for any inaccuracies, errors or omissions in any data, content, information or materials contained herewith (regardless of whether such data, content, information or materials is the property of IHS Markit), regardless of cause, or for any damages (whether direct or indirect) resulting therefrom.

IHS Markit has no obligation to update, modify or amend the data, content, information or materials or to otherwise notify a recipient thereof in the event that any matter stated herein changes or subsequently becomes inaccurate.

Without limiting the foregoing, IHS Markit, its Affiliates, or any third party data provider shall have no liability whatsoever to you, whether in contract (including under an indemnity), in tort (including negligence), under a warranty, under statute or otherwise, in respect of any loss or damage suffered by you as a result of or in connection with any opinions, recommendations, forecasts, judgments, or any other conclusions, or any course of action determined, by you or any third party, whether or not based on the data, content, information or materials contained herein.

Copyright © 2021, Markit Indices GmbH

EY Disclaimer

This Report has been prepared for general information purpose only and is not intended to be relied upon as accounting, tax, legal or other professional advice. Please refer to your advisors for specific advice. In preparation or updating of the information of this Report, EY has relied upon underlying data on a specific date (as indicated in this Report) and applicable prevailing tax regulations, interpretations and practices of the domicile of investors as at the time the information of this Report is being prepared and updated. Proposed and recently enacted changes or amendments in the relevant local tax regulations, interpretations and practices may not be timely captured and reflected in this Report. EY is not responsible for the accuracy, validity and completeness of other parties' data and the results produced by this Report.

No duty of care is owed by EY to any recipient of this Report in respect of any use that such recipient may make of this Report. No claim or demand or any actions or proceedings may be brought against EY arising from or connected with the contents of this Report or provision of this Report to any recipient. No reliance may be placed upon this Report or any of its contents by any recipient of this Report for any purpose. A recipient must make and rely on their own enquiries in relation to the issues to which this Report relates, the contents of this Report and all matters arising from or relating to or in any way connected with this Report or its contents.

EY makes no representations as to the appropriateness, accuracy or completeness of this Report for any recipient's purposes.