

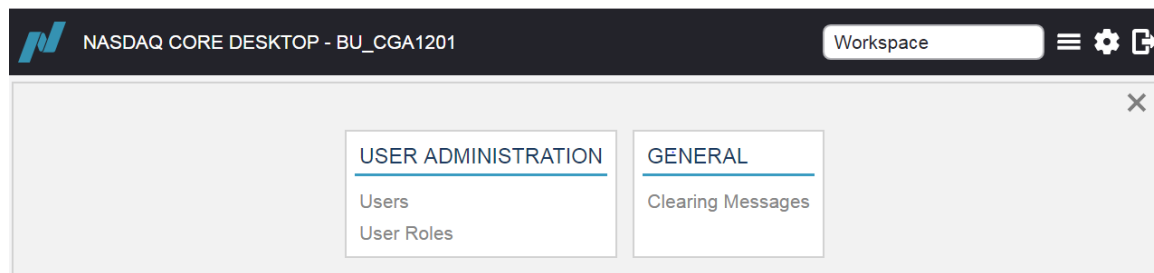
## 8 DCASS Security Administration

Clearing Participants can make use of the DCASS security features to manage passwords and access rights of their DCASS Online users.

### 8.1 DCASS Administrator

Each Clearing Participant will be assigned with one DCASS Administrator user.

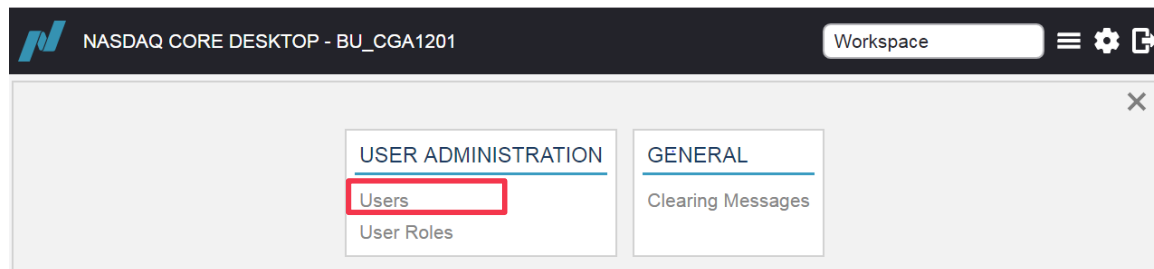
When login as a DCASS Administrator, the following categories and views will be available:



### 8.2 User Administration

DCASS Administrator can reset password, and edit user profile via the “Users” view

To access the “Users” view, select “Users” from the “User Administration” category



Click 🔍 to show all users as follows.

Users					0 rows	⚙️	☰	✕
USER NAME	PARTICIPANT	STATUS	USER ROLE	INFO				

Users <input type="text"/>					4 rows				
USER NAME	PARTICIPANT	STATUS	USER ROLE	INFO					
BU_CGA1102	CGA1	Active	BO_ALL	Access to all menus					
BU_CGA1103	CGA1	Active	BO_ALL	Access to all menus					
BU_CGA1104	CGA1	Active	BO_ALL	Access to all menus					
BU_CGA1201	CGA1	Active	BO_ADM	BOPC Administrator					

**List Columns**

Field	Description
Participant	The participant the user belongs to
User Name	The user id of the DCASS Online user.
Info	Free text to describe the user. Max 32 characters
User Role	The user profile (User Role) the user is connected to.
Status	Status of the user:  Active        being a valid user Suspended   being suspended; unable to access DCASS Online

The following columns are not applicable to DCASS Online:

Signature	User Type
-----------	-----------

**8.2.1. Edit User**

To edit user’s profile, right click a user and select “Edit user” to access the “Edit User” view.

Users <input type="text"/>				
USER NAME	PARTICIPANT	STATUS	USER ROLE	INFO
BU_CGA1102	CGA1	Active	BO_ALL	Access to all menus
BU_CGA1103	CGA1	Active	BO_ALL	menus
BU_CGA1104	CGA1	Active	BO_ALL	menus
BU_CGA1201	CGA1	Active	BO_ADM	BOPC Administrator

Edit user

Inspect user

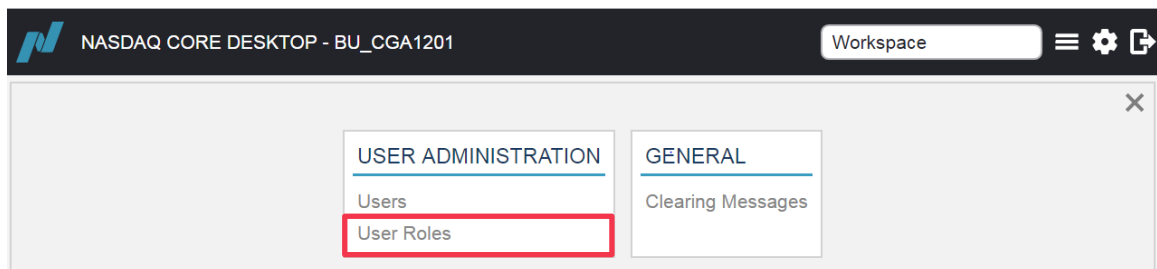
The “Edit User” view will be opened. DCASS Administrator will be able to edit the following three fields: “Status”, “User role”, “New password”, “Confirm Password” and “Info”.


User name	BU_CGA1102
Signature	B_102
Participant	CGA1
Status *	Active
User role *	BO_ALL
User type	BOPC1
New password	<input type="text"/>
Confirm Password	<input type="text"/>
Info	Access to all menus






## 8.3 Access Profile (User Roles)





### 8.3.1 View User Roles

To view the available User Roles select “User Roles” from the “User Administration” category.



Click <Search>  to show all User Roles. The following are pre-defined User Roles available for DCASS Administrators to select from:

User Roles			0 rows				
ROLE ID	ROLE DESCRIPTION						

User Roles		9 rows				
ROLE ID	ROLE DESCRIPTION					
BO_ADM	BO Administrator					
BO_ADM_RO	BO Administrator (RO)					
BO_ALL	BO Access To All					
BO_ALL_RO	BO Access To All (RO)					
BO_EX	BO for Exercise					
BO_GUTU	BO for Give up and Take Up					
BO_POS	BO for Position Management					
BO_POS_RO	BO for View Position					
BO_TU	BO for Take Up					

Field	Description
Role ID	The name of the User Role
Role Description	Simple description of the User Role

The following columns are not applicable to DCASS Online:

*Owned by Participant*

Please refer to section 8.3.2 for the list of functions available to each User Role.

*Note : Please ignore the “Inspect Role” view, which provides a static function list with invalid information.*

### 8.3.2. Available Functions to each User Role

Description of each User Role:

Role ID	Role Description	Available Functions
<b>1. User Administration</b>		
BO_ADM	BO Administrator	<p><b>Note: This User Role should only be granted to the DCASS Administrator</b></p> <ul style="list-style-type: none"> <li>To perform user administration functions, i.e.: <ul style="list-style-type: none"> <li>Reset passwords of DCASS Online Users</li> <li>Enquire and change User Roles of DCASS Online Users</li> </ul> </li> <li>No access to other DCASS Online functions</li> </ul>
BO_ADM_RO	BO Administrator (RO)	<ul style="list-style-type: none"> <li>Enquire User Roles of DCASS Online Users</li> </ul>
<b>2. All DCASS Online Functions</b>		
BO_ALL	BO Access to All	<ul style="list-style-type: none"> <li>Access all DCASS Online functions for enquiry &amp; input (except system administration functions)</li> <li>Default setting for newly assigned DCASS Online users</li> </ul>
BO_ALL_RO	BO Access to All (RO)	<ul style="list-style-type: none"> <li>Read only for all DCASS Online functions (except system administration functions)</li> </ul>
<b>3. Give up and Take up</b>		
BO_GUTU	BO for Give up and Take Up	<ul style="list-style-type: none"> <li>Enquire and perform give up request, confirm and reject take up requests only</li> <li>To facilitate give/take up activities, able to enquire position and trade details</li> </ul>
BO_TU	BO for Take Up	<ul style="list-style-type: none"> <li>Enquire, confirm and reject take up requests</li> <li>To facilitate give/take up activities, able to enquire position and trade details</li> </ul>
<b>4. Position Management</b>		
BO_EX <i>(applicable to SEOCH Participants only)</i>	BO for Exercise	<ul style="list-style-type: none"> <li>Enquire, perform and reject exercise requests, deny automatic exercise requests, and define automatic exercise limit</li> <li>To facilitate exercise requests related activities, able to enquire position and trade details</li> </ul>
BO_POS	BO for Position Management	<ul style="list-style-type: none"> <li>Enquire and perform position transfer, position closeout, cross product netting, request exercise, deny automatic exercise requests, cover call requests and de-cover call requests</li> <li>To facilitate positions related activities, able to enquire position and trade details</li> </ul>
BO_POS_RO	BO for View Position	<ul style="list-style-type: none"> <li>Enquire position details</li> </ul>

Below are the available functions of each User Role:

DCASS Administrator

Categories and Views	1. User Administration	
	BO_ADM	BO_ADM_RO
<b>User Administration</b>		
Users	✓	R
User Roles	R	R
<b>General</b>		
Clearing Messages	R	R

Note : “✓” – maintenance functions; R – read only

DCASS Online User

Categories and Views	2. All DCASS Online Functions		3. Give up and Take up		4. Position Management		
	BO_ALL	BO_ALL_RO	BO_GUTU	BO_TU	BO_EX	BO_POS	BO_POS_RO
<b>Account Management</b>							
Accounts ( <i>Read only</i> )	R	R	R	R	R	R	R
Account Propagation ( <i>Read only</i> )	R	R	R	R	R	R	R
Position Closeout	✓	R				✓	
Position Transfer	✓	R				✓	
Positions	✓	R	R	R	✓	✓	R
<b>Deal/Trade Management</b>							
Pending Give Ups/Take Ups	✓	R	✓	✓			
Pending Rectify Trades	✓	R					
Trade Error log ( <i>Read only</i> )	R	R	R	R	R	R	
Trade History	✓	R	R	R		R	
Cross Product Netting	✓	R				✓	R
Simulate Fee	✓	R					
Transfer from Transitory	✓	R					
Rectify Trade	✓	R					
Trail APT ( <i>Read only</i> )	R	R	R	R		R	
Give up	✓	R	✓				
<b>Exercise Handling</b>							
Automatic Exercise Limits					✓	✓	
Exercise Overview	✓	R			✓	✓	
Import Automatic Exercise Limits					✓	✓	
Request Exercise	✓	R			✓	✓	
Deny Exercise	✓	R			✓	✓	
<b>Clearing</b>							
Clearing Information ( <i>Read only</i> )	R	R					
Covered Call Requests	✓	R				✓	
<b>General (<i>Read only</i>)</b>							
Clearing Messages	R	R	R	R	R	R	R
<b>Instruments (<i>Read only</i>)</b>							
Fixing Values	R	R			R	R	R
Instruments	R	R	R	R	R	R	R
<b>Margin (<i>Read only</i>)</b>							
Margin Requirements	R	R					

Note : “✓” – maintenance functions; R – read only