



## Hang Seng HKEX Stock Connect China Enterprises Index

November 2025

Hang Seng HKEX Stock Connect China Enterprises Index ("SCCEA") reflects the overall performance of large-cap Chinese companies listed in Hong Kong and/ or Mainland China that are eligible for Northbound or Southbound trading under the Stock Connect schemes.

### FEATURES

- Combining Hang Seng China Enterprises Index constituents with large-cap A-shares companies, comprehensively tracking China stock performance in one-go
- Constituents are accessible through Southbound and Northbound Stock Connect
- Enabling exposure in unique sector opportunities in Mainland China and Hong Kong
- 80 largest stocks that offer representative China market coverage, favouring index product creation

### INFORMATION

Launch Date	29 Aug 2022
Backdated To	31 Dec 2016
Base Date	31 Dec 2016
Base Index	3,000
Review	Quarterly
Dissemination	Every 2 sec
Currency	CNY
Total Return Index	Available
No. of Constituents	80

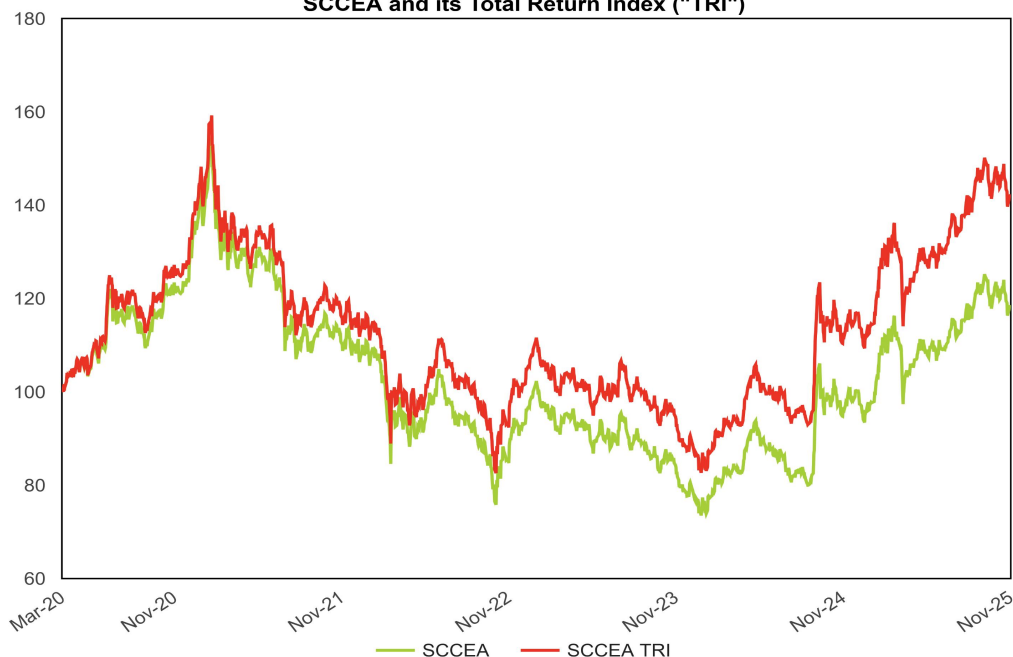
### VENDOR CODES

Refinitiv	.SCCEA
Bloomberg	SCCEA

### CONTACT US

Email	info@hsi.com.hk indices@hkex.com.hk
-------	--

SCCEA and its Total Return Index ("TRI")



Data has been rebased at 100.00. All information for an index prior to its launch date is back-tested, back-tested performance reflects hypothetical historical performance.

### INDEX PERFORMANCE

Index	Index Level	% Change						
		1 - Mth	3 - Mth	6 - Mth	1 - Yr	3 - Yr	5 - Yr	YTD
SCCEA	4,228.16	-1.80	+1.54	+9.43	+22.96	+31.92	-2.52	+18.35
SCCEA TRI	5,583.47	-1.77	+1.97	+11.53	+26.74	+45.34	+13.55	+21.82

### INDEX FUNDAMENTALS

Index	Dividend Yield (%)	PE Ratio (Times)	Annual Volatility*(%)
SCCEA	2.65	14.21	20.37

\*Annual Volatility was calculated based on daily return for the past 12-month period.

All data as at 28 Nov 2025

### Disclaimer

The information contained herein is for general informational purposes and reference only. HKEX Indices and Benchmarks Limited, Hang Seng Indexes Company Limited ("Hang Seng Indexes") or any of their respective affiliates (together, the "Entities", each an "Entity") makes no warranty or representation in any way with respect to any information herein including as to its accuracy, completeness, reliability, validity or timeliness and, to the maximum extent permitted by law, accepts no responsibility and liability (whether in tort or contract or otherwise) whatsoever to any person for any damage or loss of any nature arising from or as a result of use or reliance on any information contained herein, or any errors, omissions or other inaccuracies in its contents or for the consequences thereof. The information contained herein is provided on an "as is" and "as available" basis and may be amended or changed from time to time without notice.

The information contained herein does not constitute any express or implied offer, solicitation, inducement, invitation, advice or recommendation to subscribe for, buy or sell any securities, futures and options contracts, or other products or to provide any investment advice or service of any kind. The information contained herein is not a substitute for professional advice which takes account of your specific circumstances and nothing in this document constitutes legal advice. Investment involves risks. Prospective investors should not make any investment decision based solely on the information provided herein and should seek independent investment advice to ensure that any of their decisions is made with regard to their own investment objectives, financial circumstances and other particular needs. Prospective investors should also note that value of securities and investments can go down as well as up and past performance is not necessarily indicative of future performance.

Hang Seng Indexes is a subsidiary of Hang Seng Bank Limited which is part of the group of companies under HSBC Holdings plc ("HSBC Group"). Potential conflicts of interest may arise between Hang Seng Indexes and other HSBC Group member(s). To manage actual or potential conflicts of interest, Hang Seng Indexes has in place policies and/or procedures to identify and manage conflicts of interest that relate to the creation, submission and administration of its indexes and/or that may arise between Hang Seng Indexes and other HSBC Group member(s). To reduce and avoid such conflicts of interest, each of Hang Seng Indexes and other HSBC Group members has its independent management structure and each entity acts independently and on an arm's length basis.

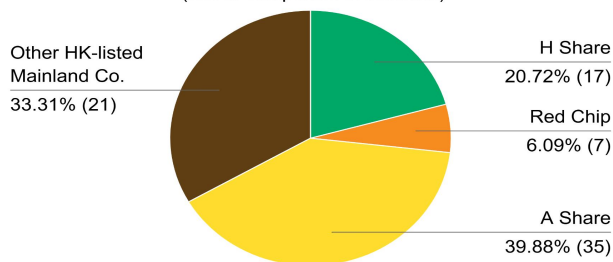
The information contained herein is not directed at, and is not intended for distribution to or use by, any person in any jurisdiction or country where such distribution or use would be contrary to law or regulation or which would subject any of the Entities to any registration or licensing requirement within such jurisdiction or country. No information contained herein may be regarded as creating any obligation on the part of any of the Entities.



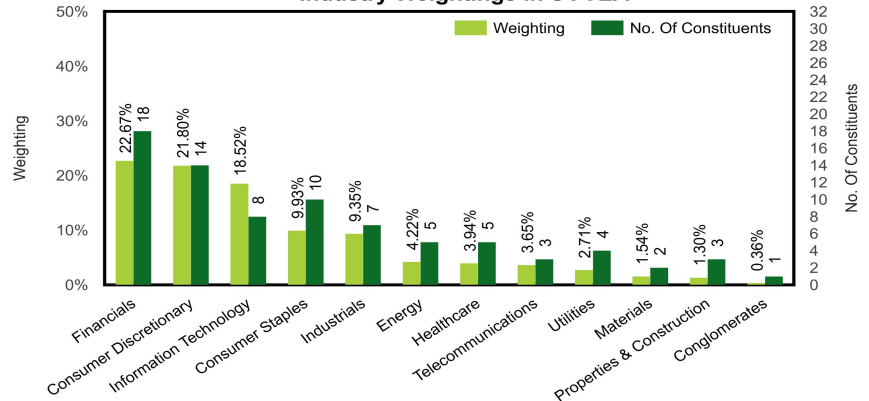
### CONSTITUENTS (TOP 50)

Stock Code	ISIN CODE	Company Name	Industry Classification	Share Type	Weighting (%)
9988	KYG017191142	BABA - W	Consumer Discretionary	Other HK-listed Mainland Co.	8.94
0700	KYG875721634	TENCENT	Information Technology	Other HK-listed Mainland Co.	8.09
300750	CNE100003662	CATL	Industrials	A Share	5.54
600519	CNE0000018R8	KWEICHOW MOUTAI	Consumer Staples	A Share	4.61
0939	CNE1000002H1	CCB	Financials	H Share	4.52
1810	KYG9830T1067	XIAOMI - W	Information Technology	Other HK-listed Mainland Co.	3.81
3690	KYG596691041	MEITUAN - W	Consumer Discretionary	Other HK-listed Mainland Co.	2.88
0941	HK0941009539	CHINA MOBILE	Telecommunications	Red Chip	2.77
1398	CNE1000003G1	ICBC	Financials	H Share	2.71
000333	CNE100001QQ5	MIDEA GROUP	Consumer Discretionary	A Share	2.20
2318	CNE1000003X6	PING AN	Financials	H Share	1.94
600900	CNE000001G87	CYPC	Utilities	A Share	1.92
1211	CNE100000296	BYD COMPANY	Consumer Discretionary	H Share	1.84
601166	CNE000001QZ7	INDUSTRIAL BANK	Financials	A Share	1.76
3988	CNE100000125	BANK OF CHINA	Financials	H Share	1.70
0883	HK0883013259	CNOOC	Energy	Red Chip	1.69
300059	CNE100000MD4	EASTMONEY	Financials	A Share	1.66
0981	KYG8020E1199	SMIC	Information Technology	Other HK-listed Mainland Co.	1.58
688256	CNE1000041R8	CAMBRICON - U	Information Technology	A Share	1.56
002475	CNE100000TP3	LXJM	Industrials	A Share	1.53
600276	CNE0000014W7	HENGRUI PHARMA	Healthcare	A Share	1.45
600030	CNE000001DB6	CITIC SEC	Financials	A Share	1.42
601138	CNE1000031P3	FII	Information Technology	A Share	1.36
000858	CNE000000VQ8	WULIANGYE	Consumer Staples	A Share	1.29
6160	CH1391448177	BEONE MEDICINES	Healthcare	Other HK-listed Mainland Co.	1.19
600000	CNE0000011B7	SPD BANK	Financials	A Share	1.18
688041	CNE100005PT2	HYGON	Information Technology	A Share	1.14
1024	KYG532631028	KUAISHOU - W	Consumer Discretionary	Other HK-listed Mainland Co.	1.04
3968	CNE1000002M1	CM BANK	Financials	H Share	1.04
2628	CNE1000002L3	CHINA LIFE	Financials	H Share	1.02
600887	CNE000000JP5	YILI	Consumer Staples	A Share	0.99
000651	CNE0000001D4	GREE	Consumer Discretionary	A Share	0.95
0857	CNE1000003W8	PETROCHINA	Energy	H Share	0.94
2899	CNE100000502	ZIJIN MINING	Materials	H Share	0.89
1288	CNE100000Q43	ABC	Financials	H Share	0.87
9992	KYG7170M1033	POP MART	Consumer Discretionary	Other HK-listed Mainland Co.	0.85
601816	CNE100003RV9	BJ-SH HIGH SPEED RAILWAY	Industrials	A Share	0.77
002714	CNE100001RQ3	MUYUAN	Consumer Staples	A Share	0.70
9868	KYG982AW1003	XPENG - W	Consumer Discretionary	Other HK-listed Mainland Co.	0.69
1088	CNE1000002R0	CHINA SHENHUA	Energy	H Share	0.65
600309	CNE0000016J9	WANHUA	Materials	A Share	0.65
300760	CNE100003G67	MINDRAY	Healthcare	A Share	0.63
002415	CNE100000PM8	HIKVISION	Information Technology	A Share	0.62
2328	CNE100000593	PICC P&C	Financials	H Share	0.62
2020	KYG040111059	ANTA SPORTS	Consumer Discretionary	Other HK-listed Mainland Co.	0.61
601601	CNE1000008M8	CPIC	Financials	A Share	0.60
601728	CNE100004QG0	CHINA TELECOM	Telecommunications	A Share	0.60
000001	CNE000000040	PAB	Financials	A Share	0.57
000568	CNE000000GF2	LUZHOU LAO JIAO	Consumer Staples	A Share	0.56
601668	CNE100000F46	CSCEC	Properties & Construction	A Share	0.54

Weightings by Share Type  
(No. of companies in brackets)



Industry Weightings in SCCEA



Weightings may not add up to the total due to rounding