



# Hang Seng HKEX Stock Connect China Enterprises Index

April 2026

Hang Seng HKEX Stock Connect China Enterprises Index ("SCCEA") reflects the overall performance of large-cap Chinese companies listed in Hong Kong and/ or Chinese Mainland that are eligible for Northbound or Southbound trading under the Stock Connect schemes.

## FEATURES

- Combining Hang Seng China Enterprises Index constituents with large-cap A-shares companies, comprehensively tracking China stock performance in one-go
- Constituents are accessible through Southbound and Northbound Stock Connect
- Enabling exposure in unique sector opportunities in Chinese Mainland and Hong Kong
- 80 largest stocks that offer representative China market coverage, favouring index product creation

## INFORMATION

|                            |             |
|----------------------------|-------------|
| <b>Launch Date</b>         | 29 Aug 2022 |
| <b>Backdated To</b>        | 31 Dec 2016 |
| <b>Base Date</b>           | 31 Dec 2016 |
| <b>Base Index</b>          | 3,000       |
| <b>Review</b>              | Quarterly   |
| <b>Dissemination</b>       | Every 2 sec |
| <b>Currency</b>            | CNY         |
| <b>Total Return Index</b>  | Available   |
| <b>No. of Constituents</b> | 80          |

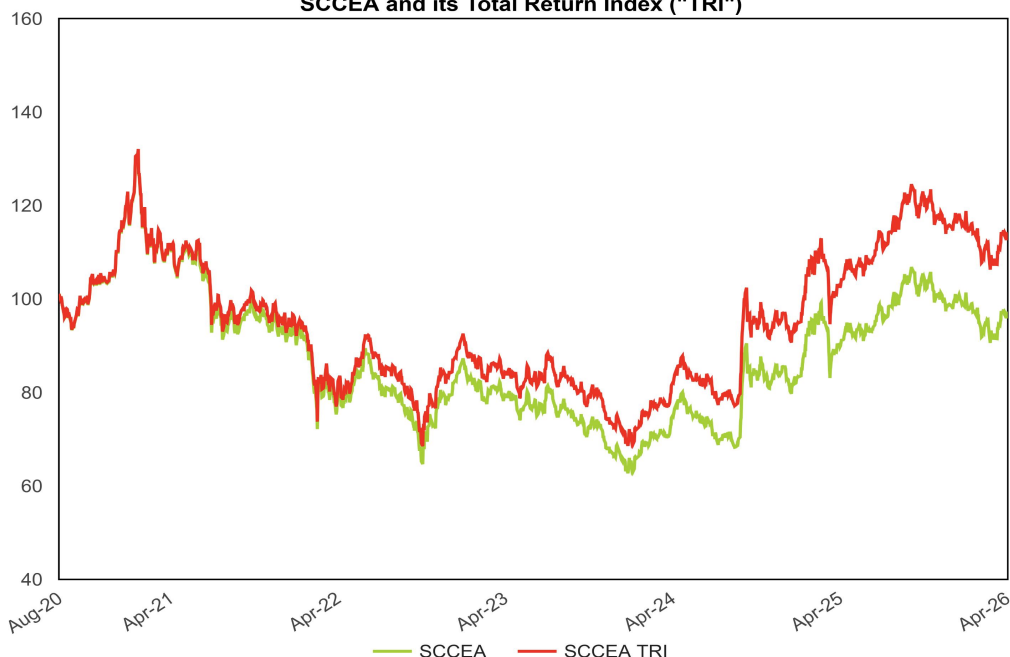
## VENDOR CODES

|                  |        |
|------------------|--------|
| <b>Refinitiv</b> | .SCCEA |
| <b>Bloomberg</b> | SCCEA  |

## CONTACT US

|              |  |
|--------------|--|
| <b>Email</b> | info@hsi.com.hk<br>indices@hkex.com.hk |
|--------------|--|

SCCEA and its Total Return Index ("TRI")



Data has been rebased at 100.00. All information for an index prior to its launch date is back-tested, back-tested performance reflects hypothetical historical performance.

## INDEX PERFORMANCE

| Index            | Index Level | % Change |         |         |        |        |        |       |
|------------------|-------------|----------|---------|---------|--------|--------|--------|-------|
|                  |             | 1 - Mth  | 3 - Mth | 6 - Mth | 1 - Yr | 3 - Yr | 5 - Yr | YTD   |
| <b>SCCEA</b>     | 4,053.64    | +5.78    | -3.04   | -5.85   | +7.34  | +21.43 | -12.23 | -1.32 |
| <b>SCCEA TRI</b> | 5,387.41    | +5.91    | -2.83   | -5.22   | +10.39 | +34.41 | +2.80  | -1.04 |

## INDEX FUNDAMENTALS

| Index        | Dividend Yield (%) | PE Ratio (Times) | Annual Volatility*(%) |
|--------------|--------------------|------------------|-----------------------|
| <b>SCCEA</b> | 2.59               | 14.67            | 15.11                 |

\*Annual Volatility was calculated based on daily return for the past 12-month period.

All data as at 30 Apr 2026

## Disclaimer

The information contained herein is for general informational purposes and reference only. HKEX Indices and Benchmarks Limited, Hang Seng Indexes Company Limited ("Hang Seng Indexes") or any of their respective affiliates (together, the "Entities", each an "Entity") makes no warranty or representation in any way with respect to any information herein including as to its accuracy, completeness, reliability, validity or timeliness and, to the maximum extent permitted by law, accepts no responsibility and liability (whether in tort or contract or otherwise) whatsoever to any person for any damage or loss of any nature arising from or as a result of use or reliance on any information contained herein, or any errors, omissions or other inaccuracies in its contents or for the consequences thereof. The information contained herein is provided on an "as is" and "as available" basis and may be amended or changed from time to time without notice.

The information contained herein does not constitute any express or implied offer, solicitation, inducement, invitation, advice or recommendation to subscribe for, buy or sell any securities, futures and options contracts, or other products or to provide any investment advice or service of any kind. The information contained herein is not a substitute for professional advice which takes account of your specific circumstances and nothing in this document constitutes legal advice. Investment involves risks. Prospective investors should not make any investment decision based solely on the information provided herein and should seek independent investment advice to ensure that any of their decisions is made with regard to their own investment objectives, financial circumstances and other particular needs. Prospective investors should also note that value of securities and investments can go down as well as up and past performance is not necessarily indicative of future performance.

Hang Seng Indexes is a subsidiary of Hang Seng Bank Limited which is part of the group of companies under HSBC Holdings plc ("HSBC Group"). Potential conflicts of interest may arise between Hang Seng Indexes and other HSBC Group member(s). To manage actual or potential conflicts of interest, Hang Seng Indexes has in place policies and/or procedures to identify and manage conflicts of interest that relate to the creation, submission and administration of its indexes and/or that may arise between Hang Seng Indexes and other HSBC Group member(s). To reduce and avoid such conflicts of interest, each of Hang Seng Indexes and other HSBC Group members has its independent management structure and each entity acts independently and on an arm's length basis.

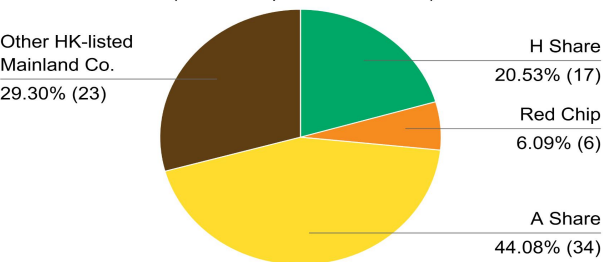
The information contained herein is not directed at, and is not intended for distribution to or use by, any person in any jurisdiction or country where such distribution or use would be contrary to law or regulation or which would subject any of the Entities to any registration or licensing requirement within such jurisdiction or country. No information contained herein may be regarded as creating any obligation on the part of any of the Entities.



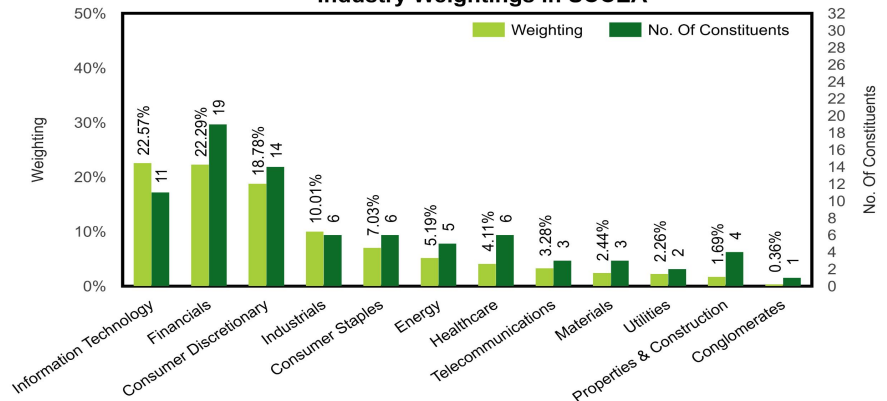
CONSTITUENTS (TOP 50)

| Stock Code | ISIN CODE    | Company Name             | Industry Classification | Share Type                   | Weighting (%) |
|------------|--------------|--------------------------|-------------------------|------------------------------|---------------|
| 9988       | KYG017191142 | BABA - W                 | Consumer Discretionary  | Other HK-listed Mainland Co. | 7.14          |
| 0700       | KYG875721634 | TENCENT                  | Information Technology  | Other HK-listed Mainland Co. | 7.00          |
| 300750     | CNE100003662 | CATL                     | Industrials             | A Share                      | 6.39          |
| 600519     | CNE0000018R8 | KWEICHOW MOUTAI          | Consumer Staples        | A Share                      | 4.32          |
| 0939       | CNE1000002H1 | CCB                      | Financials              | H Share                      | 4.08          |
| 300308     | CNE100001CY9 | ZHONGJI INNOLIGHT        | Information Technology  | A Share                      | 3.96          |
| 1398       | CNE1000003G1 | ICBC                     | Financials              | H Share                      | 2.80          |
| 1810       | KYG9830T1067 | XIAOMI - W               | Information Technology  | Other HK-listed Mainland Co. | 2.56          |
| 0941       | HK0941009539 | CHINA MOBILE             | Telecommunications      | Red Chip                     | 2.54          |
| 0883       | HK0883013259 | CNOOC                    | Energy                  | Red Chip                     | 2.21          |
| 3690       | KYG596691041 | MEITUAN - W              | Consumer Discretionary  | Other HK-listed Mainland Co. | 2.21          |
| 000333     | CNE100001QQ5 | MIDEA GROUP              | Consumer Discretionary  | A Share                      | 2.19          |
| 2318       | CNE1000003X6 | PING AN                  | Financials              | H Share                      | 2.04          |
| 688256     | CNE1000041R8 | CAMBRICON                | Information Technology  | A Share                      | 1.99          |
| 600900     | CNE000001G87 | CYPC                     | Utilities               | A Share                      | 1.85          |
| 1211       | CNE100000296 | BYD COMPANY              | Consumer Discretionary  | H Share                      | 1.83          |
| 002475     | CNE100000TP3 | LUXSHARE-ICT             | Industrials             | A Share                      | 1.76          |
| 3988       | CNE1000001Z5 | BANK OF CHINA            | Financials              | H Share                      | 1.74          |
| 688041     | CNE100005PT2 | HYGON                    | Information Technology  | A Share                      | 1.53          |
| 0981       | KYG8020E1199 | SMIC                     | Information Technology  | Other HK-listed Mainland Co. | 1.44          |
| 300059     | CNE100000MD4 | EASTMONEY                | Financials              | A Share                      | 1.43          |
| 600030     | CNE000001DB6 | CITIC SEC                | Financials              | A Share                      | 1.38          |
| 601138     | CNE1000031P3 | FII                      | Information Technology  | A Share                      | 1.38          |
| 601166     | CNE000001QZ7 | INDUSTRIAL BANK          | Financials              | A Share                      | 1.37          |
| 600276     | CNE0000014W7 | HENGRUI PHARMA           | Healthcare              | A Share                      | 1.24          |
| 0857       | CNE1000003W8 | PETROCHINA               | Energy                  | H Share                      | 1.23          |
| 002371     | CNE100000ML7 | NAURA                    | Information Technology  | A Share                      | 1.19          |
| 2628       | CNE1000002L3 | CHINA LIFE               | Financials              | H Share                      | 1.03          |
| 2899       | CNE100000502 | ZIJIN MINING             | Materials               | H Share                      | 1.03          |
| 600000     | CNE0000011B7 | SPD BANK                 | Financials              | A Share                      | 1.03          |
| 6160       | CH1391448177 | BEONE MEDICINES          | Healthcare              | Other HK-listed Mainland Co. | 1.02          |
| 601211     | CNE1000022F3 | GTHT                     | Financials              | A Share                      | 1.01          |
| 000858     | CNE000000VQ8 | WLY                      | Consumer Staples        | A Share                      | 0.94          |
| 000651     | CNE0000001D4 | GREE                     | Consumer Discretionary  | A Share                      | 0.93          |
| 3968       | CNE1000002M1 | CM BANK                  | Financials              | H Share                      | 0.89          |
| 1288       | CNE100000Q43 | ABC                      | Financials              | H Share                      | 0.86          |
| 600309     | CNE0000016J9 | WANHUA                   | Materials               | A Share                      | 0.85          |
| 1088       | CNE1000002R0 | CHINA SHENHUA            | Energy                  | H Share                      | 0.75          |
| 002415     | CNE100000PM8 | HIKVISION                | Information Technology  | A Share                      | 0.74          |
| 601816     | CNE100003RV9 | BJ-SH HIGH SPEED RAILWAY | Industrials             | A Share                      | 0.73          |
| 0175       | KYG3777B1032 | GEELY AUTO               | Consumer Discretionary  | Other HK-listed Mainland Co. | 0.72          |
| 1801       | KYG4818G1010 | INNOVENT BIO             | Healthcare              | Other HK-listed Mainland Co. | 0.72          |
| 9987       | US98850P1093 | YUM CHINA                | Consumer Discretionary  | Other HK-listed Mainland Co. | 0.65          |
| 601601     | CNE1000008M8 | CPIC                     | Financials              | A Share                      | 0.64          |
| 1024       | KYG532631028 | KUAISHOU - W             | Consumer Discretionary  | Other HK-listed Mainland Co. | 0.63          |
| 002714     | CNE100001RQ3 | MUYUAN                   | Consumer Staples        | A Share                      | 0.61          |
| 300760     | CNE100003G67 | MINDRAY                  | Healthcare              | A Share                      | 0.57          |
| 000001     | CNE000000040 | PAB                      | Financials              | A Share                      | 0.56          |
| 9992       | KYG7170M1033 | POP MART                 | Consumer Discretionary  | Other HK-listed Mainland Co. | 0.56          |
| 1378       | KYG211501005 | CHINAHONGQIAO            | Materials               | Other HK-listed Mainland Co. | 0.55          |

Weightings by Share Type  
(No. of companies in brackets)



Industry Weightings in SCCEA



Weightings may not add up to the total due to rounding