

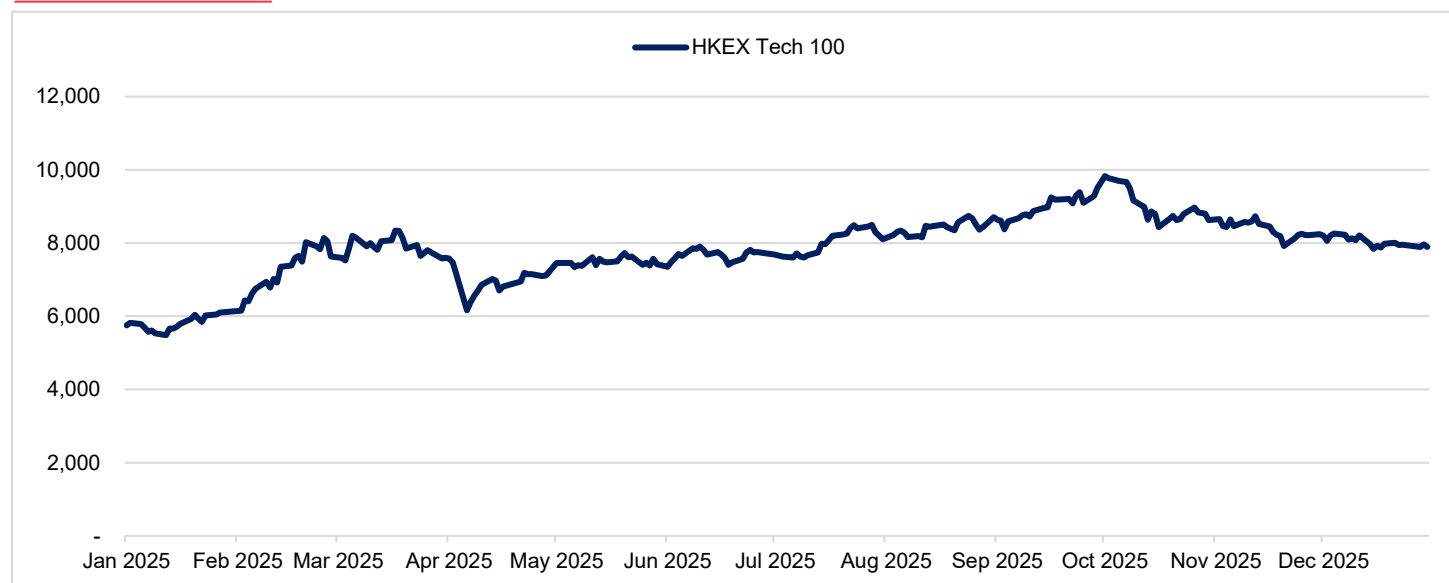
## Overview

The **HKEX Tech 100 Index** (the “**HKEX Tech 100**”) is designed to measure the performance of 100 of the largest Hong Kong-listed companies with high exposure to key tech themes, that are eligible for Southbound Stock Connect, addressing growing market demand for diversified exposure to the technology sector.

## Index Information

<b>Index Launch Date</b>	9 December 2025	<b>Review Frequency</b>	Semi-annually (June and December)
<b>Base Date</b>	31 December 2020	<b>Rebalance Frequency</b>	Quarterly
<b>Base Value</b>	10,000	<b>No. of Constituents</b>	100
<b>Base Currency</b>	HKD		

## 1 Year Index Performance



## Performance and Risk

Performance	Index Level	Return					Annualized Return	
		1M	3M	6M	1YR	YTD	3YR	5YR
HKEX Tech 100	7,893.47	-3.88%	-16.97%	2.41%	34.14%	34.14%	11.35%	-4.62%

Annual Performance	2021	2022	2023	2024	2025
HKEX Tech 100	-18.81%	-29.58%	-13.89%	19.51%	34.14%

Volatility	6M	1YR	YTD	3YR	5YR
HKEX Tech 100	25.36%	34.79%	34.79%	32.99%	37.43%

## Index Fundamentals

	Dividend Yield	PB Ratio	PE Ratio
HKEX Tech 100	0.59%	3.90	28.95



# Top 20 Constituents

Stock Code	Company Name	Weight (%)
0700.HK	TENCENT	11.82%
1810.HK	XIAOMI-W	11.82%
9988.HK	BABA-W	11.39%
3690.HK	MEITUAN-W	9.74%
1211.HK	BYD COMPANY	6.11%
0981.HK	SMIC	5.48%
1024.HK	KUAISHOU-W	3.16%
6160.HK	BEONE MEDICINES	3.04%
1801.HK	INNOVENT BIO	2.03%
2269.HK	WUXI BIO	1.95%
9868.HK	XPENG-W	1.92%
2015.HK	LI AUTO-W	1.37%
9660.HK	HORIZONROBOT-W	1.29%
1093.HK	CSPC PHARMA	1.17%
9926.HK	AKESO	1.11%
0020.HK	SENSETIME-W	1.08%
1177.HK	SINO BIOPHARM	1.05%
9626.HK	BILIBILI-W	0.97%
6618.HK	JD HEALTH	0.96%
1347.HK	HUA HONG SEMI	0.92%

# Index Codes

Type	HKD	CNY	USD
Price Index	HKEXT100	HKEXTR	HKEXTU
Total Return Index	HKEXTT	HKEXTTR	HKEXTTU
Net Total Return Index	HKEXTN	HKEXTNR	HKEXTNU

For more information about the index series:

HKEX Tech 100 Index	Index Methodology
	

## Enquiry

indices@hkex.com.hk

## Disclaimer

The information contained in this document is for general informational purposes only and does not constitute an offer, solicitation, inducement, invitation or recommendation to subscribe for, buy or sell any securities, futures and options contracts, or other products or to provide any investment advice or service of any kind. This document is not directed at, and is not intended for distribution to or use by, any person in any jurisdiction or country where such distribution or use would be contrary to law or regulation or which would subject Hong Kong Exchanges and Clearing Limited ("HKEX"), The Stock Exchange of Hong Kong Limited, Hong Kong Futures Exchange Limited, HKEX Information Services Limited, HKEX Information Services (China) Limited, HKEX Hosting Services Limited, or HKEX Indices and Benchmarks Limited or any of their affiliates, or any of the companies that they operate (together, the "Entities", each an "Entity"), to any registration or licensing requirement within such jurisdiction or country. No section or clause in this document may be regarded as creating any obligation on the part of any of the Entities.

Although the information contained in this document is obtained or compiled from sources believed to be reliable, none of the Entities guarantee the accuracy, validity, timeliness or completeness of the information or data for any particular purpose, and the Entities shall not accept any responsibility for, or be liable for, errors, omissions or other inaccuracies in the information or for the consequences thereof. The information set out in this document is provided on an "as is" and "as available" basis and may be amended or changed. It is not a substitute for professional advice which takes account of your specific circumstances and nothing in this document constitutes legal advice. None of the Entities shall be responsible or liable for any loss or damage, directly or indirectly, arising from the use of or reliance upon any information provided in this document.