


Annual Report on Bank of China's Sustainability Series Bonds

Bank of China's (hereinafter referred to as "BOC") Sustainability Series Bonds enables BOC to support projects and businesses with environmental and/or social benefits. As stated in the *Bank of China Limited Sustainability Series Bonds Management Statement* (hereinafter referred to as "the Management Statement")¹, we hereby provide Annual Report on BOC's Sustainability Series Bonds, disclosing the allocation of the bond proceeds as well as the expected environmental and/or social impacts of the Eligible Projects as of 31 December 2019.






Outstanding BOC Sustainability Series Bonds

Sustainability Series Bonds	Issue Date	Maturity (year)	Currency	Amount (million)	CNY Equivalent Amount (million)
July 2016 Green Bond	2016/7/5 expired	3	USD	500	3,348
	2016/7/5 expired	3	USD	750	5,021
	2016/7/5	5	USD	1,000	6,695
	2016/7/5	5	EUR	500	3,701
	2016/7/5 expired	2	CNY	1,500	1,500
November 2016 Green Bond	2016/11/3 expired	3	USD	500	3,392
November 2017 Climate Bond	2017/11/15	5	USD	500	3,315
	2017/11/15	3	EUR	700	5,449
	2017/11/15	3	CNY	1,000	1,000
May 2018 Climate Bond	2018/5/31	3	USD	500	3,196
	2018/5/31	5	USD	500	3,196
May 2018 Sustainability Bond	2018/5/31	2	HKD	3,000	2,444
November 2018 Climate Bond	2018/11/22	3	JPY	30,000	1,832
	2018/11/22	2	CNY	800	800
October 2019 Climate Bond	2019/10/9	3	USD	350	2,478
	2019/10/9	2	EUR	300	2,342
	2019/10/9	2	CNY	2,000	2,000

Sustainability Series Bonds Details and Proceeds Allocation

Sustainability Series Bonds	Alignment with
<p>July 2016 Green Bond was issued in the offshore market through Luxemburg Branch and New York Branch in July 2016. The total amount equated to CNY 20,265 million, and the net proceeds equated to CNY 20,224.46 million. As of 31 December 2019, CNY 9,855.40 million was expired, and the unexpired net proceeds equated</p>	

¹ available at <http://www.boc.cn/en/investor/ir10/>

<p>to CNY 10,369.06 million. As of 31 December 2019, all of these net proceeds have been utilized to fund 5 electrified metro projects, 3 wind power generation projects and 1 waste water treatment project.</p>	
<p>November 2017 Climate Bond was certified by Climate Bond Initiative (hereinafter referred to as "CBI") and issued in the offshore market through Paris Branch in November 2017. The total amount equated to CNY 9,763 million, and net proceeds equated to CNY 9,753.26 million. As of 31 December 2019, all of these net proceeds have been utilized to fund 11 electrified metro projects.</p>	
<p>May 2018 Climate Bond was certified by CBI and issued in the offshore market through London Branch in May 2018. The total amount equated to CNY 6,392 million, and net proceeds equated to CNY 6,386.79 million. As of 31 December 2019, all of these net proceeds have been utilized to fund 6 electrified metro projects, 7 wind power generation projects and 2 waste water treatment projects.</p>	
<p>May 2018 Sustainability Bond was issued in the Hong Kong market through Hong Kong Branch in May 2018. The total amount equated to CNY 2,444 million, and net proceeds equated to CNY 2,441.58 million. As of 31 December 2019, all of these net proceeds have been allocated to Government-sponsored student loan, personal startup loan, farmer household individually-owned business loan, farmer household microbusiness loan, 3 electrified metro projects and 2 wind power generation projects.</p>	
<p>November 2018 Climate Bond was certified by CBI and issued in the offshore market through Tokyo Branch in November 2018. The total amount equated to CNY 2,632 million, and net proceeds equated to CNY 2,627.87 million. As of 31 December 2019, all of net proceeds have been utilized to fund 3 electrified metro projects.</p>	
<p>October 2019 Climate Bond was certified by CBI and issued in the offshore market through Macau Branch in October 2019. The total amount equated to CNY 6,819 million, and net proceeds equated to CNY 6,808.11 million. As of 31 December 2019, all of these net proceeds have been utilized to fund 6 electrified metro projects, 6 wind power generation projects and 1 integrated energy project.</p>	

Section breakdown of BOC Sustainability Series Portfolio

- **For Green Bonds**

As of 31 December 2019, the proceeds of BOC Green Bonds have been allocated to BOC Green Portfolio, which shows a structural diversification in green sectors, with a predominance of clean transportation, renewable energy and waste water sectors. And electrified metro projects take up 90.38%, which is the largest part of the portfolio.



4.80%

Renewable energy

Wind power projects



90.38%

Clean transportation

Electrified metro projects



4.82%

Waste&Water

Waste water treatment projects

● For Climate Bonds

As of 31 December 2019, the proceeds of BOC Climate Bonds have been allocated to BOC Green Portfolio, which shows a structural diversification in terms of green sectors, with a predominance of clean transportation, renewable energy and waste water sectors. And electrified metro projects take up 82.17%, which is the largest part of the portfolio.



15.39%

Renewable energy

Wind power projects



82.17%

Clean transportation

Electrified metro projects



2.44%

Waste&Water

Waste water treatment projects

● For Sustainability Bonds

As of 31 December 2019, the proceeds of BOC Sustainability Bonds have been allocated to BOC Green Portfolio and Social Portfolio, which shows a structural diversification in terms of sustainability sectors, with a predominance of renewable energy, clean transportation, access to essential services and employment generation. And electrified metro projects take up 35.45%, which is the largest part of the portfolio.



7.40%

Renewable energy

Wind power projects



35.45%

Clean transportation

Electrified metro projects



22.72%

Access to essential services

Government-sponsored student loan



34.44%

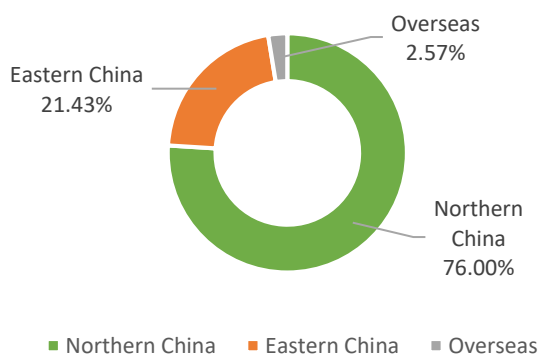
Employment generation

Personal startup loan
Farmer household individually-owned business loan
Farmer household microbusiness loan

Geographical breakdown of BOC Sustainability Series Portfolio

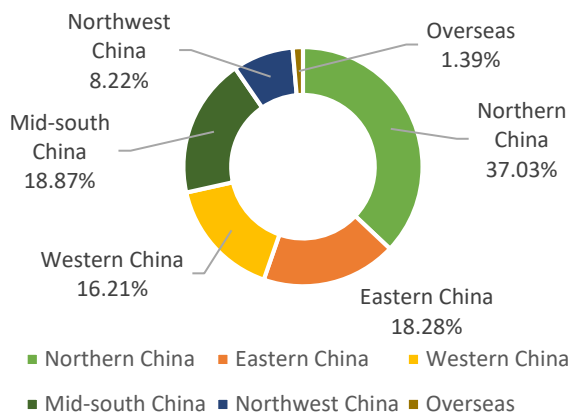
● For Green Bonds

97.43% of the net proceeds from BOC Green Bonds have been allocated to the projects in mainland China, with the remaining proceeds allocated to 2 projects in Poland.



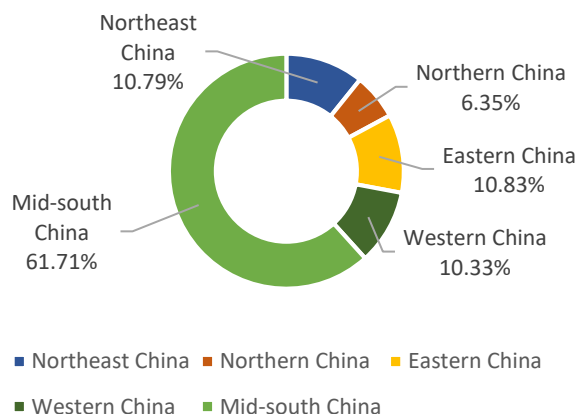
● **For Climate Bonds**

98.61% of the net proceeds from BOC Climate Bonds have been allocated to the projects in mainland China, with the remaining proceeds allocated to 1 project in Netherlands.



● **For Sustainability Bonds**

All net proceeds from BOC Sustainability Bond have been allocated to the projects in mainland China.



Impact Reporting

The environmental impact	The social impact
Due to the considerations of confidentiality for our loan clients, the environmental impact results of the Green projects are disclosed on a portfolio basis. For each of the indicators in the table, the project-by-project results include only the pro-rated share (as a percentage of the issuer's share of the total financing) of the total projects' results; these individual pro-rata project impacts are then aggregated to indicate the overall impact of the funded projects in a certain category.	/
The environmental impact is calculated as:	The social impact is evaluated as:
For Renewable Energy Projects , the environmental impact is calculated based on the UNFCCC CDM methodology ACM 0002 Grid-connected electricity generation from renewable	For Access to essential services through supporting education, the impact is evaluated through indicators of loan amount and number of beneficiaries.

sources (version 17.0) ² . Noted by * in the table below.	
For Waste Water Treatment Projects , the environmental impact is calculated based on the capacity of the treatment effectiveness (waste water treatment = treatment capacity of the facility * (influent quality - effluent quality)). Noted by ** in the table below.	For Employment generation through supporting personal startup, providing inclusive finance services to farmer household individually-owned business and farmer household microbusiness, the impact is evaluated through indicators of loan amount and number of beneficiaries.
For Clean Transportation Projects , the environmental impact is calculated based on ACM0016 Mass rapid transit projects (version 4.0) ³ . Noted by *** in the table below.	

Below show the expected environmental and social impacts in detail.

● **For Green Bonds**

For Green Bonds, only environmental impact is calculated. The environmental impact of July 2016 Green Bond is summarized as follows:

Renewable energy (Wind)	Allocated amount (CNY million)	Annual generation(MWh)	Renewable energy capacity added(MW)	Annual GHG emissions reduced*(CO ₂ tonnes)
	497.86	1,468,499	519	468,929

Sustainable water and wastewater management (Waste water treatment)	Allocated amount (CNY million)	Annual pollution prevention**(tonnes) COD	NH ₃ -N
	500.00	1,860	90

Clean transportation (Electrified metro)	Allocated amount (CNY million)	Annual GHG emissions reduced*** (CO ₂ tonnes)
	9,371.20	25,265

● **For Climate Bonds**

For Climate Bonds, only environmental impact is calculated. The environmental impact of November 2017 Climate Bond, May 2018 Climate Bond, November 2018 Climate Bond and October 2019 Climate Bond is summarized as follows:

Renewable energy (Wind& Integrated energy)	Allocated amount (CNY million)	Annual generation(MWh)	Renewable energy capacity added(MW)	Annual GHG emissions reduced*(CO ₂ tonnes)
	3,936.92	1,527,751	2,127.55	238,363

Sustainable water and wastewater management (Waste water treatment)	Allocated amount (CNY million)	Annual pollution prevention**(tonnes) COD	NH ₃ -N
	623.96	6,736	561

² available at

http://cdm.unfccc.int/filestorage/D/5/Y/D5YF59I3VKBT18MQNGX0LP26U7AWCO/ACM0002_%28v17%200%29_clean.pdf?t=bGt8b2tiaTVtfDDXvk1K1j1cAVtGwMe6a7-hX

³ available at

http://cdm.unfccc.int/filestorage/3/J/I/3JIIUSA5XE4QH127BPK0WFN6DMZVVRT/EB85_repan10_ACM0016_ver_04.0.pdf?t=Z3V8b2tiaHJkfDBMg0eSxJTDh6CN RcllWBxk

Clean transportation (Electrified metro)	Allocated amount (CNY million)	Annual GHG emissions reduced*** (CO ₂ tonnes)
	21,015.15	75,497

● **For Sustainability Bonds**

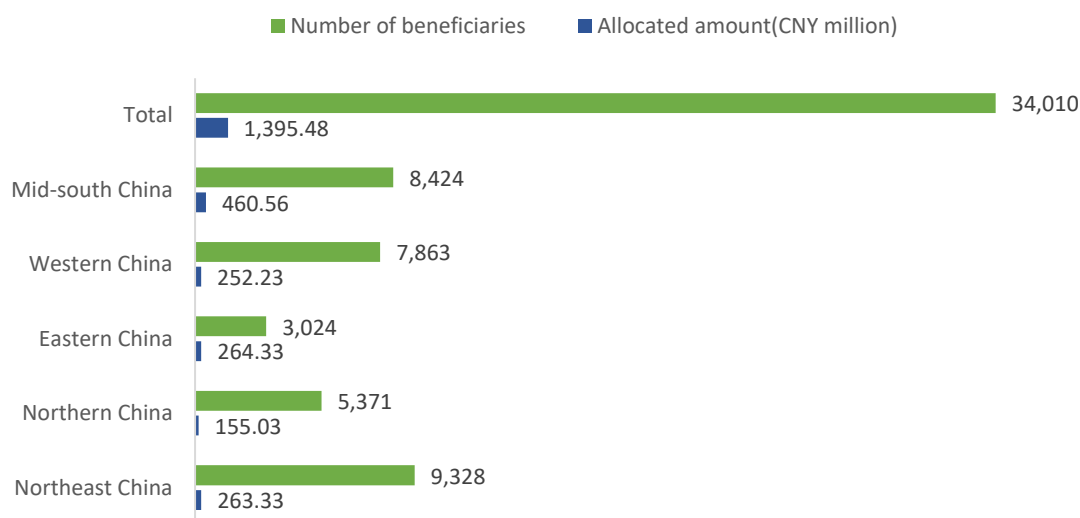
For Sustainability Bonds, both the environmental and social impact of May 2018 Sustainability Bond are included.

The environmental impact is summarized as follows:

Renewable energy (Wind)	Allocated amount (CNY million)	Annual generation(MWh)	Renewable energy capacity added(MW)	Annual GHG emissions reduced*(CO ₂ tonnes)
	180.68	148,050	99	20,803

Clean transportation (Electrified metro)	Allocated amount (CNY million)	Annual GHG emissions reduced*** (CO ₂ tonnes)
	865.42	6,562

The social impact is summarized as follows:



Use of Proceeds

All the net proceeds of the Sustainability Series Bonds are allocated to Eligible Green and Social Projects in the following categories:

Eligible Green Projects

- Renewable energy: the production and transmission of renewable energy, and the manufacturing of renewable energy appliances and products;
- Clean transportation: such as electric, public, rail, non-motorised, multi-modal transportation, infrastructure for clean energy vehicles and reduction of harmful emissions;
- Sustainable water and wastewater management: sustainable infrastructure for clean water, wastewater treatment, sustainable urban drainage systems and river training and other forms of flooding mitigation;

Eligible Social Projects

- Access to essential services: health, education and vocational training, healthcare) for target populations, as defined in the social Bond Principle; and
- Employment generation (including through the potential effect of small and medium enterprise (SME) financing and microfinance. For the definition of SME, refer to local relevant standard).

In any case, eligible projects exclude the following categories:

- Operation of gambling enterprises and predatory lending enterprises;
- Fossil fuel dedicated assets;
- Mining and quarrying;
- Luxury services or goods related, such as club membership operation;
- Alcoholic drinks related;
- Tobacco and related products related;
- Biofuels which utilize food-based biomass sources;
- Nuclear fuels related;
- Weapons and ammunitions related.

Project Evaluation and Selection

BOC follows the procedures below, to evaluate and select the Eligible Projects:

- Preliminary Screening

Domestic and overseas branches of BOC shall conduct a preliminary screening of potential projects in accordance with the criteria and standards set out in BOC's internal regulations and the Eligible Project categories as described in the "Use of Proceeds" section, and form a list of nominated projects which will be submitted to the Headquarter for review.

- Review and Approval

The Headquarter shall review each of the nominated projects for approval as Eligible Projects. The approved projects will form an Eligible Project list.

- Update and Maintenance

The Headquarter shall review the Eligible Project List on a quarterly basis and determine if any changes are necessary (for example, if a project has amortized, been prepaid, sold or otherwise become ineligible). The Headquarter shall organize domestic and overseas branches to nominate new projects, and approve the eligible ones to replace projects that have amortized, been prepaid, sold or otherwise become ineligible.

Management of Proceeds

Due to its global network, BOC allocates the net proceeds of the Sustainability Series Bonds to Eligible Projects across various domestic and overseas markets. BOC has established an effective mechanism to manage the proceeds, ensuring that the proceeds from the Sustainability Bond will be used to fund the Eligible Projects.

- Planning for Use of Proceeds

Prior to the issuance of Sustainability Series Bonds, BOC shall evaluate the recent and pipeline capital spending, and develop a preliminary Eligible Project List in accordance with the procedures as described in the "Project

Evaluation and Selection” section in this Statement to ensure that the Sustainability Series Bonds proceeds can be allocated to Eligible Projects in a timely manner.

- Management of Separate Ledger

BOC shall record the source and allocation of proceeds in a separate ledger to ensure that all the net proceeds of the Sustainability Series Bonds are used to fund Eligible Projects. The ledger shall contain detailed information of the funding source (including the issue amount, the coupon rate, the issue date and the maturity date of the Sustainability Series Bonds) and the capital allocation (including the project name, the borrower description, the project category, the balance, the release date, the repayment date, the relevant FX rate and the interest rate of the loan). BOC will review and update the ledger on a quarterly basis. Any proceeds allocated to the projects that have amortized, been prepaid, sold or otherwise become ineligible shall be reallocated to newly nominated and approved Projects.

- Use of Unallocated Proceeds

Unallocated proceeds shall not be invested in greenhouse gas (GHG) intensive, highly polluting, energy intensive projects nor projects with poor social impacts. The unallocated proceeds could be temporarily invested in Sustainability Series Bonds issued by non-financial institutions in domestic or international markets, and in money market instruments with good credit rating and market liquidity, or kept in cash until they are allocated to Eligible Projects.

Reporting

As long as the Sustainability Series Bonds are outstanding, BOC will make and keep readily available up-to-date information on the allocation of the proceeds and the environmental and social performance of the funded Eligible Projects on an annual basis on its official website (<http://www.boc.cn/en/investor/ir10/>). BOC intends to maintain the transparency of information disclosure following the best practices recommended by Green Bond Principles, Social Bond Principles and Sustainability Bond Guidelines. The following contents will be disclosed annually:

- A brief description of the Eligible Projects to which the Sustainability Series Bonds proceeds were allocated, and the amount and percentage allocated to each of the categories;
- An attestation report issued by a specialized certification body assuring allocation of proceeds; and
- The expected environmental and social impacts reports, respectively, of the Eligible Projects to which the Sustainability Series Bonds proceeds have been allocated. BOC will adopt some quantitative performance measures of certain categories, where feasible, and disclose them on an aggregated portfolio basis. The environmental and social impact sections, respectively, will be reviewed by a specialized certification body.

In addition, BOC confirms that the use of proceeds of the Sustainability Series Bonds conforms to this Statement on its official website (<http://www.boc.cn/en/investor/ir10/>) on a quarterly basis.

July 2016 Green Bond

Table I-1 Detailed Information of July 2016 Green Bond

ISIN code	Currency	Tenor (year)	Coupon type	Amount (million)	CNY Equivalent Amount (million)	FX rate	CNY Net Amount (million)
XS1437622977	USD	5	Fixed	1,000	6,695	6.695	6,677.32
XS1437623355	EUR	5	Fixed	500	3,701	7.4028	3,691.74
Total							10,369.06

Table I-2 Proceeds Allocation in Terms of Category

Category	Allocated amount (CNY million)	Number of Projects	Proportion
Renewable energy	497.86	3	4.80%
Sustainable water and wastewater management	500.00	1	4.82%
Clean transportation	9,371.20	5	90.38%
Total	10,369.06	9	100.00%

Table I-3 Proceeds Allocation in Terms of Location

Location	Allocated amount (CNY million)	Proportion
Northern China	7,880.54	76.00%
Eastern China	2,222.30	21.43%
Overseas	266.22	2.57%
Total	10,369.06	100.00%

Table I-4 Environmental impact

Renewable energy (Wind)	Allocated amount (CNY million)	Annual generation(MWh)	Renewable energy capacity added(MW)	Annual GHG emissions reduced (CO ₂ tonnes)
	497.86	1,468,499	519	468,929

Sustainable water and wastewater management (Waste water treatment)	Allocated amount (CNY million)	Annual pollution prevention(tonnes)	
		COD	NH ₃ -N
	500.00	1,860	90

Clean transportation (Electrified metro)	Allocated amount (CNY million)	Annual GHG emissions reduced (CO ₂ tonnes)
	9,371.20	25,265

July 2016 Green Bond

Green Projects Example

As of 31 December 2019, the proceeds of July 2016 Green Bond have been utilized to fund 9 Eligible Green Projects.

The detail of a sustainable water and wastewater management project is summarized as follows:



A wastewater treatment project located in the eastern China, consisting of the expansion of an urban sewage treatment plant together with the laying of supporting pipeline. So far, the project has been completed. The annual sewage treatment capacity of the project is 16.22 million tons. The Bank's loan accounted for approximately 69.07% of the total project investment, which reduced COD by 1,860 tons/year and NH₃-N by 90 tons/year.

WATER

November 2017 Climate Bond

Table II-1 Detailed Information of November 2017 Climate Bond

ISIN code	Currency	Tenor (year)	Coupon type	Amount (million)	CNY Equivalent Amount (million)	FX rate	CNY Net Amount (million)
XS1720540134	USD	5	Floating	500	3,315	6.629	3,311.19
XS1720540217	EUR	3	Floating	700	5,449	7.7836	5,443.07
XS1720540308	CNY	3	Fixed	1,000	1,000	1	999.00
Total							9,753.26

Table II-2 Proceeds Allocation in Terms of Category

Category	Allocated amount (CNY million)	Number of Projects	Proportion
Clean transportation	9,753.26	11	100%

Table II-3 Proceeds Allocation in Terms of Location

Location	Allocated amount (CNY million)	Proportion
Northern China	5,606.26	57.48%
Western China	4,147.00	42.52%
Total	9,753.26	100.00%

Table II-4 Environmental impact

Clean transportation (Electrified metro)	Allocated amount (CNY million)	Annual GHG emissions reduced (CO ₂ tonnes)
	9,753.26	8,715

Green Projects Examples

As of 31 December 2019, the proceeds of November 2017 Climate Bond have been utilized to fund 11 Eligible Green Projects. The detail of a clean transportation project is summarized as follows:

The city metro project is located in Tianjin of China and total length of the line is 33.7km with 26 stations. The annual number of passengers is about 115.65 million. The Bank's loan accounted for approximately 4.77% of the total project investment, which reduces CO₂ emissions of 2,368 tons per year. The metro is expected to alleviate the heavy traffic problem in the city.



May 2018 Climate Bond

Table II-5 Detailed Information of May 2018 Climate Bond

ISIN code	Currency	Tenor (year)	Coupon type	Amount (million)	CNY Equivalent Amount (million)	FX rate	CNY Net Amount (million)
XS1830915572	USD	3	Floating	500	3,196	6.3919	3,193.40
XS1832452103	USD	5	Floating	500	3,196	6.3919	3,193.39
Total							6,386.79

Table II-6 Proceeds Allocation in Terms of Category

Category	Allocated amount (CNY million)	Number of Projects	Proportion
Renewable energy	1,298.50	7	20.33%
Clean transportation	4,464.33	6	69.90%
Sustainable water and wastewater management	623.96	2	9.77%
Total	6,386.79	15	100.00%

Table II-7 Proceeds Allocation in Terms of Location

Location	Allocated amount (CNY million)	Proportion
Mid-south China	943.85	14.78%
Northern China	2,140.00	33.51%
Eastern China	2,948.29	46.16%
Overseas	354.65	5.55%
Total	6,386.79	100.00%

Table II-8 Environmental impact

Renewable energy (Wind)	Allocated amount (CNY million)	Annual generation(MWh)	Renewable energy capacity added(MW)	Annual GHG emissions reduced (CO ₂ tonnes)
	1,298.50	464,120	1,029.55	107,814

Sustainable water and wastewater management (Waste water treatment)	Allocated amount (CNY million)	Annual pollution prevention(tonnes)	
		COD	NH ₃ -N
	623.96	6,736	561

Clean transportation (Electrified metro)	Allocated amount (CNY million)	Annual GHG emissions reduced (CO ₂ tonnes)
		4,464.33

May 2018 Climate Bond

Green Projects Example

As of 31 December 2019, the proceeds of May 2018 Climate Bond have been utilized to fund 15 Eligible Green Projects. The detail of a sustainable water and wastewater management project is summarized as follows:

The Sewage treatment renovation project is located in the Shanghai of China, consisting of the expansion of an urban sewage treatment plant. So far, the project has been completed. The annual sewage treatment capacity of the project is 65.70 million tons. The Bank's loan accounted for approximately 60.61% of the total project investment, which reduced COD by 6,504 tons/year and NH₃-N by 538 tons/year



November 2018 Climate Bond

Table II-9 Detailed Information of November 2018 Climate Bond

ISIN code	Currency	Tenor (year)	Coupon type	Amount (million)	CNY Equivalent Amount (million)	FX rate	CNY Net Amount (million)
XS1899011784	JPY	3	Fixed	30,000	1,832	0.0611	1,828.35
XS1878123139	CNY	2	Fixed	800	800	1	799.52
Total							2,627.87

Table II-10 Proceeds Allocation in Terms of Category

Category	Allocated amount (CNY million)	Number of Projects	Proportion
Clean transportation	2,627.87	3	100.00%
Total	2,627.87		100.00%

Table II-11 Proceeds Allocation in Terms of Location

Location	Allocated amount (CNY million)	Proportion
Mid-south China	2,564.87	97.60%
Eastern China	63.00	2.40%
Total	2,627.87	100.00%

Table II-12 Environmental impact

Clean transportation (Electrified metro)	Allocated amount (CNY million)	Annual GHG emissions reduced (CO ₂ tonnes)
	2,627.87	5,149

Green Projects Example

As of 31 December 2019, the proceeds of November 2018 Climate Bond have been utilized to fund 3 Eligible Green Projects. The detail of a clean transportation project is summarized as follows:

The city metro project is located in Guangdong Province of China and total length of the line is 60.9km with 21 stations. The annual number of passengers is 126.09 million. The Bank's loan accounted for approximately 6.93% of the total project investment, which reduces CO₂ emissions of 3,754 tons. The metro is expected to alleviate the heavy traffic problem in the city.



October 2019 Climate Bond

Table II-13 Detailed Information of October 2019 Climate Bond

ISIN code	Currency	Tenor (year)	Coupon type	Amount (million)	CNY Equivalent Amount (million)	FX rate	CNY Net Amount (million)
XS2057847050	USD	3	Floating	350	2,478	7.0789	2,471.60
XS2060692873	EUR	2	Fixed	300	2,342	7.8052	2,338.51
XS2061682188	CNY	2	Fixed	2,000	2,000	1	1,998.00
Total							6,808.11

Table II-14 Proceeds Allocation in Terms of Category

Category	Allocated amount (CNY million)	Number of Projects	Proportion
Clean transportation	4,169.69	7	61.25%
Renewable energy	2,638.42	6	38.75%
Total	6,808.11	13	100.00%

Table II-15 Proceeds Allocation in Terms of Location

Location	Allocated amount (CNY million)	Proportion
Mid-south China	1,316.64	19.34%
Eastern China	1,665.00	24.46%
Northern China	1,725.38	25.34%
Northwest China	2,101.09	30.86%
Total	6,808.11	100.00%

Table II-16 Environmental impact

Renewable energy (Wind&Integrated energy)	Allocated amount (CNY million)	Annual generation(MWh)	Renewable energy capacity added(MW)	Annual GHG emissions reduced (CO ₂ tonnes)
	2,638.42	1,063,631	1,098	130,550

Clean transportation (Electrified metro)	Allocated amount (CNY million)	Annual GHG emissions reduced (CO ₂ tonnes)
	4,169.69	44,260

October 2019 Climate Bond

Green Projects Example

As of 31 December 2019, the proceeds of October 2019 Climate Bond have been utilized to fund 13 Eligible Green Projects. The detail of an integrated energy project is summarized as follows:

The integrated energy project is located in Inner Mongolia Autonomous Region of China. So far, this project is under construction. The project consists of wind power project with capacity of 400 MW and expected electricity generation of about 802,400 MWh annually, photovoltaic power project with capacity of 200 MW and expected electricity generation of about 321,600 MWh annually



May 2018 Sustainability Bond

Table III-1 Detailed Information of May 2018 Sustainability Bond

ISIN code	Currency	Tenor (year)	Coupon type	Amount (million)	CNY Equivalent Amount (million)	FX rate	CNY Net Amount (million)
HK0000422813	HKD	2	Fixed	3,000	2,444	0.8146	2,441.58

Table III-2 Proceeds Allocation in Terms of Category

Category	Allocated amount (CNY million)	Number of Projects/Beneficiaries	Proportion
Renewable energy	180.68	2	7.40%
Clean transportation	865.42	3	35.44%
Employment generation	840.82	2,835	34.44%
Access to essential services	554.66	31,175	22.72%
Total	2,441.58	5/34,010	100.00%

Table III-3 Proceeds Allocation in Terms of Location

Location	Allocated amount (CNY million)	Proportion
Northeast China	263.33	10.78%
Northern China	155.03	6.35%
Eastern China	264.34	10.83%
Western China	252.23	10.33%
Mid-south China	1,506.65	61.71%
Total	2,441.58	100.00%

Table III-4 Environmental impact

Renewable energy (Wind)	Allocated amount (CNY million)	Annual generation(MWh)	Renewable energy capacity added(MW)	Annual GHG emissions reduced (CO ₂ tonnes)
	180.68	148,050	99	20,803

Clean transportation (Electrified metro)	Allocated amount (CNY million)	Annual GHG emissions reduced (CO ₂ tonnes)
	865.42	6,562

May 2018 Sustainability Bond

Table III-5 Social impact

Access to essential services		
Location	Government-sponsored student loan	
	Loan Amount (CNY million)	Number of beneficiaries
Northeast China	126.28	8,153
Northern China	109.88	5,124
Eastern China	53.87	2,706
Western China	112.04	7,230
Mid-south China	152.59	7,962
Total	554.66	31,175

Employment generation								
Location	Personal startup loan		Farmer household microbusiness loan		Farmer household individually-owned business loan		Total	
	Loan Amount (CNY million)	Number of beneficiaries	Loan Amount (CNY million)	Number of beneficiaries	Loan Amount (CNY million)	Number of beneficiaries	Loan Amount (CNY million)	Number of beneficiaries
Northeast China	100.43	1,095	13.80	38	22.82	42	137.05	1,175
Northern China	11.99	114	12.08	31	21.08	102	45.15	247
Eastern China	6.56	29	138.08	158	65.83	131	210.47	318
Western China	45.28	415	25.86	44	69.05	174	140.19	633
Mid-south China	0.45	10	257.16	375	50.36	77	307.96	462
Total	164.71	1,663	446.98	646	229.14	526	840.82	2,835

Location	Access to essential services & Employment generation Total	
	Loan Amount (CNY million)	Number of beneficiaries
Northeast China	263.33	9,328
Northern China	155.03	5,371
Eastern China	264.33	3,024
Western China	252.23	7,863
Mid-south China	460.56	8,424
Total	1,395.48	34,010

May 2018 Sustainability Bond

Social Projects Example

As of 31 December 2019, the proceeds of May 2018 Sustainability Bond have been utilized to fund 5 Eligible Green Project and social Project including Access to essential services & Employment generation. The detail of Access to essential services ---Government-sponsored student loan in Guangdong Province is summarized as follows:



BOC has joined the Government-sponsored student loan program, which grants loans to students from poor families in universities and colleges, in payment for their study and living costs at school. As of 31 December 2019, for example, 87.86% of Government-sponsored student allocated to Guangdong provinces has been utilized to the following four universities:

- CNY 26.82 million to 1,310 students from South China University of Technology;
- CNY 6.51 million to 385 students from Shantou University;
- CNY 15.28 million to 646 students from Jinan university;
- and
- CNY 40.79 million to 1,771 students from Yat-sen University.

Bank of China Limited

26 April 2020