



HKEX Data Marketplace

User Guide

Version: 3.0

1 Dec 2025

@Copyright 2025 HKEX

All Rights Reserved

Versions

#	Publication Date	Version
1.0	18 Dec 2024	First issue
2.0	10 Apr 2025	<p>Major updates by section:</p> <ul style="list-style-type: none"> • Section 2 Data Catalog: Added Section 2.1 Data product page. • Section 2.2 New user registration: Updated with new registration process. • Section 2.3 Signing in and signing out: Added additional information on menus. • Section 2.4.2.1 Checkout – Address: Revised to pre-populated user registration information. • Section 2.4.2.3 Checkout – Delivery: Updated Delivery Destination setup options. • Section 3 Settings: Added 3.2 User Settings. • Section 4 My Account: Added data download information under 4.3 My Data; added 4.4 My Subscriptions. • Updated screenshots with the latest Data Marketplace interface across all sections.
3.0	1 Dec 2025	<p>Major updates by section:</p> <ul style="list-style-type: none"> • Terms and Conditions acceptance: Changed from registration-based to order-based. Corresponding instructions were added under 2.4.2 Checkout. • Section 2.3 Signing in and signing out: Added remarks for password requirements and account lockout policies. • Section 2.4.2 Checkout: Updated checkout process upon the introduction of more payment options.

		<ul style="list-style-type: none">• Updated screenshots and navigation instruction with the latest Data Marketplace interface across all sections.
--	--	--

DISCLAIMER

HKEX and/or its subsidiaries have endeavoured to ensure the accuracy and reliability of the information provided in this document, but do not guarantee its accuracy and reliability and accept no liability (whether in tort or contract or otherwise) for any loss or damage arising from any inaccuracy or omission or from any decision, action or non-action based on or in reliance upon information contained in this document.

Contents

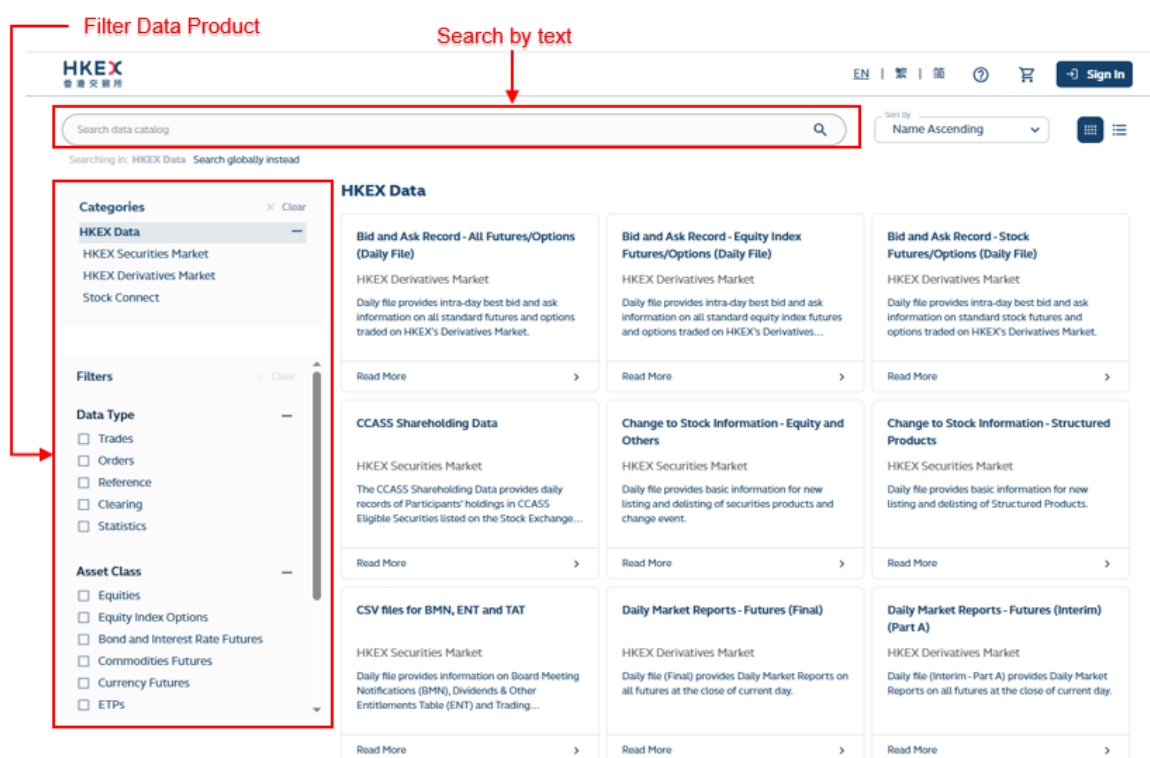
1 Overview.....	5
2 Data Catalog.....	5
2.1 Data product page	5
2.1.1 Licensing Options	6
2.1.2 Downloading Data.....	7
2.2 New user registration.....	7
2.3 Signing in and signing out.....	9
2.4 Cart & Checkout	11
2.4.1 Shopping Cart.....	12
2.4.2 Checkout	13
3 Settings	19
3.1 Data Delivery Destinations	19
3.2 User Settings.....	20
4 My Account	20
4.1 My Profile	20
4.2 Order History	21
4.3 My Data.....	21
4.4 My Subscriptions	23

1 Overview

HKEX Data Marketplace is a web-based platform that will give all clients direct access to HKEX's historical data products. This user guide is written to enable users to make full and efficient use of the HKEX Data Marketplace, it aims to provide guidance on the Data Catalog, Account Management, Check Out and Data Download process.

2 Data Catalog

The Data Catalog is the default landing page for Data Marketplace. This screen allows users to browse the data products available in the data catalog and sign in to access the full functionalities.



Users can use the search box to find data products which are related to the term they are searching for and/or filter the products which match their requirements using the navigation panel on the left.

Click on a data product and view detailed information about that data product.

2.1 Data product page

The data product page provides the **Product Overview**, **Description**, **Technical Details**, **Usage Terms** and **Licensing Options** of a data product. It also allows user to access the **Download** feature for licensed data product.

HKEX
香港交易所

EN | 繁 | 簡 | 购物车 | Sign In

Data Catalog / HKEX Data / HKEX Securities Market

Historical Full Book - Securities Market (CSV Format)

HKEX

Daily file provides information on every order and trade recorded on the HKEX's Main Board and GEM stocks in CSV format.

[Licensing Options →](#)

Product Overview:

Asset Classes	Equities, ETPs, REITs, Warrants, CBBCs, Debt Securities
Category	HKEX Securities Market
Coverage	HKEX Main Board, HKEX GEM
Data Type	Trades, Orders
Date Range	03/01/2022 - 01/12/2025
Delivery Time	normally at around 10:00 p.m. HKT (UTC+08:00) on T
Issue Basis	Daily
Format	csv
Dataset Code	CFBC
Last Updated	01/12/2025
Delivery Method	Download Email API

Description | Technical Details | Usage Terms

Data contents:
Stock code, order information (add order, modify order and delete order) and trade information (transaction time, traded price and quantity, etc. of new trade and trade cancellation).

Stock coverage:
All stocks tradable on the Main Board and GEM including ordinary and preference shares, equity warrants and derivatives warrants, etc.

For additional technical information and product history, please contact us.

2.1.1 Licensing Options

Click the **Licensing Options** button at the top of the page to navigate to the license options section.

Select license option:

Historical Data HKD 200,000.00

Start Date: Jan 2022 End Date: Apr 2025

Add to cart HKD 5,000.00/month

Subscription - 3 Months HKD 15,000.00

Start Date: 01 Apr 2025

Add to cart HKD 5,000.00/month

Subscription - 6 Months HKD 30,000.00

Start Date: 01 Apr 2025

Add to cart HKD 5,000.00/month

Subscription - Annual (15% discount) HKD 51,000.00

Start Date: 01 Apr 2025

Add to cart HKD 4,250.00/month

The license options allow users to license different ranges of historical data products or subscribe to data products on an on-going basis for different periods of time.

The following license options are available:

Historical Data

- **Pre-selected period** – this allows the users to access a pre-selected historical date range of data product.

- **Flexible period** – this allows the users to flexibly specify the historical date range of data product.

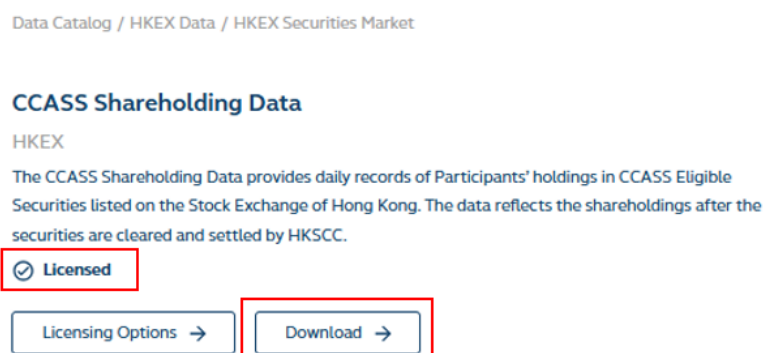
Subscriptions

- **Pre-selected period** – this is a subscription for a pre-selected period such as 3 months, 6 months or annually. The data product subscriber is charged for the full amount at the beginning of the subscription period. User can select the subscription to commence from the current month, next month or the month after next.

Note: If users are interested to purchase data for the current month or a specific period not listed under the licensing options, please contact us at datamarketplace@hkex.com.hk.

2.1.2 Downloading Data

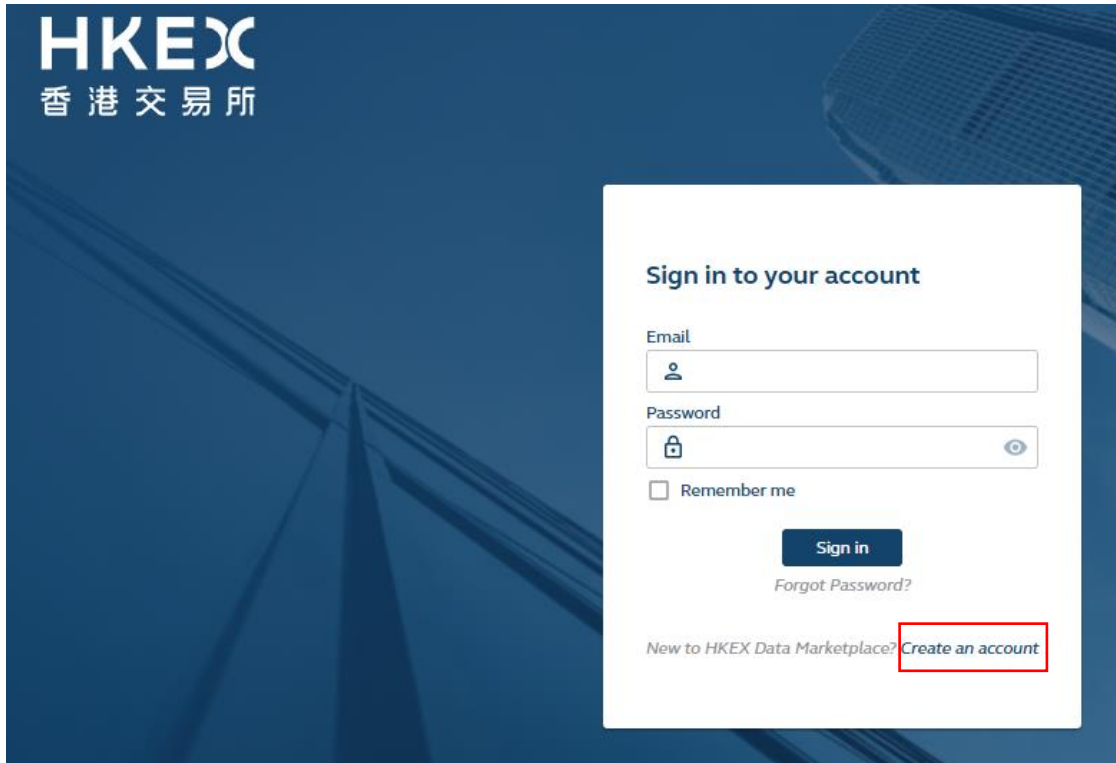
Data product which signed-in users have licensed will display a **Licensed** flag on the product page and the **Download** button will also be available:



For detailed information on the **Download** function, please refer to the guide provided for **Download Data** pop up under [Section 4.3 My Data](#).

2.2 New user registration

To create a new user account click **Sign In** on the top right menu and then click on the **Create an account** link in the sign in screen.



The image shows the HKEX Data Marketplace sign-in and account creation interface. The HKEX logo and name in Chinese are at the top left. The main heading is "Sign in to your account". Below this are fields for "Email" and "Password", each with an icon (person and lock respectively). There is a "Remember me" checkbox. A "Sign in" button is present, along with a "Forgot Password?" link. At the bottom, there is a link "New to HKEX Data Marketplace? Create an account" which is highlighted with a red rectangle.

HKEX
香港交易所

Sign in to your account

Email

Password

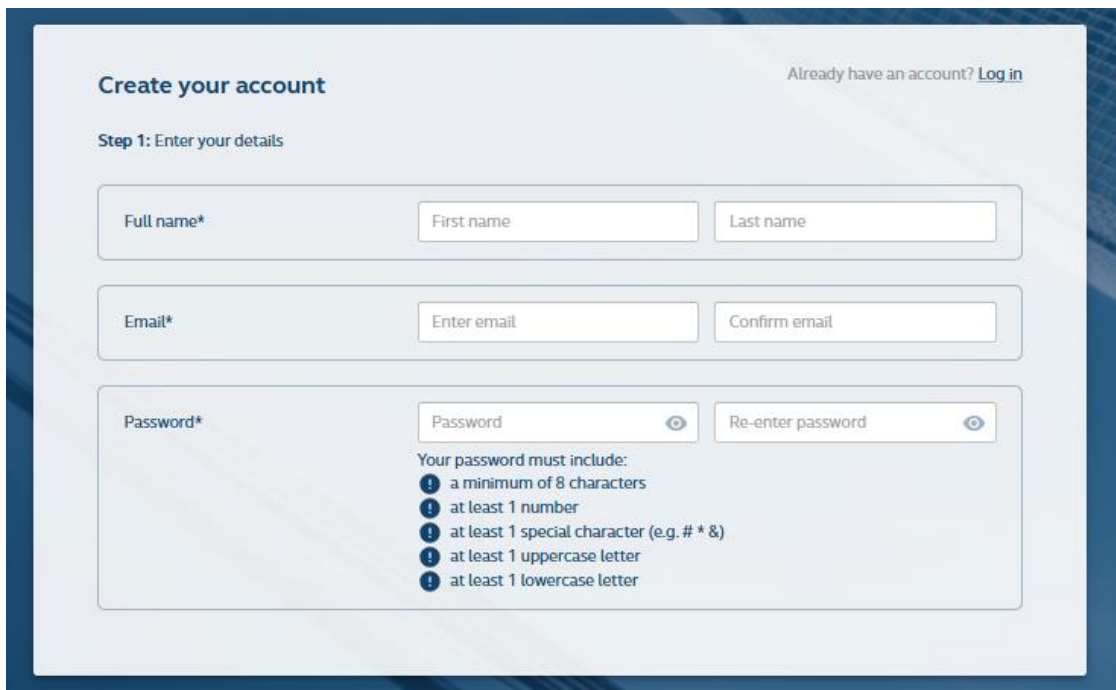
☐ Remember me

Sign in

[Forgot Password?](#)

New to HKEX Data Marketplace? [Create an account](#)

User will be taken to the account creation page to enter user details, provide account type information, and Data and Marketing Preferences.



The image shows the "Create your account" form. It has a heading "Create your account" and a link "Already have an account? Log in". The form is divided into three sections: "Full name*", "Email*", and "Password*". Each section has input fields for the respective details. The "Password*" section includes a list of requirements for the password.

Create your account

Already have an account? [Log in](#)

Step 1: Enter your details

Full name*

First name

Last name

Email*

Enter email

Confirm email

Password*

Password

Re-enter password

Your password must include:

- ! a minimum of 8 characters
- ! at least 1 number
- ! at least 1 special character (e.g. # * &)
- ! at least 1 uppercase letter
- ! at least 1 lowercase letter

Step 2: Select account type: Business, Academic or Personal and complete the form

Account Type* Business ☒ Academic ☐ Personal ☐

Company Name*

Address 1*

Address 2

City* State / Province

Country* Postcode

Data and Marketing Preferences

☐ I do not wish to receive information about HKEX's and its affiliates' financial services and information services.

☐ I do not wish to undertake any transfer of my name and contact details to your affiliates for the purposes of receiving information from them about their financial services and information services.

By clicking "Create an account", I consent to the processing of my personal data in according with the [Privacy Policy Statement](#)

Create an account →

Once user has provided registration details and clicked the **Create an account** button, an email with a verification link (valid for 1 day) will be sent to the registered email. If the link is expired, user will need to Sign in again to trigger another verification link.

Clicking the verification link will complete the email verification process and take the user back to the site.

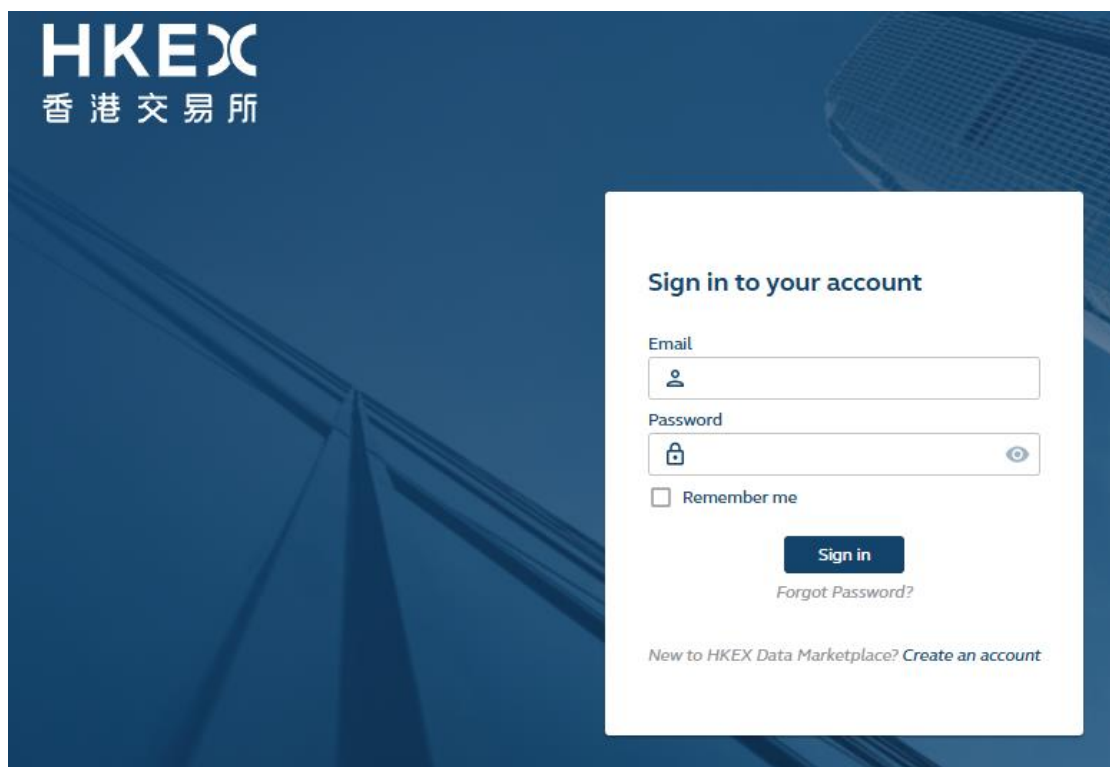
Note: Users who have registered prior to 10 Apr 2025 will be prompted to update additional information which was not available in previous Data Marketplace version upon next login, including Account Type, address information, as well as Data and Marketing Preferences.

2.3 Signing in and signing out

Go to the site and click the **Sign In** button on the top account menu bar.



Enter email and password and click **Sign in**.



If the signing in is successful, the Data Catalog page will be displayed.

If incorrect credentials were entered, user will be prompted to try again. After five consecutive incorrect login attempts, the account will be locked for 30 minutes. The lockout period will increase by 30 minutes for every five incorrect login attempts. Please contact the Data Marketplace Helpdesk at datamarketplace@hkex.com.hk for any issues.

To reset password, click on the “**Forgot Password?**” link below the Sign in button and follow the instructions. The new password must differ from the previous five passwords.

Signed-in users will see the following menus in the top menu bar:

- **Help** – provides contact details for Product Queries and Technical Support.
- **Settings** – access **Data Delivery Destinations** and **User Settings**.

- **Data Delivery Destinations:** select **Default Delivery Destinations**, add and manage delivery destinations
- **User Settings:** adjust the maximum size of an extract file for data request and turn on/off subscription email notification

Please refer to [Section 3 Settings](#) for further information.

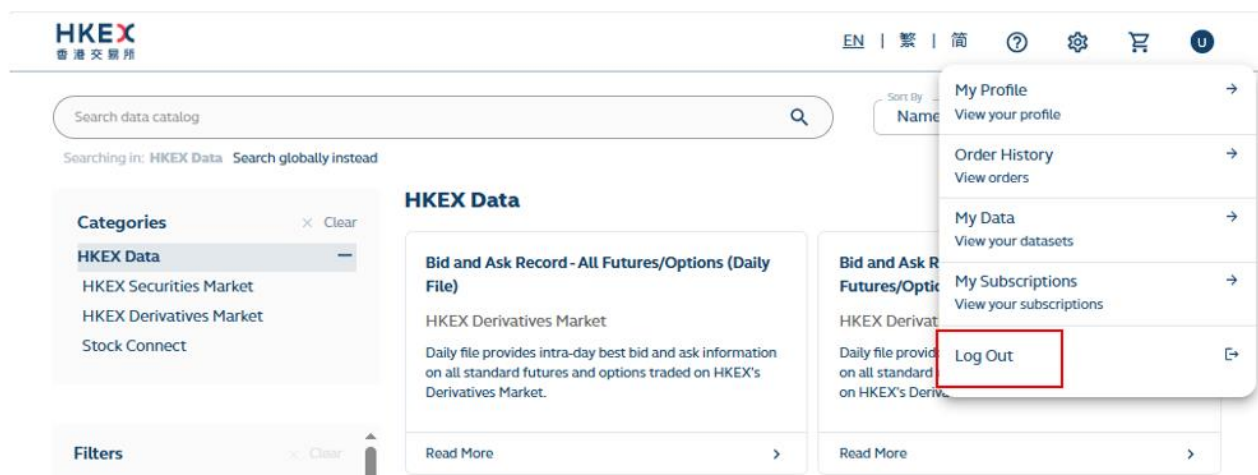
- **My Account** – access account related information including **My Profile**, **Order History**, **My Data**, **My Subscriptions**, as well as the ability to **Log Out** of your account.
 - **My Profile:** view registered account details.
 - **Order History:** view the history of orders placed.
 - **My Data:** view and access the data products user has been licensed with.
 - **My Subscriptions:** view subscriptions and configure Delivery Destination for each subscription.

Please refer to [Section 4 My Account](#) for detailed information.

- **My Cart** – view any items in your shopping cart.

To return to the home page, click **HKEX Logo** on the top navigation menu bar.

To exit the session, click **My Account** on the top menu and then click **Log out** from the dropdown menu.



2.4 Cart & Checkout

The cart and checkout process allow users to select and submit an order for data products from Data Catalog. The checkout allows the user to provide their details and specify payment and delivery options.

2.4.1 Shopping Cart

2.4.1.1 Adding items to your cart

To add an Item to the cart, go to the data product and navigate to the licensing options section, select the data product you would like to purchase and click **Add to cart**. Added product will show as **Added**.

Select license option:

The screenshot displays a 'Select license option' section with four product cards:

- Historical Data**: Price HKD 200,000.00. Start Date: Jan 2022, End Date: Apr 2025. Button: Add to cart (highlighted with a red box).
- Subscription - 3 Months**: Price HKD 15,000.00. Start Date: 01 Apr 2025. Button: Added (highlighted with a red box).
- Subscription - 6 Months**: Price HKD 30,000.00. Start Date: 01 Apr 2025. Button: Add to cart.
- Subscription - Annual (15% discount)**: Price HKD 51,000.00. Start Date: 01 Apr 2025. Button: Add to cart.

Each card also shows a monthly fee: HKD 5,000.00/month for the first three options and HKD 4,250.00/month for the annual subscription.

2.4.1.2 Viewing your cart


To view the contents of the shopping cart, click on the **My Cart** button in the top menu.



User will be taken to the cart page which will show all the items in the cart. User may remove items by clicking on the delete icon and empty the cart by clicking Clear Cart. Click on the **Secure Checkout** to start the checkout process. User will be redirected to **Sign In** page if not yet signed in.

If a promo code is available, enter the code in **My Cart**. Promo codes cannot be applied once checkout begins.

My Cart		2 Items
CCASS Shareholding Data	> HKEX Securities Market	HKD 180,000.00
	> Subscription - Annual	
	> Starts on 01 Dec 2025	
Subscription		
Historical Full Book - Securities Market (CSV Format)	> HKEX Securities Market	HKD 10,000.00
	> Historical Data	
	> Oct 2025 - Nov 2025	
Historical		
< Return to Data Catalog		× Clear Cart

Cart Summary	
Subscription ^	HKD 180,000.00
CCASS Shareholding Data	
> Subscription - Annual	HKD 180,000.00
> Starts on 01 Dec 2025	
Historical ^	HKD 10,000.00
Historical Full Book - Securities Market (CSV Format)	
> Historical Data	HKD 10,000.00
> Oct 2025 - Nov 2025	
Promo Code	Apply
Total	HKD 190,000.00
Accepted Payments	
	
Secure Checkout	

2.4.2 Checkout

The checkout is a 4-step process:

1. Account Details
2. Payment Method
3. Order Status
4. Delivery

2.4.2.1 Checkout – Account Details

The address screen will pre-populate user's registered account type and address information.

Data Catalog > Cart > Checkout

Step 1 Account Details

Step 2 Payment Method

Step 3 Order Status

Step 4 Delivery

Checkout | Account Details

Account Type *

Business ☒
Academic ☐
Personal ☐

Full Name *

Company Name *

Address Line 1 *

Address Line 2

City *
Country *

State/Province
Postcode

[← Go back to My Cart](#)

Cart Summary

Subscription ^ **HKD 180,000.00**

CCASS Shareholding Data

> Subscription - Annual **HKD 180,000.00**
> Starts on 01 Dec 2025

Historical ^ **HKD 10,000.00**

Historical Full Book - Securities Market (CSV Format)

> Historical Data **HKD 10,000.00**
> Oct 2025 - Nov 2025

Promo Code

Total **HKD 190,000.00**

Accepted Payments



[Proceed to Payment](#)

View and confirm the Cart Summary, click **Continue** to proceed to the payment.

2.4.2.2 Checkout – Payment Method

Currently, four types of payment methods are available. Some options may appear greyed out if not supported for the specific transaction, for example, when the order amount exceeds the allowed transaction limit.

- Bank Transfer
- Credit Card
- HK FPS QR Code
- PayPal

User must accept the [Terms and Conditions](#) to proceed.

Data Marketplace User Guide

Data Catalog > Cart > Checkout

Step 1 Account Details


Step 2 Payment Method


Step 3 Order Status


Step 4 Delivery


Checkout | Payment Method

Please select a payment method:

☒ Bank Transfer 

☐ Credit Card 

☐ HK FPS QR Code 

☐ PayPal 

For Visa or Mastercard, payment is available via PayPal.

The greyed-out payment methods are not supported for this transaction. Please select an alternative payment method to proceed.

[← Go back to Account Details](#)

Cart Summary

Subscription ▼ HKD 180,000.00

Historical ▼ HKD 10,000.00

Promo Code

Total HKD 190,000.00

☐ I accept the [terms and conditions](#).



datamarketplace@hkex.com.hk

Terms and Conditions

We, the subscriber, understand that by subscribing to HKEX Data Products, we agree to be bound by the terms and conditions set out below.

1. HKEX DATA PRODUCTS

HKEX Data Products comprises all historical data products and reference data available for subscription from HKEX Information Services Limited ("HKEX-IS") in digital form as listed from time to time on the Historical Data section of Hong Kong Exchanges and Clearing Limited's ("HKEX") website.

2. PROPRIETARY INTEREST

We understand and acknowledge that we have no entitlement to any proprietary rights including without limitation rights of copyright in the subscribed data products (including third party content, if any), which rights are owned by or licensed to HKEX-IS/the relevant company within HKEX group or owned by the third party content providers, as the case may be.

3. REDISTRIBUTION PROHIBITED

We shall not, in whatever form, reproduce, distribute, retransmit or disseminate, or otherwise permit any parties to reproduce, distribute, retransmit or disseminate all or any part of HKEX Data Products.

4. SERVICE DISCONTINUANCE OR MODIFICATION

HKEX-IS may, with or without notice to us, (1) discontinue its provision of all or any HKEX Data Products; (2) modify the means or format by which it provides HKEX Data Products; and (3) change or eliminate information contained in HKEX Data Products; whether or not any such discontinuance, modification, change or elimination would require us to make any changes in our equipment or would adversely affect our business. In case of discontinuation by HKEX-IS, we understand that HKEX-IS will refund to us any prepaid amounts in respect of undelivered compact diskettes.

5. DATA NOT GUARANTEED

HKEX-IS, its holding companies and/or any subsidiaries of such holding companies do not guarantee the timeliness, accuracy or completeness of the information provided in HKEX Data Products and accept no liability (whether in tort or contract or otherwise) for any loss or damage arising from any delay, inaccuracies or omissions.

6. CHANGES TO THE TERMS AND CONDITIONS

HKEX-IS reserves the right to make changes to the terms and conditions at any time.

Click **Place Order** to submit the order.

Data Catalog > Cart > Checkout

Step 1 Account Details


Step 2 Payment Method


Step 3 Order Status


Step 4 Delivery


Checkout | Payment Method


Please select a payment method:

☒ Bank Transfer 



☐ Credit Card 

☐ HK FPS QR Code 

☐ PayPal 

For Visa or Mastercard, payment is available via PayPal.

The greyed-out payment methods are not supported for this transaction. Please select an alternative payment method to proceed.

[← Go back to Account Details](#)

Cart Summary


Subscription  HKD 180,000.00

Historical  HKD 10,000.00

Promo Code

Total HKD 190,000.00

☒ I accept the [terms and conditions](#).

 Place Order

2.4.2.3 Checkout – Order Status

Once an order is successfully placed, an order confirmation email will be sent to the registered email address. Users can also view the order ID and a detailed summary on the **Order Status** page. If the user opts for bank transfer, the corresponding instruction will be displayed as well.

Click **Continue** to proceed.

Data Marketplace User Guide

Data Catalog > Cart > Checkout

Step 1 Account Details

Step 2 Payment Method

Step 3 Order Status

Step 4 Delivery

Checkout | Order Status

✓ Thank you for your order.
Your Order ID is D2502998

An order confirmation will be sent to your email address shortly.

Please refer to below bank transfer details to complete your purchase:

Bank Transfer Details

Name of Bank: The Hongkong and Shanghai Banking Corporation Limited

Bank Code: 004

Account Number: 500-478789-001

Account Name: Hong Kong Exchanges and Clearing Limited

Bank Address: 1 Queen's Road Central, Hong Kong

Swift Code: HSBCHKHCHKH

- Payment via direct deposit/bank transfer should be in Hong Kong Dollars, kindly be reminded that all bank charges (including interbank charges) incurred must be borne by subscriber. Please settle all bank charges separately with your bank so as to make sure that the exact order amount will be credited to our bank account.
- This order will be processed upon the receipt of full payment. Please make payment with bank remittance returned by email to datamarketplace@hkex.com.hk within 14 working days. No further receipts/demand notes will be issued, please take this Order Confirmation for record.

If you have any queries on your order, please contact us at datamarketplace@hkex.com.hk. Please quote the Order ID in all your correspondence with us.

Your Cart Summary

CCASS Shareholding Data

Subscription

- › HKEX Securities Market
- › Subscription - Annual
- › Starts on 01 Dec 2025

HKD 180,000.00

Historical Full Book - Securities Market (CSV Format)

Historical

- › HKEX Securities Market
- › Historical Data
- › Oct 2025 - Nov 2025

HKD 10,000.00

Sub-total

HKD 190,000.00

Amount Due

HKD 190,000.00

Continue

2.4.2.4 Checkout – Delivery

User will be taken to the **Delivery** page where the user is able to specify the **Delivery Destination** of the order. User can choose to **Set Up Later** or **Submit** their delivery preferences to proceed.

User can **Configure New Delivery Destination** by clicking the **Add new delivery destination** button. To configure the delivery destination for each product separately, deselect **All datasets in this order to be delivered to the same destination**.

If you require any support or have inquiries about your order, please reach out to us at datamarketplace@hkex.com.hk. Please reference your Order ID: D2502998 in all correspondence

Note:

- For Subscriptions, if no delivery destination is specified, the data will be sent to the **Default Delivery Destination** under **Settings** - [Section 3.1 Data Delivery Destinations](#). User can manage delivery destinations per subscription via **My Subscriptions** under **My Account** after the order is fulfilled. Please refer to [Section 4.4 My Subscriptions](#) for further details.

- For historical data, the data delivery will not be automatically triggered unless a delivery destination is specified. If the user chooses to **Set Up Later**, please visit **Order History** under **My Account** to complete the setup.

← Go to Data Catalog

My Profile **Order History** My Data My Subscriptions

Order ID ↓ Search	Order Status 11 Filter By	Order Date ↓ Date	Total	Actions
D2502998 ▲	Pending Bank Transfer	02/12/2025	HKD 190,000.00	...
Product	Category	License Type	Date Range	Delivery Destination
CCASS Shareholding Data	HKEX Securities Market	Subscription	01/12/2025 - 30/11/2026	Destination Not Set
Historical Full Book - Securities Market (CSV Format)	HKEX Securities Market	Historical	01/10/2025 - 30/11/2025	Destination Not Set

→ Set Delivery Destination

3 Settings

The settings screens can be accessed by clicking on **Settings** in the top right menu.

3.1 Data Delivery Destinations

Data Delivery Destinations include the following features:

HKEX 香港交易所

EN | 繁 | 簡 | ? | ⚙️ | 🛒 | U

← Go to Data Catalog

Settings

Data Delivery Destinations User Settings

Data Delivery Destinations
Select your default delivery destination from the dropdown list. If you want to add more destinations, you can do so by clicking the "Add Delivery Destination".
SFTP File Transfer is also supported. Please refer to the FAQ page or contact us for further details.

Default Delivery Destination

Default Delivery Destination
Download link via email

+ Add Delivery Destination

AWS S3 AWS S3

Edit Delete

Default Delivery Destination – user's primary delivery destination preference for data download request.

Note: *Display on UI* should only be selected for SFTP only users. Please refer to SFTP guide.

Add Delivery Destination - add cloud delivery options, available cloud configuration guide can be found under [Guidance & Reference Materials](#) page.

User added cloud delivery destinations will be shown on the page where user can view, **Edit** and **Delete** each delivery destination.

For **SFTP**, please refer to SFTP guide under [Guidance & Reference Materials](#) page.

3.2 User Settings

To access the user settings, click on **Settings** in the top bar and then select the **User Settings** tab.

In this screen user can:

- **Specify the maximum size of an extract file:** if the data product extraction size requested is over the maximum file size specified, it will be partitioned into multiple files with each extract file size lower than the maximum value. Allowed range is 1-20 gigabytes with 20 gigabytes as the default value.
- **Subscription email notification:** only applicable to cloud delivery. Toggle between **On** or **Off** for receiving email notifications when a subscribed data product is published. For subscriptions with data delivery destination set to **Download link via email**, user will still receive emailed download links even the email notification is toggled Off.

The screenshot displays the 'User Settings' page. On the left, there is a sidebar with the HKEX logo and a link to 'Go to Data Catalog'. The main content area has two tabs: 'Data Delivery Destinations' and 'User Settings' (which is active). Below the tabs, there is a section titled 'User Settings' with a description: 'Use the user settings to configure your preferences for preview or data extraction.' The settings are listed in a table-like format:

Whether to use dates and times in local time	Off	On
Time range	Time Range	Continuous
Enable Symbology	Off	On
Expand Chain	Off	On
Specify the maximum size of an extract file	20	GB
Subscription fulfillment notification	Off	On
Display estimated size in preview	Off	On

4 My Account

My Account menu allows user to access account related information including **My Profile**, **Order History**, **My Data**, **My Subscriptions**, as well as the ability to **Log Out** of the account.

4.1 My Profile

My Profile screen displays user's registered account details. To modify registered account information, please contact datamarketplace@hkex.com.hk.

[← Go to Data Catalog](#)

[My Profile](#) [Order History](#) [My Data](#) [My Subscriptions](#)

My Profile

Full Name

user registered First Name

user registered Last Name

Email Address

user registered Email Address

4.2 Order History

Order History screen allows user to view the history of orders placed on Data Marketplace including product, licence Type, date range, purchase date and order status.



[EN](#) | [繁](#) | [簡](#) | [?](#) | [⚙](#) | [🛒](#) | [U](#)

[← Go to Data Catalog](#)

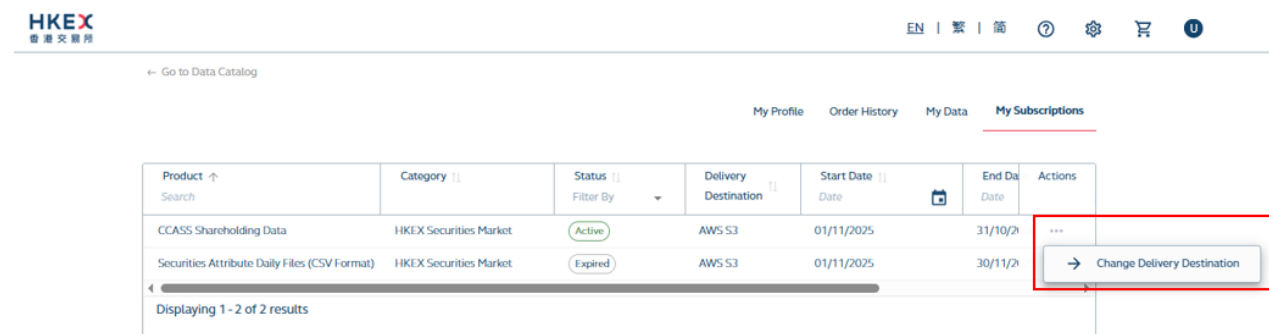
[My Profile](#) [Order History](#) [My Data](#) [My Subscriptions](#)

Order ID Search	Order Status Filter By	Order Date Date	Total	Actions
D2502971	Complete	30/11/2025	HKD 32,500.00	
D2502970	Complete	30/11/2025	HKD 180,000.00	
D2502966	Pending Payment	30/11/2025	HKD 800.00	...
Displaying 1 - 3 of 3 results		Items per page 15 < < 1 > >		

4.3 My Data

My Data screen allows user to view and access the licensed data products for the date range entitled.

Click the **Download** button under the **Access Data** column to initiate a download request.



The following pop up will appear under **Download Data**:

Download Data

You can download up to one year period at a time.
Pre-filled dates default to the latest one year period of your data entitlement.

Name your download

Select Period *

Start Date *

End Date *

Set Delivery Destination *

Delivery Destination *

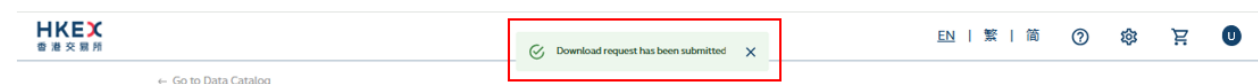
Download link via email

Cancel →

Download →

1. **Name your download**: optional field. Enter a name for this download request, this will appear on the delivery confirmation email and help user identify what download the delivery relates to.
2. Specify the date range for the download using the Start and End Date fields:
 - user can download up to one year period at a time. The download request will return an error if selected period exceeds one year.
 - pre-filled dates default to the latest one year period of user's entitlement.
3. Select the Delivery Destination to be delivered to: User can change the destination by selecting from the dropdown list.
4. Click **Download** to submit the request.

If the download request went through, a pop up will appear on the top of the screen confirming the request has been submitted.



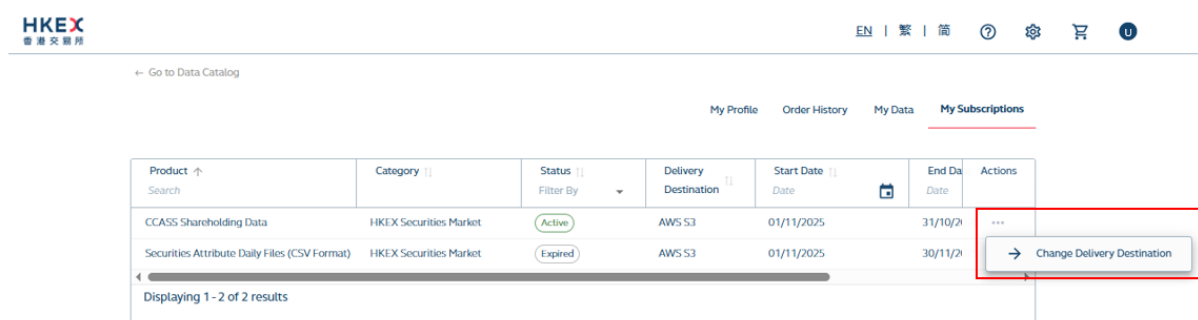
Requested data will be delivered to the selected destination after the data request is processed.

An alternative way to access the **Download** function is via the data product page under **Data Catalog**. Please refer to [Section 2.1.2 Downloading Data](#) for further details.

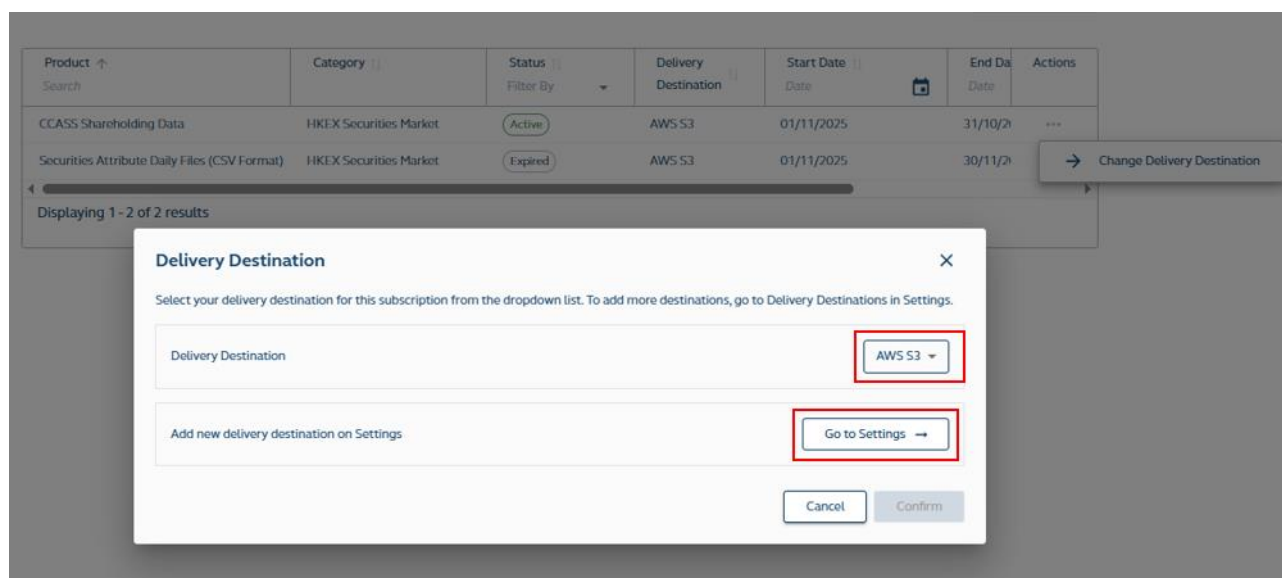
4.4 My Subscriptions

My Subscriptions screen allows user to view subscriptions and manage the **Delivery Destination** of each subscription.

Click **Change Destination** to select the preferred delivery destination for the subscribed data product.



To Add new delivery destinations on Settings, click **Go to Settings** button.



Should you have any questions, please contact datamarketplace@hkex.com.hk for assistance.