

**MAIN BOARD LISTED COMPANIES
CORPORATE DOCUMENTS**

(Excluding Interim & Annual Reports)


**GEM LISTED COMPANIES
CORPORATE DOCUMENTS**

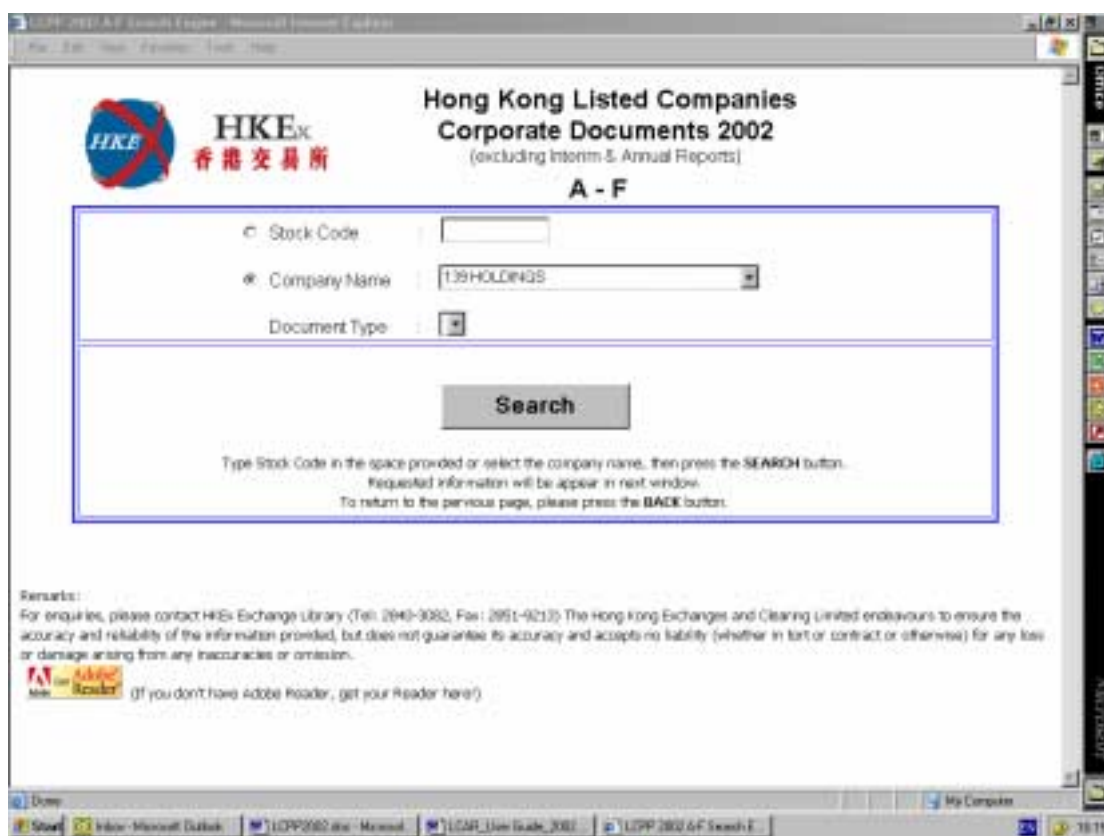
(Excluding Quarterly & Annual Reports)



(COMPACT DISK)

User Guide

User Guide for the Index Searching of the Auto-Run CD

1. The Auto-run CD of Listing Companies Information will start the searching program when the CD is inserted into the CD slot.
2. For those CD ROM with the auto-run function stopped, the user needs to open the file index.htm ( Index.htm) to start the searching program.



3. To search by stock code, simply enter the stock code in the space provided and then click on the  button.
4. To search by company name, expand the company name list by clicking on the down arrow  first and then select from the list. You can type a character in the Company Name box. The first company with the name beginning with that character will return. E.g. if you presses “B” in the Company Name box then expands the company name list, the name list will start from B.. for selection.



After you have chosen the company, you can further select the document by document type by clicking the down arrow of

Company Name : ASIA ALUMINUM HOLDINGS

Document Type : ALL

MISCELLANEOUS
BONUS ISSUES
GENERAL MANDATES
SHARE OPTION SCHEME

Search

5. The result page will only display the PDF files of the selected document type.




This is useful when the selected company has a long list of documents of various document types which spans a few result pages.


6. To open a document for viewing, simply click on the company name of the document.

Stock Code	Company Name
0154	BEIJING DEVELOPMENT (HK)
0154	BEIJING DEVELOPMENT (HK)


7. The selected PDF file will be opened for viewing:

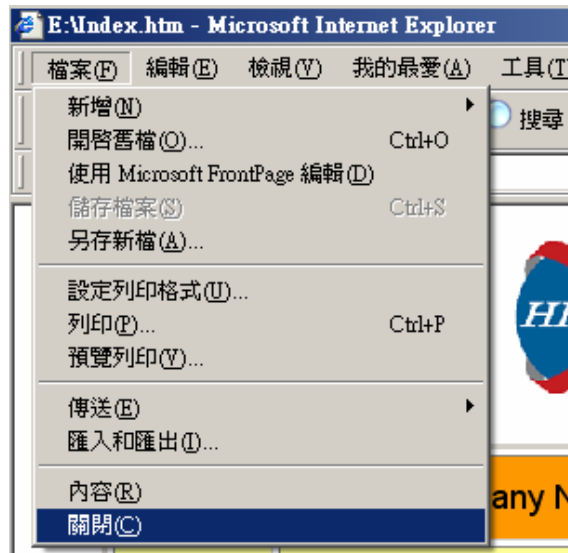


(The icon  at the left bottom corner is the link to the download site for Acrobat Reader)

8. After viewing the selected PDF file, you can click on  to get back to the result page for another selection of file.

9. You can select another PDF file to view by repeating STEP 6, or start a new search by clicking on [Start a new search](#) . This will return to the index page illustrated in STEP 2.

10. When you have finished the file viewing, you can close the searching program by clicking on  or selecting “Close(C)” from the File menu.



The searching program system requirements :

Windows Operating System from Win 95 to Win XP in English and Chinese.

With the install of Internet Explorer 5.X or 6.X. and Adobe Reader.